ARIZONA CARDINALS

PLAY AS MANY.
STAND AS ONE.

2012 MEDIA GUIDE

YOUR TABLE IS WAITING

Like Us on Facebook

Sign up at WinGilaRiver.com

LONE BUTTE CASINO

Santan 202 & Kyrene Rd.

WILD HORSE PASS HOTEL & CASINO

I-10 & Wild Horse Pass Blvd.

VEE QUIVA CASINO

51st Avenue
4 miles south of Baseline Rd.

WinGilaRiver.com • 800-WIN-GILA

Owned and operated by the Gila River Indian Community. GAMBLING PROBLEM? CALL 1-800-NEXT STEP

FROM THE SPORTS LIBRARY OF
RETROSEASONS.com

More publications available at:

www.retroseasons.com/library/

ARIZONA CARDINALS
2012 SEASON SCHEDULE

PRESEASON	SUN., AUG. 5	NEW ORLEANS SAINTS+	5:00 PM
	HALL OF FAME GAME | FAWCETT STADIUM | CANTON, OH		
	FRI., AUG. 10	@ KANSAS CITY CHIEFS	5:00 PM
	FRI., AUG. 17	OAKLAND RAIDERS	7:00 PM
	THU., AUG. 23	@ TENNESSEE TITANS#	5:00 PM
	THU., AUG. 30	DENVER BRONCOS	8:00 PM
REGULAR SEASON	SUN., SEP. 9	SEATTLE SEAHAWKS	1:25 PM
	SUN., SEP. 16	@ NEW ENGLAND PATRIOTS	10:00 AM
	SUN., SEP. 23	PHILADELPHIA EAGLES	1:05 PM
	SUN., SEP. 30	MIAMI DOLPHINS	1:05 PM
	THU., OCT. 4	@ ST. LOUIS RAMS	5:20 PM
	SUN., OCT. 14	BUFFALO BILLS	1:05 PM
	SUN., OCT. 21	@ MINNESOTA VIKINGS	10:00 AM
	MON., OCT. 29	SAN FRANCISCO 49ERS#	5:30 PM
	SUN., NOV. 4	@ GREEN BAY PACKERS	11:00 AM
	SUN., NOV. 18	@ ATLANTA FALCONS*	11:00 AM
	SUN., NOV. 25	ST. LOUIS RAMS*	2:25 PM
	SUN., DEC. 2	@ NEW YORK JETS*	11:00 AM
	SUN., DEC. 9	@ SEATTLE SEAHAWKS*	2:25 PM
	SUN., DEC. 16	DETROIT LIONS*	2:05 PM
	SUN., DEC. 23	CHICAGO BEARS*	2:25 PM
	SUN., DEC. 30	@ SAN FRANCISCO 49ERS*	2:25 PM

All times MST (Arizona)

+ NFL Network Broadcast # ESPN Broadcast * Subject to flexible scheduling decisions

TABLE OF CONTENTS

CARDINALS STAFF

Directory, Cardinals Staff 4-5
Bidwill, William V. (Bio) 6
Bidwill, Michael J. (Bio) 7
Minegar, Ron (Bio) 8
Graves, Rod (Bio) 9
Whisenhunt, Ken (Bio) 10-13
Coaches, Assistant (Bios) 14-31
Personnel/Scouting Staff (Bios) 32-38
Athletic Training Staff (Bios) 39-40
Equipment Staff (Bios) 41
Video Staff (Bio) 41
Staff Photos 42-44

THE PLAYERS

Veterans (Bios) 46-215
Roster, 2012 216
Draft Choices, 2012 (Bios) 217-224
Rookie Free Agents, 2012 (Bios) 225-232

2011 IN REVIEW

Final Statistics, 2011 234-235
Defensive Statistics, 2011 236
Defensive Summaries, 2011 237-238
Starting Lineups, 2011 239
Game-By-Game Offense/Defense, 2011 240-241
Game Summaries, 2011 242-249
Player Participation, 2011 250-251
Miscellaneous Stats, 2011 252

RECORDS

Rushing Yards, Single-Game Bests 254
Passing Yards, Single-Game Bests 255
Receiving Yards, Single-Game Bests 255
Sacks, Single-Game Bests 255
Longest Runs 256
Longest Pass Plays 256
Longest Punts 257
Longest Punt Returns 257
Longest Kickoff Returns 257
Longest Interception Returns 257
Longest Fumble Returns 257
100-Yard Rushing Games 258
100-Yard Receiving Games 259-261
300-Yard Passing Games 261-262
Scoring, Individual Records 262-264
Rushing, Individual Records 264-265
Passing, Individual Records 266-267
Receiving, Individual Records 268-269
Combined Yardage, Individual Records 269
Interceptions, Individual Records 269
Sacks, Individual Records 270
Punting, Individual Records 270-271
Punt Returns, Individual Records 271
Kickoff Returns, Individual Records 272
Fumbles, Individual Records 273
Longevity, Individual Records 273
Biggest Comebacks, Team Records 274-276
Scoring, Team Records 277-278
First Downs, Team Records 279
Total Yards, Team Records 280
Rushing, Team Records 280
Passing, Team Records 281-282
Interceptions, Team Records 282
Penalties, Team Records 282-283
Punting, Team Records 283
Punt Returns, Team Records 283
Kickoff Returns, Team Records 284
Fumbles, Team Records 284
Miscellaneous, Team Records 284
Cardinals In The Playoffs 285
Postseason Records, Individual 285-286
Postseason Records, Team 287-288

HISTORY

History of Franchise 290-294
All-time Roster, Alphabetical 295-304
All-time Roster, Numerical 305-316
Retired Jerseys 317
Annual Results 318
All-time Results/Stats, Year-By-Year 319-370

Preseason Results, All-Time 371-374
All-Time Preseason Results (Team-By-Team) 374
Team-By-Team Results 375-380
Statistical Leaders, Year-By-Year 381-385
Turnover Differentials, Year-By-Year 386
Shutouts (Cardinals And Opponents) 387-388
Two-Point Conversions, All-Time 388
Defensive Touchdowns, All-Time 389-390
Special Teams Touchdowns, All-Time 390
Quarterback Information, All-Time 391
Prime Time Games 392
Thanksgiving Game Results 393
Hottest/Coldest Games 393
Head Coaches, All-Time 394
Assistant Coaches, All-Time 394-395
Ring Of Honor 396-398
Pro Bowl Information 399-400
Player Of The Week Selections 401
Overtime Games 402-403
Postseason Awards 404-406
Last Time 406-408
First-Round Choices, All-Time 409
Draft History, All-Time 409-415
Draftees By School 416

MISCELLANEOUS

2012 NFL Schedule, Week-By-Week 418-420
Flex Scheduling 421
NFL Policy For Retractable Roofs 421
Cardinals Charities 422-423
Cards In The Community 424-425
About Univ. of Phoenix Stadium 426-433
Univ. Of Phoenix Stadium Seating 434
Univ. Of Phoenix Stadium Parking 435
Cheerleaders 437
Big Red 437
Broadcasting Information 440-442
Cardinals on the Internet (Twitter & Facebook) . . . 443
NFL Contacts 444
Training Facility 445
Training Camp Information 446
Index 447-448

ARIZONA CARDINALS

2012 NATIONAL FOOTBALL LEAGUE CALENDAR

July 24	—	Arizona Cardinals report to training camp in Flagstaff, Arizona
Aug. 5	—	Cardinals open preseason at Hall of Fame Game in Canton, OH against New Orleans
Aug. 9-13	—	First full preseason weekend
Aug. 27	—	Roster cutdown to a maximum of 75 players
Aug. 31	—	Roster cutdown to a maximum of 53 players
Sept. 5-10	—	Kickoff 2012 weekend
Sept. 9	—	Cardinals vs. Seahawks (Regular Season Opener)
Dec. 30	—	Cardinals at 49ers (Regular Season Finale)
Feb. 3, 2013	—	Super Bowl XLVII, Mercedes-Benz Superdome in New Orleans (CBS)

UPCOMING SUPER BOWLS

Feb. 2, 2014	Super Bowl XLVIII	MetLife Stadium in NY/NJ (FOX)
February 2015	Super Bowl XLIX	University of Phoenix Stadium (NBC)

CARDINALS DIRECTORY

EXECUTIVE STAFF

William V. Bidwill . . . . . Owner
Michael J. Bidwill . . . . . President
Rod Graves. . . . . General Manager
Ron Minegar . . . . . Executive Vice President/ Chief Operating Officer
Greg Lee . . . . . Chief Financial Officer
David Koeninger . . . . . General Counsel
Melissa Gaspard . . . . . Executive Assistant/Paralegal
Amber Lechuga. . . . . Executive Assistant

COACHING STAFF

Ken Whisenhunt . . . . . Head Coach
Russ Grimm . . . . . Assistant Head Coach/Offensive Line
Ray Horton . . . . . Defensive Coordinator
Mike Miller. . . . . Offensive Coordinator
Kevin Spencer . . . . . Special Teams
Ron Aiken . . . . . Defensive Line
Pete Alosi . . . . . Assistant Strength and Conditioning
Louie Cioffi . . . . . Defensive Backs
Chad Grimm . . . . . Offensive Quality Control
Freddie Kitchens . . . . . Tight Ends
John Lott . . . . . Strength and Conditioning
John McNulty . . . . . Quarterbacks
Matt Raich. . . . . Linebackers
Frank Reich . . . . . Wide Receivers
Tommie Robinson . . . . . Running Backs
Ryan Slowik . . . . . Outside Linebackers
Deshea Townsend . . . . . Assistant Defensive Backs

FOOTBALL OPERATIONS

Rod Graves. . . . . General Manager
Steve Keim . . . . . Vice President, Player Personnel
Jason Licht . . . . . Director, Player Personnel
Sean Castle . . . . . Director, Salary Cap Management
Matt Caracciolo. . . . . Football Operations Coordinator
Quentin Harris . . . . . Assistant Pro Personnel Director
Mike Boni . . . . . Scout
Malik Boyd. . . . . Scout
Zac Canty . . . . . Scout
Chris Culmer. . . . . Scout
Dru Grigson . . . . . Scout
Kyle Johnson . . . . . Scout
Luke Palko . . . . . Scout
John Ritcher . . . . . Scout
Josh Scobey. . . . . Scouting Assistant
Deb Stewart . . . . . Executive Assistant
Cindy Krawczyk. . . . . Assistant to Head Coach
Marie Lay. . . . . Administrative Assistant, Asst. Coaches

ATHLETIC TRAINING/MEDICAL

Tom Reed . . . . . Head Athletic Trainer
Jim Shearer . . . . . Assistant Athletic Trainer
Jeff Herndon . . . . . Assistant Athletic Trainer
Chad Cook . . . . . Assistant Athletic Trainer
Brandon Stone . . . . . Intern Athletic Trainer
Dr. Wayne Kuhl. . . . . Team Physician (Internist)
Dr. Jeff Nebelsieck . . . . . Team Physician (Internist)
Dr. Gary Waslewski . . . . . Team Physician (Orthopedist)
Dr. Doug Freedberg . . . . . Team Physician (Orthopedist)
Dr. Amit Sahasrabudhe. . . Team Physician (Orthopedist)
Dr. Curtis Maynard. . . . . Team Chiropractor
Dr. Nicholas Theodore . . . . . Neurosurgical Consultant
Dr. Paul Petelin, Jr. . . . . Team Ophthalmologist
Dr. Harvey Lester . . . . . Team Dentist
Dr. Byron Larsen . . . . . Team Dentist
Dr. Dan Blackwood . . . . . Neuro-Psychologist
Brett Fischer . . . . . Physical Therapist
Robyn DeBell MS RD . . . . . Team Nutritionist

EQUIPMENT

Mark Ahlemeier. . . . . Equipment Manager
Steve Christensen . . . . . Asst. Equipment Manager
Jordan Bates . . . . . Equipment Coordinator

VIDEO

Robert Brakel. . . . . Video Director
TBD . . . . . Video Assistants

COMMUNITY RELATIONS

Luis Zendejas . . . Senior Director, Community Relations
Sheldon Meeks . . . . . Community Relations Coordinator
Mo Streety. . . . . Youth Football Coordinator
Estelle Moreno . . . . . Administrative Assistant

FINANCE

Greg Lee . . . . . Chief Financial Officer
Miriam Carlson . . Director, Financial Planning & Analysis
Teresa Miller. . . . . Director, Finance
Christine Harms . . . . . Sr. Accountant
Justin Saltzman . . . . . Budget Analyst
Karen Sisley . . . . . HR Coordinator/Payroll
Sam Wallace . . . . . Finance Database Manager
Veronica Castro. . . . . Staff Accountant
Thedra Dunbar . . . . . Accounts Payable
D'Ann Jordan . . . . . Executive Assistant

INFORMATION TECHNOLOGY

Mark Feller. . . . . Vice President, Technology
James Novy . . . . . Network Administrator
David Reynolds. . . . . Network Administrator
Pete Ciampa. . . . . Information Technology Specialist

MEDIA RELATIONS

Mark Dalton . . . . . Vice President, Media Relations
Chris Melvin . . . . . Media Relations Manager
Mike Helm . . . . . Media Relations Coordinator
Matt Storey . . . . . Media Relations Coordinator
Kami Wise . . . . . Administrative Assistant

OPERATIONS AND MAINTENANCE

John Drum. . . . . Vice President, Stadium Operations
Ryan Odenwald. . . . . Stadium Operations Coordinator
Stefan Gunther. . . . . Superintendent
Stephen Munchinsky . . . . . Assistant Superintendent
Kore Higuchi . . . . . Assistant Turf Manager
Bob Schindler. . . . . Assistant Turf Manager
Andrew Levy . . . . . Turf Specialist

PLAYER DEVELOPMENT

Anthony Edwards . . Senior Director, Player Development

MARKETING

Lisa Manning . . . . . Vice President, Marketing
Orlando Avila . . . . . Manager, Marketing and Broadcast Services
Mike Chavez. . . . . Manager, Creative Services
Darren Urban . . . . . Website Manager
Damien Anderson . . . . . Manager, Alumni Relations
Laura Johnson . . . . . Manager, Entertainment and Special Events
Heather Karberg . . . . . Director, Cardinals Cheerleaders
Rolando Cantu . . Manager, International Business Ventures

BROADCASTING

Tim DeLaney . . . . . .Senior Director, Broadcasting/ Executive Producer
Jim Omohundro . . . . Broadcast & New Media Manager/ Producer
Richard Mendez . . . . . .Broadcast Coordinator/Producer
Jonathan Hayward . . . .Broadcast Coordinator/Producer
Coby Rich . . . . . Digital Media Coordinator/Producer
Dave Pasch . . . . . .Radio Play-by-Play
Ron Wolfley . . . . . Radio Analyst
Gabriel Trujillo . . . Broadcaster/Producer Spanish Media

SCOREBOARD

Michael Conner. . . . . .Video and Scoreboard Operations Manager
Jason Selner . . . . . .Scoreboard Production Coordinator
Doug Klausen. . . . . .Scoreboard Technical Coordinator
Jamie Gillespie. . . . . Event & System Audio Engineer

BUSINESS DEVELOPMENT

Steve Ryan . . . . .Vice President, Business Development
Mike Iaquinta. . . . . Director, Business Development
Scott Coleman . . . . . Director, Corporate Partnership Service & Activation
Randy McCluskey. . .Manager, Corporate Hospitality Sales
John Misch . . . . . Manager, Corporate Hospitality Sales
Mike McDonough. . .Manager, Corporate Hospitality Sales
Todd Santino . . . . . .Manager, Business Development
Rich Tomey . . . . . .Manager, Business Development
Dana Repp. . . . . Manager, Corporate Services
Eric Barkyoumb . . . . . .Coordinator, Partner Service and Activation
Elizabeth Van Meter . . . .Coordinator, Sales and Service

BOX OFFICE

Steve Bomar . . . . . Senior Director, Ticketing
Scott Bull . . . . . Box Office Manager (Tempe)
Ryan Funk . . . . . .Box Office Manager (Glendale)
Stephanie Lahaie . . . . . Event Creation Specialist
Rachel Baderman . . . . . Ticket Office Representative
Kim Cruz . . . . . Ticket Office Representative
Kim Fortney. . . . . Ticket Office Representative
Jessica Phillips. . . . . Ticket Office Representative
Tony Vaiana . . . . . Ticket Office Representative
Lara Wroblewski . . . . . Ticket Office Representative

TICKET SALES & SERVICE

Ron Campbell. . . . . Senior Director, Ticket Sales
Cari Belanger-Maas . . . . . Director, Premium Seat & Guest Services
Alex Herrera. . . . . Premium Services Coordinator
Kai Murray . . . . . Manager of Club Seats Sales
Steve Carlson . . . . . Account Executive, Ticket Sales
Nina Ciccone . . . . . Account Executive, Ticket Sales
Daniel Conlon. . . . . Account Executive, Ticket Sales
Sean Ferretti . . . . . .Account Executive, Club Seat Sales
Jeff Orenstein . . . . . Account Executive, Ticket Sales
Mathew Schaper . . . . . Account Executive, Ticket Sales
Jesse Whalen . . . . . .Account Executive, Club Seat Sales

SECURITY

Rick Knight . . . . . Vice President, Security

ADMINISTRATIVE AND SUPPORT STAFF

Lauren Gonzales . . . . . Receptionist

QUICK REFERENCE

ARIZONA CARDINALS

MAILING ADDRESS

P.O. Box #888
Phoenix, AZ 85001–0888

STREET ADDRESS

8701 S. Hardy Drive
Tempe, AZ 85284–2800

UNIVERSITY OF PHOENIX STADIUM

One Cardinals Drive
Glendale, AZ 85305

ADMINISTRATIVE OFFICES

Switchboard 602/379–0101
Administrative FAX. 602/379–1819
Media Relations FAX. 602/379–1821
Marketing FAX 602/379–1772

TICKETS

Ticket Office 602/379–0102
800/999–1402
Ticket FAX. 602/379–1773
Ticketmaster 800/745–3000
Ticketmaster Web Site . . . . www.ticketmaster.com

TRAINING CAMP

Pine Ridge Village
Northern Arizona University
Flagstaff, AZ 86011
Administrative Offices 928/523–1818
Media Relations. 928/523–1855
928/523–1856
Media Relations FAX. 928/523–1830
Fan Hotline . . . . . 928/523–2273 (Statewide)
602/379–1714 (Phoenix)

STAY CONNECTED
AZCARDINALS.COM

FACEBOOK.COM/ARIZONACARDINALS

TWITTER.COM/AZCARDINALS
@AZCARDINALS

WILLIAM V. BIDWILL

OWNER

William V. Bidwill's association with the Cardinals began as a child ball boy on Chicago's South Side and continues today as owner.

A native of Chicago, Bill Bidwill presides over the oldest continuously-operated professional football franchise. Founded in 1898, the Cardinals join the Chicago Bears as the only two remaining charter members of the National Football League (1920). As his involvement with the team continues through its eighth different decade, the current one has to rank among the most memorable. The Cardinals have finished .500 or better in four of the last five seasons. They captured back-to-back division crowns in 2008 and '09, won their first NFC title and advanced to the Super Bowl for the first time in team history following the '08 season.

The Cardinals have remained in the Bidwill family since Bill's father, Charles, a prominent Chicago sports figure and member of the Pro Football Hall of Fame, purchased the team in 1932. Charles ran the club until his death in the Cardinals' NFL championship year of 1947. Charles' wife, Violet, then guided the franchise's fortunes for the next 15 years, followed jointly by sons Bill and Charles, Jr. (Stormy). Bill became sole owner in 1972.

Named a Cardinal vice president during his undergraduate days at Georgetown University, Bill Bidwill returned to Chicago from the Navy in 1956 to begin assisting family interests that included football. When the Cardinals moved to St. Louis in 1960, Bidwill returned to the organization on a full-time basis.

Bidwill continues to have a daily presence at the Cardinals training facility and is a popular fixture at team events, charity function and football activities. In 2010, he received an honorary doctorate from Northern Arizona University.

Bidwill was credited with bringing Super Bowl XXX to Arizona on January of 1996 and the region again hosted the title game when Super Bowl XLVII was played at University of Phoenix Stadium in February of 2008.

An active supporter of various civic and charitable organizations and endeavors, Bidwill directed the formation of Cardinals Charities, the team's organization dedicated to supporting worthy Arizona causes, shortly after the Cardinals arrived in the state.

He also serves on the Player Dire Need Fund committee as well as the Hall of Fame Committee. In August of 2007 he was named to the Board of Trustees for the Pro Football Hall of Fame, the governing body of the Canton-based organization.

Bidwill and his wife, Nancy celebrated their 50th wedding anniversary in September of 2010. They are the parents of five children and have nine grandchildren.

RECOGNITION FOR MR. B

While he is well-known for his understated nature and a preference for staying out of the spotlight, Bill Bidwill has in recent years received quite a bit of attention for his many contributions and accomplishments as Cardinals owner.

DR. B

At its December 2010 commencement exercises at Northern Arizona University, Bidwill was awarded an honorary doctor of humane letters degree for "his contributions to the university, his community and his profession."

TANK YOUNGER AWARD

At the 2010 annual NFL Combine in Indianapolis, Bidwill was honored with the Paul "Tank" Younger Award from the Fritz Pollard Alliance, whose purpose is to promote diversity and equality of job opportunity in the NFL. The Paul "Tank" Younger Award has been presented annually since '03 for extraordinary contributions towards NFL diversity and previous winners include Tony Dungy, Dan Rooney and Bill Walsh. "When you look back over the years, Mr. Bidwill has a long history of hiring minorities to administrative and authoritative positions," said FPA Chairman John Wooten. "He has really helped level the playing field and that is what this award is all about."

SPORTS FAITH HALL OF FAME

Also in February of 2010, Bidwill was inducted into the Sports Faith Hall of Fame in Lake Forest, IL. "(He) was honored as a long-time contributor to the NFL and for his contributions to charity, which he has conducted in a very quiet, very generous manner," said Patrick McCaskey, chairman of the group's advisory board and grandson of Chicago Bears legendary head coach George Halas. Bidwill joined Brian Piccolo, the former Bears running back, Tom Monaghan, founder of Domino's Pizza and former owner of the Detroit Tigers, and John Gagliardi, head coach at St. John's (MN) University and college football's all-time wins leader.

FLAGSTAFF SPORTS HALL OF FAME

In August of '09, Bidwill was inducted into the Flagstaff Sports Foundation's Hall of Fame in recognition of what he and the team have done for that community. Said NAU President John Haeger, "(The Cardinals) bolster the economy of the northern Arizona region—something for which businesses and workers are very appreciative." He added that the Cardinals have been directly responsible for bringing millions of dollars of economic activity over the last two decades.

MICHAEL BIDWILL
PRESIDENT

After practicing law for six years as a federal prosecutor, Michael Bidwill joined the Cardinals organization in 1996 as Vice President/General Counsel and today serves as team President. In that time, his influence over the club and his role in shaping its success has been undeniable.

In addition to his prominent role in guiding the Cardinals, Bidwill has established himself as an influential leader in the greater Phoenix business community where he has been a strong advocate for economic growth and development.

Within the NFL, Michael chairs the League's Security and Fan Conduct Committee, a group of eight club executives that oversees and develops best security practices for NFL facilities and is a member of the board of NFL Charities. He has also been a member of the league's Business Ventures Committee since 2007 when Commissioner Roger Goodell appointed him to it.

Bidwill, former Diamondbacks star Luis Gonzalez and ASU national champion wrestler Anthony Robles participate on "Best of Arizona Sports" panel at a February 2012 event commemorating the state's 100th birthday.

He additionally serves on Arizona's Super Bowl Host Committee. That group not only oversaw the successful staging of Bowl XLII at University of Phoenix Stadium in 2008 but which brought the 2015 game (Super Bowl XLIX) and its half billion dollar economic impact to the state.

From 2008-10, Bidwill served back-to-back terms as Chairman of Greater Phoenix Economic Council (GPEC). He is also a board member of Greater Phoenix Leadership (GPL), an organization composed of the region's top business and civic leaders. In July of 2011, Bidwill and 16 business leaders in the state were appointed to the Arizona Commerce Authority Board of Directors. Michael is also a member of the board for the Pat Tillman Foundation, which carries on the legacy of the former Cardinals safety killed in Afghanistan in 2004.

In 2010, Bidwill was selected by the Phoenix Business Journal as one of its 25 "Most Admired CEO's." The previous year, he also received the Leader for Tomorrow award from the Boy Scouts of America.

Among his most significant accomplishments with the Cardinals was spearheading the effort that led to the creation of University of Phoenix Stadium. The venue has been a major factor in the transformation of the Cardinals and a catalyst for the team's success. The team has also sold out every game it has played since the iconic stadium's opening.

Strong community involvement has also been a hallmark of Bidwill's tenure with the Cardinals, with a particular emphasis on the value of youth sports. In 2011, Bidwill led the team's support of state legislation implementing stronger concussion guidelines and increasing awareness among Arizona high school athletes. Past recognition includes the team's selection as the NFC recipient of the "Pop Warner NFL Team of the Year (2005)" for commitment to the development of youth football. Two years earlier, that same organization presented Michael with the Glenn S. "Pop" Warner Award, for excellence in athletics, scholarship, and life's endeavors with integrity and humanity.

From 1990–96, Bidwill was an Assistant U.S. Attorney with the Department of Justice in Phoenix where he specialized in homicide and other violent crime cases.

Bidwill earned a Bachelor of Science degree in Finance from St. Louis University in 1987 and in 1990 earned a law degree from Catholic University in Washington, D.C. A licensed pilot and flying enthusiast, Bidwill also donates his time and resources as a volunteer for "Flying Samaritans," a group of volunteers including doctors and other medical personnel who offer free medical clinics in Mexico.

RON MINEGAR

EXECUTIVE VICE PRESIDENT/CHIEF OPERATING OFFICER

Ron Minegar is beginning his 13th season with the Cardinals after joining the organization from Disney Sports in 2000.

In his current position, the 52-year old Minegar is responsible for developing the clubs strategic plan and overseeing all aspects of the Cardinals business operations. He serves as the team's primary negotiator on all broadcast agreements, training camp agreements, concessionaire contracts, ticketing agreements and retail merchandise contracts. Additionally, Minegar was a part of the project team during the design and construction of University of Phoenix Stadium and works closely with the Arizona Sports and Tourism Authority and the stadium's facility management firm on business and operational issues.

Minegar also serves as Chief Operating Officer of Rojo Hospitality Group LLC, which was awarded the food and beverage contract at University of Phoenix Stadium. Additionally, he serves in the same capacity for Rojo Event Management LLC. He is a member of the Board of Directors of the Arizona Chamber of Commerce and Industry. He was also appointed to the role of Vice Chairman of Marketing for the Board's Executive Committee, serves on the Finance Council and is past Chairman of the Energy Committee.

Prior to joining the Cardinals, Minegar served as Vice President, Sales and Marketing for Anaheim Sports, Inc., a division of the Walt Disney Corporation. Originally hired to direct marketing and sales for the Anaheim Angels, Minegar ultimately assumed the additional responsibility of overseeing the marketing and sales efforts for the Mighty Ducks of Anaheim.

Minegar began his sports career with the La Crosse, WI franchise of the Continental Basketball Association serving as team President and representing the club's ownership on all league issues from 1985 to 1990. He was a two-time "Executive of the Year" recipient in the CBA as a result of the team achieving league attendance records and a CBA championship. From 1991-1995, he served as the Director of Corporate Sales for the Minnesota Timberwolves and the Target Center. Minegar left the Timberwolves to assist in the start up of the Minnesota Moose, an expansion franchise in the International Hockey League. In his role as Vice President of Business Operations, he developed the organization's overall business and operational plan and oversaw the launch of the wildly popular Moose logo that resulted in record league merchandise and promotional sales. Upon the announcement of the NHL's return to the Twin Cities in 1997, Minegar assisted in the relocation of the IHL franchise to Winnipeg, Manitoba, then became CEO of Diamond Sports Group and was involved in acquisition projects within minor league baseball, basketball and hockey.

He earned a Bachelor of Science degree in Business Administration from the University of Wisconsin-La Crosse in 1981 and in 1984 earned a master's degree in Business Administration from the Carlson School of Management at the University of Minnesota.

Born in Pittsburgh, PA, Minegar resides in Phoenix. He and his wife, Margaret, have two children: daughter, Jenna and son, Craig.

ARIZONA AND DAYLIGHT SAVING TIME

Every year people across the country turn their clocks ahead in the spring and back in the fall, except in Arizona.

Although Arizona stays on standard time throughout the year, never changing their clocks forward or setting them back, the time change, or lack thereof, does affect the Cardinals' local kickoff times during the season.

In 2012, daylight saving time was observed on the second Sunday in March (March 11) and ends on the first Sunday in November (November 4). When daylight saving time is in effect, Arizona is three hours behind the east coast, making a 4 p.m. kickoff in New York a 1:00 p.m. kickoff in Arizona.

However, when daylight saving time ends, Arizona is only two hours behind the east coast, making a 4:00 p.m. kickoff in New York a 2:00 p.m. kickoff in Arizona.

In 1967 the Uniform Time Act was instituted, putting the entire country on daylight saving time. After one year, states could opt out if they wanted and Arizona went back to standard time and stayed there. Residents and lawmakers of Arizona knew there was an abundance of sunshine and did not see the need to move their clocks ahead in order to save any. The only other state that does not observe Daylight Saving Time is Hawaii.

ROD GRAVES
GENERAL MANAGER

NOTE CARDS

- Joined the Cardinals in 1997 and has led the team's personnel department since 2003.
- Is one of the NFL's longest-tenured football decision-makers and is one of six African American general managers in the league.
- In February of 2011, he received the Paul "Tank" Younger Award from the Fritz Pollard Alliance to honor an individual who displays outstanding work, on and off the field, in leveling the playing field for minorities in the NFL.
- Represents the Cardinals on a number of NFL committees including the College Relations Subcommittee, the General Managers Advisory Committee, and the CEC Executive Working Group.
- A Houston native, Graves began his career in 1982 as a regional scout for the USFL's Philadelphia Stars and joined the NFL in '84 as a regional scout for the Chicago Bears; was promoted to Bears director of college scouting in '93 and directory of player personnel in '94.
- Graduated from Texas Tech University and is the son of the late Jackie Graves, former player personnel executive of the Philadelphia Eagles.

Rod Graves is entering his 16th season with the Cardinals organization after joining the team in 1997 as the Assistant to the President. He was promoted to Vice President, Football Operations in 2003 and was named General Manager in 2007. In February of 2010, he was rewarded for his role in shaping the team into back-to-back division champions when he received a contract extension through 2013.

Graves, 53, is responsible for all facets of the Cardinals' football operations. He has provided leadership in hiring, planning, budgeting, player acquisitions, negotiations, and scouting. Graves has represented the Cardinals on a number of NFL committees and currently serves on the board of directors of National Football Scouting, Inc. and National Invitational Camp, Inc. (Indy Combine). In June of '08, Graves was named to the NFL's new General Managers Advisory Committee, an 11-member group that provides recommendations and other feedback to the league's Football Operations Department. He also serves on the league's CEC Executive Working Group.

As Cardinals G.M., Rod has been particularly successful building the team through the NFL Draft and free agency. The Cardinals have been commended for their successful draft classes, especially in recent years. Current Cardinals Patrick Peterson, Larry Fitzgerald, Darnell Dockett, and Adrian Wilson are Pro Bowl players who were acquired through the draft. Of the 22 Cardinals starters at the end of the 2011 season, 11 were draft choices of the team during Graves' tenure while one other starter joined the team as an undrafted rookie free agent. Of the 35 players drafted between 2007-11, 22 remain with the team and 18 of those players have started least one game with the Cardinals.



One of the league's longest-tenured personnel decision makers, Graves is also one of six African American general managers in the NFL, joining Baltimore's Ozzie Newsome, Houston's Rick Smith, Detroit's Martin Mayhew, the Giants Jerry Reese and Oakland's Reggie McKenzie.

In February of 2011, Graves received the Paul "Tank" Younger Award from the Fritz Pollard Alliance. The annual honor is given to an individual who displays outstanding work, on and off the field, in leveling the playing field for minorities in the NFL. Graves was the second Cardinals executive to win the award in two years, as owner Bill Bidwill was honored in 2010.

Consistent with the Cardinals efforts to become champions in the community, Rod and his wife Dreama, devote their time and resources to supporting Cardinals Charities, The United Way, and The American Diabetes Association.

A native of Houston, TX, Rod began his career in professional football in 1982 as a regional scout for the Philadelphia Stars of the United States Football League. He joined the National Football League in 1984 as a regional scout for the Chicago Bears, a position he held until promoted to director of college scouting in 1993. He was promoted in 1994 to director of player personnel.

Rod is a graduate of Texas Tech University. He is also the son of the late Jackie Graves, former player personnel executive of the Philadelphia Eagles.

Rod and Dreama reside in Phoenix with their three children: daughters, Brittany & Taylor, and son, Joshua.



KEN WHISENHUNT

HEAD COACH

COLLEGE	DOB
Georgia Tech	February 28, 1962
HOMETOWN	**YEARS NFL / CARDINALS**
Atlanta, GA	25 / 6

CAREER NOTES

- Became an NFL head coach for the first time when hired by Arizona in January of 2007.
- Came to the Cardinals with 10 years of experience as an NFL assistant coach and also played nine seasons in the league as a tight end/H-Back.
- Before coming to AZ, Whisenhunt spent the previous six seasons with the Steelers. For the first three he was tight ends coach and then was offensive coordinator for the next three years, helping the team earn a victory in Super Bowl XL.
- Previously coached at the pro level with the Jets (2000), Browns (1999) and Ravens (1997-98); began his coaching career in the collegiate ranks with Vanderbilt (1995-96).
- Was selected in the 12th round of the 1985 NFL Draft by Atlanta; went on to play nine NFL seasons with the Falcons (1985-88), Redskins (1989-90), and Jets (1991-93).
- Entered Georgia Tech as a walk-on and finished career ranked second on the school's all-time receiving yardage list and fourth in career receptions; earned degree in civil engineering.

CARDINALS NOTES

- Hired by the Cardinals on January 14, 2007. Was rewarded with an extension on February 25, 2010 that keeps him under contract with Arizona through 2013 with a team option for 2014.
- With 44 victories in five seasons with the Cardinals, Whisenhunt is the franchise's all-time leader in wins by a head coach after surpassing both Jim Hanifan (39) and Don Coryell (42) in 2011.
- His 4-2 career postseason record is also a club record and among the league leaders in terms of winning percentage.
- Became the first coach in franchise history with a .500 record or better in each of his first three seasons (8-8 in 2007; 9-7 in 2008; 10-6 in 2009); the Cards have gone .500 or better in four of his five seasons.
- Led the Cardinals to NFC West titles in 2008 and '09, the team's first back-to-back division crowns since 1974-75; also guided Arizona to its first NFC Championship and Super Bowl appearance.
- Under Whisenhunt, the Cards have an overall home record of 29-14, including a 3-0 postseason mark. The team's 6-2 mark at home in 2011 established a franchise record with five straight seasons of .500 or better at home.
- In 2011, the Cards also set an NFL record with four overtime wins and Whisenhunt improved his career OT record to 7-2 overall.
- With a win over the Browns at University of Phoenix Stadium in Week 15 of 2011, the team improved to 8-2 at home against AFC opponents under Whisenhunt.
- Arizona's 8-8 record in Whisenhunt's first season (2007) was its best since going 9-7 in 1998.
- The memorable '08 season saw Arizona secure the franchise's first postseason appearance since '98 with a 9-7 mark, first division crown since '75 thanks to a 6-0 record within the NFC West, and first home playoff game since 1947. It ended with the franchise's first-ever conference title and Super Bowl appearance. Arizona's 12 total wins in '08 were the most in team history and the Cardinals won more postseason contests that January (3) than they had in their entire history (2).
- After their '08 Super Bowl season, the '09 Cardinals won 10 regular season games for the first time since 1976 with six of those wins coming on the road, the most since 1963. They also became just the 3rd NFL team since 1999 to return to the postseason after finishing as the Super Bowl runner-up the previous season.
- In 2007, Arizona set a franchise record for passing TDs in a season (32) and the team's point total of 404 was the second-highest in team history. In '08, the Cards offense was again explosive and scored a franchise record 427 total points. They added 188 more points in the postseason, the third-highest total in NFL postseason history. The 2009 AZ offense led the NFL in red zone scoring (70.4%) as well as red zone TD efficiency (65.1).

Whisenhunt was named Arizona's head coach on January 14, 2007 when he signed a four-year contract with a team option for a fifth; he was rewarded with an extension on February 25, 2010 that will keep him under contract through 2013 with a team option for 2014. He enters 2012 as the winningest head coach in franchise history with 44 total victories after passing both Don Coryell (42) and Jim Hanifan (39) during the 2011 season. His 4-2 career postseason record is among the league leaders in winning percentage.

Whisenhunt became the first coach in franchise history with a .500 record or better in each of his first three seasons (8-8 in 2007; 9-7 in 2008; 10-6 in 2009) and Arizona has gone .500 or better in 4 of his 5 campaigns. In his first two years as head coach, the Cardinals posted a 12-4 regular season record at University of Phoenix Stadium (14-4 including postseason). Overall under Whisenhunt, the Cards have an combined home record of 29-14, including a 3-0 postseason mark. The team's 6-2 mark at home in 2011 established a franchise record with five straight seasons of .500 or better at home.

2011 SEASON: The Cardinals finished 8-8 in a season marked by resilience, comebacks, tight games and thrilling finishes. Arizona led the NFL with 13 games decided by seven points or fewer and went 8-5 in those games. They set an NFL single-season record by winning four overtime contests (all at home). The Cards had six fourth quarter comebacks, one shy of the NFL record (7, Indianapolis, 2009) dating back to 1970.

The lack of an offseason due to the labor dispute contributed to a less-than-ideal start that saw the team win the opener but then lose six straight to fall to 1-6. The resilient Cards rebounded to finish 2011 as one of the hottest teams in football, recording a 7-2 record over the final nine games and post the second-best record ever by an NFL team in a season that included a losing streak of six or more games.

Against the Browns in Week 15, Whisenhunt earned his 43rd victory as head coach, passing Don Coryell for most wins in franchise history.

2010 SEASON: In a challenging season, the Cardinals suffered their first sub-.500 campaign since Whisenhunt took over as head coach and finished 5-11.

At season's end, his 36 total victories as head coach (including postseason) moved him into third place among the franchise's all-time coaches in career victories.

With a 4-4 record at University of Phoenix Stadium in 2010, he joined Coryell (1974-77) as the franchise's only coaches to ever post four consecutive seasons with a home record of .500 or better.

A MASTERFUL COACH

As a native of Augusta, it is no surprise that **Ken Whisenhunt** is also an avid golfer. Like many Augusta residents, he worked the Masters tournament as a teenager, handling the manual scoreboard on the 18th hole. He's had the opportunity to play the course on several occasions, including May of 2008 when he shot an even par 72 that included an eagle on the par four 11th hole. At one point he considered playing the sport professionally. After concluding his nine-year NFL playing career in 1993, Whisenhunt took a year off during which he played a lot, including an appearance at the 1994 U.S. Mid-Amateur at Hazeltine. His career-best score is a 65 and he has made two holes in one over the years. (That doesn't include another that came after his first ball went out of play, resulting in a three on the scorecard).

ON TOP OF THE LIST

Most Wins By A Cardinals Head Coach

Wins	Coach (Years)
44	**Ken Whisenhunt (2007-present)**
42	Don Coryell (1973-77)
39	Jim Hanifan (1980-85)
35	Charley Winner (1966-70)
29	Vince Tobin (1996-2000)

Most Seasons By A Cardinals Head Coach

Years	Coach (Years)
6	**Ken Whisenhunt (2007-present)**
	Jim Hanifan (1980-85)
	Jim Conzelman (1940-42, '46-48)
5	Don Coryell (1973-77)
	Charley Winner (1966-70)
4	Vince Tobin (1996-2000)
	Joe Bugel (1990-93)
	Wally Lemm (1962-65)
	Frank "Pop" Ivy (1958-61)
	Miles Creighton (1935-38)

2009 SEASON: Led Arizona to 10-6 regular season record and second straight NFC West title, giving the Cards back-to-back division titles for the first time since 1974-75. It was the team's best regular season record since the NFL went to a 16-game schedule in 1978. It marked the first 10-win season for the franchise since 1976 and its sixth all-time.

The Cardinals avoided back-to-back losses in '09 marking the first time they've done that since 1975; they were also the only team to accomplish that in '09. The team posted a 6-2 record on the road, their most since 1963 (6); the Cards also rattled off five straight road wins in a season for the first time since 1948.

With a thrilling Wild Card win vs. Green Bay, the Cards improved to 4-0 all-time at home in postseason play and gave them back-to-back home playoff wins for the first time in franchise history.

2008 SEASON: After a solid inaugural campaign as head coach, Whisenhunt's second one resulted in the most successful season in team history. The Cardinals secured the franchise's first postseason appearance since 1998 with a 9-7 mark, first division crown since '75 thanks to a 6-0 record within the NFC West, and first home playoff game since 1947. That of course led to Arizona's first-ever conference title and Super Bowl appearance.

Arizona's 12 total wins in '08 were the most in team history and the Cardinals won more postseason contests in January (3) than they had in their entire history (2).

2007 SEASON: In his first year as an NFL head coach, Whisenhunt led Arizona to its best record in 10 years (8-8) and the team recorded a 6-2 mark at home, its best since 1976. Year one had its share of excitement and last-second finishes. Seven of the season's first eight games were decided by 7 points or fewer and in all, the Cardinals played an NFL-leading 12 games decided by eight or fewer (six by a field goal or less). Arizona's three-win improvement in '07 was the largest of any of the NFL's five teams with first-year head coaches that year.

In 2007, the Cardinals set a franchise record for passing TDs (32) and recorded the second-highest season point total in team history with 404 (423 in 1984).

OVERTIME UNDER WHIS

The Cardinals 23-20 victory over the Seahawks in the 2011 season finale marked Arizona's sixth regular season OT victory during the **Ken Whisenhunt** era and fourth in 2011 (an NFL record).

Including postseason, Arizona holds a 7-2 record in OT games under Whisenhunt.

Cardinals in overtime (2007-2011)

Opponent	Result
1/1/12 vs. Seattle	W, 23-20
12/18/11 vs. Cleveland	W, 20-17
12/4/11 vs. Dallas	W, 19-13
11/6/11 vs. St. Louis	W, 19-13
11/7/10 at Minnesota	L, 27-24
1/10/10 vs. Green Bay*	W, 51-45
10/12/08 vs. Dallas	W, 30-24
12/23/07 vs. Atlanta	W, 30-27
11/25/07 vs. San Francisco	L, 37-31

**2009 Wild Card matchup*

Of the nine OT games under Whisenhunt, eight have been played at home, where the Cardinals own a 7-1 record. Arizona has won seven consecutive OT games at home, including a perfect 4-0 record in 2011.

PRE-ARIZONA COACHING CAREER:

Whisenhunt came to the Cardinals with 10 years of experience as an NFL assistant coach and also played nine seasons in the league as a tight end and H-Back.

Immediately before coming to Arizona, Whisenhunt served six seasons as an assistant on Bill Cowher's staff with the Pittsburgh Steelers. After three years as tight ends coach, he spent the 2004-06 seasons as Pittsburgh's offensive coordinator and helped the team to a victory over Seattle in Super Bowl XL.

In his first year as coordinator, the Steelers rushing attack improved from 31st to 2nd and the overall offense ranked 16th behind rookie QB Ben Roethlisberger. His second year ended with an NFL title after the Steelers offense averaged 26.8 points per game in the playoffs. Pittsburgh's 2006 offense ranked 7th overall (9th passing and 10th rushing).

Whisenhunt took over as Pittsburgh's offensive coordinator in 2004 when Mike Mularkey became head coach of the Bills. That was the same year the team drafted Roethlisberger and the rookie QB went on to set an NFL record with wins in his first 13 career starts en route to Offensive Rookie of the Year honors. The next season he became the youngest QB in NFL history to win a Super Bowl and finished third in the league in passer rating (98.6).

Whisenhunt joined the Steelers in January of 2001 as tight ends coach when Mularkey was elevated from that position to offensive coordinator. He previously coached at the pro level with the New York Jets (tight ends, 2000), Cleveland Browns (special teams, 1999) and Baltimore Ravens (tight ends, 1997-98). He began his coaching career in the collegiate ranks with Vanderbilt for two seasons (1995-96)

PLAYING CAREER:

Whisenhunt was drafted in the 12th round of the 1985 NFL Draft by Atlanta out of Georgia Tech. He went on to play nine NFL seasons with the Falcons (1985-88), Redskins (1989-90), and Jets (1991-93).

In 74 career games (37 starts), he caught 62 passes for 601 yards and six touchdowns.

After going to Georgia Tech as a walk-on, he finished his college playing career ranked second on the Yellow Jackets' receiving yardage list (1,264 yards) and fourth in career receptions (82). He was a consensus All-ACC and honorable mention All-America selection as a senior in 1984 when he averaged 19.1 yards-per-catch.

PERSONAL:

Born in Atlanta, GA, Whisenhunt was raised in Augusta and is a graduate of Richmond Academy. He earned a degree in Civil Engineering from Georgia Tech. Ken and his wife, Alice, have two children – son, Kenneth, Jr. and daughter, Mary Ashley.

UNDER WHISENHUNT

Overall Record	40-40
At Home	26-14
On the Road	14-26
Indoors	22-15
Outdoors	18-25
NFC West record	18-12
When scored first	21-13
When Opp. scores First	19-27
Out-rush opponent	22-5
Cardinals have 100-yard rusher	10-2
Scoring 20 Points or More	37-15
Yielding 20 Points or Less	26-7
Led at halftime	23-6
Trailed at halftime	13-33
Led after 3rd quarter	25-5
Overtime games	6-2
Won the coin toss	23-17
September	8-9
October	7-10
November	11-11
December	13-8
January	1-2

KEN WHISENHUNT COACHING BREAKDOWN

Year	School/Team	Position
1995-96	Vanderbilt	Special Teams/Tight Ends
1997-98	Baltimore Ravens	Tight Ends
1999	Cleveland Browns	Special Teams
2000	New York Jets	Tight Ends
2001-03	Pittsburgh Steelers	Tight Ends
2004–06	Pittsburgh Steelers	Offensive Coordinator
2007–	**ARIZONA CARDINALS**	**HEAD COACH**

PLAYING CAREER

Year	Team	Position
1980-84	Georgia Tech	Quarterback/Tight End
1985-88	Atlanta Falcons	Tight End/H-Back
1989-90	Washington Redskins	Tight End/H-Back
1991-93	New York Jets	Tight End/H-Back

RUSS GRIMM

PRO FOOTBALL HALL OF FAME: 2010 INDUCTEE

ASSISTANT HEAD COACH/OFFENSIVE LINE

COLLEGE	DOB
Pittsburgh	May 2, 1959
HOMETOWN	**YEARS NFL / CARDINALS**
Scottdale, PA	32 / 6

NOTE CARDS

- Joined the Cardinals on 1/23/07 when he became the team's assistant head coach/offensive line.
- Selected to the seven-member Class of 2010 for the Pro Football Hall of Fame on 2/6/10. Was among the 15 finalists for the Hall of Fame in 2010 after being a finalist the previous four years (2006-09).
- In 2008, his five offensive linemen started all 20 games during the season including Super Bowl XLIII.
- In 2007, Arizona's offensive line ranked sixth in the NFL by allowing only 24 sacks, the lowest total for the team since 1978 (22).
- Spent 20 seasons with the Washington Redskins, the first 11 as an all-pro lineman (1981-91) and then as an assistant coach for nine seasons (1992-2000).
- In his career, his teams have earned four Super Bowl victories. Three as a player (XVII, XXII and XXVI) and one as a coach (XL).
- Earned four consecutive Pro Bowl selections (1983-86) and was a first-team selection to the NFL's 1980's all-decade team.

Hall of Fame guard Russ Grimm begins his sixth season with the Cardinals as the assistant head coach/offensive line after joining the team on 1/23/07. Grimm spent his first two seasons as assistant head coach/offensive line and was given the additional title of run game coordinator from 2009-10. Previously with the Pittsburgh Steelers in the same capacity, Grimm is beginning his 21st season as an NFL assistant after playing 11 years at guard for the Washington Redskins. He was inducted into the Pro Football Hall of Fame in August of 2010 after having been a finalist the previous four years (2006-09).

Grimm spent six seasons with the Steelers coaching with Cardinals head coach Ken Whisenhunt before coming to Arizona. He joined the Steelers staff in 2001 as only the second offensive line coach in Bill Cowher's tenure and made an instant impact in developing Pittsburgh's offensive line. Grimm's value to the coaching staff was recognized by Cowher, who promoted Grimm to assistant head coach prior to the 2004 season, the only coach to hold that title under Cowher.

Last season, Grimm's unit helped lead the way for running back Beanie Wells, who rushed for career highs with 245 carries for 1,047 yards and 10 TD's, becoming the first player in team history to rush for 1,000 yards and 10 TD's in the same season. Wells also set the franchise single-game rushing record with 228 yards against St. Louis. In 2009, the Cardinals finished with 16 rushing touchdowns, the highest team total since recording 18 in 1998. Wells rushed for 793 yards, the second most in the NFL among rookies and his seven touchdowns in 2009 were tied (Denver-Knowshon Moreno) for tops among rookie running backs. In 2008, Grimm's five offensive linemen started all 20 games during the regular season and postseason including Super Bowl XLIII. The offense finished with a top five ranking (4th overall) for the second consecutive season and rookie running back Tim Hightower set a franchise rookie mark with 10 rushing touchdowns.

Grimm made an immediate impact in his first season with Arizona in 2007. His offensive line allowed only 24 sacks, sixth best in the NFL and the fewest given up by the Cardinals since 1978 (22). Grimm's offensive line also paved the way for running back Edgerrin James to rush for 1,222 yards, the fifth best total in team history.

The 2006 Steelers offensive line helped pave the way for running back Willie Parker to gain 1,494 yards and 13 touchdowns on 337 carries (4.4 yard avg.) and earn his first Pro Bowl selection. Pittsburgh's offense finished the 2006 season with the 10th best rushing attack in the NFL, helping to give the Steelers the seventh ranked total offense in the league. Parker finished the season with the second and third top rushing performances of the year in the NFL with 223 rushing yards (32 att., TD) against Cleveland (12/7) and 213 yards (22 att., 2 TDs) vs. New Orleans (11/12).

Under Grimm's guidance in 2005, the Super Bowl champion Steelers averaged nearly 140 yards rushing per game during the regular season to rank

fifth in the NFL while also grinding out 181 rushing yards in their Super Bowl XL victory over the Seattle Seahawks. While in Pittsburgh, Grimm molded a formidable and tough offensive front anchored by All-Pro guard Alan Faneca, a six-time Pro Bowler, and center Jeff Hartings, who made his second Pro Bowl appearance in 2006 and developed into one of the best centers in the NFL in just six seasons.

A native of Scottdale, PA, Grimm began his NFL coaching career as Washington's tight ends coach (1992-96) before moving to coach the Redskins offensive line for four seasons (1997-2000). He is credited with the development of Washington tackles Jon Jansen and five-time Pro Bowler Chris Samuels, who each earned starting spots as rookies on the Redskins offensive line.

Grimm started 11 seasons at guard for the Redskins (1981-91) and helped lead the team to four Super Bowl appearances and three victories. He was voted to four consecutive Pro Bowls (1983-86), was a first-team selection to the 1980s all-decade team, and an original member of Washington's renowned "Hogs" offensive line. During his playing days with the Redskins, Grimm was a teammate of Whisenhunt (1989-90).

He was among the 17 finalists for induction into the Pro Football Hall of Fame for three consecutive years (2007-09) and among the 10 finalists in 2006.

An All-American center at Pitt who helped his team to a 22-2 record over his junior and senior seasons, Grimm was selected by the Redskins in the third round (69th overall) of the 1981 NFL Draft. His younger brother, Donn, was a starting linebacker on Notre Dame's 1988 national championship team and signed with the Cardinals as a rookie free agent in 1991.

Grimm punted, played quarterback and linebacker at Southmoreland High School while earning nine varsity letters and starring on the basketball team. He was inducted into the Western Pennsylvania Sports Hall of Fame. He has four children, Chad, an offensive assistant with the Cardinals, Cody, who was drafted by the Buccaneers in the seventh round of the 2010 NFL Draft and fraternal twins Devin and Dylan.

RUSS GRIMM COACHING BREAKDOWN

Year	School/Team	Position
1992–1996	Washington Redskins	Tight Ends
1997–2000	Washington Redskins	Offensive Line
2001–03	Pittsburgh Steelers	Offensive Line
2004–06	Pittsburgh Steelers	Assistant Head Coach/Offensive Line
2007–	**ARIZONA CARDINALS**	**ASSISTANT HEAD COACH/RUN GAME COORDINATOR/OFFENSIVE LINE**

NFL PLAYING CAREER

Year	Team	Position
1981-91	Washington Redskins	Guard

RAY HORTON

DEFENSIVE COORDINATOR

COLLEGE	DOB
Washington	April 12, 1960
HOMETOWN	**YEARS NFL | CARDINALS**
Tacoma, WA	29 | 2

NOTE CARDS

- Hired as defensive coordinator on 2/9/11 after working seven seasons with the Pittsburgh Steelers (2004-10).
- 18-year NFL assistant who has also coached with the Detroit Lions, Cincinnati Bengals and Washington Redskins during his career.
- Helped Pittsburgh's defense rank in the top 10 in the NFL in total defense seven consecutive seasons (2004-10), including finishing in the top five six times and as the league leader on three different occasions.
- Part of Pittsburgh staffs that made three Super Bowl trips in six seasons (2005-10), including Super Bowl XLV. Owns two Super Bowl rings as a coach (Super Bowl XL, Super Bowl XLIII) and one more as a player (Super Bowl XXVII).
- Helped tutor 2010 AP Defensive Player of the Year and perennial All-Pro safety Troy Polamalu, who was selected to six consecutive Pro Bowls under his guidance.
- Played defensive back in the NFL for 10 seasons with the Cincinnati Bengals (1983-88) and Dallas Cowboys (1989-92).

Ray Horton enters his second season with the Cardinals as defensive coordinator after being hired on 2/9/11. Beginning his 19th year as an NFL assistant, Horton came to Arizona after spending seven seasons with the Pittsburgh Steelers, including the last four years as the team's defensive backs coach.

In Horton's first season with the Cardinals, his defense made great strides throughout the season, especially in the second half of the year. In addition to helping to only allow 34 total TDs on the season (fewest since 1994) and having the top defense in the NFL on third down (31.4%) in 2011, the Cardinals defense over the final nine games had the top redzone defense (27.6%) and ranked third in the NFL in TDs allowed (12) and sacks (26). The unit featured Pro Bowler SS Adrian Wilson and was led by DE Calais Campbell (eight sacks) and young defenders LB Daryl Washington (111 tackles), LB Sam Acho (seven sacks) and CB Patrick Peterson (two INTs, 13 passes defensed).

Horton began his Steelers coaching tenure in 2004 as an assistant defensive backs coach and was promoted to defensive backs coach in 2007 after Mike Tomlin was hired. During his time in Pittsburgh, Horton served on staffs that made three Super Bowl trips over a six-year span (Super Bowl XL, Super Bowl XLIII, and Super Bowl XLV).

Following Horton's arrival in Pittsburgh in 2004, the Steelers ranked in the top 10 in the NFL in total defense each season, including finishing in the top five six times and as the league leader on three different occasions (2004, '07-08). He was instrumental in the development of 2010 AP Defensive Player of the Year and perennial All-Pro safety Troy Polamalu, who was selected to six consecutive Pro Bowls (2005-10) under Horton and also was named a first-team All-Pro three different times (2005, 2008, 2010). Horton also helped develop cornerback Ike Taylor into a Pro Bowl quality player, as he had two interceptions to go along with 72 tackles and 11 passes defensed in 2010 as the team's number one cornerback.

During his tenure in Pittsburgh, Horton coached under legendary defensive coordinator and Hall of Famer Dick LeBeau. His connection with LeBeau took him back to when he entered the league as a player in 1983, as the Cincinnati Bengals and LeBeau drafted him out of the University of Washington. Horton played under LeBeau in Cincinnati for six seasons and also coached with LeB-

eau on the Bengals staff for five seasons before later reuniting with him with the Steelers in 2004.

Following a 10-year NFL career as a defensive back, Horton began his coaching career as a defensive assistant with the Washington Redskins in 1994. He was promoted to assistant defensive backs coach in 1995 where he coached for two seasons and worked with Hall of Famer Darrell Green. He was then hired to coach the Bengals defensive backs in 1997 where he remained for five seasons (1997-2001) until he was hired to coach the Detroit Lions secondary for two seasons (2002-03).

Horton was selected by the Bengals in the second round (53rd overall) of the 1983 NFL Draft out of Washington and spent six seasons there as a player. He signed with the Cowboys as a free agent in 1989 and spent four seasons in Dallas. He appeared in 147 career games (99 starts) and had 19 interceptions, five touchdowns, 11 fumble recoveries and five forced fumbles. He also appeared in two Super Bowls, playing in Super Bowl XXIII with Cincinnati and winning Super Bowl XXVII with Dallas in his final game as a player.

A native of Tacoma, WA, Horton earned All-America and All-Pac 10 honors at the University of Washington where he was a three-year starter (1980-82) and played in two Rose Bowls. He was an All-American at Mount Tacoma High School (Tacoma, WA). Horton has a daughter, Taylor and a son, Jarren. He and his wife, Karena, live in Phoenix.

RAY HORTON COACHING BREAKDOWN

Year	School/Team	Position
1994–96	Washington Redskins	Asst. Defensive Backs/Defensive Asst.
1997–2001	Cincinnati Bengals	Defensive Backs
2002–03	Detroit Lions	Defensive Backs
2004–10	Pittsburgh Steelers	Defensive Backs/Asst. Defensive Backs
2011–	**ARIZONA CARDINALS**	**DEFENSIVE COORDINATOR**

NFL PLAYING CAREER

Year	Team	Position
1983-88	Cincinnati Bengals	Cornerback
1989-92	Dallas Cowboys	Safety

MIKE MILLER

OFFENSIVE COORDINATOR

COLLEGE	DOB
Clarion (PA) University	April 9, 1970
HOMETOWN	**YEARS NFL / CARDINALS**
Pittsburgh, PA	13 / 6

NOTE CARDS

- Promoted to offensive coordinator on 2/16/11 after spending the previous two seasons as the Cardinals passing game coordinator.
- Joined the Cardinals coaching staff in 2007 as an offensive assistant and was promoted to receivers coach that same season, before being promoted to passing game coordinator in 2009.
- Miller's top pupil, WR Larry Fitzgerald, has earned five consecutive Pro Bowl appearances (2007-11) and has twice led the NFC in receptions (2007-08) and receiving yards (2007-08) and also led the NFL in TD receptions in both 2008 and 2009.
- In 2008, three of Miller's players went over 1,000 receiving yards (Fitzgerald-1,431, Anquan Boldin-1,038, Steve Breaston-1,006) for the first time in team history and only the fifth time in NFL history.

Thirteen-year NFL assistant Mike Miller begins his sixth season with the Cardinals and second as offensive coordinator after being promoted on 2/16/11. He spent the previous two seasons as passing game coordinator after working his first two years (2007-08) as the team's wide receivers coach. Miller joined the Cardinals on 2/6/07 as an offensive assistant and was promoted to receivers coach on 3/21/07. He came to Arizona after splitting 2006 between the Berlin Thunder (quarterbacks/receivers) of NFL Europe in the spring and Robert Morris University (defensive line) in the fall. The Cardinals are the third

NFL franchise Miller has worked for as an assistant after previous jobs with the Buffalo Bills and Pittsburgh Steelers.

Last year, wide receiver Larry Fitzgerald earned his fifth consecutive Pro Bowl selection (2007-11) while becoming the franchise leader in career receiving yards (9,615), receiving TD's (73), 100-yard games (32) and career TD's (73) after setting the team record for all-time receptions in 2010. He had 80 receptions for 1,411 yards and eight TD's last season, becoming the fourth player (Jerry Rice, Randy Moss, Marvin Harrison) in NFL history to record at least 1,400 receiving yards four times in their career. He also had his team record sixth 1,000-yard receiving season, becoming one of just eight players in NFL history to reach 1,000 receiving yards at least six times in their first eight NFL seasons.

In Miller's two seasons as passing game coordinator, Fitzgerald was selected to consecutive Pro Bowl appearances and went over 1,000 receiving yards each season. In 2010, Fitzgerald had 90 catches for 1,137 yards and became the first player in NFL history to record 90+ receptions five times in their first seven seasons while also becoming one of just five NFL players in league history to record 90+ receptions in at least four consecutive seasons. In 2009, Miller helped guide quarterback Kurt Warner to 3,753 passing yards and 26 touchdown passes. Fitzgerald and Anquan Boldin both eclipsed 1,000 receiving yards as Fitzgerald also tied for the league lead with 13 TD receptions, becoming the first player in franchise history to record 10+ touchdown receptions in three consecutive seasons (2007-09).

During his two seasons as wide receivers coach (2007-08), Boldin (160 receptions for 1,891 yards and 20 TDs) and Fitzgerald (196 receptions for 2,840 yards and 22 TDs) combined for 356 receptions and 4,731 yards to go along with 42 touchdowns. The duo also combined for three Pro Bowl appearances (Fitzgerald 2007-08, Boldin 2008). Fitzgerald led the NFC for two consecutive seasons in both receptions and receiving yards (96 receptions for 1,431 yards in 2008, 100 receptions for 1,409 yards in 2007) while also leading the NFL with 12 touchdowns in 2008. Even though Boldin missed four games due to various injuries in 2008, he still caught 89 passes for 1,038 yards and a career-high 11 touchdowns. Receiver Steve Breaston had career-highs with 77 receptions for 1,006 yards, giving the Cardinals three 1,000-yard receivers for the first time in team history and only the fifth time in NFL history. Arizona finished the season with NFL rankings of fourth in total offense and second in passing offense as quarterback Kurt Warner threw a franchise record 30 touchdown passes. In both of Miller's first two seasons with the Cardinals, the passing offense finished with a top five ranking in the NFL (5th in 2007).

Miller joined the Thunder in the spring of 2006 from the Buffalo Bills where he was quality control/tight ends coach in 2004 and tight ends coach in 2005. He previously served as an offensive assistant for five years with current Cardinals Head Coach Ken Whisenhunt and assistant head coach/offensive line Russ Grimm with the Pittsburgh Steelers (1999-2003).

The Pittsburgh, PA native got his start in coaching as a graduate assistant coaching running backs at Robert Morris University (PA) for two seasons (1997-1998). He also worked as a public relations and operations intern with the Pittsburgh Steelers (1994-95) and Indianapolis Colts (1996).

After attending Plum (PA) Senior High School, Miller received his bachelor's degree in Communications from Clarion University (PA) and his Masters in Education from Robert Morris.

MIKE MILLER COACHING BREAKDOWN

Year	School/Team	Position
1997-98	Robert Morris	Graduate Assistant/Running Backs
1999-03	Pittsburgh Steelers	Offensive Quality Control
2004-05	Buffalo Bills	Tight Ends/Offensive Quality Control
2006	Berlin Thunder	Quarterbacks/Receivers
2006	Robert Morris	Defensive Line
2007-	**ARIZONA CARDINALS**	**OFFENSIVE COORDINATOR/ PASSING GAME COORDINATOR/WIDE RECEIVERS**



RON AIKEN

DEFENSIVE LINE

COLLEGE	DOB
North Carolina A&T	August 18, 1955
HOMETOWN	**YEARS NFL / CARDINALS**
Moncks Corner, SC	6 / 6

Veteran assistant coach Ron Aiken enters his sixth season with the Cardinals after being hired to coach the defensive line on 2/14/07. Aiken joined the Cardinals after spending the previous eight seasons at the University of Iowa coaching the same position.

During his tenure with the Cardinals, Aiken has helped tutor defensive tackle Darnell Dockett to three Pro Bowl selections (2007, 2009-10). Dockett led all NFL defensive tackles with seven sacks in 2009 after previously leading the Cardinals and all NFL interior defensive linemen with nine sacks in 2007, tying the franchise record for sacks in a season by a defensive tackle (Mark Smith). Aiken has also helped in the development of fifth-year defensive end Calais Campbell, who has led or tied for the team lead in sacks in each of the last three seasons (eight in 2011, six in 2010 and tied for the team lead with Dockett with seven sacks in 2009).

Named the 2002 American Football Coaches Association Division I Assistant Coach of the Year with the Hawkeyes, Aiken joined Iowa's staff in 1999 and helped lead the Hawkeyes to six straight bowl appearances (2001-06). His defensive line finished the 2005 season ranking 29th nationally in rush defense (126 yards per game) and 22nd in scoring defense (20 points per game), finishing third in the Big Ten in both categories and fourth in total defense.

Future pros he coached while at Iowa include two-time Pro Bowl selection (2006-07) Aaron Kampman, defensive end Derreck Robinson, nose tackle Colin Cole, defensive end Matt Roth, and defensive tackle Jonathan Babineaux.

Iowa led the Big Ten in rushing defense in 2004 and the Hawkeyes were fifth nationally in rushing defense, sixth in turnover margin and 11th in total defense. Their rushing defense ranked second in the Big Ten for three straight years before leading the league in 2004. The Hawkeyes were fifth in the nation against the run (81.9) in 2002, seventh in 2003 (92.7) and fifth again in 2004 (92.5).

Prior to joining the Hawkeyes, Aiken spent the 1998 season coaching linebackers at San Diego State where all three of his linebackers earned all-conference honors. He was at the University of Texas coaching defensive tackles in 1997, worked with the defensive line at Vanderbilt from 1995-96 and was at New Mexico coaching linebackers and defensive ends from 1991-94.

Aiken was the head coach at Langston (OK) from 1986-90 where his teams led the nation (NAIA) in total defense in two of his four seasons. He was a special teams coordinator at Rensselaer Polytechnic Institute in 1985, offensive coordinator and offensive line coach at Tarkio College from 1982-84 and he coached the offensive line and special teams at Bethany College from 1980-81. Aiken began his coaching career as the offensive line coach at Boiling Springs (SC) High School and in 1979 became head coach at Greensville County (VA) High School.

A graduate of North Carolina A&T, Aiken earned all-conference honors while playing guard and center for the Aggies (1973-76) and was a team captain in 1976.

He earned his bachelor's degree in History from North Carolina A&T in 1977 and a masters degree in Secondary Education from The Citadel in 1982. He and his wife, Sheryl, have three sons, Matthew, Stephen and Joshua.

RON AIKEN COACHING BREAKDOWN

Year	School/Team	Position
1979	Greensville County H.S.	Head Coach
1980–81	Bethany College	Offensive Line/Special Teams
1982–84	Tarkio College	Offensive Coordinator/Offensive Line
1985	Rensselaer Polytechnic Institute	Special Teams Coordinator
1986–90	Langston (OK)	Head Coach
1991–94	New Mexico University	Linebackers/Defensive Ends
1995–96	Vanderbilt University	Defensive Line
1997	University of Texas	Defensive Tackles
1998	San Diego State	Linebackers
1999–2006	University of Iowa	Defensive Line
2007–	**ARIZONA CARDINALS**	**DEFENSIVE LINE**



PETE ALOSI

ASSISTANT STRENGTH AND CONDITIONING

COLLEGE	DOB
Salisbury University	July 31, 1982
HOMETOWN	**YEARS NFL | CARDINALS**
Massapequa, NY	3 | 3

Assistant strength and conditioning coach Pete Alosi begins his fifth season with the Cardinals and third as a full time coach after being promoted in June, 2010. He spent his first two seasons as a staff assistant under head strength and conditioning coach John Lott after being hired in February, 2008.

Alosi previously served offseason internships with the Cleveland Browns (2006) and New York Giants (2007) before working as a sports performance coach at Arizona State University in 2007.

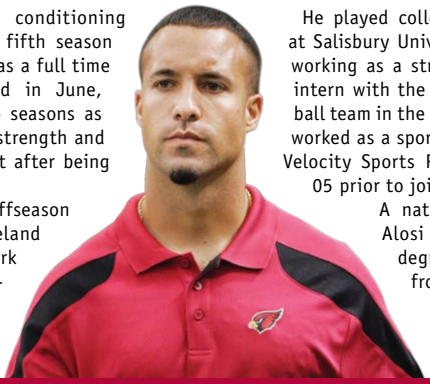

He played collegiately as a linebacker at Salisbury University (2000-02) before working as a strength and conditioning intern with the Hofstra University football team in the summer of 2003. He then worked as a sports performance coach at Velocity Sports Performance from 2004-05 prior to joining the Browns.

A native of Massapequa, NY, Alosi earned his bachelor's degree in Exercise Science from Salisbury in 2004.

PETE ALOSI COACHING BREAKDOWN

Year	School/Team	Position
2004-05	Velocity Sports Performance	Sports Performance Coach
2006	Cleveland Browns	Strength and Conditioning Intern
2007	New York Giants	Strength and Conditioning Intern
2007-08	Arizona State University	Assistant Strength and Conditioning
2010–	**ARIZONA CARDINALS**	**ASSISTANT STRENGTH AND CONDITIONING**

SIGISMONDO "LOUIE" CIOFFI

DEFENSIVE BACKS

COLLEGE	DOB
SUNY-Stony Brook	September 21, 1973
HOMETOWN	**YEARS NFL / CARDINALS**
Queens, NY	18 / 2

Sigismondo "Louie" Cioffi (CHO-fee) enters his 18th season as an NFL assistant and second with the Cardinals after being hired to coach defensive backs on 2/14/11. Cioffi joined the Cardinals last year after spending the previous 14 seasons with the Cincinnati Bengals, including the last eight as an assistant defensive backs coach.

In his first season with the Cardinals, Cioffi helped guide strong safety Adrian Wilson to his fifth Pro Bowl selection and fourth in a row after he played the entire season with a torn biceps muscle. Cioffi also helped develop first-round pick Patrick Peterson into the team's top cornerback as a rookie.

Cioffi spent his final eight seasons in Cincinnati working mostly with the Bengals safeties, including the 2009 season when Cincinnati's defense ranked fourth in the NFL in fewest yards allowed (301.4 per game), sixth in fewest passing yards allowed (203.1) and sixth in fewest average points allowed (18.2). The pass defense ranking was Cincinnati's highest since 1993.

During Cioffi's tenure with the defensive backs in Cincinnati (2003-10), the Bengals collected 150 interceptions, the fifth-highest total in the NFL during that span (Baltimore, Green Bay, New England, Chicago), and 125 of them were by defensive backs.

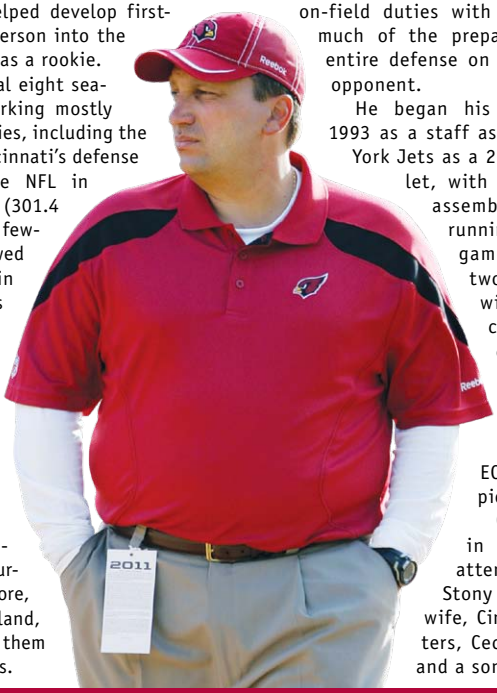

Cioffi spent his first six seasons with the Bengals as a defensive assistant after joining the staff in 1997 when he was hired by head coach Bruce Coslet. Coaching at the age of 23, Cioffi was the youngest full-time assistant coach in the NFL at that time. From 1997-2001 in Cincinnati, Cioffi worked alongside current Cardinals defensive coordinator Ray Horton and Steelers defensive coordinator Dick LeBeau.

While in Cincinnati, Cioffi became very proficient in computer work, and in addition to his on-field duties with players, he handled much of the preparation work for the entire defense on the team's upcoming opponent.

He began his coaching career in 1993 as a staff assistant with the New York Jets as a 20-year old under Coslet, with duties that included assembling playbooks and running video printers on game days. Following two seasons (1993-94) with the Jets, Cioffi coached wide receivers for two seasons (1995-96) at C.W. Post University in Brookville, NY. The 1996 team won the ECAC Division II Championship.

Cioffi was born in Queens, N.Y. and attended college at SUNY-Stony Brook. Cioffi and his wife, Cindy, have two daughters, Cecilia Elle and Corrine, and a son, Sigismondo Connor.

LOUIE CIOFFI COACHING BREAKDOWN

Year	School/Team	Position
1993–94	New York Jets	Staff Assistant
1995–96	C.W. Post University	Wide Receivers
1997–2010	Cincinnati Bengals	Asst. Defensive Backs/Defensive Asst.
2011–	**ARIZONA CARDINALS**	**DEFENSIVE BACKS**

CHAD GRIMM

OFFENSIVE QUALITY CONTROL

COLLEGE	DOB
Virginia Tech	May 18, 1985
HOMETOWN	**YEARS NFL / CARDINALS**
Fairfax, VA	4 / 4

Chad Grimm enters his fourth season with the Cardinals as an offensive quality control coach after joining the team on 3/2/09.

Born in Fairfax, VA, Grimm played four seasons (2003-06) at Virginia Tech as a backup linebacker and special teams performer where he appeared in 16 career games. After playing in eight games as a freshman on special teams, Grimm appeared in one as a sophomore, four as a junior and three as a senior.

Grimm lettered for three seasons as an outside linebacker and long snapper at Oakton High School (Vienna, VA). He collected over 100 tackles and 5.5 sacks during his senior season including notching 10 tackles, a sack, and a blocked punt that was returned for a touchdown in the regional championship game. He was also an all-district player and state champion in lacrosse at Oakton.

Grimm's father, Russ, is an assistant coach with the Cardinals and Hall of Fame offensive lineman who played 11 seasons with the Washington Redskins (1981-91). His brother Cody is a safety for the Tampa Bay Buccaneers and was selected in the seventh round of the 2010 NFL Draft.

He graduated from Virginia Tech with a bachelor's degree in Apparel, Housing and Resource Management in 2008.

CHAD GRIMM COACHING BREAKDOWN

Year	School/Team	Position
2009–	ARIZONA CARDINALS	OFFENSIVE QUALITY CONTROL

FREDDIE KITCHENS

TIGHT ENDS

COLLEGE	DOB
Alabama	November 29, 1974
HOMETOWN	**YEARS NFL / CARDINALS**
Gadsden, AL	7 / 6

Tight ends coach Freddie Kitchens enters his sixth season on the Cardinals coaching staff and seventh in the NFL after he was hired by Arizona on 2/6/07. He began his NFL coaching career in 2006 with the Dallas Cowboys after seven years of collegiate coaching experience following a successful stint as a quarterback at the University of Alabama. In 10 years as a player and coach at the college level, Kitchens was a part of teams that captured three conference titles and played in seven bowl games.

In 2011, Kitchens oversaw a stable of tight ends that featured free agent additions Todd Heap and Jeff King, as well as third-round draft pick Rob Housler and second-year player Jim Dray. Kitchens' tight end group contributed 65 receptions for 712 yards and four touchdowns last season, with King tying a career high with three touchdown receptions. In 2007, Kitchens tight end trio of Leonard Pope, Ben Patrick, and Troy Bienemann helped the Cardinals finish with the fifth best passing offense in the NFL as well as helping to

record 32 passing touchdowns, a franchise record. As a group, the eight touchdowns caught by the tight ends were the most by the Cardinals since 1988 and the trio also recorded six red zone touchdowns, helping the Cardinals to the second-best red zone scoring offense in the NFL (94.0%).

With Dallas in 2006, Kitchens helped tutor Pro Bowl tight end Jason Witten to his third consecutive trip to Hawaii. Witten finished the season with 64 receptions for 754 yards (11.8 yard avg.) and one touchdown while starting in all 16 games.

Kitchens came to Dallas after a two-year stint at Mississippi State University where he coached running backs (2005) and tight ends (2004). In 2005, he guided Jerious Norwood, a 2006 third-round NFL Draft choice of the Atlanta Falcons, to a 1,180-yard season, becoming just the second runner to post back-to-back 1,000-yard rushing seasons in school history. Norwood finished his Bulldogs career with a school-record 3,222 career rushing yards. In his first season on the Bulldogs staff in 2004, Kitchens helped implement the West Coast offense that gained tight end Eric Butler All-SEC freshman recognition while setting a Mississippi State single-season record with four touchdown receptions from his tight end position.

He served as the running backs coach at the University of North Texas from 2001-03 and contributed to Mean Green clubs that won three straight Sun Belt Conference titles. In 2003, running back Patrick Cobbs rushed for 1,680 yards and scored 19 touchdowns, earning the Sun Belt Conference Offensive Player of the Year award while also leading the nation with a 152.7 yards per game average. During his previous two seasons, Kitchens developed Kevin Galbreath into the first back in school history to rush for back-to-back 1,000-yard seasons. The 2,372 yards gained on the ground in 2002 were the most at North Texas since 1959.

Kitchens joined the North Texas staff after one season as a graduate assistant at LSU (2000) where he served on Nick Saban's first Tiger staff, managing the offensive scout team and helping with special teams. That team went 9-4, including a 28-14 win over Georgia Tech in the Peach Bowl. After a one-year stint playing professionally in Italy in the spring of 1999, he began his coaching career as an assistant at Glenville State College that fall, coaching both running backs and tight ends.

A three-year starter at quarterback for the University of Alabama (1995-97), Kitchens finished his playing career with 4,668 yards and 30 touchdown passes for the Crimson Tide. Upon his departure, he ranked third in Alabama history in career attempts, fourth in career passing yards and fifth in career completions. Alabama went 22-13 during those three seasons and went to the 1993 Gator Bowl, 1994 Citrus Bowl, and the 1996 Outback Bowl.

A native of Gadsden, AL, Kitchens earned high school All-America honors and was named Mr. Football in the state of Alabama his senior season. He and his wife, Ginger, have two daughters: Bennett and Camden.

FREDDIE KITCHENS COACHING BREAKDOWN

Year	School/Team	Position
1999	Glenville State	Offensive Assistant
2000	Louisiana State University	Graduate Assistant
2001–03	University of North Texas	Running Backs
2004	Mississippi State	Tight Ends
2005	Mississippi State	Running Backs
2006	Dallas Cowboys	Tight Ends
2007–	**ARIZONA CARDINALS**	**TIGHT ENDS**

JOHN LOTT

STRENGTH AND CONDITIONING

COLLEGE	DOB
North Texas	May 9, 1964
HOMETOWN	**YEARS NFL | CARDINALS**
Denton, TX	17 | 6

John Lott, a 16-year NFL assistant, enters his sixth season as the Cardinals strength and conditioning coach after being hired on 1/19/07. Previously with the Cleveland Browns (2005-06) prior to joining Arizona, Lott also served in the same capacity with the New York Jets for eight years (1997-2004) where he worked with current Cardinals head coach Ken Whisenhunt in 2000.

A native of Denton, TX, Lott has earned a reputation as one of the NFL's most demanding strength and conditioning coaches, consistently challenging the players with off-the-field preparation both during the season and off-season. A fixture at the NFL scouting combine each year in Indianapolis, Lott was recognized in February of 2009 at the combine as the Cybex Professional Strength and Conditioning Coach of the Year by the Professional Football Strength and Conditioning Coaches Society. He was also honored as the 2001 Powermag All-NFL Team Top Strength Coach by Power Magazine.

During his first season in Arizona, Lott was responsible for overseeing the redesign of the team's weight room. The weight room was completely made over during a six-week span at the cost of several hundred thousand dollars to update equipment and the overall look.

Lott's programs stress Olympic movements, as well as strength and speed development, and he has also devised strict individual in-season programs to help the players increase their overall stamina and endurance.

He originally joined the Jets in 1997 after serving as the head strength and conditioning coach at the University of Houston for six years (1991-96) where he supervised the strength and conditioning program for all 14 varsity sports with a primary focus on football, men's basketball, men's and women's track and field and the nationally ranked men's golf team. During his tenure at Houston, Lott designed and oversaw the construction of a state-of-the-art 17,000-square foot weight room (the largest in the country at the time of its completion).

Prior to his work at Houston, Lott served two years (1989-90) in the same capacity at his alma mater, the University of North Texas, overseeing all 11 varsity sports programs as the school's first strength coach. Lott has a strong track background, having worked as the strength and conditioning coach of the Santa Monica Track Club and trained Olympic gold medalists Carl Lewis, Leroy Burrell, and Mike Marsh. Lott also worked with the 1992 and 1996 Indonesian National track teams, as well as with select members of the Japanese National track team in preparation for the Olympics in 1992 and 1996. Overall, the athletes he tutored garnered six world records and 12 Olympic medals.

He played for the Pittsburgh Steelers in 1987 under head coach Chuck Noll and went to training camp with the New York Jets in 1988. Lott was a standout offensive lineman at North Texas where he earned four varsity letters and was named All-Conference twice and All-America his senior year. He was twice voted "Most Dedicated" and was twice voted a team captain by his teammates and graduated as the strongest man in school history.

Lott earned his bachelor's degree in Corporate Fitness in 1988 with minors in Biology and Kinesiology and later earned his master's degree in Physical Education from Crescent City Christian College in 1990. He served as assistant strength and conditioning coach at the University of Texas in 1988. He also appeared in a minor role in the film Necessary Roughness, which was shot on the North Texas campus. Lott and his wife Kim have a son, Jasper Ryan, and a daughter, Kaitlyn Grace.

JOHN LOTT COACHING BREAKDOWN

Year	School/Team	Position
1988	University of Texas	Assistant Strength and Conditioning
1989-90	University of North Texas	Strength and Conditioning
1991–96	University of Houston	Strength and Conditioning
1997–2004	New York Jets	Strength and Conditioning
2005–06	Cleveland Browns	Strength and Conditioning
2007–	**ARIZONA CARDINALS**	**STRENGTH AND CONDITIONING**

NFL PLAYING CAREER

Year	Team	Position
1987	Pittsburgh Steelers	Center/Guard

JOHN McNULTY

QUARTERBACKS

COLLEGE	DOB
Penn State	May 29, 1968
HOMETOWN	**YEARS NFL / CARDINALS**
Scranton, PA	10 / 4

Veteran NFL assistant John McNulty begins his fourth season with the Cardinals and first as quarterbacks coach after being named to the position on 2/8/12. He previously served as Arizona's wide receivers coach for three seasons after being hired on 2/18/09. McNulty came to Arizona after working five seasons at Rutgers, coaching the last three seasons as offensive coordinator/quarterbacks after originally joining the staff as the wide receivers coach in 2004. McNulty has previously worked in the NFL with the Jacksonville Jaguars (1998-2002) and Dallas Cowboys (2003).

While coaching receivers, McNulty's top pupil, Larry Fitzgerald, had another standout season in 2011 as he earned his sixth Pro Bowl selection (fifth consecutive) while also becoming the franchise leader in career receiving yards (9.615) receiving TDs (73), 100-yard games (32) and career TDs (73). He had 80 receptions for 1,411 yards and eight TDs, averaging a career-best 17.6 yards per reception. With his 1,411 yards, he became just the fourth player (Randy Moss, Marvin Harrison, Jerry Rice) in NFL history with at least 1,400 receiving yards four times in their career. He also had his team record sixth 1,000-yard receiving season.

In 2010, Fitzgerald had 90 receptions for 1,137 yards and was selected to his fifth Pro Bowl. He became the franchise all-time receptions leader and also became the first player in NFL history to record 90+ receptions five times in their first seven seasons. Under McNulty's guidance, Fitzgerald also had an NFL-high 13 receiving touchdowns in 2009 and became the first player in Cardinals history with three straight seasons of 10+ touchdown receptions (2007-09).

McNulty began his tenure at Rutgers in 2004 as the wide receivers coach before taking on the duties of assistant offensive coordinator/quarterbacks coach in 2006. That same season, McNulty took over the play calling duties and the Scarlet Knights finished the season ranked 12th in the country with an 11-2 record. The following season, McNulty was promoted to offensive coordinator/quarterbacks and Rutgers set school records for total offense (5,841 yards), points scored (421) and first downs (295). They also became the first team in NCAA history to have a 3,000-yard passer (Mike Teel-3,147 yards), a 2,000-yard rusher (Ray Rice-2,069 yards), and two 1,000-yard receivers (Kenny Britt-1,232, Tiquan Underwood-1,100 yards). During McNulty's five seasons at Rutgers, the Scarlet Knights posted a record of 38-24 and won three consecutive bowl games while he was in charge of play calling.

Prior to joining Rutgers, McNulty spent six seasons in the NFL, the first five in Jacksonville as an offensive quality control coach (1998-2000) and wide receivers coach (2000-02). In Jacksonville, McNulty worked with one of the NFL's top receiving tandems in Jimmy Smith

and Keenan McCardell. During the 2000-01 seasons, the pair combined for 390 receptions and 4,903 yards, while Smith earned All-Pro honors both years. In 2002, Smith had 80 receptions for 1,027 yards, his seventh consecutive 1,000-yard receiving season. McNulty helped Jacksonville to playoff appearances in 1998 (11-5 record) and in 1999 (14-2 record).

McNulty then spent the 2003 season with the Dallas Cowboys as the wide receivers coach as the Cowboys went 10-6 and earned a playoff berth.

Before making the jump to the NFL, McNulty spent three seasons (1995-97) at Connecticut working with wide receivers and special teams. At UConn, McNulty helped wide receiver Carl Bond earn Division I-AA All-America honors in 1997.

McNulty was a safety at Penn State (1988-90) and was a member of two Nittany Lion bowl teams. He began his coaching career as a graduate assistant with the wide receivers at the University of Michigan in 1991. Michigan won two Big Ten titles and appeared in four bowl games including two Rose Bowl appearances during his time in Ann Arbor. In 1994, McNulty worked with standout wide receivers and future NFL players Amani Toomer and Mercury Hayes.

After attending Abington Heights High School (Clarks Summit, PA), McNulty received his bachelor's degree in Business Management from Penn State in 1990. McNulty and his wife, Kim, have four daughters: Abigail, Allison, Megan, and Kaitlyn.

JOHN McNULTY COACHING BREAKDOWN

Year	School/Team	Position
1991-94	University of Michigan	Graduate Assistant/Wide Receivers
1995-97	University of Connecticut	Wide Receivers
1998-2002	Jacksonville Jaguars	Offensive Quality Control/Wide Receivers
2003	Dallas Cowboys	Wide Receivers
2004-08	Rutgers University	Off. Coordinator/Quarterbacks/ Wide Receivers
2009-	**ARIZONA CARDINALS**	**QUARTERBACKS/WIDE RECEIVERS**

MATT RAICH

LINEBACKERS

COLLEGE	DOB
Westminster	August 16, 1970
HOMETOWN	**YEARS NFL / CARDINALS**
Monaca, PA	9 / 6

Matt Raich enters his sixth season with the Cardinals and fourth as linebackers coach after being promoted on 2/18/09. He joined the Cardinals on 2/6/07 and served his first two seasons as a defensive assistant, helping with the linebackers prior to his promotion. Previously an offensive assistant under current Cardinals head coach Ken Whisenhunt with the Pittsburgh Steelers for three seasons (2004-06), Raich switched to the defensive side of the ball with the Cardinals, helping to coach the position he played in college.

Last year, two of Raich's pupils went over 100 tackles for the season. Daryl Washington led the team with 111 stops, and added career highs with five sacks, 16 tackles for loss, and two interceptions, while Paris Lenon had his second straight season with over 100 tackles as he collected 103 in 2011 after having 127 tackles in 2010. Over the past two seasons, Raich has also been instrumental in the development of young outside linebackers Sam Acho (seven sacks as a rookie in 2011) and O'Brien Schofield (4.5 sacks in 2011 in his second season).

Raich joined the Steelers coaching staff prior to the 2004 season after spending two years as an intern in the Pittsburgh player personnel department.

Prior to joining the Steelers scouting department in 2002, Raich served three seasons as an assistant coach and recruiting coordinator at Robert Morris (2000-02). He also held assistant coaching positions at Glenville State (1999), Robert Morris (1996-98) and Westminster (1993-94). In addition, he served as the defensive coordinator for the Hildesheim Invaders Football Club in the German Federal League in the spring of 1999.

A Monaca, PA native, Raich was a standout middle linebacker at Westminster College (PA) from 1989-1992 and a member of the Titans 1989 NAIA National Championship team. He was a three-time NAIA All-American and ended his career as the school's all-time leading tackler. Raich graduated from Westminster in 1994 with a bachelor's in Education and was inducted into the Titans Sports Hall of Fame in 2002.

He and his wife, Amanda, reside in Ahwatukee.

MATT RAICH COACHING BREAKDOWN

Year	School/Team	Position
1993-94	Westminster	Linebackers
1996-98	Robert Morris	Special Teams Coordinator/Linebackers
1999	Hildesheim Invaders (Germany)	Defensive Coordinator
1999	Glenville State	Linebackers
2000–02	Robert Morris	Linebackers/Recruiting Coordinator
2004–06	Pittsburgh Steelers	Offensive Assistant
2007–	**ARIZONA CARDINALS**	**LINEBACKERS/DEFENSIVE ASSISTANT**



FRANK REICH

WIDE RECEIVERS

COLLEGE	DOB
Maryland	December 4, 1961
HOMETOWN	**YEARS NFL / CARDINALS**
Freeport, NY	21 / 1

Veteran NFL quarterback Frank Reich (Rike) enters his first season with the Cardinals after being named wide receivers coach on 2/8/12. He is in his fifth season as an NFL assistant coach after spending the previous four seasons with the Indianapolis Colts. He served as the Colts wide receivers coach in 2011 after working with the team's quarterbacks in 2009-10 and as an offensive staff assistant in 2008. He was a coaching intern with Indianapolis from 2006-07.

Last year, the Colts featured a pair of receivers in Reggie Wayne (960 yards) and Pierre Garcon (947 yards) who both went over 900 yards receiving despite All-Pro quarterback Peyton Manning missing the entire season. Reich previously coached Manning for two seasons, including in 2010 where he set team single season records for completions (450), attempts (679) and yards (4,700), while his completion total also set the NFL season record. Manning was selected to his 11th Pro Bowl in 2010, surpassing Johnny Unitas for the most by a Colts QB and tying Brett Favre for the most ever by an NFL QB.

In 2010, the Colts top ranked passing offense produced a franchise-record 13th consecutive season with 5,000+ net yards, and Manning extended his own NFL records with his 13th consecutive 25+ TD (33) season and an 11th 4,000+ yardage season. Manning finished the season with his 11th double-digit victory season, the most by an NFL QB in the Super Bowl era, and ranked 3rd in NFL history in touchdown passes.

As part of the NFL's second-ranked passing attack in 2009, Reich helped Manning achieve a 99.9 passer rating and a franchise record 68.8 completion percentage (393 of 571). He won an unprecedented fourth Associated Press Most Valuable Player Award (2003-04, 08-09), along with a 10th Pro Bowl bid. Manning also became the 4th NFL QB with 50,000 career yards. The Colts had seven fourth-quarter comeback wins, the most by any team since the 1970 NFL Merger, including a league-record five consecutive fourth-quarter comeback wins.

Reich played quarterback in the NFL for 14 years after he was drafted in the third-round (57th overall) of the 1985 NFL Draft by the Buffalo Bills out of the University of Maryland. He played in Buffalo from 1985-94 before signing with Carolina in 1995. Reich spent 1996 with the New York Jets and concluded his playing career with the Detroit Lions from 1997-98.

During his playing career, Reich engineered two of the greatest comebacks in football history. He first led the University of Maryland back from a 31-0 deficit in 1984 to a 42-40 victory over Miami. At the time, it was the greatest comeback in college football history. Then, in a 1992 AFC Wild Card Playoff game, starting for injured QB Jim Kelly, Reich led Buffalo back from a 35-3 third-quarter deficit to a 41-38 overtime comeback victory against Houston. It still stands as the greatest comeback in NFL history. Reich started the next game and led Buffalo to a victory against Pittsburgh in the Divisional Playoffs before Kelly returned to help lead the team to the Super Bowl.

Reich and his wife, Linda, have three children.

FRANK REICH COACHING BREAKDOWN

Year	School/Team	Position
2006-07	Indianapolis Colts	Coaching Intern
2008-11	Indianapolis Colts	Wide Receivers/Quarterbacks/ Offensive Assistant
2012–	**ARIZONA CARDINALS**	**WIDE RECEIVERS**

NFL PLAYING CAREER

Year	Team	Position
1985–94	Buffalo Bills	Quarterback
1995	Carolina Panthers	Quarterback
1996	New York Jets	Quarterback
1997–98	Detroit Lions	Quarterback

TOMMIE ROBINSON

RUNNING BACKS

COLLEGE	DOB
Troy State	April 4, 1963
HOMETOWN	**YEARS NFL / CARDINALS**
Columbus, GA	6 / 3

Veteran collegiate assistant Tommie Robinson enters his third season with the Cardinals and sixth in the NFL after being hired as running backs coach on 2/5/10. A 16-year collegiate assistant who coached in eight bowl games, Robinson joined the Cardinals in 2010 after working the previous three seasons as running backs coach for the University of Miami (FL).

In 2011, Robinson helped running back Beanie Wells set career highs with 245 carries for 1,047 yards (4.3 yard avg.) and 10 TDs. Wells became the first player in franchise history to record 1,000 rushing yards and 10 rushing TDs in a single season. He also established a franchise record with 228 rushing yards against the St. Louis Rams on 11/27/11, becoming just the third player in franchise history to rush for over 200 yards in a game.

Robinson joined the Hurricanes after working in 2006 as the running backs coach for the University of Memphis. Prior to joining Memphis, Robinson coached four seasons at Georgia Tech where he worked as an assistant under current Buffalo Bills head coach Chan Gailey, who he played for at Troy State. At Georgia Tech, Robinson coached wide receivers for one season (2002) before tutoring tight ends for the next three seasons (2003-05). During the 2002 season, he worked with standout wide receivers Kerry Watkins and Will Glover, who both finished their careers among the top five receivers in Georgia Tech history. He spent the 2001 season as running backs coach at Oklahoma State where he worked with future NFL running back Tatum Bell.

Prior to coaching at Oklahoma State, Robinson spent three seasons in the NFL as an offensive assistant with the Dallas Cowboys coaching under Gailey. With the Cowboys, Robinson worked with the team's wide receivers as well as helping out with special teams. While in Dallas, he worked with future Hall of Famers Michael Irvin, Emmitt Smith, and Troy Aikman. Before joining the Cowboys, Robinson spent time working with the running backs at UNLV (1998), four seasons coaching wide receivers at TCU (1994-97) and two years at Utah State (1992-93) coaching running backs.

Following his collegiate playing days, Robinson coached at Woodham High School (Pensacola, FL) in 1986-87 and at his alma mater Central High School (Phenix City, AL) from 1987-90 before taking his first college job as a graduate assistant at Arkansas in 1991.

Throughout his various college stops, Robinson received plenty of experience in the NFL as he served four different minority coaching internships with the New Orleans Saints, St. Louis Rams, Dallas Cowboys, and Miami Dolphins.

A native of Phenix City, AL, Robinson played for Gailey at Troy State where he was part of the 1984 Division II National Championship team. He was a three-year starter at strong safety for the Trojans and served as team captain.

Robinson earned his bachelor's degree in Criminal Justice from Troy State in 1985. He and his wife, Lartonyar, have three children, sons Dantrell and Trey, and daughter, Tawanda.

TOMMIE ROBINSON COACHING BREAKDOWN

Year	School/Team	Position
1986-87	Woodham H.S.	Assistant
1987-90	Central H.S.	Assistant
1991	Arkansas	Graduate Assistant
1992-93	Utah State	Running Backs
1994-97	Texas Christian	Wide Receivers
1998-00	Dallas Cowboys	Offensive Assistant
2001	Oklahoma State	Running Backs
2002-05	Georgia Tech	Wide Receivers/Tight Ends
2006	Memphis	Running Backs
2007-09	University of Miami	Running Backs
2010–	**ARIZONA CARDINALS**	**RUNNING BACKS**

RYAN SLOWIK

OUTSIDE LINEBACKERS

COLLEGE	DOB
Wisconsin-Oshkosh	December 27, 1980
HOMETOWN	**YEARS NFL / CARDINALS**
Vernon Hills, IL	8 / 4

Ryan Slowik enters his fourth season with the Cardinals and first as outside linebackers coach after being promoted on 3/9/12. He spent three years as defensive quality control coach, assisting with the team's linebackers, after joining the organization on 3/2/09. Slowik came to the Cardinals in 2009 after working the previous four seasons with the Denver Broncos. He joined the Broncos in 2005 as a defensive assistant and worked two seasons in that capacity before working as a special teams assistant in 2007 and then as the assistant defensive backs coach in 2008.

In 2007, Slowik assisted veteran NFL special teams coach Scott O'Brien in the instruction of Denver's special teams. Broncos kicker Jason Elam became the first kicker since the 1970 NFL-AFL merger to convert four walk-off, game-winning field goals in the same season with two in regulation and two in overtime. In 2005-06, Slowik worked closely with the Broncos defensive backs as cornerback Champ Bailey was the runner-up for NFL Defensive Player of the Year in 2006 after tying for the NFL lead with 10 interceptions and leading the league with 11 takeaways.



In 2005, Denver's secondary totaled 20 interceptions, the most by the team in four years. Bailey was named first-team All-Pro and joined safety John Lynch in being selected to the Pro Bowl.

A former strong safety in college at the University of Wisconsin-Oshkosh (2002-03), Slowik began his playing career at Youngstown State before transferring to UW-Oshkosh. Slowik then worked as an assistant secondary coach for UW-Oshkosh in 2004. His secondary played a key role in the Titans posting the ninth best turnover margin in Division III that season.

Slowik's father, Bob, is a 20-year NFL assistant who currently is the linebackers coach for the Washington Redskins.

Slowik was born in Gainesville, FL and attended Adlai Stevenson (Lincolnshire, IL) High School. He and his wife, Valerie, have a son, Tye, and a daughter, Averie.

RYAN SLOWIK COACHING BREAKDOWN

Year	School/Team	Position
2004	Wisconsin-Oshkosh	Assistant Secondary
2005–08	Denver Broncos	Def. Asst/Special Teams Asst/Asst Def. Backs
2009–	**ARIZONA CARDINALS**	**OUTSIDE LINEBACKERS/ DEF. QUALITY CONTROL**

KEVIN SPENCER

SPECIAL TEAMS

COLLEGE	DOB
Springfield (MA) College	November 2, 1953
HOMETOWN	**YEARS NFL | CARDINALS**
Queens, NY	22 | 6

NFL coaching veteran Kevin Spencer begins his sixth season with the Cardinals and 22nd year in the league after being hired to coach special teams on 1/19/07. Previously with the Pittsburgh Steelers for five seasons (2002-06), Spencer was selected as the 2003 NFL "Special Teams Coach of the Year" by the league's special teams coaches.

Last season, Spencer's rookie punt returner and first-round pick Patrick Peterson tied an NFL record with four punt return TD's, becoming just the fourth player in league history with four TD returns in a season. With four returns of 80+ yards, he also became the first player in league history to accomplish that feat. Peterson was named to the Pro Bowl and was first-team All-Pro, becoming just the third kick returner in team history to be named to the Pro Bowl (Johnny Bailey, Vai Sikahema). He also established an NFL rookie record for most punt return yards in a single season (699) while also setting the franchise record for most punt return yards in a season. Peterson's 99-yard punt return for a touchdown in OT vs. St. Louis was the second longest punt return in NFL history.

In 2010, kicker Jay Feely had his third consecutive 100-point season (107) and totaled 25 points (TD, 5 FGs, 4 PATs) in the week 14 game against Denver, the second highest point total by a kicker in NFL history (Rob Bironas-26). Kick returner LaRod Stephens-Howling returned two kickoffs for touchdowns (102, 96 yards) and led the NFL with 1,542 KOR yards while his 27.2 yard average was the fourth best in the league. In 2009, punter Ben Graham tied the NFL record with 42 punts inside the 20-yard line and kicker Neil Rackers made an NFL best 94.7 percent of his field goal attempts.

In 2008, Sean Morey was selected to his first Pro Bowl after leading the unit with 22 tackles. One of the Cardinals more memorable highlights of the 2008 season came via Morey as he blocked a Mat McBriar punt in overtime against the Dallas Cowboys which was returned three yards by Monty Beisel for the victory. Rackers completed his franchise record fourth consecutive season of over 100 points as he collected 119 for the season, which was good for second in team history behind only his 140 he had in 2005.

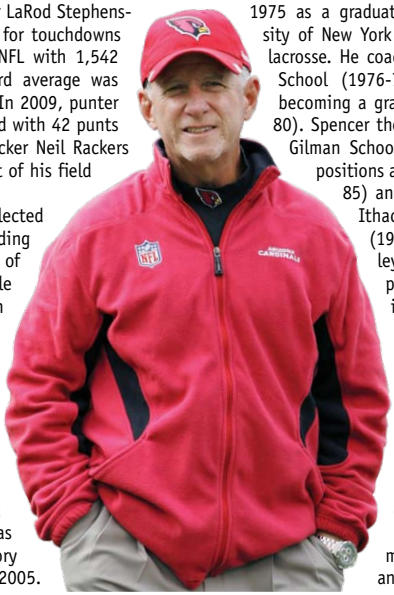

While in Pittsburgh, Steelers punt returner Antwaan Randle El set a team record with four punt returns for touchdowns during his time with the Steelers (2002-05) while kicker Jeff Reed's 80.0% (112 of 140) career field goal percentage under Spencer was good for second in team history (Norm Johnson, 82.7%). Reed also kicked five game-winning field goals during his time with Spencer.

Prior to joining the Steelers in 2002, Spencer spent four seasons with the Indianapolis Colts (1998-2001). While at Indianapolis, Spencer worked with Colts kicker Mike Vanderjagt, regarded as one of the premier kickers in the NFL. In 2001, Vanderjagt ranked 1st in the AFC in scoring (125 points) and 2nd in the NFL (127, Jeff Wilkins, St. Louis). During the 2000 season, Vanderjagt connected on 25-of-27 field goals to rank 2nd in the AFC in scoring and tied for 5th in the NFL with 121 points. Under Spencer's guidance, Vanderjagt was the first player in Colts history to post four straight 100+ point seasons.

Spencer also served three seasons with the Oakland Raiders as the special teams and quality control coach (1995), assistant linebackers coach (1996) and a defensive assistant (1997). He started his NFL coaching career in 1991 as a coaching assistant with the Cleveland Browns.

The Queens, NY native began his coaching career in 1975 as a graduate assistant at the State University of New York where he coached wrestling and lacrosse. He coached at Detroit Country Day High School (1976-79) in Birmingham, MI, before becoming a graduate assistant at Cornell (1979-80). Spencer then coached for one season at the Gilman School (Baltimore, MD) before holding positions as the head freshman coach (1981-85) and offensive coordinator (1986) at Ithaca College. He served five years (1987-91) as the head coach at Wesleyan (CT) University where he compiled a 14-26 overall record, including a 6-2 mark in 1990. While at Wesleyan, Spencer coached former Cleveland Browns and New York Jets head coach Eric Mangini for two seasons (1989-90).

As a collegian, Spencer played football and lacrosse at Springfield (MA) College from 1972-75 and earned a master's degree from SUNY-Cortland in 1976. Spencer and his wife, Rosemarie, have two sons, Timothy and Jack.

KEVIN SPENCER COACHING BREAKDOWN

Year	School/Team	Position
1975–76	SUNY-Cortland	Graduate Assistant
1976–79	Detroit Country Day High School	Assistant Coach
1979–80	Cornell	Graduate Assistant
1980–81	Gilman School	Head Coach
1981–85	Ithaca College	Head Freshman Coach
1986	Ithaca College	Offensive Coordinator
1987–91	Wesleyan (CT)	Head Coach
1991–94	Cleveland Browns	Coaching Assistant
1995	Oakland Raiders	Quality Control
1996	Oakland Raiders	Assistant Linebackers
1997	Oakland Raiders	Defensive Assistant
1998–2001	Indianapolis Colts	Special Teams
2002–2006	Pittsburgh Steelers	Special Teams
2007–	**ARIZONA CARDINALS**	**SPECIAL TEAMS**

DESHEA TOWNSEND

ASSISTANT DEFENSIVE BACKS

COLLEGE	DOB
Alabama	September 8, 1975
HOMETOWN	**YEARS NFL / CARDINALS**
Batesville, MS	15 / 2

Former NFL cornerback Deshea Townsend enters his second season with the Cardinals as assistant defensive backs coach after being hired on 2/10/11. A 13-year NFL veteran who was with the Indianapolis Colts (2010) and Pittsburgh Steelers (1998-2009) during his playing career, Townsend assists defensive backs coach Louie Cioffi and works with the team's cornerbacks and nickel backs.

During his playing career, Townsend appeared in 191 career games (80 starts) and collected 428 tackles (359 solos), 21 interceptions, 15.5 sacks, three touchdowns, five fumble recoveries and four forced fumbles. He also played in 14 postseason games (seven starts) with Pittsburgh and had 42 tackles, two interceptions, one sack and one forced fumble.

Townsend played in eight games in 2010 for the Colts and had nine tackles on defense and two special teams stops. He won two Super Bowl rings as a player with the Steelers at Super Bowl XL and Super Bowl XLIII, and his position coach at the time was current Cardinals defensive coordinator Ray Horton. Townsend had his best season with Pittsburgh in 2004 when he started 15 games and had 59 tackles, four interceptions and four sacks.

He was a four-year starter (1994-97) at Alabama and earned first-team All-SEC honors following his junior season in 1996. He entered the NFL with the Steelers as a fourth-round pick (117th overall) in the 1998 NFL Draft.

Born in Batesville, MS, Townsend played both offense and defense at South Panola High School (Batesville, MS) and accounted for 1,800 yards of offense and 18 touchdowns as a senior while leading the school to the 5A state championship game in 1992.

DESHEA TOWNSEND COACHING BREAKDOWN

Year	School/Team	Position
2011–	**ARIZONA CARDINALS**	**ASSISTANT DEFENSIVE BACKS**

NFL PLAYING CAREER

Year	Team	Position
1998–2009	Pittsburgh Steelers	Cornerback
2010	Indianapolis Colts	Cornerback

STEVE KEIM

VICE PRESIDENT, PLAYER PERSONNEL

COLLEGE	YEARS NFL	CARDINALS
North Carolina State	15	14

HOMETOWN
Harrisburg, PA

Steve Keim enters his 14th season with the Cardinals after joining the club in May, 1999 as a regional scout. Formerly the Cardinals scout in the east, Keim was promoted to Vice President, Player Personnel in May, 2012 after previous promotions to Director, College Scouting in June, 2006 and Director, Player Personnel in May, 2008. In his current role, Keim coordinates the activities of both the college and pro scouting departments as well as assisting in contract negotiations under the direction of General Manager Rod Graves.

Keim and the Cardinals have been commended for their successful draft classes, especially in recent years. Pro Bowlers Patrick Peterson, Larry Fitzgerald, Darnell Dockett, Adrian Wilson and Dominique Rodgers-Cromartie were acquired through the draft and of the 42 players drafted since 2007, 29 remain with the team going into training camp with 18 of those starting at least one game with the Cardinals.

Keim attended Red Land High School in Lewisberry, PA and earned a bachelor's degree in communications from North Carolina State 1995.

A two-time all-Atlantic Coast Conference selection as a guard at N.C. State, Keim started 36 consecutive games at left guard for the Wolfpack. He was named the offensive freshman of the year in 1991 and was the ACC Player of the Week following the team's victory over Maryland in November, 1994. During a standout senior season where he was also a captain, Keim was named the N.C. State offensive line MVP and won the Jim Ritcher Award for the highest graded offensive lineman in addition to being named third team All-American from Gameplan magazine.

Keim had a brief stint in pro football as a free agent with the Miami Dolphins (1996) and Edmonton Eskimos (1997) of the Canadian Football League before returning to coach at N.C. State.

He served as assistant strength and conditioning coach at his alma mater for two years, assisted the recruiting coordinator with evaluations, and served as a liaison to NFL personnel wishing to scout Wolfpack football players. In the fall of 2004, Keim was inducted into the Pennsylvania Sports Hall of Fame.

Keim resides in Chandler, AZ with his wife, Kimberly, sons Carson and Brady, and daughter Sloane.

SUPER BOWL RETURNING TO ARIZONA IN 2015

Following a very competitive bidding process, the NFL owners awarded Super Bowl XLIX to Arizona, as the nation's biggest sporting event will be held at University of Phoenix Stadium in Glendale following the 2014 season.

"Everyone pulled together throughout the Phoenix area to put together a terrific package we were able to present to the owners," Cardinals President Michael Bidwill said of Arizona's bid that beat out a bid from the Tampa/Orlando area. Tampa has hosted four Super Bowls, the last of which was Super Bowl XLIII featuring the Cardinals and Steelers.

Super Bowl XLIX will be the third Super Bowl played in Arizona and the second one at University of Phoenix Stadium. The Cardinals home played host to Super Bowl XLII following the 2007 season, when the NY Giants defeated the New England Patriots 17-14. Arizona first hosted the Super Bowl following the 1995 season, when the Dallas Cowboys won Super Bowl XXX by defeating the Pittsburgh Steelers 27-17.

Super Bowl XLII brought with it an estimated economic impact of $500 million, with nearly 100,000 out-of-state visitors and thousands of media members from around the world visiting the Valley.

"This is going to come at a great time for our local community and give us the ability to really rally around a great, big event," Bidwill said. "It's going to be huge for tourism, our economic development and our visibility not only in the United States but around the world."

With Super Bowl XLIX being held in Glendale, Arizona becomes one of just six host sites to be selected to host the Super Bowl at least three times.

UPCOMING SUPER BOWLS

February 3, 2013	Super Bowl XLVII	Mercedes-Benz Superdome in New Orleans (CBS)
February 2, 2014	Super Bowl XLVIII	MetLife Stadium in New York-New Jersey (FOX)
February 2015	Super Bowl XLIX	University of Phoenix Stadium in Glendale (NBC)

JASON LICHT

DIRECTOR, PLAYER PERSONNEL

COLLEGE	YEARS NFL	CARDINALS
Nebraska-Wesleyan	17	2

HOMETOWN
Fremont, NE

Jason Licht enters his second season with the Cardinals and first as Director, Player Personnel after re-joining the team in May, 2012. After previously working as a personnel executive with Arizona in 2008, Licht spent the past three seasons (2009-11) as the Director of Pro Personnel with the New England Patriots.

Prior to working with the Cardinals in 2008, Licht spent five years (2003-07) with the Philadelphia Eagles, including the final two years as Vice President of Player Personnel. During Licht's career, he has worked with four Super Bowl teams (New England—XLVI, XXXVI, Arizona—XLIII, and Philadelphia—XXXIX)

Licht (pronounced LIGHT) joined the Eagles in 2003 as the club's assistant director of player personnel until being promoted in 2006. He came to Philadelphia after a four-year stint as a member of New England's player personnel staff. He was hired by the Patriots in 1999 as a college scout and was elevated to national scout in 2001 and then to assistant director of player personnel in 2002. In 2004, Licht served on the Leadership Selection Committee for the National Invitation Camp/National Football Scouting, which researched, interviewed and hired the current Director of NIC/NFS, Jeff Foster.

He started his NFL career in Miami from 1995-96, serving as an assistant in the college and pro personnel scouting departments for the Dolphins before becoming an offensive assistant/quality control coach in 1996. In 1997, he worked for National Football Scouting (NFS), a college football scouting service, before joining Carolina's scouting staff in 1998.

An All-Conference defensive tackle at Nebraska-Wesleyan where he played in 1993-94, he was originally a walk-on at the University of Nebraska and played linebacker on the freshman team in 1989. He switched to guard for two years (he redshirted in 1990 and lettered in 1991) before transferring.

A graduate of Yuma (CO) High School, Licht was born in Fremont, NE. He and his wife, Blair, have a son, Charlie, and a daughter, Zoe.

MATT CARACCIOLO

FOOTBALL OPERATIONS COORDINATOR

COLLEGE	YEARS NFL	CARDINALS
Ithaca College	10	1

HOMETOWN
Oceanside, NY

Matt Caracciolo begins his first season with the Cardinals as Football Operations Coordinator after being hired in June, 2012. Caracciolo joins the Cardinals after spending the past seven seasons with the New England Patriots, serving the last six years as Director of Football Operations.

With the Cardinals, Caracciolo's responsibilities include managing day-to-day football operations, training camp and mini-camp operations and also directing the team's travel.

Caracciolo joined the Patriots in 2005 as a football operations assistant after spending the 2003 and 2004 seasons with the Miami Dolphins as a scouting intern. He previously served as an operations graduate assistant at Syracuse from 2001-03 while earning a master's degree in Higher Education.

The Oceanside, NY native has one older brother, Pete, and two younger brothers, Mike and Tom. Pete works for the Oakland Raiders in football operations and player programs, while Tom works in football operations for the Kansas City Chiefs.

Caracciolo played two seasons at Ithaca College where he also received a degree in Sports Information and Communication in 2001.

QUENTIN HARRIS

ASSISTANT PRO PERSONNEL DIRECTOR

COLLEGE	YEARS NFL	CARDINALS
Syracuse	10	9

HOMETOWN
Wilkes-Barre, PA

Former Cardinals safety Quentin Harris begins his fifth season in Arizona's scouting department after being hired in June, 2008. He was promoted to Assistant Pro Personnel Director in 2010 after spending his first two seasons as a pro scout. A free safety for four seasons with the Cardinals (2002-05), Harris began his scouting career in 2008 after finishing his NFL playing days with the Denver Broncos in 2007.

Harris was signed by the Cardinals as an undrafted rookie free agent on May 3, 2002 out of Syracuse and appeared in 54 games over four seasons including six starts. He led the Cardinals in special teams tackles for two consecutive seasons (19 in 2004, 24 in 2005) before signing as a free agent with the New York Giants in 2006. After being waived by the Giants following training camp, Harris was signed by the Broncos later that season and appeared in six games.

He finished his NFL career with 50 tackles (42 solos), one sack, one interception, five passes defensed, one forced fumble and one fumble recovery and 58 special teams tackles in 60 career games (six starts).

Harris was a four-year starter at free safety for Syracuse where he finished his Orange career with 327 tackles (183 solos), four forced fumbles, four fumble recoveries and 10 interceptions in 42 career games. Harris left Syracuse ninth in school history for career interceptions while also being chosen as an honorable mention All-American, first-team All-Big East conference selection and a second-team choice from the conference's coaches as a senior in 2001.

Harris was an honorable mention All-America selection at Wyoming Seminary Upper School in Kingston, PA. He received a bachelor's degree in Information Studies from Syracuse in 2001.

Harris and his wife Tara have a daughter, Aliyah, and two sons, Amani and Elijah and the family resides in Phoenix, AZ.

VETERAN COACH & SCOUT JIM STANLEY PASSES AWAY



Long-time Cardinals personnel executive and NFL coach Jim Stanley passed away on January 12, 2012 at his home in Chandler after a two-year battle with cancer. He was 77 years old.

Stanley served as the Cardinals defensive line coach in 1995 before moving into the team's scouting department, where he spent 12 seasons until retiring in 2008.

"Football meant so much to Jim Stanley and he meant so much to all of us who had the pleasure of knowing him," said Cardinals owner Bill Bidwill. "Even in the last year or so that I know had been difficult for him, he was still able to follow the sport closely."

A Kentucky native, Stanley was a three-year letterman at guard and defensive tackle at Texas A&M, where he played for legendary head coach Bear Bryant. He was a member of Bryant's "Junction Boys" at Texas A&M as well as the Aggies' undefeated conference championship team in 1956.

After graduation, he began a coaching a career that spanned four decades and included a stint as the head coach at Oklahoma State from 1973-78. Following that, Stanley went on to enjoy a successful coaching career in professional football, serving as an assistant with the New York Giants, Atlanta Falcons, Tampa Bay Buccaneers, and Houston Oilers and as the head coach of the Michigan Panthers of the USFL from 1983-84.

MIKE BONI

SCOUT

COLLEGE	YEARS NFL	CARDINALS
Ohio University	7	5

HOMETOWN
Moon Township, PA

Mike Boni enters his fifth season with the Cardinals after joining the team's scouting department in June, 2008. He came to Arizona after spending two years (2006-07) with the Buffalo Bills, the first year in the pro personnel department and then in 2007 as a college scout administrator. He spent his first two seasons as the Cardinals representative with the National Football Scouting service and then scouted the Midwest and eastern areas for the past two seasons. His responsibility now is to scout the near east region of the country for the Cardinals.

Boni started his professional career with the NFL's New York office in 2002-03 serving as an operations intern for NFL Europe. He then returned to Ohio University where he served as a student assistant for the football team during the 2003 season.

In 2004, Boni was hired as the linebackers coach and video coordinator for Division III Frostburg State University where he spent two seasons until being hired by the Bills in 2006.

Boni graduated from Ohio University with a bachelor's degree in Sport Sciences in 2004 and then received a Master's of Business Administration from Frostburg State in 2006.

MALIK BOYD

SCOUT

COLLEGE	YEARS NFL	CARDINALS
Southern University	13	8

HOMETOWN
Houston, TX

Malik Boyd enters his eighth season with the Cardinals in the scouting department after joining the team in June, 2005. The 10th-year scout came to Arizona after spending two seasons in Indianapolis after joining the Colts in June, 2003. Boyd was promoted to a regional scout in 2008 after previously working as an area scout. His primary area of responsibility is cross checking player evaluations for the western half of the country.

A Houston, TX native, Boyd attended Southern University where he played defensive back and graduated with a bachelor's degree in rehabilitation counseling/psychology in 1994. He went on to play for the Minnesota Vikings (1994-95), the New Orleans Saints (1996) and was with British Columbia in the CFL (1997). Serving as a nickel back during his rookie season with the Vikings, Boyd led all non-starters with 42 tackles and one interception.

After his playing career was finished, Boyd served as the defensive backs coach at his alma mater Smiley High School in Houston, TX from 1999-2001. During that span Boyd worked as a scouting intern with the Vikings in 2001. He also worked in the private educational sector for Intra-Care North Hospital where he was responsible for programs and interactive curriculum for high school students in drug therapy.

Boyd and his wife reside in Houston, TX.

ZAC CANTY

SCOUT

COLLEGE	YEARS NFL	CARDINALS
Cornell	3	1

HOMETOWN
Naperville, IL

Zac Canty enters his first season with the Cardinals and third in the NFL after joining the team's scouting department in May, 2012. He comes to Arizona after spending the past two seasons with the Chicago Bears as a Pro Personnel Assistant. With the Cardinals, he will serve as the team's representative with the National Football Scouting service.

Canty began his scouting career with the Bears in 2010 where he assisted both the pro and college scouting departments. In his first season with Chicago, the Bears won the NFC North and reached the NFC Championship game.

He played wide receiver at Cornell University from 2005-08 and was a three-year starter for the Big Red where he finished his career with 141 receptions for 1,442 yards and seven touchdowns. He has his best season as a senior when he collected a career-high 51 receptions for 496 yards and a touchdown.

Canty helped Naperville North (IL) High School to a league title and a 10-1 record as a senior after earning Sun News Player of the Year honors following his junior season. He was also named honorable mention All-State from the Chicago Tribune as a junior.

He graduated from Cornell in the spring of 2009 with a BS in Applied Economics and Management.

CHRIS CULMER

SCOUT

COLLEGE	YEARS NFL	CARDINALS
Washington State	13	4

HOMETOWN
West Richland, WA

Chris Culmer enters his fourth season with the Cardinals and 13th in the NFL after joining the team's scouting department in June, 2009. Culmer came to Arizona after working the previous nine seasons with the Seattle Seahawks (2000-08). His primary area of responsibility with the Cardinals is scouting the western region of the country.

Culmer began his NFL career in 2000 with the Seahawks and served his first four seasons as a scouting assistant. He then was promoted to Pro Personnel Assistant in 2004. In that role, Culmer was responsible for the advance scouting of Seahawks opponents while also evaluating players in all professional leagues including the NFL, CFL, and Arena Football League. In addition, Culmer assisted in evaluating and ranking the nation's top collegiate prospects for the annual draft.

A West Richland, WA native, Culmer received his bachelor's degree in Business Administration from Washington State University in 1998 and earned a Master's degree in Sport Management from the University of Massachusetts in 2000. Culmer and his wife Kristina reside in Seattle with their son and daughter.

DRU GRIGSON

SCOUT

COLLEGE	YEARS NFL	CARDINALS
Northern Iowa	5	5

HOMETOWN
Highland, IN

Dru Grigson begins his fifth season with the Cardinals after joining the team in June, 2008. He came to Arizona after spending a year with the Montreal Alouettes in the CFL as a scout. Grigson was promoted to a regional scout in 2010 and is in charge of scouting the eastern half of the country after scouting the central and southeast areas during his first season with the Cardinals and scouting the midwest and eastern sections in his second.

A Highland, IN native, Grigson was a linebacker/defensive end at New Mexico State from 1997- 1999 before transferring to the University of Northern Iowa in 2000. He finished his collegiate playing career at William Penn University in 2002 as he recorded 54 tackles, 11 tackles for loss, two sacks, one forced fumble and two pass deflections.

He signed as a rookie free agent with the Minnesota Vikings in 2003 and attended training camp with the Ottawa Renegades in the CFL in 2004.

Prior to joining the Alouettes in 2007, he was a volunteer scout for the Philadelphia Eagles in 2005-2006 and worked with his brother, Ryan, the former Director of Player Personnel for the Eagles and current GM for the Indianapolis Colts.

He is a certified strength and conditioning coach and has trained NFL prospects. He assisted the Northwestern University speed and strength program in 2004. Grigson graduated from Northern Iowa with a bachelor's degree in 2002 and resides in Chicago, IL with his wife, Jennifer and their daughter, Mia.

KYLE JOHNSON

SCOUT

COLLEGE	YEARS NFL	CARDINALS
Syracuse	9	3

HOMETOWN
Woodbridge, NJ

Kyle Johnson begins his third season with the Cardinals after joining the team's scouting department in May, 2010. He began his scouting career with Arizona after a six-year NFL playing career as a fullback with the Denver Broncos (2002-07) where he appeared in 45 regular season games (24 starts) and two postseason contests. After spending his first two seasons as the Cardinals representative with the National Football Scouting service, Johnson is now responsible for scouting the Midwest region of the country.

Johnson was drafted by the Carolina Panthers in the fifth-round (145th overall) of the 2002 NFL Draft out of Syracuse. He was released by Carolina and appeared with the practice squads of the New York Giants and Detroit Lions in his rookie season before signing with the Broncos. During his tenure with the Broncos, Johnson helped block for three different 1,000-yard rushers as a three-year starter and ranked second in the NFL in 2005 among running backs with five receiving touchdowns. He also served at the Broncos representative with the NFL Players Association from 2005-07.

He finished his NFL career with nine carries for 39 yards and one touchdown, 33 receptions for 323 yards and eight touchdowns, and 16 special teams tackles.

Johnson was a two-time captain (2000-01) and a three-time All-Big East Conference Academic selection while at Syracuse and finished his career with 101 carries for 466 yards (4.6 yard avg.) with eight touchdowns and 13 receptions for 116 yards (8.9 yard avg.) and two touchdowns. He was a nine-time member of the Athletic Director's Honor Roll at Syracuse and was named the Big East Scholar Athlete of the Year in 2001-02. He also served as the President of the Student Athletic Council from 1998-2001.

Johnson graduated from Syracuse with a bachelor's degree in communications in 2000 and then received a Master's of Business Administration from Syracuse in 2008.

LUKE PALKO

SCOUT

COLLEGE	YEARS NFL	CARDINALS
Saint Francis, (Pa.)	6	4

HOMETOWN
Imperial, PA

Luke Palko begins his fourth season with Arizona and sixth in the NFL after being hired by the team's scouting department in June, 2009. Brother of former Cardinals and Chiefs quarterback Tyler Palko, Luke joined the Cardinals after interning with the Pittsburgh Steelers player personnel department for two seasons (2007-08). After scouting the central and southeast regions of the country for his first three seasons with the Cardinals, Palko will now focus just on the southeast region beginning this year.

An Imperial, PA native, Palko was a wide receiver for Saint Francis (Pa.) where he finished his collegiate career as the second leading receiver in school and conference history with 225 receptions for 2,020 yards and 18 touchdowns. He set the school's single-season record with 85 receptions for 812 yards and seven touchdowns as a junior in 2005. He also served as the team's punter as a junior and senior.

The West Allegheny High School graduate became only the third-student athlete in school history to earn ESPN the Magazine First-Team Academic All-American honors in 2005. He was also named the Northeast Conference's Football Scholar-Athlete of the Year in 2006 and earned a spot on the Division I-AA Athletics Director's Association Academic All-Star Team and the conference academic honor roll twice. In addition, Palko was one of 17 collegiate football players selected as a 2006 National Football Foundation & College Hall of Fame National Scholar-Athlete. As part of the honor, Palko was awarded an $18,000 post-graduate scholarship and was also a finalist for the William V. Campbell trophy.

Palko's father, Bob, has coached high school and college for the past 29 years. Now at West Allegheny, he has compiled over 150 wins, five W.P.I.A.L championships and a class AAA state title in 2001.

Palko graduated from Saint Francis with a bachelor's degree in Accounting in 2007 and resides in New York.



JOHN RITCHER

SCOUT

COLLEGE	YEARS NFL	CARDINALS
N.C. State	2	1

HOMETOWN
Raleigh, NC

John Ritcher begins his first season with the Cardinals after joining the team's scouting department in May, 2012. He comes to Arizona after working as a scouting assistant with the Miami Dolphins in 2011. His responsibility is to scout the northeast region of the country for the Cardinals.

He joined the Dolphins in 2011 after serving three seasons on the strength and conditioning staff at Florida State. He went to work for Florida State in 2008 and also helped out with the Seminoles tight ends.

Prior to his arrival at FSU, Ritcher played fullback and linebacker for the Georgia Force in the Arena Football League in 2007. With the Force, Ritcher had 20 carries for 58 yards and a touchdown to go along with two receptions for 20 yards and two touchdowns.

He played collegiately at N.C. State where he was a four-year tight end and had 16 receptions for 138 yards and one touchdown. He was given the Mike Hardy Award in 2004, given to the player who shows a winning attitude and plays beyond his capabilities. Following his graduation from N.C. State, Ritcher spent two years as the head strength and conditioning coach at his high school alma mater, Ravenscroft High School in Raleigh, NC.

He guided his team to an 11-1 record as a senior and won the independent schools state championship while also being selected as an NCISAA All-State performer at tight end as a junior and senior.

Ritcher graduated from N.C. State with a bachelor's degree in Zoology in 2005 and then received a Master's of Science in Sport Management from Florida State in 2010.

TOM REED

HEAD ATHLETIC TRAINER

COLLEGE	YEARS NFL	CARDINALS
Kentucky	14	5

HOMETOWN
Louisville, KY

Tom Reed begins his 14th year in the NFL and fifth season as the Cardinals head athletic trainer after being hired to the position in June, 2008.

Reed came to the Cardinals after working the previous nine seasons (1999-2007) as an assistant athletic trainer with the Atlanta Falcons.

Born in Madison, WI and raised in Louisville, KY, Reed began his full-time training career as an assistant athletic trainer at Miami (OH) University from 1996-99 working with football, men's basketball, soccer, and track and field before joining the Falcons for the 1999 season.

Reed played football for the University of Louisville in 1988-89 before transferring to the University of Kentucky where he finished his degree in Exercise Science and Kinesiology in 1994. He did post-baccalaureate work in Facilities Management while working as a rehabilitation coordinator with the football team during his time at Kentucky. While in graduate school, Reed also served as a rehabilitation and therapeutic modalities instructor at Miami's athletic training curriculum program.

The 42-year old Reed completed summer internships with the Falcons in 1994 and 1995 and was a Professional Football Athletic Trainers Society (PFATS) scholarship winner in 1994. Reed was also the recipient of the 1997 American Red Cross CPR – "Lifesaver of the Year" Award. He is an active member of the Professional Football Athletic Trainer's Society (PFATS), the National Athletic Trainer's Association (NATA), the Arizona Athletic Trainer's Association (AzATA), and currently serves on the NFL's committee for Drugs of Abuse.

Reed and his wife, Nicole, reside in Chandler, AZ with their sons, Jackson and Jameson.

CHAD COOK

ASSISTANT ATHLETIC TRAINER

COLLEGE	YEARS NFL	CARDINALS
Middle Tennessee State	5	4

HOMETOWN
Cross Plains, TN

Chad Cook enters his fourth season with the Cardinals after being hired in July, 2009 as an assistant athletic trainer.

Born and raised in Cross Plains, TN, Cook graduated from Middle Tennessee State with a degree in Athletic Training in 2005. While in school, Cook worked as a student athletic trainer for the school's athletic program in addition to serving internships with Vanderbilt University in football, baseball, and track and field.

During his undergraduate days, Cook also served a summer internship with the New Orleans Saints in 2004. He received his master's degree in Sports Management from Louisiana State University in 2007. During his time at LSU, Cook worked primarily with the swimming and diving teams while also helping out with the football program during the preseason.

Cook served as a seasonal intern with the Atlanta Falcons during the 2007 season and was promoted to a full-time position with Falcons for the 2008 season. In addition to working with the Falcons, Cook also served as the head athletic trainer for the Georgia Force during the 2008 season. After leaving the Falcons, Cook worked for a year at the Kansas Joint and Spine Institute in Wichita, KS where he worked outreach at the physical therapy clinic.

Cook resides in Chandler, AZ.

JEFF HERNDON

ASSISTANT ATHLETIC TRAINER

COLLEGE	YEARS NFL	CARDINALS
Missouri	27	27

HOMETOWN
Hallsville, MO

Jeff Herndon enters his 27th season on the Cardinals training staff.

Herndon, fellow assistant trainer Jim Shearer, and former head trainer John Omohundro were named the National Football League's 1993 athletic training staff-of-the-year by the Professional Football Athletic Trainers Society (PFATS) and recognized for that achievement at the annual Ed Block Courage Awards Dinner.

Herndon earned a master's degree in Physical Education from Syracuse University in 1985 after completing his undergraduate work at the University of Missouri.

The Hallsville, MO native first worked with the Cardinals during the 1984 and 1985 preseason training camps. He followed that initiation as an athletic trainer at Tascosa High School (Amarillo, TX) from 1985–86 before rejoining the Cardinals fulltime in 1986.

Herndon and his wife, Gail, reside in Gilbert, AZ with their daughter, Elsa.

JIM SHEARER

ASSISTANT ATHLETIC TRAINER

COLLEGE	YEARS NFL	CARDINALS
Wyoming	39	39

HOMETOWN
Worland, WY

Jim "The Machine" Shearer enters his 39th year with the Cardinals, assisting in all aspects of the training and medical areas. Shearer has been on the field for 765 NFL games, including preseason and postseason since joining the Cardinals in 1974.

In February of 2011, Shearer was honored as the inaugural recipient of the "Tim Davey Assistant Athletic Trainer of the Year" award from the Pro Football Athletic Trainers Society (PFATS). The award was presented at the NFL Scouting Combine in Indianapolis, IN and named after former NFL executive Tim Davey.

Shearer, along with fellow assistant Jeff Herndon, and former head trainer John Omohundro were named the National Football League's 1993 athletic training staff-of-the-year by the Professional Football Athletic Trainers Society (PFATS) and recognized for that achievement at the annual Ed Block Courage Awards Dinner.

A graduate of the University of Wyoming with a bachelor's degree in Physical Education, Shearer worked in Gillette, WY as the city's assistant recreation director and head trainer at Gillette High School before returning to Wyoming as a graduate assistant trainer in 1973–74.

Born in Worland, WY, Shearer and his wife, Nelma, have a son, Christopher, and a daughter, Sarah. The family resides in Tempe, AZ.

MARK AHLEMEIER
EQUIPMENT MANAGER

COLLEGE	YEARS NFL	CARDINALS
Florissant Valley	32	32

HOMETOWN
St. Louis, MO

Mark Ahlemeier enters his 32nd season with the Cardinals equipment department and his 25th season as the equipment manager after six years as the assistant.

During the 2008 offseason, Ahlemeier was honored with the Whitey Zimmerman Award recognizing the NFL Equipment Manager of the Year.

His responsibilities include the purchase and maintenance of all team equipment and sideline apparel, outfitting players, coaches, and other football staff for practices and games. He also coordinates the transport of all team gear for training camp, home and away games.

Ahlemeier was born in St. Charles, MO, and attended Ritenour High School and Florissant Valley College in St. Louis. He and his wife, Patti, have three children—daughters Mandy and Molly, and son Mark. They live in Tempe, AZ.

STEVE CHRISTENSEN
ASSISTANT EQUIPMENT MANAGER

COLLEGE	YEARS NFL	CARDINALS
New Mexico State	25	25

HOMETOWN
St. Cloud, MN

Steve Christensen enters his 25th year as the Cardinals assistant equipment manager, assisting department head Mark Ahlemeier in all phases of the team's logistical and equipment preparations.

Born in St. Cloud, MN, Christensen attended Bozeman (MT) High School before enrolling at New Mexico State University and later Western Montana College to study Art Education.

After working at both schools as a student equipment manager, Christensen was appointed to the equipment staff at Arizona State University as an assistant in 1982. He remained with the Sun Devils until joining the Cardinals in June of 1988 shortly after the team's arrival in Arizona. The father of one daughter, Kelsey, Christensen resides in Chandler, AZ.

ROBERT BRAKEL
VIDEO DIRECTOR

COLLEGE	YEARS NFL	CARDINALS
Robert Morris	15	6

HOMETOWN
Morristown, NJ

Robert Brakel begins his sixth season with the Cardinals as video director after being hired to the position in June, 2007. The Morristown, NJ native joined Arizona after spending the previous nine seasons as a video assistant with the Pittsburgh Steelers.

With the Steelers, Brakel was part of the Super Bowl XL staff in addition to working three AFC Championship games and two Pro Bowls.

In 2001, Brakel served as video director for the World Bowl Champion Berlin Thunder of NFL Europe. His duties included shooting all practices and games both home and away and producing cut-ups for the coaching staff.

As a student at Robert Morris University, Brakel was the video coordinator for the football team from 1996-98 and for the hockey team from 1997-98. He received bachelor's degrees from the school in Sports Management and Communications before joining the Steelers in 1998.

CARDINALS STAFF

Damien Anderson
Manager,
Alumni Relations

Orlando Avila
Manager, Marketing and
Broadcast Services

Rachel Baderman
Ticket Office
Representative

Eric Barkyoumb
Coordinator, Partner Service
and Activation

Jordan Bates
Equipment
Coordinator

Cari Belanger-Maas
Director, Premium Seat &
Guest Services

Big Red
Team Mascot

Steve Bomar
Senior Director,
Ticketing

Scott Bull
Box Office Manager
(Tempe)

Ron Campbell
Senior Director,
Ticket Sales

Rolando Cantu
Manager, International
Business Ventures

Miriam Carlson
Director, Financial
Planning & Analysis

Steve Carlson
Account Executive,
Ticket Sales

Sean Castle
Director, Salary Cap
Management

Veronica Castro
Staff
Accountant

Mike Chavez
Manager,
Creative Services

Pete Ciampa
Information
Technology Specialist

Nina Ciccone
Account Executive,
Ticket Sales

Scott Coleman
Director, Corporate Partnership
Service & Activation

Daniel Conlon
Account Executive,
Ticket Sales

Michael Conner
Video and Scoreboard
Operations Manager

Kim Cruz
Ticket Office
Representative

Mark Dalton
Vice President,
Media Relations

Tim DeLaney
Senior Director, Broadcasting/
Executive Producer

John Drum
Vice President, Stadium
Operations

Thedra Dunbar
Accounts Payable

Anthony Edwards
Senior Director, Player
Development

Mark Feller
Vice President,
Technology

Sean Ferretti
Account Executive, Club
Seat Sales

Kim Fortney
Ticket Office
Representative

Ryan Funk
Box Office Manager
(Glendale)

Melissa Gaspard
Executive Assistant/
Paralegal

Jamie Gillespie
Event & System
Audio Engineer

Stefan Gunther
Superintendent

Christine Harms
Sr. Accountant

Jonathan Hayward
Broadcast Coordinator/
Producer

Mike Helm
Media Relations Coordinator

Kore Higuchi
Assistant Turf Manager

Mike Iaquinta
Director, Business Development

Laura Johnson
Manager, Entertainment and Special Events

D'Ann Jordan
Executive Assistant

Heather Karberg
Director, Cardinals Cheerleaders

Doug Klausen
Scoreboard Technical Coordinator

Rick Knight
Vice President, Security

David Koeninger
General Counsel

Cindy Krawczyk
Assistant to Head Coach

Stephanie Lahaie
Event Creation Specialist

Marie Lay
Administrative Assistant, Asst. Coaches

Amber Lechuga
Executive Assistant

Greg Lee
Chief Financial Officer

Andrew Levy
Turf Specialist

Lisa Manning
Vice President, Marketing

Randy McCluskey
Manager, Corporate Hospitality Sales

Mike McDonough
Manager, Corporate Hospitality Sales

Sheldon Meeks
Community Relations Coordinator

Chris Melvin
Media Relations Manager

Richard Mendez
Broadcast Coordinator/ Producer

Teresa Miller
Director, Finance

John Misch
Manager, Corporate Hospitality Sales

Estelle Moreno
Administrative Assistant

Kai Murray
Manager of Club Seats Sales

Stephen Munchinsky
Assistant Superintendent

James Novy
Network Administrator

Ryan Odenwald
Stadium Operations Coordinator

Jim Omohundro
Broadcast & New Media Manager/Producer

Jeff Orenstein
Account Executive, Ticket Sales

Dave Pasch
Radio Play-by-Play

Jessica Phillips
Ticket Office Representative

Dana Repp
Manager, Corporate Services

David Reynolds
Network Administrator

Coby Rich
Digital Media Coordinator/ Producer

Steve Ryan
Vice President, Business Development

Justin Saltzman
Budget Analyst

Todd Santino
Manager, Business Development

Mathew Schaper
Account Executive, Ticket Sales

Bob Schindler
Assistant Turf Manager

Josh Scobey
Scouting Assistant

Jason Selner
Scoreboard Production Coordinator

Karen Sisley
HR Coordinator/ Payroll

Deb Stewart
Executive Assistant

Matt Storey
Media Relations Coordinator

Mo Streety
Youth Football Coordinator

Rich Tomey
Manager, Business Development

Gabriel Trujillo
Broadcaster/Producer Spanish Media

Darren Urban
Website Manager

Tony Vaiana
Ticket Office Representative

Elizabeth Van Meter
Coordinator, Sales and Service

Jesse Whalen
Account Executive, Club Seat Sales

Kami Wise
Administrative Assistant

Ron Wolfley
Radio Analyst

Lara Wroblewski
Ticket Office Representative

Luis Zendejas
Senior Director, Community Relations

CARDINALS HONOR ANTHONY ROBLES THROUGH THE NFL HISPANIC HERITAGE LEADERSHIP AWARDS

The Arizona Cardinals honored former Arizona State University wrestler Anthony Robles at their October 23 game against the Pittsburgh Steelers as the recipient of the NFL Hispanic Heritage Leadership Award, a recognition made possible through the support of Bud Light.

The NFL and the Hispanic Heritage Foundation (HHF) partnered to launch the NFL Hispanic Heritage Leadership Awards Presented by Bud Light during the 2011 celebration of Hispanic Heritage Month. The awards recognized the contributions of Hispanic leaders in each NFL market.

Robles was an NCAA champion wrestler for Arizona State University, winning the 2010-2011 national championship in the 125 pound weight class despite being born with only one leg. He began wrestling in the eighth grade and went on to post a record of 129-15 at Mesa High School in Arizona, where he won two state championships. After being redshirted his freshman year at ASU, Robles was a three-time All-American over the course of his collegiate career and won three Pac-10 conference championships, in addition to his NCAA championship his senior year when he posted a perfect 36-0 record.

With support from Bud Light, each award recipient selected an organization of their choice that serves the local Hispanic community to receive a $2,000 donation. Robles chose the Wiggle Your Toes Foundation to receive this donation. The foundation is dedicated to helping amputees and their families regain independence and mobility.

PLAYERS



SAM ACHO

94 | LINEBACKER

HT. 6-3 | WT. 257

COLLEGE
Texas

HOMETOWN
Dallas, TX

HOW ACQUIRED
D4/11 (103rd)

YEARS NFL | CARDINALS
2 | 2

DOB: September 6, 1988

NOTE CARDS

- Appeared in all 16 games (10 starts) in 2011 and finished his rookie season with 37 tackles, seven sacks, five tackles for loss, a team-high four forced fumbles, a fumble recovery and nine special teams tackles.
- His 7.0 sacks in '11 rank as the second-highest total in franchise history for a rookie, behind only Simeon Rice (12.5, 1996).
- Recorded a sack in three consecutive games (Weeks 7-9), becoming the first Cards rookie since Simeon Rice in 1996 to accomplish that feat.
- In Week 12 of the '11 season at St. Louis, recorded three tackles, two sacks, two forced fumbles, a fumble recovery and a tackle for loss against the Rams. In doing so, he became just the third Cards player to record at least two sacks and two forced fumbles in a game and the first since Bertrand Berry (3.0 sacks, 2 FF) on 10/22/06 at Oakland.
- His parents, Dr. Sonny (family and marriage counselor) and Christie Acho (nurse practitioner), both born in Nigeria, founded Living Hope Ministries. Every summer, Acho joins his father and brother, Emmanuel, on medical missions to Nigeria. During the 2012 offseason, the Acho family was joined on their mission by Cardinals DE Calais Campbell and physical therapist Brett Fischer.

PRO CAREER:

The Cardinals fourth-round selection (103rd overall) in the 2011 NFL Draft, appeared in all 16 games as a rookie with starts in each of the final 10 matchups.

2011: Played in all 16 games and started the last 10 at OLB … finished second on the team with 7.0 sacks and had a team-leading four forced fumbles … totaled 37 tackles, two passes defensed, one fumble recovery, and nine special teams tackles … made NFL debut and played on defense and special teams vs. Car (9/11); recorded one special teams tackle … played on both defense and special teams in the next three games … recorded his first career tackle and pass defensed @ Min (10/9) … registered his first career sack, taking down Ben Roethlisberger for a five-yard loss in the fourth quarter vs. Pit (10/23); added two tackles, including one for loss, and one QB pressure … made first career start @ Bal (10/30); forced a fumble on sack of Joe Flacco in the third quarter, his first career forced fumble; also collected a career-high six tackles … recorded a sack for the third consecutive game vs. StL (11/6); became the first Cardinal rookie to have a sack in three straight games since Simeon Rice had streaks of three and four games with a sack in 1996; also had four tackles, including one for loss, and one QB pressure … registered three unassisted tackles and a team-leading three special teams tackles @ Phi (11/13) … recorded a career-high two sacks, two forced fumbles and had his first career fumble recovery @ StL (11/27); also had three unassisted tackles, including one for loss, one QB pressure, and one special teams tackle; sacked Sam Bradford and forced a fumble in the first quarter with the Rams inside the 20; forced and then recovered a fumble by Lance Kendricks in the third quarter that led to Cardinals go-ahead TD; became the first Cards rookie with multiple sacks in a game since Karlos Dansby had two against the NY Giants on 11/14/04; became the first rookie to record at least two sacks and two forced fumbles in a game, and the first player to do so since Bertrand Berry in 2006 (10/22 @ Oak) … collected two unassisted tackles and two special teams tackles vs.

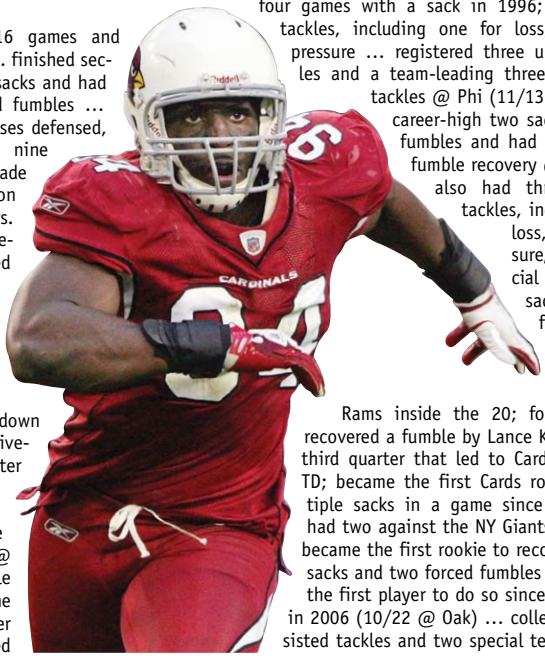

SF (12/11); also had one pass defensed, tipping Alex Smith's pass on 2nd-n-3 at the 6-yard line in the second quarter, helping the Cardinals hold the 49ers to a FG on the drive … collected his sixth sack of the season @ Cin (12/24); totaled two unassisted tackles, including one for loss, and one QB pressure … recorded his seventh sack of the season and forced a Tarvaris Jackson fumble on the play vs. Sea (1/1/12); collected two unassisted tackles, including one for loss, and one special teams tackle.

COLLEGE:

Appeared in 50 games with the Longhorns, starting the final 26 contests of his collegiate career … started 24 games at weakside DE and two at weakside DT … recorded 148 tackles (98 solo) with 23.5 sacks, 37 tackles for a loss, eight forced fumbles, nine fumble recoveries and 20 QB pressures … his 31.5 sacks were good for 10th all-time in Texas history … a three-time first-team Academic All-Big 12 selection … earned third-team All-American honors (AP) and became Texas' second William V. Campbell Trophy winner (nation's top football student-athlete) as a senior in '10 … recipient of the Wuerffel Trophy (all-around excellence in athletic, academic and community achievement) and the ARA Sportsmanship Award … became the university's seventh two-time Academic All-American and was a member of the AFCA Good Works Team, as he was named a National Football Foundation Scholar-Athlete … finalist for the Lott IMPACT Trophy and Lowe's Senior CLASS Award and a Lombardi Award semifinalist … unanimous first-team All-Big 12 Conference choice … started all 12 games, lining up at weakside DE for 10 contests and at weakside DT for two games … finished with 59 tackles and led the team while ranking third in the conference with eight sacks and a career-best 15.5 tackles for loss … also paced the Longhorns with 12 QB pressures … posted five fumble recoveries, tying the school's single-season record … led the conference while tying for second in the country with five forced fumbles … Academic All-American selection by ESPN the Magazine as a junior in '09 … Lott Trophy semifinalist … named honorable mention All-Big 12 Conference by the league's coaches and the AP … key part of a Texas defense that ranked 12th nationally in scoring defense (16.7 ppg), third in total defense (251.9 ypg), and first in rushing defense (72.4 ypg) … started all 14 games at weakside DE, recording a career-best 63 tackles (44 solos) as he placed seventh in the conference with nine sacks and 12th with 13 tackles for loss … forced two fumbles and led the team with four fumble recoveries … posted four QB pressures and three passes defensed … saw action in all 13 games, lining up behind Brian Orakpo at strongside DE as a sophomore in '08 … academic All-Big 12 Conference and academic All-District VI first-team selection … helped the team rank first in the conference in scoring defense (18.8 ppg), total defense (342.9 ypg), rushing defense (83.5

A QUICK STUDY

After playing mostly along the defensive line at the University of Texas, LB **Sam Acho** made a big impact for the Cardinals in 2011 during his first year in the NFL. Despite having to learn a new position without the benefit of an offseason, Acho appeared in all 16 games with 10 starts in place of the injured Joey Porter. Acho's most impressive performance of the season came in a dominant showing against the Rams in Week 12.

Acho totaled three tackles, two sacks, two forced fumbles, a fumble recovery and a tackle for loss against the Rams, and in doing so, he became the first Cardinals rookie to record multiple sacks in a game since Karlos Dansby against the NY Giants on 11/14/04.

According to Stats, Inc., Acho became just the third Cardinals player to record at least two sacks and two forced fumbles in a game and he became the first to do so since Bertrand Berry (3.0 sacks, 2 FF) on 10/22/06 at Oakland.

Players With 2+ Sacks And 2+ FFs In A Game

Year	Player	Sacks	FF	Opponent
2011	**Sam Acho**	**2.0**	**2**	**11/27 at StL**
2006	Bertrand Berry	3.0	2	10/22 at Oak
2004	Bertrand Berry	2.0	2	10/10 at SF
1999	Simeon Rice	2.0	2	11/28 at NYG

Acho posted a sack in each of the final two games in 2011, giving him seven sacks on the season, which ranks as the second-highest total in franchise history for a rookie behind only Simeon Rice (12.5, 1996).

Franchise Record—Sacks In Rookie Season

Sacks	Player (Year)
12.5	Simeon Rice (1996)
7.0	**Sam Acho (2011)**
6.0	Mark Smith (1997)
	Ken Harvey (1988)
5.0	Karlos Dansby (2004)
	Andre Wadsworth (1998)

ypg/third NCAA) and second in pass efficiency defense (124.2 rating) ... recorded 16 tackles (nine solos) with three sacks and four QB pressures, as he also deflected a pair of passes and forced a fumble ... as a freshman in '07, was named one of UT's Outstanding Defensive Newcomers, as he appeared in 11 games as a reserve "quick" side DE ... part of a Texas defense that gave up just 93.4 rushing yards per game (sixth in NCAA) ... registered 10 tackles (six solos), 1.5 sacks, two passes defensed and two QB pressures.

PERSONAL:

Full name Samuel Onyedikachi Acho ... last named pronounced "AH-cho" and middle name means "Who is like unto God" ... attended St. Mark's (Dallas, TX) High School, where he was a three-time All-Southwest Preparatory Conference (SPC) performer and four-year member of the school's honor roll ... as a sophomore, helped St. Mark's to a 10-1 season and an SPC Championship, lining up at DE and TE ... totaled 10 sacks in that sophomore season ... the Lions compiled a 9-2 record during his junior campaign, as he had 12 sacks ... also lettered four times in track and field, serving as team captain in each of his last two years, and was three-time letter-winner in basketball, averaging 12.2 points and 15.0 rebounds per game as a senior ... completed a marketing internship with Target in 2009 ... brother, Emmanuel, was a LB at UT and was selected by the Cleveland Browns in the sixth round of the 2012 NFL Draft ... mother, Christie, ran track at University College Hospital in Nigeria ... earned a double bachelor's degree in Business Administration/Marketing from Texas' McCombs School of Business Honors Program with a 3.6 GPA.

ACHO CAREER STATS

			Tackles			Sacks		Interceptions							
Year	Team	GP/GS	Solo	Asst	Ttl	Sk	Yds	Int	Yds	Lg	TD	PD	FR	FF	STT
2011	Ariz	16/10	32	5	37	7.0	50	0	0	0	0	2	1	4	9
Total		**16/10**	**32**	**5**	**37**	**7.0**	**50**	**0**	**0**	**0**	**0**	**2**	**1**	**4**	**9**

Single Game Highs:

Total Tackles: 6, @ Baltimore, 10/30/11; **Solo Tackles:** 5, @ Baltimore, 10/30/11; **Sacks:** 2.0, @ St. Louis, 11/27/11; **Forced Fumbles:** 2, @ St. Louis, 11/27/11; **Fumble Recoveries:** 1, @ St. Louis, 11/27/11.

ACHO SHINES OFF THE FIELD

LB **Sam Acho** had an outstanding career at the University of Texas before making his mark as a rookie for the Cardinals in 2011. As much as he has accomplished on the field, Acho's achievements off the field are just as impressive.

Giving Back

Acho's parents, Sonny (family and marriage counselor) and Christie Acho (nurse), were both born in Nigeria and founded the Living Hope Bible Fellowship Church. Every summer, Acho joins his father and brother, Emmanuel, on the church's medical missions to Nigeria. Along with his family, Acho has spearheaded a campaign to raise money for the building of a hospital in Nigeria and during the 2012 offseason, he took Cardinals teammate **Calais Campbell** along with him on the humanitarian trip.

Academic Honors

During his time at the University of Texas, Acho was one of the nation's most highly decorated student athletes. Below is a list of a few of his achievements in that time:

- Earned a double bachelor's degree in Business Administration/Marketing from Texas' McCombs School of Business Honors Program with a 3.601 GPA.
- Winner of the William V. Campbell Trophy, also known as the Academic Heisman, for "combined academic success, football performance and exemplary community leadership."
- Named the men's 2010-11 Big 12 Sportsperson of the Year, an honor that recognizes student-athletes who display an extraordinary degree of sportsmanship and/or community service during the academic year.
- Winner of the Wuerffel Trophy, given for many of the same accomplishments as the Campbell Trophy.
- One of just seven Longhorns to earn ESPN The Magazine Academic All-American honors multiple times.
- Winner of the ARA Sportsmanship Award in major college football.
- In September of 2010, was named one of the Sporting News' "20 Smartest Athletes." Joined Georgia Tech center Sean Bedford and Alabama QB Greg McElroy as the only college athletes on the list.
- Seven-time member of UT's Athletic Director's Honor Roll.
- Inductee of UT's Friar Society, the oldest and most prestigious honor society at Texas.
- A 2009 and 2010 Arthur Ashe Award Recipient (national award for minority athletes).
- Member of the Spanish Honor Society, the Intercultural Club and the student government and speaks Spanish.

CARDINALS IN THE COMMUNITY

Outside linebacker **Sam Acho** transitioned into his rookie season with the Cardinals by making a big imprint in the Arizona community. A former University of Texas academic All-American, Acho made sure to stress the importance of reading and education while speaking to kids.

He visited the Cardinals Preparatory Academy last October and spoke to 5th-8th grade students about the importance of continued education. He also spoke to four schools in Phoenix last January about the important roles that school and decision-making have in attaining personal goals. At each visit, Acho spent time answering questions as well as signing autographs.

Acho and his family also make a difference in the lives of people outside of this country. Each summer, Acho and his family (brother, Emmanuel, parents Sonny and Christie) travel to Nigeria as part of a medical mission run through Living Hope Ministries, a foundation started by his parents. This past summer Acho was joined by Cardinals teammate Calais Campbell and physical therapist Brett Fischer as the group brought doctors, nurses, surgeons, and dentists to give free medical care to people in need. The long-term goal of the Living Hope foundation is to build a hospital for the people of Nigeria.

He also joined teammates and team representatives for a ceremonial field groundbreaking at Kings Ridge Preparatory Academy last fall on behalf of the NFL's Grassroots program. The school district received a $200,000 grant to install an acrylic grass field surface at the academy's athletic fields.

During the holiday season, Acho passed out personalized teddy bears at Phoenix Children's Hospital as part of the annual "Teddy Bear Express" program. He also joined teammates at the Phoenix Ronald McDonald House for a "Light the House" holiday party to help spread holiday cheer. The group provided the families with dinner, drinks and dessert while also passing out stockings to the children.

Along with his brother Emmanuel, the duo held the first ever Brothers Acho Football Camp for children ages 6-14 this past June in their hometown of Dallas, TX. The clinic is based on USA Football's FUNdamentals program, which is designed to introduce children to football by teaching basic skills in a fun and energetic environment.

MICHAEL ADAMS

27 | CORNERBACK

HT. 5-8 | WT. 181	HOW ACQUIRED FA-07
COLLEGE Louisiana-Lafayette	YEARS NFL 6 | CARDINALS 6
HOMETOWN Dallas, TX	DOB: June 17, 1985

NOTE CARDS

- After appearing in 15 games (one start) during the 2011 season, has now appeared in 59 regular season games (seven starts) for the Cardinals as well as six postseason contests.
- In addition to starting a career-high four games in 2010, also established career marks with 38 tackles, two INTs and six passes defensed.
- Scored his first career TD in Week 9 of the '10 season at Minnesota when he recovered a fumble on the opening kickoff of the second half and returned it 30 yards.
- Authored one of the most dramatic plays in franchise history when he sacked Packers QB Aaron Rodgers in the overtime period of the 2009 Wild Card contest vs. Green Bay. On the sack, he forced a Rodgers fumble that was recovered by Karlos Dansby and returned 17 yards for the game-winning TD.

PRO CAREER:

Originally signed by the Cardinals as an undrafted rookie free agent on 4/30/07. Released after training camp on 8/31/07. Signed to the practice squad on 9/3/07 before being elevated to the active roster on 11/17/07. Released on 11/20/07 and re-signed to the practice squad on 11/21/07. Elevated to the active roster on 11/24/07. Signed to the practice squad on 9/1/08 and promoted to the active roster on 11/26/08. Re-signed with the Cardinals on 3/29/10 as an exclusive rights free agent. Signed a two-year contract with Arizona on 7/29/11.

2011: Played in 15 games, making one start, and recorded 34 tackles, two passes defensed and 11 special teams tackles … after suffering a knee injury during training camp, was inactive for the season opener vs. Car (9/11) … made season debut and recorded two special teams tackles @ Was (9/18) … played on defense and special teams, recording one tackle and two special

teams tackles vs. NYG (10/2) … played in 50th career game @ Bal (10/30); recorded a season-high six unassisted tackles, including one for loss, and had one pass defensed … recorded five tackles vs. StL (11/6) … totaled five unassisted tackles, including one for loss @ Phi (11/13) … posted three unassisted tackles and one special teams tackle @ SF (11/20) … recorded one tackle vs. SF (12/11); marked the 100th tackle of his career … made his first start of the season with the Cardinals opening the game in a nickel defense vs. Cle (12/18); had two solo tackles and two special teams tackles … collected one tackle and one pass defensed @ Cin (12/24) … recorded five unassisted tackles and one special teams tackle vs. Sea (1/1/12).

2010: Established numerous career-highs with 38 tackles, two INTs and six passes defensed while recording a career-best four starts in 16 games played … saw action on special teams and as a reserve DB, registering three tackles in the season opener @ StL (9/12) … saw time in dime situations, recording one pass defensed on 3rd-n-4 to force a punt as well as one special teams tackle vs. Oak (9/26) … downed a punt at the Saints one-yard line which led to an INT on the following play and then an AZ TD to tie the game at 10 vs. NO (10/10) … recorded five tackles, one pass defensed and returned a fumble on the opening kickoff of the second half 30 yards for first career TD @ Min (11/7) … made first start of the season as part of a six DB formation vs. Sea (11/14) and registered three tackles … started in place of injured CB Greg Toler, recording three tackles @ KC (11/21); started consecutive games for the first time in his career … tied career-highs with nine tackles and one INT vs. SF (11/29) … made career-best fourth consecutive start vs. StL (12/5) and registered six tackles, one special teams tackle and a pass defensed on a third 3rd-n-5 that forced a punt in the first quarter … registered two tackles, two special teams tackles and one INT vs. Den (12/12) that he returned for a career-long 36 yards … saw time at nickel back in the final two games: vs. Dal (12/25) and @ SF (1/3/11), registering one tackle and one pass defensed in each.

2009: Appeared in all 16 regular season games and both postseason contests with one start … recorded 32 tackles, 17 special teams tackles, and one INT during the regular season … tied for the team lead with a career-high three special teams tackles @ Sea (10/18) … saw time at CB after starter Dominique Rodgers-Cromartie injured his ankle in the third quarter, registering four tackles and one pass defensed @ NYG (10/25) … from the second quarter on, filled in for injured CB Bryant McFadden and led DBs with nine solo tackles while registering a team-best two special teams tackles @ StL (11/22) … started his second career game as part of a six DB formation and recorded the first INT of his career vs. Min (12/6); picked off a Brett Favre pass at the AZ 39-yard line in the third quarter … registered two tackles and tied a career-high with three special teams tackles @ Det (12/20) … continued to see time as the nickel back, recording two tackles and one special teams tackle vs. StL (12/27) … filled in at CB after Rodgers-Cromartie left during the first possession with a knee injury and recorded six tackles and one pass defensed in the regular season finale vs. GB (1/3/10) … in fifth career postseason game, registered two tackles and a forced fumble on a sack of Aaron Rodgers in OT that was recovered and returned for the game winning TD by Karlos Dansby in the Wild Card matchup vs. GB (1/10/10); marked first sack and forced fumble of his career, including the regular season … saw action at nickel back after Rodgers-Cromartie suffered a knee injury in the first quarter and recorded one tackle and one pass defensed in the Divisional game @ NO (1/16/10).

2008: Began the season on the practice squad before being promoted to the active roster on 11/26 … went on to play the final five games and all four postseason contests … registered career-best two special teams tackles and recovered a muffed punt in the 3rd quarter @ Phi (11/27) … recorded first two defensive tackles of the season @ NE (12/21) … registered first career start as one of six DBs and tied for the team lead with two special teams tackles vs. Sea (12/28) … in first career postseason game, recorded one special teams tackle vs. Atl (1/3/09); tackled Falcons punt returner Harry Douglas at the Atlanta eight-yard line for no gain … tied career-high with two special teams tackles @ Car (1/10/9) … in Super Bowl XLIII, registered one special teams tackle and downed a Ben Graham punt at the two-yard line; the ensuing drive led to a safety pulling the Cardinals to within four with three minutes to play vs. Pit (2/1/09); tied for the team lead with four unassisted special teams tackles in the postseason.

2007: Played in seven games as a rookie after being signed to the active roster from the practice squad on 11/17 … in first career game recorded one special teams tackle @ Cin (11/18) … recorded his first career tackle @ NO (12/16) … registered first career pass defensed and tied for the team lead with two special teams tackles vs. StL (12/30).

COLLEGE:

Collected 140 tackles, four INTs and six tackles for a loss in his four-year career at Louisiana-Lafayette … as a senior boasted 40 tackles in 10 games with three pass break-ups, an INT he returned 79 yards for a TD, and a sack … also the Cajuns leading punt returner with nine returns for a 7.4-yards-per-return average … appeared in 10 games at CB, starting seven and earning honorable mention All-Sun Belt Conference honors as a junior … collected career-highs with 45 tackles and two INTs … started all 11 games at CB as a sophomore tying for sixth on the squad with 37 total tackles while adding three pass breakups … appeared in all 12 games as a freshman, earning one start … blocked two FGs, one of which was picked up by a teammate and returned 89 yards for a TD.

PERSONAL:

Lettered two years in football at J.F. Kimball (Dallas, TX) High School … won two district championships, helping team to two straight 5-0 district records … two-time all-district first team selection, had nine INTs, with 60 tackles, four blocked extra point attempts and 900 return yards as a senior … finished career with 150 tackles, 11 INTs, four forced fumbles, six blocked FGs and one TD … during the 2012 offseason, his Michael Adams Conquerors Foundation held a 7-on-7 high school football tournament in his hometown of Dallas, TX that featured a host of current NFL stars as coaches, with the winning team earning $5,000 for their high school program.

ADAMS CAREER STATS

			Tackles			Sacks		Interceptions							
Year	Team	GP/GS	Solo	Asst	Ttl	Sk	Yds	Int	Yds	Lg	TD	PD	FR	FF	STT
2007	Ariz	7/0	1	0	1	0.0	0	0	0	0	0	1	0	0	10
2008	Ariz	5/1	1	2	3	0.0	0	0	0	0	0	1	0	0	5
2009	Ariz	16/1	27	5	32	0.0	0	1	17	17	0	3	0	0	17
2010	Ariz	16/4	31	7	38	0.0	0	2	36	36	0	6	0	0	6
2011	Ariz	15/1	31	3	34	0.0	0	0	0	0	0	2	0	0	11
Total		**59/7**	**91**	**17**	**108**	**0.0**	**0**	**3**	**53**	**36**	**0**	**13**	**0**	**0**	**49**

Single Game Highs:

Total Tackles: 9, twice, last vs. San Francisco, 11/29/10; **Solo Tackles:** 9, @ St. Louis, 11/22/09; **Interceptions:** 1, three times, last vs. Denver, 12/12/10; **Special Teams Tackles:** 3, twice, last @ Detroit, 12/20/09.

Additional Special Teams Statistics:

Touchdowns: 30-yard fumble return for a TD, @ Min (11/7/10).

ADAMS POSTSEASON STATS

			Tackles			Sacks		Interceptions							
Year	Team	GP/GS	Solo	Asst	Ttl	Sk	Yds	Int	Yds	Lg	TD	PD	FR	FF	STT
2008	Ariz	4/0	0	0	0	0.0	0	0	0	0	0	0	0	0	4
2009	Ariz	2/0	2	1	3	1.0	7	0	0	0	0	1	0	1	1
Total		**6/0**	**2**	**1**	**3**	**1.0**	**7**	**0**	**0**	**0**	**0**	**1**	**0**	**1**	**5**



RICHARD BARTEL

2 | QUARTERBACK

HT. 6-4 | WT. 230

COLLEGE
Tarleton State

HOMETOWN
Grapevine, TX

HOW ACQUIRED
FA-10

YEARS NFL | CARDINALS
4 | 3

DOB: February 3, 1983

PRO CAREER:

Entered the NFL as an undrafted rookie free agent with the Dallas Cowboys on 5/15/07. Waived by Dallas on 9/1/07 but signed to the Cowboys practice squad on 9/3/07 where he spent the remainder of the season. Re-signed with Dallas on 1/15/08 but was waived on 8/30/08. Signed to the Cowboys practice squad on 9/1/08 but was waived on 9/8/08. Signed to the Cleveland Browns practice squad on 11/27/08. Elevated from Cleveland's practice squad to the 53-man roster on 12/25/08. Waived by Cleveland following training camp on 9/5/09. Signed to the Jacksonville Jaguars practice squad on 9/7/09, where he spent 11 weeks before signing to the Redskins active roster on 11/25/09, where he spent the rest of the season as the third quarterback. Released by the Redskins after training camp on 9/4/10. Played with the Sacramento Mountain Lions of the United Football League (UFL) before signing with Arizona on 12/7/10. Re-signed with the Cardinals on 4/16/12 as an exclusive rights free agent.

2011: Appeared in two games and completed 10 of 22 pass attempts for 86 yards, his first career TD and one INT … DNP as the backup QB in 10 other games … active as the backup QB but did not play in the first four games … saw first action of the season in the fourth quarter @ Min (10/9); completed 2 of 6 passes for 22 yards and one INT … inactive vs. Pit (10/23) and @ Bal (10/30) … active as the backup QB but did not play vs. StL (11/6) and @ Phi (11/13) … threw his first career TD pass, a 23-yarder to Larry Fitzgerald in the fourth quarter @ SF (11/20); completed 8 of 16 passes for 64 yards after entering the game in the fourth quarter … active as the backup QB but did not play @ StL (11/27) … inactive vs. Dal (12/4) and vs. SF (12/11) … active as the backup QB but did not play in the final three games.

2010: Released by Washington on 9/4 … played with the Sacramento Mountain Lions of the United Football League (UFL) … signed by Arizona on 12/7 … DNP as the backup to John Skelton in the next three games: vs. Den (12/12), @ Car (12/19) and vs. Dal (12/25) … played in first career game @ SF (1/2/11) after coming on in relief of Skelton with three minutes left in the third quarter; completed 16 of 28 passes for 150 yards and one INT.

2009: After spending the offseason and training camp with Cleveland was waived on 9/5 … signed to Jacksonville's practice squad on 9/7 … signed to the active roster in Washington on 11/25 … spent the remaining six games as Washington's third quarterback.

2008: Released by Dallas following training camp on 8/30 … signed to the Cowboys practice squad on 9/1 but was released on 9/8 … signed to Cleveland's practice squad on 11/27 … after four weeks was elevated to the Browns 53-man roster on 12/25 for the final game of the regular season … DNP @ Pit (12/28).

2007: Signed with Dallas as an undrafted rookie free agent on 5/15 … after being released by the Cowboys on 9/1, signed with the Dallas practice squad on 9/3, where he spent the rest of the season.

COLLEGE:

Started final two seasons at Tarleton State … as a senior, completed 161 of 276 passes for 2,033 yards with 16 TDs and five INTs … completed 142 of 229 pass attempts for 1,687 yards with 10 TDs and 10 INTs as a junior … transferred to Tarleton State in the fall of 2004 … was the starting QB for Southern Methodist University for two seasons following a stint in baseball.

PERSONAL:

Attended Grapevine (TX) High School where he lettered in baseball and football … earned district MVP honors and was the team captain as a senior … drafted as a pitcher by the Cincinnati Reds in the 17th round of the 2001 Major League Draft and spent a brief time in the Reds minor league system … earned a degree in Communications.

BARTEL CAREER STATS

Passing

Year	Team	GP/GS	Att	Cmp	Pct.	Yds	Yds/Att	TD	Int	Lg	Sk	Yds Lst	Rating
2008	Cle	0/0	0	0	0.0	0	0.0	0	0	0	0	0	0.0
2009	Was	0/0	0	0	0.0	0	0.0	0	0	0	0	0	0.0
2010	Ariz	1/0	28	16	57.1	150	5.4	0	1	31	2	12	57.1
2011	Ariz	2/0	22	10	45.5	86	3.9	1	1	23t	1	6	52.5
Total		**3/0**	**50**	**26**	**52.0**	**236**	**4.7**	**1**	**2**	**31**	**3**	**18**	**55.1**

Rushing

Year	Team	Att	Yds	Avg	Lg	TD
2008	Cle	0	0	0.0	0	0
2009	Was	0	0	0.0	0	0
2010	Ariz	0	0	0.0	0	0
2011	Ariz	1	9	9.0	9	0
Total		**1**	**9**	**9.0**	**9**	**0**

BARTEL GAME-BY-GAME STATISTICS

2011

Date	Opp		GP/GS	Att	Cmp	Pct	Yds	Yds/Att	TD	Int	Lg	Sk	Yds Lst	Rating	W/L
Sept. 11		CAR	DNP												
Sept. 18	@	Was	DNP												
Sept. 25	@	Sea	DNP												
Oct. 2		NYG	DNP												
Oct. 9	@	Min	1/0	6	2	33.3	22	3.7	0	1	12	0	0	5.6	L
Oct. 23		Pit	Inactive												
Oct. 30	@	Bal	Inactive												
Nov. 6		STL	DNP												
Nov. 13	@	Phi	DNP												
Nov. 20	@	SF	1/0	16	8	50.0	64	4.0	1	0	23t	1	6	81.2	L
Nov. 27	@	Stl	DNP												
Dec. 4		DAL	Inactive												
Dec. 11		SF	Inactive												
Dec. 18		CLE	DNP												
Dec. 24	@	Cin	DNP												
Jan. 1		SEA	DNP												
Total			**2/0**	**22**	**10**	**45.5**	**86**	**3.9**	**1**	**1**	**23t**	**1**	**6**	**52.5**	

2010

Sept. 12	@	Stl	Not with team												
Sept. 19	@	Atl	Not with team												
Sept. 26		OAK	Not with team												
Oct. 3	@	SD	Not with team												
Oct. 10		NO	Not with team												
Oct. 24	@	Sea	Not with team												
Oct. 31		TB	Not with team												
Nov. 7	@	Min	Not with team												
Nov. 14		SEA	Not with team												
Nov. 21	@	KC	Not with team												
Nov. 29		SF	Not with team												
Dec. 5		STL	Not with team												
Dec. 12		DEN	DNP												
Dec. 19	@	Car	DNP												
Dec. 25		DAL	DNP												
Jan. 2	@	SF	1/0	28	16	57.1	150	5.4	0	1	31	2	12	57.1	L
Total			**1/0**	**28**	**16**	**57.1**	**150**	**5.4**	**0**	**1**	**31**	**2**	**12**	**57.1**	



RYAN BARTHOLOMEW

62 | CENTER

HT. 6-1 | WT. 310

COLLEGE
Syracuse

HOMETOWN
Mitchellville, MD

HOW ACQUIRED
FA-11

YEARS NFL | CARDINALS
1 | 1

DOB: March 21, 1988

PRO CAREER:

Originally signed with the Baltimore Ravens as a rookie free agent on 7/28/11. Released by the Ravens on 8/27/11 and signed to the Cardinals practice squad on 9/5/11, where he spent the remainder of the season. Signed a futures contract with the Cardinals on 1/5/12.

2011: After being released by the Ravens, signed to the Cardinals practice squad on 9/5 where he spent the entire season.

COLLEGE:

Concluded his four-year career as a senior team captain at Syracuse … started all 35 contests he appeared in over his final three seasons with the Orange … selected to the 2011 East-West Shrine All-Star game after starting all 13 games as a senior in '10 … named team captain and earned third-team All-Big East honors from Phil Steele … anchored the offensive line that blocked for 1,000-yard rusher Delone Carter … recovered a fumble in the end zone to record his first career TD at Cincinnati … earned second-team All-Big East honors as a junior in '09 after starting all 12 games and was part of an offensive line that blocked for 1,000-yard rusher Delone Carter … started all 10 games he played as a redshirt sophomore in '08 … was instrumental in helping Curtis Brinkley record six 100-yard rushing games in the first seven contests of the season … played in two games as a redshirt freshman in '07 … redshirted in 2006.

PERSONAL:

Attended DeMatha (Hyattsville, MD) High School, where he was ranked the No. 22 prospect in the state of Maryland by Rivals.com … earned All-State honors as a senior and was the lead blocker for the DeMatha offense, which gained more than 2,000 yards rushing … earned Washington Catholic Athletic Conference first-team honors and was selected to MDVarsity.com's 2005 Dream Team first team … earned his undergraduate degree in Health and Exercise Science and is pursuing a master's degree in Instructional Design, Development and Evaluation in the School of Education.

CARDINALS PLAYER BIRTHDAYS

JANUARY
1 William Gay
2 Rashad Johnson
2 Greg Toler
9 Andre Roberts
10 Clark Haggans
14 Marshay Green
17 Jared Crank
17 Larry Parker
23 Alfonso Smith
26 D.J. Young
30 Adam Snyder
30 Isaiah Williams

FEBRUARY
2 James Nixon
3 Richard Bartel
11 Daryn Colledge
14 Eddie Elder
19 Jeff King
21 Ronald Talley

MARCH
9 William Powell
16 Levi Brown
16 Todd Heap
16 Lyle Sendlein
17 Rob Housler
17 John Skelton
21 Ryan Bartholomew
29 D'Anthony Batiste

APRIL
3 O'Brien Schofield
4 A.J. Jefferson
5 Stanley Arukwe
9 Ryan Williams
19 Jeremy Bridges
26 LaRod Stephens-Howling

MAY
5 Jamell Fleming
6 Colin Parker
10 Senio Kelemete
16 Nate Potter
23 Jay Feely
26 Crezdon Butler
27 Darnell Dockett
29 Nick Eason

JUNE
1 Dan Williams
17 Michael Adams
17 Justin Bethel
21 Brandon Williams
22 Ryan Lindley
29 Stephen Williams

JULY
5 Quentin Groves
10 Jaymar Johnson
11 Patrick Peterson
25 Blake Gideon

AUGUST
1 Bobby Massie
2 Kerry Rhodes
3 Landon Cohen
6 Steve Skelton
7 Beanie Wells
8 Gino Crump
17 Ricky Schmitt
18 LaRon Byrd
24 Kevin Kolb
31 Larry Fitzgerald

SEPTEMBER
1 Calais Campbell
1 Antonio Coleman
1 Tre Gray
6 Sam Acho
7 Ricky Lumpkin
8 Blake DeChristopher
12 Chris Stewart
18 Javarris James
23 Zack Nash

OCTOBER
5 Marcus McGraw
9 Daryl Washington
12 Paul Vassallo
12 Adrian Wilson
18 Mike Leach
26 Dave Zastudil
28 Early Doucet

NOVEMBER
2 Stewart Bradley
10 Braeden Clayson
10 Martell Webb
11 James Sanders
20 Scott Wedige
26 Paris Lenon
27 Michael Floyd

DECEMBER
5 Quan Sturdivant
10 David Carter
11 Vonnie Hollday
11 Anthony Sherman
15 Reggie Walker
19 DeMarco Sampson
31 Jim Dray



D'ANTHONY BATISTE

74 | TACKLE

HT. 6-4 | WT. 314
COLLEGE
Louisiana-Lafayette
HOMETOWN
Marksville, LA

HOW ACQUIRED
FA-10
YEARS NFL | CARDINALS
7 | 3
DOB: March 29, 1982

PRO CAREER:

Originally signed by Dallas as a rookie free agent on 6/16/06. Waived by the Cowboys on 9/2/06 and signed to the Dallas practice squad on 9/4/06. Signed to Carolina's active roster on 10/14/06 and was inactive for the rest of the season. Waived by Carolina following training camp on 9/1/07. Claimed off waivers by Atlanta on 9/2/07 and went on to start all four games played for the Falcons. Waived by Atlanta on 8/30/08 and signed to the Falcons practice squad on 9/1/08. Signed to Washington's active roster on 12/10/08 and was inactive for the remaining four games. The following season played in a career-high eight games for Washington before being waived on 12/15/09. Signed to Denver's practice squad on 12/23/09 where he spent the rest of the season. Signed by Denver to a future contract on 2/2/10. After making Denver's active roster, played in five games before being released on 10/16/10. Signed with Arizona on 11/16/10 and saw action in one game with the Cardinals. As a free agent, signed one-year contracts with the Cardinals on 7/29/11 and 3/23/12.

2011: Appeared in three games as a reserve on the OL and also on special teams … inactive for the first four games … made his season debut @ Min (10/9); played as a tackle-eligible lineman and then took over at LG in the second half when Daryn Colledge left with a head injury … inactive vs. Pit (10/23) and @ Bal (10/30) … appeared on special teams vs. StL (11/6); marked his 20th career game … inactive in the next six games … active but did not play @ Cin (12/24) … appeared on special teams in the season finale vs. Sea (1/1/12).

2010: Saw action in the first five games of the season for Denver before being released on 10/16 … signed with Arizona on 11/16 … DNP in the next six games … saw first action as a member of the Cardinals in the season finale @ SF (1/2/11), contributing on special teams.

2009: Played in a career-high eight games with Washington … made Redskins debut @ Car (10/11), replacing T Chris Samuels … played in each of the following seven contests … waived by Washington on 12/15 … signed to Denver's practice squad on 12/23 where he spent the rest of the season.

2008: Began the season on Atlanta's practice squad before being signed to Washington's active roster on 12/10 … inactive for the final four games of the season.

2007: Began the year in Carolina's training camp before being waived on 9/1 … claimed off waivers by Atlanta on 9/2 … started four games for the Falcons, two games at RG and two at LG … started at RG in his NFL debut on Thanksgiving vs. Ind (11/22) … started at RG @ StL (12/2) … started at LG vs. NO (12/10) and @ TB (12/16).

2006: Spent time on the Cowboys practice squad before signing to the active roster in Carolina on 10/14 … inactive for all 11 regular season games with the Panthers.

COLLEGE:

Four-year letterman at the University of Louisiana-Lafayette … earned second-team All-Sun Belt Conference honors as a senior … started collegiate career as a TE before moving to guard as a freshman.

PERSONAL:

Attended Marksville (LA) High School where he helped lead the team to three consecutive playoff appearances from 1996–98 … named All-State, all-district, all-parish and all-region in high school.

BATISTE CAREER STATS

Year	Team	GP/GS
2006	Car	0/0
2007	Atl	4/4
2008	Was	0/0
2009	Was	8/0
2010	Den/Ariz	6/0
2011	Ariz	3/0
Total		**21/4**

Additional Statistics:

Miscellaneous tackles: Career: 3; 2007: 3; **Fumble recoveries:** 1, vs. New Orleans, 12/10/07.



STEWART BRADLEY

55 | LINEBACKER

HT. 6-4 | WT. 258

COLLEGE
Nebraska

HOMETOWN
Salt Lake City, UT

HOW ACQUIRED
UFA-11 (Eagles)

YEARS NFL | CARDINALS
6 | 2

DOB: November 2, 1983

NOTE CARDS

- Signed a five-year contract with the Cardinals as an unrestricted free agent on 7/29/11 after spending his first four NFL seasons with the Philadelphia Eagles, who selected him in the third-round (87th overall) of the 2007 NFL Draft.
- For his career, has appeared in 60 games (30 starts) and has totaled 281 tackles (172 solos) with three sacks, three INTs, 12 passes defensed, one fumble recovery and 29 special teams tackles.
- During his rookie season, became the first player in Eagles franchise history to register his first career sack and first career INT (QB Drew Brees) in his first career start (@ New Orleans, 12/23/07).
- Established a career-high with 151 tackles during the '08 season and was named to Peter King's (SI.com) All-Pro team at MLB.

PRO CAREER:

Originally a third-round selection (87th overall) by Philadelphia in the 2007 NFL Draft. Played four seasons with the Eagles before signing with the Cardinals as an unrestricted free agent on 7/29/11.

2011: Played in all 16 games and made one start in his first season with the Cardinals … totaled 22 tackles, two passes defensed and 12 special teams tackles … made Cards debut and played on defense and special teams vs. Car (9/11) … with LB Daryl Washington out due to a calf injury, saw significant action on defense and recorded a season-high seven tackles @ Was (9/18); six unassisted tackles led all LBs … made his first start as a Cardinal and registered five tackles @ Sea (9/25); also had one special teams tackle … had one pass defensed and saw action on both defense and special teams @ Min (10/9) … played in 50th career game vs. Pit (10/23); recorded one tackle for loss, one QB pressure and one special teams tackle … had one unassisted tackle and one special teams tackle @ Bal (10/30) … collected three tackles and had one pass defensed @ SF (11/20); also had two special teams tackles … recorded two tackles and two special teams tackles @ StL (11/27) … registered one tackle and two special teams tackles vs. SF (12/11) … had one unassisted tackle and one special teams tackle vs. Sea (1/1/12).

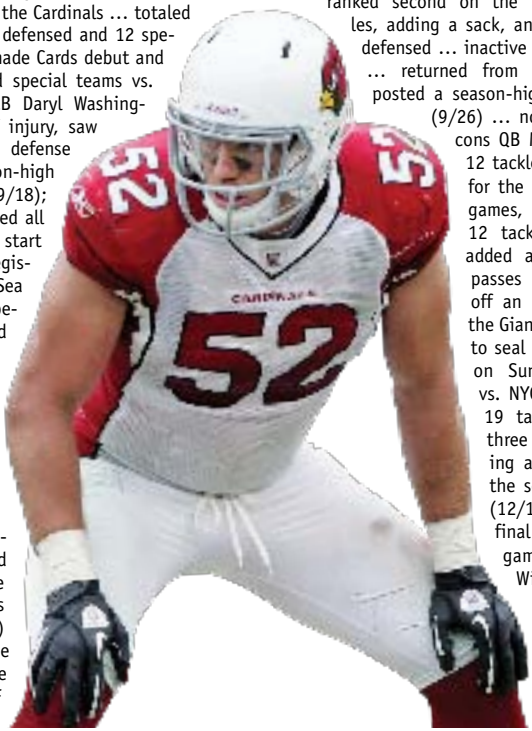

2010: Started all 12 games he appeared in and ranked second on the team with 88 tackles, adding a sack, an INT and five passes defensed … inactive (head) @ Det (9/19) … returned from a head injury, and posted a season-high 14 tackles @ Jax (9/26) … notched a sack of Falcons QB Matt Ryan and added 12 tackles vs. Atl (10/17) … for the second time in three games, totaled a team-high 12 tackles vs. Ind (11/7), added a QB hurry and two passes defensed … picked off an Eli Manning pass on the Giants final offensive play to seal the Eagles 27-17 win on Sunday Night Football vs. NYG (11/21) … totaled 19 tackles over the next three games before suffering a dislocated elbow in the second quarter @ Dal (12/19) and missed the final three regular season games and the Eagles Wild Card playoff game.

2009: Placed on injured reserve (knee) on 9/1.

2008: In his first season as a starter, finished

second on the team with a career-high 151 tackles and led the team with nine tackles for loss … added a sack, an INT, five passes defensed and his first career fumble recovery while starting all 16 games … named to Peter King's (SI.com) All-Pro team at MLB … posted at least 10 tackles in seven games and three games with at least 15 tackles … in a six game span between 10/5 vs. Washington and 11/16 at Cincinnati, totaled 79 tackles and had at least 10 tackles in five of those games … in the season opener, posted 13 tackles, a sack and two passes defensed; dating back to his rookie season in '07, marked the second sack in three games … recovered his first career fumble which led to an Eagles FG @ Chi (9/28) … the following week vs. Was (10/5), recorded a team-high 15 tackles and added a QB hurry … posted his second consecutive game with at least 10 tackles @ SF (10/12), piling up 14 tackles on the day … established a then-career-high with 16 tackles vs. NYG (11/9) only to break that record the following week @ Cin (11/16) when he totaled 17 tackles, two tackles for a loss and a QB hurry; 17 tackles remains a career-high … tipped a Kurt Warner pass that fell into the hands of Joselio Hanson for an INT vs. Ari (11/27); the turnover led to an Eagles TD on the ensuing possession … recorded six tackles and intercepted a Ken Dorsey pass in Browns territory in the fourth quarter of a win vs. Cle (12/15); INT led to a TD on the Eagles next possession … started first career playoff game in a Wild Card win @ Min (1/4/09), totaling eight tackles, a QB hurry and a pass defensed … in the Divisional matchup @ NYG (1/11/09), established a postseason career-high with nine tackles … matched that career-high the following week in the NFC Championship Game @ Ari (1/18/09), totaling nine tackles.

2007: Appeared in all 16 games and made one start as a rookie for the Eagles … finished second on the team with 17 special teams tackles … recorded his first defensive statistics in the third game of the season, totaling three tackles in a win vs. Det (9/23) … had a breakout game in his first career start, recording 10 tackles, a sack and an INT of Drew Brees in a win over NO (12/23); became the first player in Eagles history to register his first career sack and first career INT in his first career start.

COLLEGE:

A three-year starter at SLB for Nebraska, appearing in 43 games (29 starts) and registered 175 tackles, 25 tackles for loss, four sacks, three forced fumbles, four fumble recoveries, and an INT which he returned 43 yards for a TD … as a senior in '06, started all 14 games and led the Cornhuskers in tackles with 76 and also added a sack, three forced fumbles and four fumble recoveries and six tackles for a loss … as a junior in '05, recorded 26 tackles, five tackles for a loss, three sacks and an INT which he returned for a TD in five starts before a knee injury forced him to miss the final seven games … made the move to SLB as a sophomore in '04 and started 10 of 11 games played, finishing second on the team with 67 tackles, 11 tackles for loss and a forced fumble after serving as a reserve DE the previous two season … appeared in 13 games as a freshman DE and totaled six tackles and three tackles for a loss … redshirted as a true freshman.

PERSONAL:

Battled injuries during his prep career at Highland (Salt Lake City, UT) High School, limiting his football action to just his junior season … started in the Highland secondary, saw action at QB, and also returned kicks, helping his team to an 11-2 record and a Class 4A state runner-up finish … also started as a wing on Highland's rugby team that won three straight national championships … younger brother, Thomas, plays safety at Utah … two-time Big 12 Academic Honor Roll selection at Nebraska, earned an Accounting and Finance degree.

BRADLEY CAREER STATS

			Tackles			Sacks		Interceptions							
Year	Team	GP/GS	Solo	Asst	Ttl	Sk	Yds	Int	Yds	Lg	TD	PD	FR	FF	STT
2007	Phi	16/1	12	8	20	1.0	8	1	13	13	0	0	0	0	17
2008	Phi	16/16	88	63	151	1.0	6	1	17	17	0	5	1	0	0
2009	Phi	Injured Reserve – Knee													
2010	Phi	12/12	55	33	88	1.0	8	1	0	0	0	5	0	0	0
2011	Ariz	16/1	17	5	22	0.0	0	0	0	0	0	2	0	0	12
Total		**60/30**	**172**	**109**	**281**	**3.0**	**22**	**3**	**30**	**17**	**0**	**12**	**1**	**0**	**29**

Single Game Highs:

Total Tackles: 17, @ Cincinnati, 11/16/08; **Solo Tackles:** 12, vs. NY Giants, 11/9/08; **Sacks:** 1, three times, last vs. Atlanta, 10/17/10; **Interceptions:** 1, three times, last vs. NY Giants, 11/21/10; **Fumble Recoveries:** 1, @ Chicago, 9/28/08.

BRADLEY POSTSEASON STATS

			Tackles			Sacks		Interceptions							
Year	Team	GP/GS	Solo	Asst	Ttl	Sk	Yds	Int	Yds	Lg	TD	PD	FR	FF	STT
2008	Phi	3/3	17	9	26	0.0	0	0	0	0	0	1	0	0	0
2009	Phi	Injured Reserve – Knee													
2010	Phi	Inactive – Elbow													
Total		**3/3**	**17**	**9**	**26**	**0.0**	**0**	**0**	**0**	**0**	**0**	**1**	**0**	**0**	**0**

Postseason Single Game Highs:

Total Tackles: 9, twice, last @ Arizona, 1/18/09; **Solo Tackles:** 8, @ Arizona, 1/18/09.



JEREMY BRIDGES

73 | TACKLE

HT. 6-5 | WT. 318

COLLEGE
Southern Mississippi

HOMETOWN
McComb, MS

HOW ACQUIRED
FA-09

YEARS NFL | CARDINALS
10 | 6

DOB: April 19, 1980

NOTE CARDS

- A versatile lineman throughout his NFL career, has appeared in 110 games with 55 starts during his first nine seasons. His 55 career starts have come at right tackle (30), right guard (19), left tackle (4) and left guard (2).
- After appearing in 21 games (11 starts) for the Cardinals between 2004-05, returned to Arizona in 2009 after three seasons in Carolina. Since returning to the Cardinals, has appeared in all 48 regular season games (16 starts) and both post-season contests (two starts) in three seasons.

PRO CAREER:

Originally joined the league as Philadelphia's sixth-round selection (185th overall) in the 2003 NFL Draft. After spending all 16 games of 2003 as inactive with the Eagles, was put on waivers and claimed by Arizona on 9/6/04. Released by the Cardinals on 8/31/05 and re-signed with the team on 10/12/05. Released on 9/2/06 and signed with Carolina on 9/12/06 as a free agent. Started 28 of 41 games played in three seasons for the Panthers before being released on 2/25/09. Signed by Washington on 5/6/09 but was released on 9/5/09. Re-signed with Arizona as a free agent on 9/8/09. Signed a three-year contract with the Cardinals on 3/11/10.

2011: Played in all 16 games for the third consecutive season and made five starts at RT … appeared on special teams in each of the first two games: vs. Car (9/11) and @ Was (9/18) … entered the game at LT in the second quarter when Levi Brown left the game with a rib strain @ Sea (9/25) … entered the game at RT in the second quarter and played the entire second half after Brandon Keith left with a knee sprain vs. NYG (10/2) … started at RT @ Min (10/9); marked his first start of the season … appeared on special teams vs. Pit (10/23); marked his 100th career game … played on special teams and saw action at RT in the second half @ Bal (10/30) … entered the game at RT in the first half after Keith left with a knee injury @ Phi (11/13) … entered in the first half at RT after Keith left the game with a head injury @ SF (11/20) … started at RT and helped Cardinals rush for a season-high 268 yards and a TD on 38 attempts (7.1 avg.) @ StL (11/27); marked the highest single-game rushing total for the Cardinals since running for 330 yards at New Orleans on 10/5/80; helped lead the way for RB Beanie Wells to post a franchise-record 228 yards on 27 carries … started at RT vs. Dal (12/4) … entered the game at RT in the first half after Keith left with an ankle injury vs. SF (12/11) … with Keith inactive due to an ankle injury, started at RT @ Cin (12/24) … started at RT and helped the Cardinals rush for 131 yards and a TD on 31 carries vs. Sea (1/1/12).

2010: Played in all 16 games for the second consecutive season, starting the final seven games at RT for the injured Brandon Keith; seven regular season starts marked the most since starting 10 for Carolina in 2007 … appeared on special teams in the season opener @ StL (9/12) … saw time on special teams in the next four games … saw action on special teams and lined up in the backfield as a lead blocker on RB Beanie Wells one-yard TD run that put AZ up 14-7 in the second quarter vs. TB (10/31) … saw time on special teams and reported as an eligible receiver on offense vs. Sea (11/14) … made first start of the season at RT for injured Brandon Keith (knee) @ KC (11/21); blocked for a running game that recorded 101 yards and averaged 5.1 yards per carry … started at RT vs. Den (12/12), helping AZ allow no sacks for the first time in '10 and clearing the way for 211 rushing yards on 34 carries (6.2 avg.)—the highest single game rushing total by AZ since 10/3/04 vs. NO (211 yds.); last time the Cards rushed for over 200 yards and averaged at least 6.0 yards per attempt was on 9/15/02 at Seattle (249 yds. on 35 att.—7.1 yd. avg.) … made seventh consecutive start at RT @ SF (1/2/11); marked 50th career start.

2009: After signing with the Cardinals on 9/8, served as the primary backup G/T and started four of the final five regular season games as well as both post-season contests at LT in place of injured T Mike Gandy (pelvis) … including the regular and postseason, the offense registered over 100 yards rushing in five of his six starts (113 vs. Min, 122 @ Det, 110 vs. StL, 156 vs. GB, 101 @ NO) … played in all 16 regular season games for the first time in his career … filled in at RT during the second quarter for injured starter Levi Brown (sprained ankle) @ Jax (9/20) … saw time on special teams in the next five games … played LT for Gandy who left in the fourth quarter due to a pelvis injury @ Ten (11/29) … registered 40th career start but first at LT in place of the injured Gandy vs. Min (12/6); marked first start for the Cardinals since 1/1/06 @ Ind; held Vikings DE Jared Allen, the NFC's sack leader heading into the game, to zero tackles and zero sacks for the first time in '09 … played in 75th career game, filling in at LT for Gandy who left the game in the third quarter @ SF (12/14) … for the second time in '09, started at LT in place of Gandy (pelvis) and helped the offense total 122 yards rushing @ Det (12/20) … part of line that only

gave up one sack on 33 pass attempts and cleared the way for 156 rushing yards against the NFL's number one ranked rush defense during the regular season in the Wild Card matchup vs. GB (1/10/10); marked the highest rushing total against a GB defense that only gave up 83.3 yards per game … started at LT and helped block for 101 rushing yards on 15 carries @ NO (1/16/10).

2008: Saw action in 14 games with four starts and started the Panthers only postseason game … helped RB DeAngelo Williams finish third in the NFL with 1,515 rushing yards … started vs. KC (10/5) helping Carolina record 205 rushing yards on a season-high 48 attempts, the most rushing yards since a franchise record 242 vs. StL (11/19/06).

2007: Registered 10 starts in 13 games played and helped Carolina rush for at least 114 yards in six of the team's seven wins … part of line that helped establish a season-high 44 rushing attempts for 166 yards vs. SF (12/2) … saw action at RT in place of injured Travelle Wharton @ TB (12/30); helped pave the way for 180 yards rushing and two TDs.

2006: Signed as a free agent by Carolina on 9/12 after being waived by Arizona on 9/2 … set a career-high by starting the final 14 games … part of line that cleared the way for Carolina to rush for over 100 yards in nine games … helped give QB Jake Delhomme enough time to total 365 yards passing @ Bal (10/15) … opened lanes for a team-record 242 rushing yards vs. StL (11/19) and tied a team record with 13 rushing first downs; offense also maintained possession for 41:17, the second highest mark in team history.

2005: Spent training camp with the Cardinals and was released on 8/31 … re-signed with the team on 10/12 … saw action on special teams vs. Ten (10/23), @ Dal (10/30) and vs. Sea (11/6) … released by the team on 11/8 … re-signed on 11/15 … started at RG @ StL (11/20) but suffered an ankle injury … deactivated for the next three games … returned to the field @ Hou (12/18) and started at LG in the final two games of the season vs. Phi (12/24) and @ Ind (1/1/06).

2004: Awarded to the Cardinals off waivers (Phi) on 9/6 following the 53-man cut down … entered the game at RG in the second quarter vs. NO (10/3) and played there through the end of the game … recorded the first start of his career at RG @ SF (10/10) and started at RG for the next six games … DNP @ Det (12/5) and vs. SF (12/12) … saw action on special teams vs. StL (12/19) … returned to RG after LT Leonard Davis left the game due to a knee injury and the offensive line shuffled to compensate @ Sea (12/26) … started at RG in the season finale vs. TB (1/2/05).

2003: Made the Eagles 2003 opening day roster, but was inactive for all 16 regular season games and both postseason contests.

COLLEGE:

A four-year player who started 45 consecutive games for Southern Mississippi after redshirting his freshman year … played both right and left tackle for the Golden Eagles … earned All-Conference USA honors as a senior … opened lanes for RB Derrick Nix to record 1,194 rushing yards, the fourth highest total in school history … started all 11 games as a junior and was a second-team All-Conference USA selection … part of a line that allowed QB Jeff Kelly time to throw for 2,613 yards, the third highest total in school history … as a sophomore started all 12 games including the GMAC Bowl … earned Conference USA All-Freshman honors after starting 10 games for a Southern Miss team that won the Conference USA championship.

PERSONAL:

Graduated from South Pike (McComb, MS) High School, where he earned Pike County Player of the Year honors … earned a degree in Sports Administration from Southern Mississippi … he and his wife, Brenda, have five children, sons James and Joe, and daughters Anaia, Daija, and Sparrow Reign … the youngest of seven children (two brothers, five sisters).

CARDINALS IN THE COMMUNITY

Tackle **Jeremy Bridges** maintained another busy year in the Arizona community in 2011. He hosted the third annual "A Night to Remember" at Brilliant Sky Toys and Books in Phoenix for a group of 100 children. Joined by Cardinals teammates, Bridges was able to provide gifts for the less fortunate during the holiday season while also hosting a party at the store.

Last September, he joined Jay Feely at Desert Vista High School for a Breast Cancer awareness pep rally and to help recognize breast cancer survivors. The Desert Vista football team wore pink jerseys provided by the Cardinals to help recognize Breast Cancer Awareness Month.

He also joined teammates and visited patients at St. Joseph's Hospital to help recognize the team's annual "Teddy Bear Express" event to hand out personalized teddy bears during the holidays. In October of 2010, he joined team personnel at St. Joseph's in recognition of Breast Cancer Awareness month. The group from the Cardinals partnered with the American Cancer Society and assisted in the Patient Navigator program at the hospital.

Bridges was also found throughout the year in the Valley community as a regular participant at the SRP Milk and Cookies program and by helping out at Cardinals kids camps and Gatorade Jr. Training Camps. He also once again participated in the team's Christmas party for 500 children from the Black Family and Child Services agency. The group of Cardinals players provided the children with toys and pizza at the annual holiday party.

BRIDGES CAREER STATS

Year	Team	GP/GS
2003	Phi	0/0
2004	Ariz	14/8
2005	Ariz	7/3
2006	Car	14/14
2007	Car	13/10
2008	Car	14/4
2009	Ariz	16/4
2010	Ariz	16/7
2011	Ariz	16/5
Total		110/55

BRIDGES POSTSEASON STATS

Year	Team	GP/GS
2008	Car	1/1
2009	Ariz	2/2
Total		3/3



LEVI BROWN

75 | TACKLE

HT. 6-6 | WT. 324

COLLEGE
Penn State

HOMETOWN
Norfolk, VA

HOW ACQUIRED
D1/07 (5th)

YEARS NFL | CARDINALS
6 | 6

DOB: March 16, 1984

NOTE CARDS

- Selected by the Cardinals with the fifth overall pick in the 2007 NFL Draft. Signed a five-year contract with the Cardinals as an unrestricted free agent on 3/15/12.
- After spending his first three NFL seasons at right tackle, moved to left tackle in 2010 and has started all 32 regular season games at LT over the last two seasons.
- Has started all 16 games in each of the last four seasons and has a streak of 72 consecutive starts in the regular season dating back to his rookie year in 2007. Also started all six postseason contests in 2008 and '09.
- Joins C Lyle Sendlein as the only two Cardinals offensive linemen to start every game since the beginning of the 2008 season.
- Scored the first TD of his football career, including high school and college, when he picked up a Max Hall fumble and returned it two yards for a TD against the Saints in Week 5 of 2010.
- Named an alternate to the Pro Bowl in 2009 in his third NFL season.
- Member of a line that allowed just 26 sacks in 2009, the second lowest season total by a Cardinals offensive line (24-2007) since sacks became an official statistic in 1982.
- Earned his degree in Labor and Industrial Relations in 3 1/2 years, graduating in December 2005; earned second degree in Psychology in December 2006.

PRO CAREER:

The Cardinals first pick in the 2007 NFL Draft (5th overall), signed a five-year contract with Arizona on 3/15/12 a free agent.

2011: Started all 16 games for the fourth straight season; one of two offensive linemen (Lyle Sendlein) to start every game for the Cardinals since the 2008 season opener … started at LT vs. Car (9/11) and was part of line that helped the Cardinals rush for 99 yards and a TD on 25 carries … helped Cardinals rush for 93 yards and a TD on 15 carries (6.2 avg.) @ Was (9/18) … started at LT @ Sea (9/25); left the game in the second quarter with a rib strain but returned later in the game … helped the Cardinals rush for 156 yards and a season-high three TDs on 32 carries vs. NYG (10/2) … started at LT @ Phi (11/13) … part of line that helped lead the Cardinals to a season-high 268 rushing yards and a TD on 38 carries (7.1 avg.) @ StL (11/27); marked the highest single-game rushing total for the Cardinals since running for 330 yards at New Orleans on 10/5/80; helped clear the way for RB Beanie Wells to run for a franchise-record 228 yards on 27 attempts … helped Cardinals rush for 103 yards and a TD on 25 carries vs. Dal (12/4) … made his

70th consecutive regular season start vs. Cle (12/18) … helped lead Cardinals to 131 rushing yards and a TD on 31 carries in the season finale vs. Sea (1/1).

2010: After moving from RT to LT in the offseason, started all 16 games … part of line that cleared the way for 112 rushing yards and a TD on 21 carries (5.3 avg.) in the season opener @ StL (9/12) … helped the Cards rack up 118 rushing yards on 13 carries (9.1 avg.) @ Atl (9/19) … blocked for a rushing attack that totaled over 100 yards (119) vs. Oak (9/26); was the first time since 1988 that Arizona rushed for over 100 yards in each of their first three regular season games … played in 50th career game and advanced a QB Max Hall fumble two yards for a TD vs. NO (10/10); marked first career TD … made 50th consecutive start @ KC (11/21) and helped AZ rush for 101 yards while averaging 5.1 yards per carry … helped clear the way for 105 rushing yards on 19 carries (5.5 avg.) vs. StL (12/5) … member of an o-line that allowed no sacks for the first time in '10 and blocked for a rushing attack that totaled 211 yards on 34 carries (6.2) vs. Den (12/12); marked the highest single game rushing total by AZ since 10/3/04 vs. NO (211 yds.) … made 56th consecutive regular season start @ SF (1/2/11).

2009: Selected as an alternate for the Pro Bowl after starting all 16 games and both postseason contests at RT … part of an offensive line that blocked for 1,494 rushing yards, the most by a Cardinals team since 2004 (1,668), and averaged 4.1 yards per carry, the highest by Arizona since 2002 (4.4) … missed time during the second quarter with a sprained ankle but returned @ Jax (9/20); part of line that did not allow a sack for the first time in '09 … helped offense possess the ball for 42:50 @ Sea (10/18), marking the first time since 12/18/94 (41:31 vs. Cin) that Arizona held the ball for at least 40:00 … part of line that cleared the way for 182 yards rushing @ Chi (11/8) … despite 38 pass attempts, did not allow sack for the second time in '09 vs. Sea (11/15) … helped block for 183 rushing yards on 30 carries @ StL (11/22); marked the most rushing yards by the Cardinals since 10/3/04 vs. NO (211 yards); 487 rushing yards over the last three games was the highest three-game total in a season since the Cardinals rushed for 494 yards in games 10-12 in 1990 (161, 201, 132 yards) … part of line that didn't allow a sack and cleared the way for 113 rushing yards vs. Min (12/6); broke Vikings streak of recording at least one sack in 23 consecutive games; marked the sixth time in '09 (all wins) and the fourth time in the last five games the line allowed one or fewer sacks … part of line that did not allow a sack for the fourth time in the '09 regular season finale vs. GB (1/3/10) … helped clear the way for 156 rushing yards against the NFLs number one ranked rush defense during the regular season vs. GB (1/10/10) in the Wild Card matchup; marked the highest rushing total against a GB defense that only gave up 83.3 yards per game … for the second straight week helped o-line give up only one sack and block for over 100 yards rushing (101) @ NO (1/16/10) in the Divisional game.

2008: Started all 16 games as well as all four postseason games and was part of an offensive line that had the same five starters for all 20 games … started at RT in the season opener @ SF (9/7); helped Edgerrin James collect 100 yards on 26 carries … started at RT vs. Mia (9/14) and suffered a knee injury but returned to the game … member of line that did not allow a sack for the first time on the season vs. Buf (10/5); helped clear the way for Arizona to record three rushing TDs in back-to-back weeks (@ NYJ, vs. Buf) for the first time since 1979 … for the second time in '08 was part of line that did not allow a sack despite 42 pass attempts vs. SF (11/10) … helped clear the way for James to register his 57th career 100-yard game and eighth as a Cardinal in the season finale vs. Sea (12/28) … started first career playoff game and was part of a line that allowed zero sacks vs. Atl (1/3/09); including the regular season it marked the fourth time they had allowed zero sacks … helped the Cardinals run the ball a season-high 43 times for 145 yards and control the ball for a season-best 39:49 in the Divisional

CARDINALS IN THE COMMUNITY

Tackle **Levi Brown's** impact in the community was evident this past year as he was very visible throughout the Valley at various charitable appearances.

Once again, he joined Cardinals teammates and participated in "Pros vs. G.I. Joes," where Cardinals players competed in video games with Arizona soldiers who are based in Iraq and Kuwait as part of a program set up through the USO. He and his wife, Lynnette, joined other players and their wives at the Phoenix Ronald McDonald House last December for a "Light the House" holiday party to help spread holiday cheer. The group provided the families at the house with dinner, drinks and dessert while also passing out stockings to the children.

He previously joined Cardinals Owner Bill Bidwill and President Michael Bidwill at the Salvation Army Kroc Community Center in November of 2010 for a field groundbreaking on behalf of the NFL's Grassroots program. Brown also joined Cardinals teammates and the Bidwills to serve dinner to the less fortunate at the Phoenix Rescue Mission as part of the team's annual "Feed the Hungry" event that same year.

Brown stays busy during the season as a regular participant at the SRP Milk and Cookies program and by helping out at Cardinals kids camps around the Valley. He previously visited 30 teenagers at the UMO New Day Shelter and spoke to the group about the importance of education. Brown joined teammates and visited the Wellness Community Center to help support teenagers that are struggling with cancer. The program is funded by Cardinals Charities and the teenagers gather once a month to play video games and take part in other activities.

A FIRST FOR LEVI

When LT **Levi Brown** scooped up a Max Hall fumble in the second quarter against the Saints in Week 5 of '10 and took it two yards for a TD, it marked Brown's first career TD. It was the first TD Brown had ever scored, including high school and college play.

With the recovery and TD, Brown became the first Cardinals offensive lineman to score a TD since Reggie Wells recovered an Edgerrin James fumble in the endzone at St. Louis on 10/7/07.

With Brown's TD against the Saints, he joined Wells as the only two linemen to score TDs for the Cardinals dating back to 10/21/90 at NY Giants when T Luis Sharpe caught a one-yard pass from Timm Rosenbach.

Playoff win @ Car (1/10/09) ... helped team register 102 rushing yards in the NFC Championship Game vs. Phi (1/18/09).

2007: Started 11 of 13 games played at RT, missing three contests due to an ankle injury suffered in week three ... started first NFL game in season opener @ SF (9/10) and helped Arizona rack up 161 rushing yards on 38 carries ... helped James to 128 yards on 24 carries as well as not allowing a sack in the home opener vs. Sea (9/16) ... suffered an ankle injury midway through the second quarter and did not return @ Bal (9/23) ... inactive (ankle) for the next three games ... stepped in at LT when Mike Gandy left with a calf injury in the third quarter @ Was (10/21) ... saw action at RT in the fourth quarter when starter Elton Brown went out with a knee injury @ TB (11/4) ... made first start since week three vs. Det (11/11) and helped lead the longest TD drive of the season (15 plays, 90 yards) ... started vs. SF (11/25) and helped the offense rack up 552 total yards, the most by a Cardinals offense since 1949 (Chicago Cardinals, 572 yards, 11/13) ... started vs. Cle (12/2) and helped not allow a sack for the third time this season (only happened once in 2006) while helping James to his second 100+ yard rushing performance of the year ... helped James eclipse 1,000-yards on the season @ NO (12/16) becoming only the second Cardinal RB to record back-to-back 1,000-yard rushing seasons (Ottis Anderson 1983 and 1984) ... started vs. StL (12/30) and assisted in helping offense score the most points (48) in a game since 10/23/1977 (49-31 vs. NO); part of line that did not allow a sack for the final two games and a total of five times in 2007, in which the Cardinals went 4-1.

COLLEGE:

Originally recruited at Penn State as a defensive lineman, he went on to become a two-time All-American and one of the most dominant offensive linemen in the country after converting to offensive tackle during his freshman season ... started 11 games at LT, sitting out the Northwestern and Minnesota contests after he injured his knee ... as a junior, was instrumental in helping Penn State lead the Big Ten in scoring (35.2 ppg) and rank second in rushing (233.1 ypg) ... started all 12 games at LT, participating in a career-high 869 plays ... allowed only one QB sack and was penalized just twice ... started nine games at LT and the Iowa game at RT as a sophomore, helping pave the way for 300 yards or more of offense in five games ... as a freshman, was listed as a starting DT in spring drills, but the coaching staff shifted him to the offensive line in fall camp ... redshirted as a freshman, competing on the scout team as a DT.

PERSONAL:

Attended Granby (Norfolk, VA) High School where he was a standout two-way lineman ... selected first-team All-Tidewater and second-team All-State on both offense and defense by the Virginia High School Coaches Association ... played in the U.S. Army All-American game ... during his junior season, he recorded 102 of his 189 career tackles ... helped lead his team to an 8-2 mark as a senior by recording six sacks, four forced fumbles and 22 stops for losses ... earned his degree in Labor and Industrial Relations in 3 1/2 years, graduating in December 2005 ... earned his second degree, in Psychology, in December 2006, becoming one of six members of the 2006 Penn State football squad that graduated by May of 2006.

BROWN CAREER STATS

Year	Team	GP/GS
2007	Ariz	13/11
2008	Ariz	16/16
2009	Ariz	16/16
2010	Ariz	16/16
2011	Ariz	16/16
Total		**77/75**

BROWN POSTSEASON STATS

Year	Team	GP/GS
2008	Ariz	4/4
2009	Ariz	2/2
Total		**6/6**

CREZDON BUTLER

22 | CORNERBACK

HT. 6-0 | WT. 191
COLLEGE Clemson
HOMETOWN Asheville, NC
HOW ACQUIRED WV-11 (Steelers)
YEARS NFL 3 | CARDINALS 2
DOB: May 26, 1987

PRO CAREER:

Originally drafted by Pittsburgh in the fifth round (164th overall) of the 2010 NFL Draft. Waived by Pittsburgh on 9/3/11 and claimed off waivers by Arizona on 9/4/11.

2011: After being claimed off waivers on 9/4, played in one game before suffering a season-ending ankle injury … made debut with the Cardinals and played on special teams vs. Car (9/11) … inactive due to an ankle injury @ Was (9/18) … placed on injured reserve (ankle) on 9/20.

2010: Played in four regular season games on special teams as a rookie with Pittsburgh … finished the season with three special teams tackles … inactive for the first eight games of the season … made his NFL debut and had one special teams tackle vs. NE (11/14) … had two special teams tackles vs. Cin (12/12) … active vs. NYJ (12/19) and vs. Car (12/23) … inactive for all three postseason games including Super Bowl XLV.

COLLEGE:

Three-year starter at cornerback for Clemson … part of a defense that ranked in the top 15 in the nation in pass defense all three years he was a starter … finished his career with 40 consecutive starts, the second-longest streak in Clemson history for a CB … tied for second in school history with 243 career INT return yards … at the end of his career, was tied for third among active ACC players with 11 career INTs … played in four bowl games, starting three of them … honorable mention All-ACC as a senior … had 36 tackles, one INT, one sack and 10 passes defensed … named to preseason Thorpe Award watch list … recorded 52 tackles as a junior in '08 … ranked third in the ACC in tackles among starting defensive backs … totaled 142 INT return yards, highlighted by a 63-yard return against Nebraska in the Gator Bowl … posted 61 tackles and had three INTs as a sophomore … tied for the team lead with three INTs as a freshman … named first-team freshman All-ACC by The Sporting News.

PERSONAL:

Attended Asheville (NC) High School … earned first-team All-State honors and was a three-time all-conference pick … ranked No. 14 CB in the nation by Rivals.com … Shrine Bowl selection … also played QB … all-time leading rusher at high school with 5,030 career yards … had 60 rushing TDs and 12 INTs in his career … had 62 tackles and seven INTs as a senior … also rushed for 1,435 yards and 16 TDs and threw for 750 yards and five TDs … led team to AAA state title and was named MVP of the state title game … also ran track … Sociology major at Clemson.

BUTLER CAREER STATS

			Tackles			Sacks		Interceptions							
Year	Team	GP/GS	Solo	Asst	Ttl	Sk	Yds	Int	Yds	Lg	TD	PD	FR	FF	STT
2010	Pit	4/0	0	0	0	0.0	0	0	0	0	0	0	0	0	3
2011	Ariz	1/0	0	0	0	0.0	0	0	0	0	0	0	0	0	0
Total		**5/0**	**0**	**0**	**0**	**0.0**	**0**	**0**	**0**	**0**	**0**	**0**	**0**	**0**	**3**

CARDINALS DELIVER "BASKETS OF HOPE" TO PHOENIX CHILDREN'S HOSPITAL

Cardinals linebacker Paris Lenon, long snapper Mike Leach, wide receiver Andre Roberts, and defensive tackle Ricky Lumpkin led a group from the Cardinals that delivered 200 gift baskets to children at Phoenix Children's Hospital in February as part of the "Basket of Hope" program.

The program delivers thousands of baskets to hospitals and Ronald McDonald Houses around the country each year. The baskets are given to the children and contain age-appropriate toys, games, crafts, movies, pre-loaded MP3 players, and gift certificates to Prestige Portraits.

The mission of the "Basket of Hope" organization is to give hope to newly diagnosed children and their families affected by cancer or other serious illnesses, primarily by the delivery of a Basket of Hope filled with inspirational materials to nourish them mentally, emotionally, and spiritually.

CALAIS CAMPBELL

93 | DEFENSIVE END

HT. 6-8 | WT. 300

COLLEGE
Miami (FL)

HOMETOWN
Aurora, CO

HOW ACQUIRED
D2/08 (50th)

YEARS NFL | CARDINALS
5 | 5

DOB: September 1, 1986

NOTE CARDS

- The Cardinals second-round selection was taken with the 50th overall pick in '08 after leaving Miami (FL) following his junior season.
- Designated as the team's franchise player before agreeing to a five-year contract on 5/10/12 that will keep him in Arizona through the 2016 season.
- Named to the USA Today All-Joe team in both 2009 and 2011 as a defensive end.
- Named the Arizona Cardinals/Walter Payton NFL Man of the Year and was one of 32 players to qualify for the league's national 2011 "Walter Payton NFL Man of the Year Award," recognizing his off-the-field community service as well as his playing excellence.
- For the third consecutive season, led the Cardinals with a career high 8.0 sacks in 2011. Led the team with 6.0 sacks in '10 and tied Darnell Dockett for the team lead with 7.0 in '09.
- Started all 16 games in 2011 and established career-highs with 73 tackles, 8.0 sacks, 11 tackles for loss, 11 passes defensed, two forced fumbles, a fumble recovery and three blocked FGs.
- His three blocked FGs tied Seattle's Red Bryant for the NFL lead in '11 and helped give the Cards an NFL-high five blocked FGs on the season. Three blocked FGAs in '11 gave him five blocked FGAs for his career.
- With 11 passes defensed in 2011, he more than doubled his previous single-season high (5, 2009) and tied Carolina DE Greg Hardy for the NFL lead among defensive linemen.
- In his three seasons as a starter (2009-11), has recorded 13.0 sacks in 17 games against opponents from the NFC West.
- Earned NFC Special Teams Player of the Week after blocking a Jacksonville FG attempt in the second quarter that was recovered by Antrel Rolle and returned 83 yards for a TD in Week 2 of the 2009 season.
- Following the 2008 season, attended the NFL Business Management and Entrepreneurial Program at the Harvard Business School. During the 2011 offseason, interned with actor/comedian Will Ferrell at Funny or Die.com. During the 2012 offseason, was one of 20 current and former NFL players who took part in the first NFL Pro Hollywood Boot Camp at Universal Studios.
- At 6-8, Campbell was the tallest lineman ever to suit up for the Hurricanes and was the tallest defensive lineman in the 2008 draft.

PRO CAREER:

The Cardinals second-round selection (50th overall) in the 2008 NFL Draft has appeared in 63 of 64 possible regular games in his first four seasons (46 starts) and all six postseason games. Given the franchise designation on 3/2/12 before agreeing to a five-year contract on 5/10/12.

2011: Started all 16 games for the first time in his career and posted career highs with 73 tackles, a team-leading 8.0 sacks, two forced fumbles, and 11 passes defensed ... also had a fumble recovery, his first career INT, and was second on the team with 16 QB hits and 11 tackles for loss ... added a career-high three blocked FGAs, helping the Cardinals record an NFL-best five blocked FGAs on the season; three blocked FGAs tied Seattle's Red Bryant for the most in the NFL in 2011 ... registered four tackles and one pass defensed in the season opener vs. Car (9/11) ... recorded third career blocked FG, blocking Graham Gano's 30-yard attempt in the second quarter @ Was (9/18); led d-line with four tackles and had two passes defensed and two QB hits ... registered a career-high 2.5 sacks @ Sea (9/25); marked his third consecutive game against Seattle with a sack; also posted a team-high 10 tackles and four QB hits; marked the second time in his career he recorded double-digit tackles in a game ... forced a fumble by Ahmad Bradshaw on first drive of the game vs. NYG (10/2); led d-line with six unassisted tackles, including a tackle for loss ... led the d-line with five tackles, including one for loss @ Min (10/9) ... split a sack with LB Paris Lenon in the second quarter @ Bal (10/30); also added six tackles and two QB hits ... blocked Josh Brown's potential game-winning 42-yard FGA on the final play of regulation vs. StL (11/6), his second blocked FG of the season and fourth of his career; led the d-line with six tackles, including two for loss, and had a team-

high two sacks and three QB hits ... recorded his first career INT @ Phi (11/13), picking off Michael Vick in the third quarter with the Eagles leading 14-7 and driving inside the AZ 20; also had two unassisted tackles and two passes defensed ... recorded the fifth blocked FG of his career and third of the season @ SF (11/20), blocking David Akers 46-yard attempt on the 49ers opening drive of the game; added four unassisted tackles, a pass defensed and a QB hit ... recorded a sack vs. Dal (12/4), one of a season-best five sacks in the game for the Cardinals; totaled four tackles, including one for loss, one pass defensed, and one QB hit; final tackle was 200th of his career ... equaled his career high with his seventh sack of the season vs. SF (12/11), helping the Cardinals to record five sacks for the second straight game; marked his 20th career sack; had two passes defensed, including batting down Alex Smith's pass on 3rd-n-1 on the 49ers final drive; totaled three tackles, including one for loss, and had one QB pressure ... recovered Seneca Wallace's fumble at the 5-yard line to set up the game-tying FG in the fourth quarter vs. Cle (12/18); led the d-line with four tackles ... recorded his career-best eighth sack of the season, taking down Andy Dalton in the second quarter @ Cin (12/24); forced a Cedric Benson fumble in the fourth quarter that Kerry Rhodes recovered; totaled seven tackles, including one for loss, two passes defensed and one QB hit ... had one solo tackle and one QB hit vs. Sea (1/1/12), before leaving the game in the second half with an ankle injury.

2010: Started 15 games for the second consecutive season, missing one game with an ankle injury ... registered 64 tackles and a team-leading six sacks ... started the season opener and registered three tackles, one sack, one pass defensed and a team-high two QB hits @ StL (9/12) ... led the d-line with five unassisted tackles @ Atl (9/19) ... for the second straight week registered five tackles vs. Oak (9/26) and was part of a defense that held Oakland to one TD in five trips in the red zone ... registered one sack and five tackles @ Sea (10/24) ... led AZ d-line with six tackles, two tackles for loss, one QB hit and a sack vs. Sea (11/14) ... inactive (ankle) vs. SF (11/29); marked first game missed of his career; had played in 48 consecutive games including the postseason ... despite being limited in practice all week (ankle), returned to the starting lineup and recorded one sack, two tackles and one pass defensed vs. StL (12/5) ... registered first career fumble recovery vs. Den (12/12); recovery led to a FG to make it 22-3 early in the fourth quarter ... led defense with a career-high 11 tackles (nine solo), four tackles for loss, one QB hit and one sack vs. Car (12/19) ... totaled two sacks, four tackles, one QB pressure and one QB hit vs. Dal (12/25).

2009: In his second NFL season, totaled 53 tackles, seven sacks, five passes defensed, and two blocked FGs while starting 15 of 16 regular season games played and one of two postseason games ... in first career start, tied for the team-lead with seven tackles, while also recording one QB

THREE MORE BLOCKS FOR THE BIG MAN

DE **Calais Campbell**, the Cardinals tallest defender at 6-8, tied Seattle's Red Bryant for the NFL lead with three blocked FGs in 2011. Campbell has now blocked five FGAs in his career.

Campbell's FG Blocks in 2011

11/20 at San Francisco

With the game still scoreless in the first quarter, Campbell got a hand on K David Akers' 46-yard FG attempt. It was the third block of the season for Campbell and second in three games.

11/6 vs. St. Louis

With the game tied 13-13 and the Rams attempting a game-winning 42-yard FG with just four seconds remaining in regulation, Campbell blocked K Josh Brown's attempt, sending the game into OT where the Cardinals won on a Patrick Peterson punt return.

9/18 at Washington

Campbell's first FG block of the season came with Arizona down 10-7 in the second quarter against the Redskins. K Graham Gano's 30-yard attempt near the end of the half was blocked by Campbell, keeping the Cards within three.

In addition to his three blocked FGAs in 2011, Campbell blocked two FGAs during the 2009 season, one at Jacksonville on 9/20 and one vs. Houston on 10/11.

TAKING DOWN THE DIVISION

DE **Calais Campbell** has feasted on quarterbacks within the NFC West during his three seasons as a starter, recording 13.0 sacks against teams from the division.

Campbell's Sacks By Opponent

Team	Sacks	G
Seattle	6.0	8
St. Louis	5.0	8
San Francisco	2.0	7

Campbell posted 5.5 sacks against teams from the NFC West in 2011, including a career-high 2.5 sacks against the Seahawks in the Week 3 meeting at Seattle.

Opponent Sacks By Season

Team	2011	2010	2009
Seattle	2.5	2.0	1.5
St. Louis	2.0	2.0	1.0
San Francisco	1.0	0.0	1.0

Recent Success

Vs. Seattle – 6.0 sacks in the last six games
Vs. St. Louis – 5.0 sacks in the last five games

pressure and one QB hit vs. SF (9/13) ... blocked first career FG and registered first half-sack of career @ Jax (9/20); blocked FG was returned 83 yards for a TD by Antrel Rolle, putting Arizona up 17-3 in the second quarter; named NFC Special Teams Player of the Week for the first time in his career ... came up big again on special teams, blocking a 35-yard Kris Brown FG and making a TD saving tackle at the AZ 31-yard-line after a 62-yard punt return by Jacoby Jones vs. Hou (9/27); following Jones punt return, helped defense stop the Texans on four straight downs, including the last three where they only needed one-yard for a first down; also part of the goal line stand that stopped the Texans from scoring on three straight plays in the final two minutes ... registered 1.5 sacks @ Sea (10/18) ... recorded one sack and led the defensive line with two passes defensed @ NYG (10/25); deflected an Eli Manning pass that was picked off by Adrian Wilson at the Giants 24-yard line ... led team with eight tackles, including two tackles for loss vs. Car (11/1) ... recorded first forced fumble of the season and one QB hit @ StL (11/22) ... did not start for the first time all season as the Cardinals opened the game with six DBs, but tied for the lead among defensive linemen with four tackles, one tackle for loss and one sack vs. Min (12/6); sack forced Minnesota into a 3rd-and-24 which resulted in an INT on the following play in the third quarter ... registered five tackles, one tackle for loss, one QB hit, and one sack @ SF (12/14) ... had three tackles, one tackle for loss, one QB hit and one sack vs. StL (12/27) ... registered two tackles before leaving the game in the fourth quarter with a thumb injury in the regular season finale vs. GB (1/3/10) ... played with thumb injury that required a cast and recorded two tackles and one QB hit vs. GB (1/10/10) in the Wild Card contest ... continued to play with a cast on his injured thumb and led the defensive line with three solo tackles and one QB hit @ NO (1/16/10) in the Divisional matchup.

2008: As a rookie, played in all 16 regular season games and four postseason games (including the Super Bowl) as a reserve DE and special teams contributor, finishing fourth on the team with 16 special teams tackles during the regular season ... collected first career tackle in NFL debut @ SF (9/7) ... in just seven plays on defense registered three solo tackles as well as first career special teams tackle vs. Mia (9/14) ... in just 16 plays on defense, registered three tackles, one QB pressure and first career forced fumble vs. Dal (10/12) ... returned one kickoff 16 yards and recorded two tackles on nine defensive plays @ Car (10/26) ... registered a career-high three special teams tackles @ StL (11/2) ... recorded season-high four tackles and one tackle for loss @ NE (12/21) ... played in first career playoff game vs. Atl (1/3/09) ... had first career pass defensed @ Car (1/10/09) ... recorded one tackle and one special teams tackle in each of the four postseason games and his four special teams tackles tied for the team-high in the postseason.

COLLEGE:

Played in 36 career games with the Hurricanes (25 starts) before entering the NFL Draft following his junior season ... finished his career with 158 tackles, 19.5 sacks, 39 tackles for a loss, and 30 QB pressures ... two-time All-ACC selection ... started all 12 games at right DE as a junior, finishing the season with 50 tackles and a team-high 12 tackles for a loss ... recorded six sacks and 19 QB pressures while forcing two fumbles, recovering two fumbles and recording his first career INT ... started 12 of 13 games at right DE as a sophomore and was named the team's MVP ... ranked second on the team with 10.5 sacks and led the ACC with

20 tackles for loss (fourth best in the nation) ... added a team-high 16 QB pressures and three fumble recoveries while totaling 80 tackles, six behind team leader Brandon Meriweather ... had a streak of seven consecutive games with at least one sack, the second-longest streak in school history ... appeared in all 12 games with one start as a freshman, totaling 35 tackles, 2.5 sacks, eight QB pressures and 5.5 tackles for a loss.

PERSONAL:

First name pronounced "cuh-LAY-us" ... attended South (Aurora, CO) High School and was a two-time All-State pick as a DE as a junior and senior while also playing TE as a senior ... established a state record with 58 sacks over his four seasons with 38 of those coming in his final two seasons ... as a senior, recorded 19 sacks, 188 tackles and two INTs on defense and added 38 receptions for 412 yards and four TDs as a TE ... as a junior, recorded five TDs off of blocked kicks and fumble recoveries ... an all-around athlete, also garnered All-State accolades in basketball as a junior and competed in track and field, qualifying for the state meet in both discus and shot put in 2003 ... younger brother, Jared, was a SS at Miami (FL) and spent time with the Cardinals in training camp in 2011 ... other brothers played college football as well; his older brother Ciare was a DB at Colorado State from 2004-05 and his brother Raj played football at Butte and Orange County Junior Colleges and was a receiver at Adams State ... Sociology major at Miami.

CARDINALS IN THE COMMUNITY

Defensive end **Calais Campbell** donated a lot of time and energy to the Arizona community in his fourth season with the Cardinals. The Cardinals 2011 NFL Walter Payton "Man of the Year," Campbell has made it his mission to give back to the Arizona community through team events and through his foundation work. That included donating game tickets to groups from the De Colores Shelter and from Galveston Elementary School this past season.

In 2010, he founded the "CRC Foundation," named after his late father, Charles. The foundation is committed to the enhancement of the community by teaching life skills to assist with the development of young people. Through sports, the enrichment of creative talents, vocational skills, guidance of positive financial skills, and quality health and nutrition, the foundation seeks to empower and provide self-awareness for future leaders. He hosted his 25th birthday party with Cardinals teammates last September at Fleming's Steakhouse to benefit his foundation and raise money through a silent and live auction.

He joined teammate Sam Acho to travel to Nigeria this past summer to serve on a medical mission through Acho's Living Hope foundation. The group brought doctors, nurses, surgeons, and dentists to give free medical care to people in need.

Campbell partnered with United Way and the NFL as the Cardinals spokesperson to help recruit volunteers to promote reading and the importance of education. He also represented the team at Jefferson Elementary School last November and led students in fitness activities as part of the NFL's Play 60 program. Jefferson was selected as a Super School and won a $10,000 grant from the NFL for health and wellness programming and equipment. The Play 60 program helps to promote at least 60 minutes of physical activity per day to combat childhood obesity.

At Christmas time, Campbell, along with his Cardinals teammates, once again hosted his "Shop with a Jock" at Wal-Mart to shop with 50 children from the UMOM New Day Center. The second annual event provided homeless children from the Phoenix area with a $100 shopping spree along with food and games. He also participated in the team's annual Christmas party for 500 children from the Black Family and Child Services agency. Campbell joined teammates to provide the children with toys and pizza at the holiday party.

Charles Richard Campbell
FOUNDATION

Previously, Campbell joined representatives from Albertsons and distributed 50 meals to current and former residents of the Chicanos Por La Causa shelter during Thanksgiving of 2010. The CLPC shelter provides safe, temporary housing for women and their children who have been forced to leave their homes due to domestic violence. He also distributed 40 turkey dinners to families in the Chandler school district at Hamilton High School and Hancock Elementary to help brighten the holidays of those in need that same year.

Campbell also served as a keynote speaker for the 2010 Spotlight Dinner through the Chandler Youth Football League. The dinner recognized student athletes earning scholarships to four year colleges and universities.

For more information about Campbell's foundation, visit http://thecrcfoundation.org/about-calais-campbell/

CAMPBELL CAREER STATS

			Tackles			Sacks		Interceptions							
Year	Team	GP/GS	Solo	Asst	Ttl	Sk	Yds	Int	Yds	Lg	TD	PD	FR	FF	STT
2008	Ariz	16/0	21	4	25	0.0	0	0	0	0	0	0	0	1	16
2009	Ariz	16/15	36	17	53	7.0	62	0	0	0	0	5	0	1	1
2010	Ariz	15/15	47	17	64	6.0	49	0	0	0	0	2	1	0	0
2011	Ariz	16/16	51	22	73	8.0	64	1	0	0	0	11	1	2	0
Total		**63/46**	**155**	**60**	**215**	**21.0**	**175**	**1**	**0**	**0**	**0**	**18**	**2**	**4**	**17**

Single Game Highs:

Total Tackles: 11, @ Carolina, 12/19/10; **Solo Tackles:** 9, @ Carolina, 12/19/10; **Forced Fumbles:** 1, four times, last @ Cincinnati, 12/24/11; **Fumble Recoveries:** 1, twice, last vs. Cleveland, 12/18/11; **Sacks:** 2.5, @ Seattle, 9/25/11; **Interceptions:** 1, @ Philadelphia, 11/13/11.

Additional Statistics:

Blocked Field Goals: Career: 5; 1, @ San Francisco, 11/20/11; 1, vs. St. Louis, 11/6/11; 1, @ Washington, 9/18/11; 1, vs. Houston 10/11/09; 1, @ Jacksonville 9/20/09; **Kickoff Returns:** 2008: 2-16.

CAMPBELL POSTSEASON STATS

			Tackles			Sacks		Interceptions							
Year	Team	GP/GS	Solo	Asst	Ttl	Sk	Yds	Int	Yds	Lg	TD	PD	FR	FF	STT
2008	Ariz	4/0	3	1	4	0.0	0	0	0	0	0	1	0	0	4
2009	Ariz	2/1	5	0	5	0.0	0	0	0	0	0	0	0	0	0
Total		**6/1**	**8**	**1**	**9**	**0.0**	**0**	**0**	**0**	**0**	**0**	**1**	**0**	**0**	**4**



DAVID CARTER

79 | DEFENSIVE TACKLE

HT. 6-5 | WT. 300

COLLEGE
UCLA

HOMETOWN
Fontana, CA

HOW ACQUIRED
D6b/11 (184th)

YEARS NFL | CARDINALS
2 | 2

DOB: December 10, 1987

NOTE CARDS

- One of three Cardinals rookies (CB Patrick Peterson, LB Sam Acho) to appear in all 16 games in 2011. Totaled 16 tackles, a sack, three passes defensed and a forced fumble during his inaugural season in the NFL.
- Posted his biggest game of the season in Week 4 against the eventual Super Bowl XLVI champion NY Giants, recording his first sack and forcing a fumble by QB Eli Manning that led to a Cardinals TD in the third quarter. Also added a career-high three tackles in the performance.
- Both David, and his brother, Chris, were selected in the 2011 NFL Draft. David was taken by the Cardinals in the sixth round with the 184th overall selection. Chris was drafted by Pittsburgh in the fifth round (162nd overall), 22 draft slots ahead of David. The brothers faced off in Week 7 of the '11 season when the Steelers visited University of Phoenix Stadium.

PRO CAREER:

Selected by the Cardinals in the sixth-round (184th overall) of the 2011 NFL Draft and appeared in all 16 games as a rookie.

2011: Played in all 16 games and had 16 tackles, three passes defensed, a sack, and a forced fumble during his rookie season … recorded a tackle for loss in first career game vs. Car (9/11) … had one unassisted tackle @ Was (9/18) … registered one tackle, one QB pressure, and one QB hit @ Sea (9/25) … posted his first career sack, forcing a fumble by QB Eli Manning that led to a Cardinals TD in the third quarter vs. NYG (10/2); also had a career-high three tackles … finished with one solo tackle and his first career pass defensed @ Bal (10/30) … had one pass defensed and one QB pressure vs. StL (11/6) … posted a tackle for loss @ SF (11/20) … tied his career high with three tackles vs. SF (12/11) … collected two tackles, including one for loss vs. Cle (12/18) … recorded two tackles @ Cin (12/24).

COLLEGE:

Played in 40 games (12 starts) during his four seasons at UCLA and had 66 tackles, 6.5 sacks, 11 tackles for loss, a forced fumble and five passes defensed … defensive recipient of the Bruins Kenneth S. Washington Award as the team's most outstanding senior in 2010 after starting all 12 games and ranking sixth on the team with 41 tackles (27 solos) … added 3.5 sacks, five tackles for loss, two passes defensed and a forced fumble … as a junior in '09, was co-recipient of UCLA's Captain Don Brown Memorial Award (most improved player) after playing in all 13 games as a reserve DT … registered nine tackles (five solos), adding two sacks for minus 17 yards … played in all 12 games as a reserve DT as a sophomore in '08, registering 13 tackles (eight solos), a tackle for loss and a QB pressure … played in three games as a reserve DT as a freshman in '07… totaled three tackles (two solos), a sack and 1.5 tackles for loss … redshirted in '06.

PERSONAL:

Attended Henry J. Kaiser (Fontana, CA) High School and was a first-team All-San Bernardino County selection by the Riverside Press-Enterprise … earned all-league honors as a senior DE while registering 69 tackles with seven sacks and nine passes defensed … served as a team captain and led his team to a 10-3 overall record in 2005 … a three-star prospect by Rivals.com, who ranked him as the 39th-best strong-side DE in the country and the 68th overall recruit in the state of California … also lettered in track and field and was a member of his high school's debate team … History major at UCLA … brother, Chris, was drafted in the fifth round (162nd overall) by the Pittsburgh Steelers after playing DE at Fresno State (2007-10).

CARTER CAREER STATS

			Tackles			Sacks		Interceptions							
Year	Team	GP/GS	Solo	Asst	Ttl	Sk	Yds	Int	Yds	Lg	TD	PD	FR	FF	STT
2011	Ariz	16/0	10	6	16	1.0	15	0	0	0	0	3	0	1	0
Total		**16/0**	**10**	**6**	**16**	**1.0**	**15**	**0**	**0**	**0**	**0**	**3**	**0**	**1**	**0**

Single Game Highs:

Total Tackles: 3, twice, last vs. vs. San Francisco, 12/11/11; **Solo Tackles:** 2, twice, last vs. San Francisco, 12/11/11; **Sacks:** 1, vs. NY Giants, 10/2/11; **Forced Fumbles:** 1, vs. NY Giants, 10/2/11; **Passes Defensed:** 1, three times, last @ Philadelphia, 11/13/11.



LANDON COHEN

69 | DEFENSIVE END

HT. 6-3 | WT. 300

COLLEGE
Ohio

HOMETOWN
Spartanburg, SC

HOW ACQUIRED
FA-12

YEARS NFL | CARDINALS
4 | 1

DOB: August 3, 1986

PRO CAREER:

Originally entered the league as a seventh round selection (216th overall) of the Detroit Lions in the 2008 NFL Draft. Waived by the Lions on 9/4/10 and was claimed on waivers by Jacksonville on 9/5/10. After being released by the Jaguars on 11/9/10, signed with the Patriots on 12/22/10. Released by the Patriots on 9/3/11 and was claimed off waivers by Seattle on 9/4/11. After being released by the Seahawks on 9/11/11, re-signed with the Patriots on 9/21/11. Released by the Patriots on 9/27/11 and spent the remainder of the season out of football. Signed by the Cardinals on 5/6/12.

2011: Saw action in one game for the Patriots before being released on 9/27 and spent the remainder of the season out of football … played @ Buf (9/25) and had one tackle.

2010: Appeared in four games and his first career postseason contest while playing for the Jaguars and Patriots … after signing with the Jaguars on 9/5, went on to appear to two games and finished with two tackles with Jacksonville … made his season debut @ SD (9/19) and had one tackle … recorded a tackle @ KC (10/24) before being released by the Jaguars on 11/9 … signed by the Patriots on 12/10 and went on to appear in two regular season games and the team's lone postseason contest … made his debut with the Patriots in a start at NT @ Buf (12/26) and totaled three tackles … saw action in the regular season finale vs. Mia (1/2/11) … made his playoff debut in the Divisional matchup vs. NYJ (1/16/11).

2009: Established career highs after starting four of 14 games played and totaled 21 tackles during his second season … recorded one solo tackle in the season opener @ NO (9/13) … finished with one tackle and was part of a defensive unit that held Vikings RB Adrian Peterson under 100 yards vs. Min (9/20) … made his first career start @ Chi (10/4) and had one tackle … started for the second-straight game and totaled two tackles vs. Pit (10/11) … in his third consecutive start, recorded four tackles, including three solo tackles, @ GB (10/18) … inactive @ Min (11/15) and @ Cin (12/6) … returned to action and posted a career-high five tackles (all solo) @ Bal (12/13) … had one tackle for loss @ SF (12/27) … recorded three tackles, including one for a loss, in the season finale vs. Chi (1/3/10).

2008: Appeared in six games and totaled four tackles during his inaugural NFL campaign … inactive for the first nine games before seeing action in six of the final seven contests, appearing at defense and on special teams … made his NFL debut @ Car (11/16) … inactive the following week vs. TB (11/23) … collected a season-high four tackles @ Ind (12/14).

COLLEGE:

Appeared in 49 games with 38 starts for the Bobcats … started a team-best 37 consecutive games over his sophomore, junior and senior seasons … closed out his career having amassed 144 tackles, 39.5 tackles for loss, 5.5 sacks, two forced fumbles and two fumble recoveries … started 12 games and totaled a career-high 59 tackles as a senior in '07 … added 12.5 tackles for loss, 1.5 sacks, two fumble recoveries and a forced fumble … as a junior in '06, started all 14 games, including the MAC Championship game and the GMAC Bowl … earned second-team All-MAC honors after totaling 40 tackles and posting career-highs with 14 tackles for loss and 2.5 sacks … started all 11 games played and totaled 28 tackles, nine tackles for loss and 1.5 sacks as a sophomore in '05 … one of only three true freshman to play in all 12 games during the '04 season, earning three starts and finished with 17 tackles.

PERSONAL:

Attended Spartanburg (SC) High School where he earned all-area, all-region and All-State honors after recording 107 tackles, 28 QB pressures and six sacks during his senior season … helped lead the Vikings to the state championship during his sophomore season … also lettered all four years in track … earned a bachelor's degree in Public Relations and Social Services Management.

COHEN CAREER STATS

			Tackles			Sacks		Interceptions							
Year	Team	GP/GS	Solo	Asst	Ttl	Sk	Yds	Int	Yds	Lg	TD	PD	FR	FF	STT
2008	Det	6/0	2	2	4	0.0	0	0	0	0	0	0	0	0	0
2009	Det	14/4	14	7	21	0.0	0	0	0	0	0	0	0	0	0
2010	Jax/NE	4/1	4	1	5	0.0	0	0	0	0	0	0	0	0	0
2011	NE	1/0	1	0	1	0.0	0	0	0	0	0	0	0	0	0
Total		**25/5**	**21**	**10**	**31**	**0.0**	**0**	**0**	**0**	**0**	**0**	**0**	**0**	**0**	**0**

Single Game Highs:

Total Tackles: 5, @ Baltimore, 12/13/09; **Solo Tackles:** 5, @ Baltimore, 12/13/09.

COHEN POSTSEASON STATS

			Tackles			Sacks		Interceptions							
Year	Team	GP/GS	Solo	Asst	Ttl	Sk	Yds	Int	Yds	Lg	TD	PD	FR	FF	STT
2010	NE	1/0	0	0	0	0.0	0	0	0	0	0	0	0	0	0
Total		**1/0**	**0**	**0**	**0**	**0.0**	**0**	**0**	**0**	**0**	**0**	**0**	**0**	**0**	**0**

ANTONIO COLEMAN

57 | LINEBACKER

HT. 6-1 | WT. 254

COLLEGE
Auburn

HOMETOWN
Mobile, AL

HOW ACQUIRED
FA-12

YEARS NFL | CARDINALS
3 | 1

DOB: September 1, 1986

PRO CAREER:

Originally signed by the Buffalo Bills as a rookie free agent on 4/28/10. Released by Buffalo on 9/3/11 and signed to the New York Giants practice squad on 9/28/11. Re-signed by Buffalo on 10/25/11 and released on 12/17/11. Signed a futures contract with the Cardinals on 1/5/12.

2011: Played in three games with the Bills and recorded four tackles … released by Buffalo following training camp on 9/3 … signed to the New York Giants practice squad on 9/28 … signed to the active roster by the Bills on 10/26 … made his season debut and had two tackles vs. NYJ (11/6) … collected two tackles @ Dal (11/13) … released on 12/17.

2010: Appeared in eight games and totaled 12 tackles in his rookie season with the Bills … made his NFL debut and collected his first career tackle vs. NYJ (10/3) … had two tackles vs. Chi (11/7) … posted a career-high four tackles @ Cin (11/21) … recorded two tackles vs. Pit (11/28) … placed on injured reserve (knee) on 12/6.

COLLEGE:

Played in 50 career games and made 31 starts in four years at Auburn … finished his career ranked third in school history with 24.5 sacks and totaled 151 tackles … named to Auburn's All-Decade Team for the 2000s and was a two-time recipient of All-SEC First Team honors … earned first-team All-SEC honors from the Associated Press and the league's coaches after starting all 13 games and recording career highs with 49 tackles and 10.0 sacks as a senior in '09 … also notched his first career INT … started 11 games and collected 46 tackles, 6.0 sacks, and 10.5 tackles for loss as a junior … earned All-SEC first team honors from the AP … played in all 13 games and made seven starts as a sophomore … led the team with 8.5 sacks and 18.0 tackles for loss … played in all 13 games and had 18 tackles as a redshirt freshman … redshirted in 2005.

PERSONAL:

Attended Williamson (Mobile, AL) High School where he posted 147 tackles as a senior, leading the team to a 10-3 record and to the playoff quarterfinals … earned Birmingham News Super Seniors, All-State, Alabama Sports Writers Association's Super 12, Mobile Register Super Southwest 120, SuperPrep Dixie Team and PrepStar All-Region honors … awarded honorable mention All-Southern Football Team by the Orlando Sentinel … Montgomery Advertiser All-State football team … Alabama Sports Writers Association 5A Lineman of the Year … also played basketball and ran track … graduated with a degree in Criminology.

COLEMAN CAREER STATS

			Tackles			Sacks		Interceptions							
Year	Team	GP/GS	Solo	Asst	Ttl	Sk	Yds	Int	Yds	Lg	TD	PD	FR	FF	STT
2010	Buf	8/0	7	5	12	0.0	0	0	0	0	0	0	0	0	0
2011	Buf	3/0	2	2	4	0.0	0	0	0	0	0	0	0	0	0
Total		**11/0**	**9**	**7**	**16**	**0.0**	**0**	**0**	**0**	**0**	**0**	**0**	**0**	**0**	**0**



DARYN COLLEDGE

71 | GUARD

HT. 6-4 | WT. 308

COLLEGE
Boise State

HOMETOWN
North Pole, AK

HOW ACQUIRED
UFA-11 (Packers)

YEARS NFL | CARDINALS
7 | 2

DOB: February 11, 1982

NOTE CARDS

- Signed by the Cardinals on 7/29/11 as an unrestricted free agent after spending the previous five seasons with Green Bay, who selected him in the second round (47th overall) of the 2006 NFL Draft.
- A durable player throughout his career, has never missed a game in the NFL or in college, a streak of 148 consecutive games (155 games including postseason).
- Has played in 96 consecutive regular season games since entering the NFL in 2006, the third-longest streak among active guards in the league behind Jake Scott (124) and Brandon Moore (121).
- For his career, has started 92 of 96 games played in six seasons.
- Helped lead the way for RB Beanie Wells to rush for a career-high 1,047 yards in 2011 and become the first Cardinals player in history to rush for 1,000 yards and 10 TDs in a single season. Was also a key component in Wells' franchise record 228-yard performance against the Rams in Week 12 of the '11 season.
- Started all seven postseason games he has appeared in, including the Packers Super Bowl XLV victory over Pittsburgh.
- Became the highest-ever NFL draft choice from the state of Alaska (eighth overall player drafted from the state) when he was picked with the 47th overall selection in '06, topping WR Steve Smith who went 51st overall to the NY Giants in 2007.
- Hails from North Pole, Alaska, a town of 1,600 people that is located 14 miles southeast of Fairbanks. His boyhood home was located on S. Santa Claus Lane and the city was known for its candy cane-themed light poles.

PRO CAREER:

Originally drafted by the Packers in the second round (47th overall) of the 2006 NFL Draft. Re-signed with the Packers as a restricted free agent on 5/10/10 before signing a five-year contract with the Cardinals as an unrestricted free agent on 7/29/11.

2011: In his first season with the Cardinals, started all 16 games at LG; marked the fourth straight season he has started all 16 games; has played in 103 straight games (including postseason) since entering the league in 2006 … started at LG in Cardinals debut and helped the team rush for 99 yards and a TD on 25 carries vs. Car (9/11) … helped the Cardinals rush for 156 yards and a season-high three TDs on 32 carries vs. NYG (10/2) … started at LG @ Min (10/9); left the game in the second half with a head injury … returned to start at LG vs. Pit (10/23) … led the way as the Cardinals ran for a season-high 268 yards and a TD on 38 carries (7.1 avg.) @ StL (11/27); marked the highest single-game rushing total for the Cardinals since running for 330 yards at New Orleans on 10/5/80; helped lead the way for RB Beanie Wells to post a franchise-record 228 yards on 27 carries … helped Cardinals run for 103 yards and a TD on 25 carries vs. Dal (12/4) … helped block as Cardinals ran for 131 yards and a TD on 31 carries vs. Sea (1/1/12).

2010: Started all 16 regular season games for the third straight season and also started all four postseason games for the Packers, including their Super Bowl XLV win over Pittsburgh … only Packers lineman to start every game over the previous three seasons … started at LG @ Phi (9/12), marking the fourth consecutive year he started the season opener … part of an offensive line that did not allow a sack and helped lead the Packers on six scoring drives vs. Buf (9/19) … part of an offensive line that did not allow a sack for the second straight game @ Chi (9/27) … helped block for a rushing attack that totaled a season-high 157 yards on 17 attempts (9.2 avg.) @ Was (10/10) … for the third time on the season, part of an offensive line that did not allow a sack vs. Min (10/24) … made his 45th consecutive start and helped the offense gain 410 total yards and hold the ball for 37:11 vs. SF (12/5) … suffered a knee injury on the team's first series while making a tackle of CB Brandon McDonald after a fumble @ Det (12/12) … despite being limited in practice all week with the knee injury, started and was part of an offense that controlled the clock for 40:48 and posted 369 net yards @ NE (12/19) … against a Giants defense that entered the game ranked second overall in the NFL, helped lead the Packers to 27 first downs, 515 net yards and held the ball for 37:01 in a 45-17 victory vs. NYG (12/26) … helped the Packers rush for

138 yards in the Wild Card victory @ Phi (1/9/11), including 123 yards by RB James Starks, the highest postseason total by a rookie in franchise history ... made the fifth postseason start of his career in the Divisional matchup @ Atl (1/15/11) and was part of a front that cleared the way for the offense to total 28 first downs, 442 net yards and convert 4 of 6 red zone opportunities ... started in the NFC Championship Game @ Chi (1/23/11) ... started at LG in Super Bowl XLV vs. Pit (2/6/11) and helped block for Aaron Rodgers as he became the first Packers QB to throw for over 300 yards in any of the franchise's five Super Bowl appearances.

2009: Started all 16 games for the second straight season for Green Bay, starting 14 games at LG and two at LT ... named Green Bay's 2009 Walter Payton Man of the Year ... part of a line that led the way for RB Ryan Grant's career-high 1,253 rushing yards, his second straight 1,200-yard season ... helped Green Bay offense rank sixth in the NFL in total yardage ... part of a Packers offense that became the first in NFL history to have a 4,000-yard passer, a 1,200-yard rusher and two 1,000-yard receivers in back-to-back seasons ... started at LG but switched to LT in the third quarter when Chad Clifton left the game with an ankle injury vs. Cin (9/20) ... started at LT for the injured Clifton @ StL (9/27) ... for the second-straight game, received the start at LT for Clifton but left early in the fourth quarter with a knee injury @ Min (10/5) ... returned to starting LG position, where he remained for the rest of the season, and helped block for Packers 435 yards of total offense vs. Det (10/18); part of line that protected Aaron Rodgers on his way to 358 passing yards, giving him back-to-back games with 350-plus yards for the first time in his career ... part of a line that did not allow a sack of Rodgers and blocked for Ryan Grant's season-high 148 yards on 27 carries (5.5 avg.) @ Cle (10/25); 202 yards on the ground was also a season best ... helped block for offensive season-high 484 total yards, including 129 yards rushing from Grant on 21 carries (6.1 avg.) vs. SF (11/22) ... helped block for team's 153 rushing yards and five TDs on 32 carries (4.8 avg.) vs. Sea (12/27); marked the first time the Packers posted five rushing TDs in a game since 10/9/88 vs. New England ... started and helped offense post team playoff-record 493 total yards, including franchise-best 423 yards passing from Rodgers in the NFC Wild Card matchup @ Ari (1/10/10).

2008: Started all 16 games for the first time in his career and was one of only two players (Jason Spitz) to take every offensive snap ... joined Spitz as the only linemen to start at three different spots on the offensive line ... opened 14 games at LG and one each at LT and RT ... blocked for Grant's (then) career-high 1,203 rushing yards and also protected Rodgers on his way to 4,038 passing yards to give the Packers a 4,000-yard passer and a 1,200-yard rusher in the same season for the first time in team history ... part of a line that did not allow a sack of Rodgers and cleared the way for 139 yards on the ground vs. Min (9/8); provided a key block on Grant's 57-yard run in the fourth quarter, taking out DT Pat Williams ... helped team rush for 123 yards, and also saw time at RG in the second half when Allen Barbre came in at LG @ Det (9/14) ... started at LG but moved over to LT in the third quarter for an injured Clifton (hamstring), where he played the rest of the game vs. Atl (10/5) ... started at LT for first time since 10/22/06 at Miami in place of Clifton, who missed the game due to illness @ Ten (11/2) ... helped pave the way for team's 200 rushing yards, including a season-high 145 from Grant vs. Chi (11/16); line did not allow a sack or pressure of Rodgers in the game ... started first game of his career at RT, but moved over to customary LG spot in the third quarter when injuries to C Scott Wells and Barbre forced the line to re-shuffle vs. Det (12/28); blocked for team's season-high 211 rushing yards and helped pave the way for Grant and RB DeShawn Wynn to each post 100-plus yards rushing, only the second time since 1985 that the Packers accomplished that feat.

2007: Appeared in all 16 games (13 starts) while also starting at LG for both playoff contests ... filled in at both tackle spots when needed ... moved to LT in the fourth quarter for a series when Clifton went out temporarily with an ankle injury @ NYG (9/16) ... started at LG and shifted to RT in the third quarter after Mark Tauscher left the game with an ankle injury vs. Min (11/11); noted after the game it marked the first time since high school he played at RT; helped Green Bay amass a season-high 488 yards, and held the Vikings without a sack ... started @ Dal (11/29) and appeared in but did not start the following three contests ... returned to the starting lineup at LG and shifted to LT for Clifton in the second half vs. Det (12/30); helped the team rush for 217 yards, 113 coming from Brandon Jackson, the first 100-yard rushing performance of his career ... part of an offensive line that assisted Grant to 201 yards and three TDs, both Packers playoff records in the NFC Divisional matchup vs. Sea (1/12/08).

2006: Played in all 16 games and started the final 15 during his rookie season, 14 at LG and one at LT ... made his NFL debut in the season opener vs. Chi (9/10) on

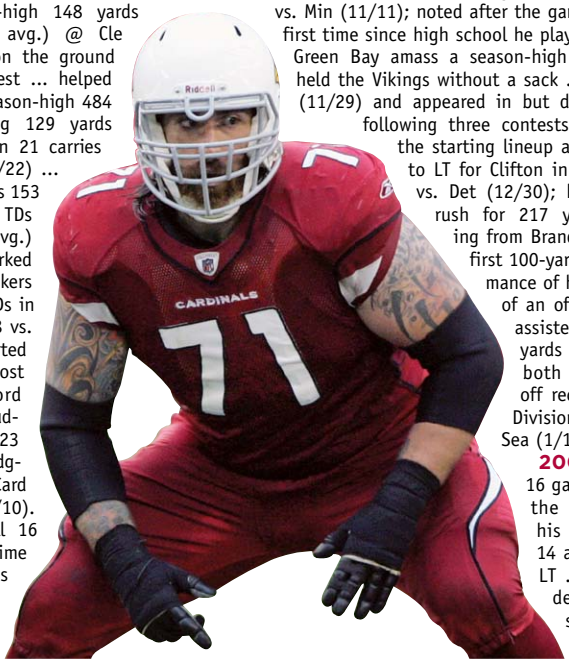

special teams ... named the team's most improved player by head coach Mike McCarthy and was named to the prestigious Pro Football Weekly/Pro Football Writers Association All-Rookie Team ... made first career start in Week 2 vs. NO (9/17) for an injured Spitz and never relinquished the role, even after Spitz returned to health and was re-inserted at RG ... shifted from LG to LT with Clifton inactive (illness) @ Mia (10/22) as the Packers started three rookies on the offensive line for the first time since at least the 1970 merger, according to Elias Sports Bureau; part of an offensive line that blocked for 155 yards rushing, including 118 from Ahman Green.

COLLEGE:

Four-year starter and a three-time All-WAC selection for Boise State, earning first-team honors in 2004 and 2005 after receiving second-team recognition in 2003 ... highly durable, established the school record for consecutive games played and started (both 52) ... during a period of remarkable success, the school posted a 45-7 record (.865) during his four seasons as a starter, including a 31-1 conference mark en route to four straight WAC championships ... contributed to three consecutive top-20 rankings from 2002-04 and to a 31-game home winning streak that stood as the nation's longest active string until it ended in his final collegiate game ... named the school's 'Outstanding Offensive Lineman' three times (2003-05) and set several records in the BSU weight room during the spring of 2005, including 438 pounds in the power clean and 665 pounds in the back squat.

PERSONAL:

Attended North Pole (AK) High School where he was a first-team All-State defensive lineman ... also received honorable-mention All-State recognition as an offensive lineman and punter his senior season ... lettered twice in football, four times in baseball (OF and 1B) and twice in track ... finished third in the shot put at the state track and field championships his senior year and placed eighth as a junior ... spent one season as the center on the school's basketball team and was a member of the wrestling squad his freshman year ... joined former Packers teammates Tony Moll and Jason Spitz in starting their own wine label, Three Fat Guys, in 2008 ... along with his wife, Megan, the couple have a dog: Dash ... earned degree in Communications from Boise State.

COLLEDGE CAREER STATS

Year	Team	GP/GS
2006	GB	16/15
2007	GB	16/13
2008	GB	16/16
2009	GB	16/16
2010	GB	16/16
2011	Ariz	16/16
Total		**96/92**

COLLEDGE POSTSEASON STATS

Year	Team	GP/GS
2007	GB	2/2
2009	GB	1/1
2010	GB	4/4
Total		**7/7**

NIKE AND NFL UNVEIL NEW UNIFORMS FOR 2012 SEASON

The National Football League and Nike unveiled their new Elite 51 football uniforms in April with wide receiver Larry Fitzgerald representing the Cardinals at the football-themed fashion show in New York.

The Nike Elite 51 Uniform is the next generation in superior lightweight performance delivering a fully integrated system of dress for athletes at the highest level.

The Cardinals have chosen to take full innovation in the Nike Elite 51 Uniform including Flywire technology to reduce weight and provide a lockdown fit over the pads. Keeping with their traditional design aesthetic, the uniform is completely engineered from the inside out. The new uniform focuses on creating a system where the baselayer, padding, jersey and pant work in concert with each other. A few of the new innovations include increasing sleeve articulation for better range of motion and integrating new four-way stretch fabrication to provide a streamlined shrink-wrap fit.

In addition to serving as the Cardinals on-field supplier for uniforms, sideline apparel, practice wear and baselayer, Nike will also provide men's and women's fan wear apparel. Athletes will also be able to wear the Nike Vapor Jet 2.0 Glove featuring the interlocking team logo on the palms.



DARNELL DOCKETT

PRO BOWL SELECTION: 2007, 2009, 2010

90 | DEFENSIVE TACKLE

HT. 6-4 | WT. 290

COLLEGE
Florida State

HOMETOWN
Burtonsville, MD

HOW ACQUIRED
D3/04 (64th)

YEARS NFL | CARDINALS
9 | 9

DOB: May 27, 1981

NOTE CARDS

- Earned his third career trip to the Pro Bowl in 2010, becoming the first defensive lineman in franchise history to earn three Pro Bowl appearances. Also garnered Pro Bowl nods in 2007 and '09 after leading all NFL interior linemen in sacks. Named a Pro Bowl alternate in 2011.
- Dating back to 2007, his 28.5 sacks are more than any other DT in the NFL.
- Since entering the league in 2004, has appeared in more games (127) than any other player in the NFL at his position. For his career, has started 126 of 127 games and has missed just one contest in eight seasons. The only game he missed came on 11/14/10 vs. Seattle when a shoulder injury held him out, snapping a streak of 104 consecutive games played.
- With 3.5 sacks in '11, now has 34.5 sacks for his career, the ninth-best total in franchise history.
- Voted a team captain for the third consecutive season in '11.
- With 52 tackles in '11, has recorded at least 50 tackles in each of the last six seasons.
- Has led the NFL in sacks among DTs twice in his career, recorded 9.0 sacks in 2007 and 7.0 sacks in 2009.
- Named to the Sporting News All-Pro team and the Associated Press All-Pro second team in 2009 after recording a career-high 15 tackles for loss.
- With 3.0 sacks in Super Bowl XLIII against the Steelers, he tied the NFL record for sacks in a Super Bowl (Reggie White, SB XXXI).
- Has displayed a nose for the ball, notching four INTs, 13 fumble recoveries and seven forced fumbles in his eight NFL seasons. Has scored two TDs on fumble recoveries, the most recent coming on 12/12/10 vs. Denver.
- On 9/1/10, signed a four-year contract extension that will keep him under contract with the Cardinals through 2016, his second contract extension since being selected by the Cardinals in the third round (64th overall) of the 2004 NFL Draft. Previously, he signed a five-year extension on 10/13/06.

PRO CAREER:

The Cardinals third-round draft choice (64th overall) in 2004, Dockett has started 126 of 127 career games and all six postseason contests during his first eight seasons. Signed a five-year contract extension on 10/13/06 and a four-year extension on 9/1/10. His three Pro Bowl appearances (2007, 09-10) are more than any defensive lineman in franchise history.

2011: After being selected as a defensive captain for the third consecutive season, started all 16 games and collected 52 tackles, 3.5 sacks, and one pass defensed … posted a team-high 19 QB hits, tied for the team lead with two fumble recoveries, and was third on the team with 10 tackles for loss … registered over 50 tackles for the sixth consecutive season … selected as a Pro Bowl alternate … recorded two tackles and one QB hit vs. Car (9/11) … collected two unassisted tackles, including a tackle for loss, and had a team-high three QB hits @ Was (9/18) … had five tackles, including a tackle for loss, a half-sack, and two QB hits @ Sea (9/25) … recovered a fumble after David Carter's sack of QB Eli Manning to set up a Cardinals TD in the third quarter vs. NYG (10/2); also collected four tackles, including two for loss, and had two QB pressures … recorded four tackles and had one pass defensed and one QB hit @ Min (10/9); final tackle was 400th of his career … recovered a Joe Flacco fumble at the 2-yard line to set up a Cardinals TD @ Bal (10/30); collected three tackles, including a team-leading two for loss, and one QB hit … played in his 120th career game @ Phi (11/13) and recorded two unassisted tackles and one QB hit … recorded two unassisted tackles, including one for loss, and had one QB hit @ StL (11/27) … registered his first full sack of the season vs. Dal (12/4), one of a season-high five sacks by the Cardinals; led the defensive line with five tackles, including one for loss, and had one QB hit … recorded one of five sacks by the Cardinals vs. SF (12/11); marked the second consecutive game the Cardinals registered five sacks; totaled four tackles and added a team-leading three QB hits … had one tackle for loss and one QB pressure vs. Cle (12/18) … posted a season-high seven tackles, including one for loss, and had two QB hits @ Cin (12/24) … collected a sack of Tarvaris Jackson in the second quarter vs. Sea (1/1/12); marked his third sack in five games; notched five unassisted tackles and a team-high two QB hits.

2010: Started all 15 games played, missing the first game of his career due to a shoulder injury, which ended a streak of 104 consecutive games played … earned third career trip to the Pro Bowl … totaled 5.0 sacks and registered over 50 tackles (51) for the fifth straight season and tied a career-high (2008) with three fumble recoveries … totaled a team-high 11 QB hits and eight tackles for loss … prior to the season, was selected as a defensive captain by his teammates for the second straight year … in the season opener @ StL (9/12), led the d-line with six unassisted tackles, two tackles for loss, one QB pressure and one QB hit … led the defensive line with seven tackles, two tackles for loss, one sack and two QB pressures vs. Oak (9/26) … played in 100th career game @ SD (10/3), registering a team-high two QB pressures … made 100th career start vs. NO (10/10), registering a team-best two QB hits, three tackles and one forced fumble that FS Kerry Rhodes returned 27 yards for a TD to give AZ a 23-13 fourth quarter lead … recorded two tackles, one tackle for loss and recovered a fumble @ Sea (10/24); first fumble recovery since 12/7/08 vs. StL … led d-line with five tackles, one tackle for loss, one sack and a team-high three QB hits @ Min (11/7) … inactive (shoulder) vs. Sea (11/14), ending a streak of 104 consecutive games played; first missed game of his career … after being limited in practice all week (shoulder), started and registered one tackle @ KC (11/21) … had two tackles, a QB hit and a fumble recovery for a TD after LB Daryl Washington was stripped at the one-yard line vs. Den (12/12); second career TD and first since 12/7/08 vs. St. Louis … totaled one pass defensed and recovered a fumble at the AZ 29-yard line with 8:04 to play in the fourth quarter @ Car (12/19) … recorded two sacks in a span of three plays vs. Dal (12/25) while also leading the AZ d-line with five tackles, one tackle for loss and a team-high two QB hits; marked the third time in his career (including the postseason) that he has recorded at least two sacks in a game … registered one sack and three tackles @ SF (1/2/11).

2009: Earned his first Pro Bowl start (second selection) and for the fifth straight season started all 16 regular season games; also started both postseason contests … joined Reggie Wells as the only Cardinals players to start every game for Arizona in the 2007, 2008 and 2009 seasons … selected as a team captain prior to the season opener … led team with nine QB hits and a career-high 15 tackles for loss … made 80th career start in season opener, leading the d-line with two tackles for loss, one sack and one QB pressure vs. SF (9/13) … left the game in the first quarter with an ankle injury but returned in the second quarter and registered one tackle for loss vs. Ind (9/27) … registered a team-high four tackles @ Sea (10/18); part

CARDS TOP 10 CAREER SACK LEADERS

Sacks	Player, Years
66.0	Freddie Joe Nunn, DE, 1985-93
53.5	Simeon Rice, DE, 1996-2000
50.5	Curtis Greer, DE, 1980-88
47.5	Ken Harvey, LB, 1988-93
45.5	Eric Swann, DT, 1991-99
40.0	Bertrand Berry, DE, 2004-09
37.5	Al Baker, DE, 1983-86
37.0	David Galloway, DT, 1982-89
34.5	**Darnell Dockett, DT, 2004-**
25.5	Karlos Dansby, LB, 2004-09

AN UNCLE'S INSPIRATION

Faced with unspeakable tragedy at an early age, **Darnell Dockett** remembers a time when he thought he was more likely to end up in prison or dead than in the NFL. He credits his uncle, Kevin, as the one individual responsible for turning his life around.

At the age of 13, Darnell arrived home to find the body of his mother, Cheryl Hambrick, who had been killed by a gunshot to the head. Shortly thereafter, Darnell moved from Decatur, GA to Maryland to be with his father, Darnell Sr., who was dying of pancreatic cancer.

Only a few months after moving in with his father, Darnell Sr. passed away and Darnell became an orphan. That's when Kevin Dockett, his father's brother, took him into his Burtonsville, MD home and probably saved his life. Additional challenges would follow but he credits his uncle with providing a foundation and instilling a sense of perspective that enabled him to meet and move past each of them.

Tattooed on Darnell's right forearm is a poem of gratitude to his uncle:

For believing in me
when no one else would.
When the odds were against me,
beside me you stood.
For being my friend,
brother, confidant and father.
Because of you I know
blood is thicker than water.
Words can't express my gratitude,
nor any amount of money.
From the bottom of my heart,
thank you and I love you
Donny

of defense that held Seattle to their lowest rushing output in franchise history (14 yards on 11 attempts) … led the d-line with a season-high six tackles, one tackle for loss, and one QB pressure @ NYG (10/25); held New York to 40 yards below its season average in rushing yards per game … registered a team-high three tackles-for-loss as well as a season-high five solo tackles and one QB hit vs. Car (11/1); surpassed 300 career tackles and 200 solo tackles … registered one sack, one tackle for loss and a team-leading three QB hits @ Chi (11/8); named to Pro Football Weekly's Midseason All-Pro team … accounted for one sack and led the d-line with six tackles and one QB pressure vs. Sea (11/15) … recorded three tackles, one sack, one pass defensed and led the team with two tackles for loss and two QB hits @ StL (11/22) … totaled career-high three sacks and tied season-high with six tackles @ Ten (11/29); became 10th player in franchise history to record three or more sacks in a game; marked first time in his career he recorded a sack in four consecutive games, tying the third-longest streak in franchise history; four-game streak marked the longest by a Cardinals player since 2006 (Chike Okeafor-5 games) … recorded three tackles, one QB hit and a team-high two tackles for loss vs. Min (12/6); part of defense that held the Vikings to 62 yards rushing, 67.2 yards below their season average heading into the game (129.2) … recorded first INT since 10/16/06 (vs. Chi) by deflecting a pass up in air and hauling it in while also registering three tackles, one QB hit and one pass defensed @ SF (12/14) … only played in the first two series of the regular season finale vs. GB (1/3/10) … registered one sack and along with fellow DT Gabe Watson, lined up in the offensive backfield to lead the way on a one-yard TD run by Tim Hightower to give Arizona a 7-0 lead vs. GB (1/10/10) in the Wild Card matchup; including the 2008 postseason, marked fourth sack in last two postseason games … started and registered one tackle in the Divisional Playoff game @ NO (1/16/10).

2008: For the fourth straight season started all 16 games played as well as all four postseason contests … registered a team-high 13 QB hits and led all defensive linemen with 55 tackles and a career-best three fumble recoveries (tied for 2nd most in the NFC) during the regular season … started at DT and registered a forced fumble of 49ers FB Zak Keasey in season opener @ SF (9/7) … tied for lead among defensive lineman with four tackles, one QB pressure and one sack of QB Brett Favre on third down to force a missed FG @ NYJ (9/28) … in the Cowboys backfield frequently recording five tackles, one tackle-for-loss, one sack, one QB pressure and two QB hits vs. Dal (10/12) … led team with three QB hits and one fumble recovery that resulted in a FG on the ensuing drive to put the Cards up 19-7 in the third quarter @ Sea (11/16); member of defense that allowed a season-low 43 yards rushing on 22 carries … scored the first TD of his career when he returned a RB Steven Jackson fumble 11 yards to put Arizona up 27-7 in the third quarter vs. StL (12/7); marked third recovered fumble of the season … led the defensive line with a season-high eight tackles, one QB hit and a sack vs. Min (12/14) … started first career playoff game

NOBODY BETTER

All-Pro DT **Darnell Dockett** had another solid season for the Cardinals in 2011 and seemed to be getting better as the season progressed, recording three sacks over the final five games. Dockett started all 16 games in 2011 and recorded 52 tackles, 10 tackles for loss, 3.5 sacks, two fumble recoveries and a team-high 19 QB hits.

Since he was selected by the Cardinals in the 2004 NFL Draft, Dockett has evolved into one of the most dominant DTs in football, earning three Pro Bowl nods, and appearing in more games (127) than any other player at his position.

Since 2007, no DT in the NFL has more sacks than Dockett's 28.5.

DT Sack Comparison—2007 to Present

Player	Sacks	Yds
Darnell Dockett (AZ)	**28.5**	**196.0**
Richard Seymour (Oak)	25.0	144.5
Kevin Williams (Min)	23.5	156.5
Albert Haynesworth (FA)	21.0	138.5
Tommy Kelly (Oak)	21.0	112.0

In that same span, Dockett has led the NFL in sacks among DTs twice, recording 9.0 sacks in 2007 and 7.0 sacks in 2009.

2009 Sack Leaders—Defensive Tackles

Player (Team)	Sack	Yds
Darnell Dockett (Ari)	**7.0**	**54.0**
Trevor Pryce (Bal)	6.5	40.5
Kevin Williams (Min)	6.0	32.0
Jonathan Fanene (Cin)	6.0	33.0
Jay Ratliff (Dal)	6.0	43.0
Jonathan Babineaux (Atl)	6.0	35.5

2007 Sack Leaders—Defensive Tackles

Player (Team)	Sack	Yds
Darnell Dockett (Ari)	**9.0**	**66.5**
Tommie Harris (Chi)	8.0	47.0
Shaun Rogers (Det)	7.0	53.0
Corey Williams (GB)	7.0	38.0
La'Roi Glover (StL)	6.0	44.0
Albert Haynesworth (Ten)	6.0	34.0

and caused a fumble by reaching in to force a botched exchange between QB Matt Ryan and RB Michael Turner that was returned 27 yards for a TD by Antrel Rolle and put the Cardinals up 21-17 early in the third quarter vs. Atl (1/3/09); part of defense that held the Falcons, the second best rushing team in the NFL during the regular season, with 152.7 yards per game average, to just 60 yards on 24 carries (2.5 avg.) ... registered three tackles @ Car (1/10/09); for second straight week was part of a defense that held one of the NFL's top three rushing attacks during the regular season to under half of their season average, giving up only 75 yards to a Panthers team that averaged 152.3 ypg. ... recovered a fumble to end the game vs. Phi (1/18/09) ... tied the Super Bowl record with three sacks vs. Pit (2/1/09); feat was also achieved by DE Reggie White vs. New England in Super Bowl XXXI.

2007: A Pro Bowl selection, started all 16 games for third straight year while recording nine sacks which led NFL interior defensive linemen; led or tied for lead in tackles among Arizona defensive lineman in 11 of 16 games in 2007 ... led d-line with six tackles, a sack and a tackle for loss in season opener @ SF (9/10) ... for second straight week led d-line with five tackles while also recovering the fumble that led to the Neil Rackers game winning 42-yard FG in the home opener vs. Sea (9/16) ... tallied 1.5 sacks, a QB pressure and forced Steve McNair to fumble, leading to a Rackers FG @ Bal (9/23) ... led team with a then career-high 2.5 sacks and eight unassisted tackles (nine total); tied for second highest single-game total in career vs. Pit (9/30); his 2.5 sacks gave him 5.0 sacks through the first four games while his previous season-high was 3.5 in his rookie year of 2004 ... recorded one sack and two QB hits vs. Car (10/14) ... led d-line with 10 tackles and career-high nine unassisted tackles as well as two sacks and three QB pressures @ TB (11/4) ... recorded three QB hits and recovered a Jon Kitna fumble at the end of the third quarter that would lead to a Cards TD to make it 31-14 vs. Det (11/11); helped hold Lions to -18 rushing yards, the lowest total in the modern era ... recorded one QB pressure, one QB hit and one sack vs. StL (12/30).

2006: A 16-game starter for the second consecutive season ... recovered a TE Vernon Davis fumble in the first quarter of the season opener vs. SF (9/10) which set up a TD that gave the Cards a 21-7 lead ... had a career and game-high 12 tackles @ Sea (9/17); sacked Matt Hasselbeck on the first snap of the game, his fifth career sack, and added a tackle for loss @ Sea (9/17) ... paced all defensive linemen with five tackles, including one for a loss vs. StL (9/24) while helping to hold RB Steven Jackson to a 2.6-yard rushing average ... signed a five-year contract extension on 10/13 ... had an outstanding performance vs. Chi (10/16) on Monday Night Football, recording three tackles, an INT and a fumble recovery while helping to hold the Bears to 34 yards rushing ... paced the d-line for the fifth time in '06 with a solid effort vs. Sea (12/10) when he totaled seven tackles, one tackle for a loss and a Matt Hasselbeck sack which forced a fumble that was recovered by the Cardinals ... had one pass defensed,

CARDINALS IN THE COMMUNITY

Pro Bowl defensive tackle **Darnell Dockett** remained an active community participant over the past year.

Dockett's third annual "Happy Holidays with Nine-0" allowed the defensive tackle and 10 of his teammates to host 100 kids from South Phoenix to a holiday party and shopping spree at Toys "R" Us. Each child was given money to shop for themselves and for their family to provide a happy holiday season.

In 2009, he joined former Vikings tight end Visanthe Shiancoe to host a free football camp for 300 high school students in his home state of Maryland. In June of 2010, Dockett and Shiancoe hosted the all-day camp which included a Q&A session with the players as well as lunch and football fundamentals broken down by position.

Dockett also joined former Secretary of Defense Donald Rumsfeld and wounded soldiers from Walter Reed Army Medical Center for a lunch cruise along the Potomac River aboard the USS Sequoia in 2010. He was able to visit with the soldiers and thank them for their service. His connection to the veterans also extends to the season as he donates tickets to each Cardinals home game to those who have returned from combat.

two QB pressures and two QB hits, while part of a defensive line that limited RB Frank Gore, the NFC's leading rusher, to just 51 yards rushing @ SF (12/24).

2005: Started all 16 games at under tackle … recorded both a sack and an INT of QB Marc Bulger in the home opener vs. StL (9/18); picked off Bulger on a fumbled exchange between Bulger and Steven Jackson and sacked him to end the first half … recorded five solo stops including one for a loss and split a sack of QB Billy Volek with DE Chike Okeafor vs. Ten (10/23) … recorded four tackles and forced a fumble @ SF (12/4) … recorded four tackles vs. Was (12/11) and @ Hou (12/18) … recorded seven tackles and a pass defensed vs. Phi (12/24).

2004: Started every game but one (@ Sea 12/26) at under tackle … recorded his first career start in his NFL debut @ StL (9/12) while notching two solo tackles … led the team in total tackles with seven @ Atl (9/26), also recording a forced fumble when he stopped Falcons RB Warrick Dunn on the Atlanta 17-yard line … tallied four tackles and his first career sack against 49ers QB Tim Rattay @ SF (10/10) … recorded his second sack of the season on Dolphins QB Jay Fiedler @ Mia (11/7); on third-and-goal from the Arizona four yard-line, sacked Fiedler for a loss of seven yards which forced the Dolphins to kick a FG; finished the game with two tackles and a QB pressure … recorded five tackles and a QB hit @ Car (11/21) … recorded two tackles and added a half-sack and one QB pressure vs. NYJ (11/28) … had a huge day in the 2004 season finale vs. TB (1/2/05), recording two tackles for loss, a sack of QB Chris Simms, an INT which he returned 20 yards, even as his helmet was pulled off by a Buccaneer; also recorded a fumble recovery of a botched snap by Simms in the third quarter which set up a Cardinals FG attempt; became only the third rookie in NFL history to record a sack, INT and defensive fumble recovery in the same game; Ray Farmer did it for the Eagles on 12/1/96 (vs. Giants) and Aundray Bruce did it for the Falcons on 11/20/88 (vs. Raiders).

COLLEGE:

Atlantic Coast Conference 2003 Defensive Player of the Year at Florida State … started 47 of 49 games for the Seminoles, recording 247 tackles (123 solos), 10.5 sacks for minus 67 yards, 64 stops for losses of 196 yards, 68 QB pressures, four forced fumbles, and one fumble recovery … 64 tackles behind the line of scrimmage shattered the previous school career record of 44 by Ron Simmons (1977–80).

PERSONAL:

Regarded by many as the top DE in the nation while at Paint Branch (Burtonsville, MD) High School … USA Today prep All-America selection with 171 tackles (109 solos), 15 sacks, two caused fumbles, three fumble recoveries, and three blocked punts in his senior season … set a school record with 47 sacks in his career … Political Science major at Florida State.

DOCKETT CAREER STATS

			Tackles			Sacks		Interceptions							
Year	Team	GP/GS	Solo	Asst	Ttl	Sk	Yds	Int	Yds	Lg	TD	PD	FR	FF	STT
2004	Ariz	16/15	25	21	46	3.5	24	1	20	20	0	0	1	1	0
2005	Ariz	16/16	26	20	46	0.5	0	1	14	14	0	6	0	1	0
2006	Ariz	16/16	39	14	53	2.0	13	1	-1	-1	0	2	2	1	0
2007	Ariz	16/16	54	21	75	9.0	71	0	0	0	0	1	2	2	1
2008	Ariz	16/16	39	16	55	4.0	21	0	0	0	0	1	3	1	0
2009	Ariz	16/16	43	14	57	7.0	54	1	3	3	0	3	0	0	0
2010	Ariz	15/15	45	6	51	5.0	25	0	0	0	0	1	3	1	0
2011	Ariz	16/16	35	17	52	3.5	29	0	0	0	0	1	2	0	0
Total		**127/126**	**306**	**129**	**435**	**34.5**	**237**	**4**	**36**	**20**	**0**	**15**	**13**	**7**	**1**

Single Game Highs:

Total Tackles: 12, @ Seattle, 9/17/06; **Solo Tackles:** 9, @ Tampa Bay, 11/4/07; **Sacks:** 3.0, @ Tennessee, 11/29/09; **Interceptions:** 1, four times, last @ San Francisco, 12/14/09; **Forced Fumbles:** 1, seven times, last vs. New Orleans, 10/10/10; **Fumble Recoveries:** 1, 13 times, last @ Baltimore, 10/30/11. **Touchdowns:** Fumble recovery in the end zone vs. Denver, 12/12/10; Fumble return for 11 yards, vs. St. Louis, 12/7/08.

Additional Stats:

Tackles for loss: Career: 60; **2011:** 10; **2010:** 8; **2009:** 15; **2008**: 1; **2007:** 3; **2006:** 7; **2005:** 5; **2004:** 11.

DOCKETT POSTSEASON STATS

			Tackles			Sacks		Interceptions							
Year	Team	GP/GS	Solo	Asst	Ttl	Sk	Yds	Int	Yds	Lg	TD	PD	FR	FF	STT
2008	Ariz	4/4	11	1	12	3.0	22	0	0	0	0	0	1	1	0
2009	Ariz	2/2	1	2	3	1.0	1	0	0	0	0	0	0	0	0
Total		**6/6**	**12**	**3**	**15**	**4.0**	**23**	**0**	**0**	**0**	**0**	**0**	**1**	**1**	**0**

Postseason Single Game Highs:

Sacks: 3*, vs. Pittsburgh (SB XLIII), 2/1/09; **Total Tackles:** 6, vs. Pittsburgh (SB XLIII), 2/1/09; **Solo Tackles:** 5, vs. Pittsburgh (SB XLIII), 2/1/09; **Forced Fumbles:** 1, vs. Atlanta, 1/3/09; **Fumble Recoveries:** 1, vs. Philadelphia, 1/18/09.

*Tied Reggie White (vs. New England, SB XXXI) for the most sacks in a Super Bowl.

EARLY DOUCET

85 | WIDE RECEIVER

HT. 6-0 | WT. 212

COLLEGE
LSU

HOMETOWN
St. Martinville, LA

HOW ACQUIRED
D3/08 (81st)

YEARS NFL | CARDINALS
5 | 5

DOB: October 28, 1985

NOTE CARDS

- Established career highs in games played (16), receptions (54), receiving yards (689), and receiving TDs (5) during the 2011 season.
- Posted his first career 100-yard receiving game in Week 1 of the '11 season vs. Carolina, with his 70-yard TD reception against the Panthers also representing a career long.
- With five TD receptions in 2011, he more than doubled the TD total from his first three seasons combined (2).
- Of his five TD receptions in '11, three came in the fourth quarter, including a five-yard TD reception in the fourth quarter against the Eagles in Week 10 that proved to be the game-winner.
- In the '09 Wild Card matchup against the Packers, receiving his first career start (regular or postseason) as the third wide receiver, totaled six receptions for 77 yards and two TDs.

PRO CAREER:

The Cardinals third-round selection (81st overall) in the 2008 NFL Draft, signed a two-year contract with Arizona as an unrestricted free agent on 3/20/12.

2011: Played in all 16 games for the first time with a career-high six starts … finished second on the team and established career highs with 54 receptions, 689 receiving yards, and five receiving TDs … also had a career-high eight special teams tackles … caught three passes for 105 yards and a TD in the season opener vs. Car (9/11); marked the first 100-yard receiving game of his career; had a career-long 70-yard TD reception in the fourth quarter to tie the game at 21; all three of his receptions came on third down and went for first downs (including one for a TD) … got his first start of the season and caught two passes for 20 yards @ Was (9/18) … had three receptions for 42 yards and recorded two special teams tackles vs. NYG (10/2) … started and hauled in a career-high eight receptions for 92 yards @ Min (10/9) … caught a team-high five passes for 30 yards and had a two-yard TD reception in the fourth quarter vs. Pit (10/23) … had two catches for 20 yards and a 10-yard TD reception in the second quarter @ Bal (10/30); gave him a TD reception in back-to-back games for the first time in his career … led the team with six catches for 78 yards vs. StL (11/6); went over 1,000 receiving yards for his career … caught two passes for 24 yards, including a game-winning five-yard TD reception with 1:53 left in the fourth quarter @ Phi (11/13); also had one special teams tackle … had a team-high six receptions for 50 yards @ SF (11/20) … made his sixth start of the season and had three catches for 73 yards, including a 60-yard TD in the second quarter vs. SF (12/11); TD reception was one of three pass plays of 45+ yards in the game by the Cardinals … caught three passes for 37 yards vs. Cle (12/18); had two receptions for 31 yards on the Cardinals fourth-quarter TD drive that cut the deficit to 17-14; also had two special teams tackles.

2010: Registered 26 receptions for 291 yards and one TD while starting five of 10 games played before being placed on injured reserve (hip) on 12/22 … recorded two receptions for 37 yards before suffering a groin injury that ended his day late in the second quarter @ StL (9/12); marked the first season opener he has played in during his career, having missed the season openers his first two seasons due to injury … inactive (groin) for the next four games … made first career regular season start @ Sea (10/24) and tied his then career-long with a 29-yard reception—the longest reception of the game by either team … totaled 39 yards on four receptions with a long of 25 yards vs. TB (10/31) … totaled six receptions for 71 yards and a TD vs. Sea (11/14) … recorded two receptions for 13 yards before leaving the game midway through the second quarter with a head injury @ KC (11/21) … started as part of a three WR set vs. SF (11/29) and registered a team-high five receptions for 60 yards … made fourth career start vs. Den (12/12) and had 24 yards on two receptions and first career rush—a three yard run to convert a 2nd-n-1 … started consecutive games for the first time in his career as part of a three WR formation vs. Car (12/19) and recorded one reception for eight yards before leaving the game midway through the fourth quarter with a hip injury … placed on injured reserve (hip) on 12/22.

2009: After battling injuries during training camp, came on late in the season, playing in nine games and both postseason contests … inactive (ribs) vs. SF (9/13) … inactive for the next six games … with Anquan Boldin (ankle) out with an injury, saw first action of the season, registering four receptions for 31 yards @ Chi (11/8) … hauled in a 20-yard reception to convert a 3rd-n-4 from the AZ 13-yard line with 2:47 left and Arizona up by eight points @ StL (11/22) … recorded a 29-yard reception as part of

a team-high 41 yards receiving @ SF (12/14); marked the Cardinals longest play of the game … registered two special teams tackles @ Det (12/20) … hauled in first career TD and totaled 43 yards on two receptions vs. StL (12/27) … logged his first career start as part of a three WR set and saw increased role with Boldin injured, registering six receptions for a career-high 77 yards and two TDs in the Wild Card matchup vs. GB (1/10/10) … returned to his home state and led the Cardinals with a career-best eight receptions for 68 yards @ NO (1/16/10); after not catching a TD pass in his first 16 games (regular and postseason), he had three in the last four games of the season.

2008: Struggled with injuries during his rookie year, playing in only nine of 20 games … after missing most of training camp with a hamstring injury, was inactive for the first four games of the season … in first NFL game registered six receptions for 42 yards vs. Buf (10/5); first two receptions came on third downs and resulted in first downs … inactive (groin) @ StL (11/2) … inactive for the next four games … saw time in place of WR Steve Breaston who left the game near the end of the second quarter with a rib injury, but returned in the third quarter vs. StL (12/7) … for the second straight week saw increased role due to an injury to Boldin and registered four receptions for 29 yards, including a season long 12-yard reception and first career special teams tackle vs. Sea (12/28) … saw first career postseason action, helping to fill in for the injured Boldin (hamstring), and recorded first career playoff reception @ Car (1/10/09) … saw action at receiver, but did not record any statistics in the NFC Championship win vs. Phi (1/19/09) … DNP in Super Bowl XLIII vs. Pit (2/1/09).

COLLEGE:

Played in 47 games (24 starts) and finished third in LSU history in career receiving TDs (20), fourth in career receptions (160), and ninth in career receiving yards (1,943) … went down in LSU lore as having one of the greatest catches in school history with his 39-yard TD reception from JaMarcus Russell late in the fourth quarter against Arizona State in the 2005 season opener; the catch came on a fourth-and-10 situation and sent the Tigers to the victory over the Sun Devils in what was LSU's first game after Hurricane Katrina … as a senior, led LSU's National Championship team with 57 receptions for 525 yards and five TDs despite missing five games with a groin injury … finished off his college career in grand fashion, leading the Tigers with seven receptions for 57 yards and a TD in the BCS title game vs. Ohio State … played in 13 games (six starts) as a junior and finished the season ranked second on the team with 59 catches for 772 yards and eight TDs … named to the All-SEC second team by the league coaches as a return specialist and accounted for a team-best 1,032 all-purpose yards (772 receiving, 202 kickoff returns, 59 rushing) for an average of 79.4 per game … played in 12 games (five starts) as a sophomore and finished the season with 26 catches for 389 yards and five TDs … appeared in all 12 games with three starts as a true freshman.

PERSONAL:

Attended St. Martinville (LA) High School where he was regarded as the best WR in the country and top prospect in Louisiana by College Football News as a senior … finished his high school career with 7,104 all-purpose yards and 79 TDs, including running for 3,592 yards on 470 carries and 52 TDs … earned All-American first-team honors from Parade Magazine as a senior after rushing for 850 yards and passing for over 750 yards while accounting for 30 TDs, despite suffering from a hamstring injury … also a standout basketball player, helping the Tigers win the Class 4A State Basketball Championship as a sophomore … Sports Studies major.

DOUCET CAREER STATS

			Receiving				
Year	Team	GP/GS	Rec	Yds	Avg	Lg	TD
2008	Ariz	7/0	14	90	6.4	12	0
2009	Ariz	9/0	17	214	12.6	29	1
2010	Ariz	10/5	26	291	11.2	36	1
2011	Ariz	16/6	54	689	12.8	70t	5
Total		**42/11**	**111**	**1,284**	**11.6**	**70t**	**7**

Single Game Highs:

Receptions: 8, @ Minnesota, 10/9/11; **Receiving Yards:** 105, vs. Carolina, 9/11/11; **Long Reception:** 70t, vs. Carolina, 9/11/11; **Touchdowns:** 1, seven times, last vs. San Francisco, 12/11/11.

Additional Stats:

Rushing: Career: 2-5: 1-3 vs. Den (12/12/10); 1-2 vs. Sea (11/14/10); **Special Teams Tackles: Career:** 14; **2011:** 8, **2009:** 5, **2008:** 1.

DOUCET POSTSEASON STATS

			Receiving				
Year	Team	GP/GS	Rec	Yds	Avg	Lg	TD
2008	Ariz	2/0	1	-4	-4.0	-4	0
2009	Ariz	2/1	14	145	10.4	16	2
Total		**4/1**	**15**	**141**	**9.4**	**16**	**2**

Postseason Single Game Highs:

Receptions: 8, @ New Orleans, 1/16/10; **Receiving Yards:** 77, vs. Green Bay, 1/10/10; **Long Reception:** 16, vs. Green Bay, 1/10/10; **Touchdowns:** 2, vs. Green Bay, 1/10/10.

DOUCET GAME-BY-GAME STATS

Receiving

2011

Date	Opp.	GP/GS	No	Yds	Long	TD
Sept. 11	CAR	1/0	3	105	70t	1
Sept. 18	@ Was	1/1	2	20	14	0
Sept. 25	@ Sea	1/1	5	50	12	0
Oct. 2	NYG	1/0	3	42	21	0
Oct. 9	@ Min	1/1	8	92	16	0
Oct. 23	PIT	1/0	5	30	9	1
Oct. 30	@ Bal	1/1	2	20	10	1
Nov. 6	STL	1/0	6	78	27	0
Nov. 13	@ Phi	1/0	2	24	19	1
Nov. 20	@ SF	1/0	6	50	16	0
Nov. 27	@ StL	1/1	1	14	14	0
Dec. 4	DAL	1/0	2	0	2	0
Dec. 11	SF	1/1	3	73	60t	1
Dec. 18	CLE	1/0	3	37	20	0
Dec. 24	@ Cin	1/0	2	47	27	0
Jan. 1	SEA	1/0	1	7	7	0
Total		**16/6**	**54**	**689**	**70t**	**5**

2010

Date	Opp.	GP/GS	No	Yds	Long	TD
Sept. 12	@ StL	1/0	2	37	18.5	0
Sept. 19	@ Atl	Inactive – Groin				
Sept. 26	OAK	Inactive – Groin				
Oct. 3	@ SD	Inactive – Groin				
Oct. 10	NO	Inactive – Groin				
Oct. 24	@ Sea	1/1	2	33	29	0
Oct. 31	TB	1/0	4	39	25	0
Nov. 7	@ Min	1/1	1	2	2	0
Nov. 14	SEA	1/0	6	71	36	1
Nov. 21	@ KC	1/0	2	13	7	0
Nov. 29	SF	1/1	5	60	23	0
Dec. 5	STL	1/0	1	4	4	0
Dec. 12	DEN	1/1	2	24	13	0
Dec. 29	@ Car	1/1	1	8	8	0
Dec. 25	DAL	Injured Reserve – Hip				
Jan. 2	@ SF	Injured Reserve – Hip				
Total		**10/5**	**26**	**291**	**36**	**1**

2009

Date	Opp.	GP/GS	No	Yds	Long	TD
Sept. 13	SF	Inactive – Ribs				
Sept. 20	@ Jax	Inactive				
Sept. 27	IND	Inactive				
Oct. 11	HOU	Inactive				
Oct. 18	@ Sea	Inactive				
Oct. 25	@ NYG	Inactive				
Nov. 1	CAR	Inactive				
Nov. 8	@ Chi	1/0	4	31	14	0
Nov. 15	SEA	1/0	1	8	8	0
Nov. 22	@ StL	1/0	1	20	20	0
Nov. 29	@ Ten	1/0	1	28	28	0
Dec. 6	MIN	1/0	2	15	8	0
Dec. 14	@ SF	1/0	2	41	29	0
Dec. 20	@ Det	1/0	0	0	0	0
Dec. 27	STL	1/0	2	43	25	1
Jan. 3	GB	1/0	4	28	13	0
Total		**9/0**	**17**	**214**	**29**	**1**
Jan. 10	GB	1/1	6	77	16	2
Jan. 16	@ NO	1/0	8	68	15	0
Postseason		**2/1**	**14**	**145**	**16**	**2**

2008

Date	Opp.	GP/GS	No	Yds	Long	TD
Sept. 7	@ SF	Inactive				
Sept. 14	MIA	Inactive				
Sept. 21	@ Was	Inactive				
Sept. 28	@ NYJ	Inactive				
Oct. 5	BUF	1/0	6	42	9	0
Oct. 12	DAL	1/0	1	3	3	0
Oct. 26	@ Car	1/0	1	5	5	0
Nov. 2	@ StL	Inactive – Groin				
Nov. 10	SF	Inactive				
Nov. 16	@ Sea	Inactive				
Nov. 23	NYG	Inactive				
Nov. 27	@ Phi	Inactive				
Dec. 7	STL	1/0	0	0	0	0
Dec. 14	MIN	1/0	0	0	0	0
Dec. 21	@ NE	1/0	2	11	6	0
Dec. 28	SEA	1/0	4	29	12	0
Total		**7/0**	**14**	**90**	**12**	**0**
Jan. 3	ATL	Inactive				
Jan. 10	@ Car	1/0	1	-4	-4	0
Jan. 18	PHI	1/0	0	0	0	0
Feb. 1	PIT	DNP				
Postseason		**2/0**	**1**	**-4**	**-4**	**0**

JIM DRAY

81 | TIGHT END

HT. 6-5 | WT. 255
COLLEGE: Stanford
HOMETOWN: Paramus, NJ
HOW ACQUIRED: D7/10 (233rd)
YEARS NFL: 3 | CARDINALS: 3
DOB: December 31, 1986

NOTE CARDS

- Selected by the Cardinals in the seventh round (233rd overall) of the 2010 NFL Draft. Joined LB Daryl Washington as the only rookies to appear in all 16 games for Arizona during the '10 season.
- At Stanford, made an impressive recovery after suffering a knee injury six games into the 2007 season that required two surgeries to repair damage to his ACL, PCL, LCL, hamstring, lateral band, posterior capsule and popitillas. Made his return during the 2008 season and managed to play in eight games, catching two passes that both resulted in TDs.

PRO CAREER:

Selected in the seventh round (233rd overall) of the 2010 NFL Draft, Dray has appeared in 26 games (three starts) in two seasons with the Cardinals.

2011: Played in 10 games, recording two receptions for 25 yards and two special teams tackles … inactive for the first six games of the season due to a pectoral injury suffered in the final preseason game … made his season debut and played on offense and special teams @ Bal (10/30); had one special teams tackle … recorded his first receptions of the season vs. StL (11/6), finishing with two catches for a career-high 25 yards; marked the first multi-reception game of his career … played on offense and special teams in each of the next five games … had one special teams tackle vs. Cle (12/18) … played on offense and special teams @ Cin (12/24) and vs. Sea (1/1).

2010: Started three of 16 games played as a rookie, registering three receptions for 37 yards and five special teams tackles … helped block for a rushing attack that totaled over 100 yards for the third straight week vs. Oak (9/26) … registered the longest offensive play for the Cardinals @ SD (10/3), a 24-yard reception that helped put Arizona in position for a 53-yard FG; marked first career reception … recorded first career special teams tackle vs. NO (10/10) … hauled in a 17-yard pass from WR Steve Breaston @ Min (11/7) … made first career start as part of a two TE formation @ KC (11/21) and helped block for a rushing attack that recorded 101 yards on 20 carries; became first rookie TE to start for AZ since Ben Patrick in '07 … hauled in one reception for six yards vs. StL (12/5) … made second career start as part of a two TE formation and had one special teams tackle vs. Den (12/12); helped block for a rushing attack that totaled 211 yards on 34 carries (6.2) … contributed on offense and recorded one special teams tackle in each of the next two games: @ Car (12/19) and vs. Dal (12/25) … started the season finale @ SF (1/2/11) after TE Stephen Spach suffered a calf injury during pre-game warm-ups.

COLLEGE:

Started 39 career games at Stanford, hauling in 41 receptions for 455 yards and seven TDs … earned second-team All-Pac 10 honors as a senior … during his junior season, made a remarkable return from a devastating knee injury suffered six games into his sophomore season … had a standout freshman season, earning Sporting News Pac-10 All-Freshman honors … earned All-Pac-10 Conference second-team honors by the league's coaches after appearing in all 13 games (11 starts) as a senior … excelled as a blocker for a Cardinal rushing attack that ranked 11th in the nation (218.2 ypg) led by Heisman Trophy runner-up Toby Gerhart … hauled in 11 passes for 149 yards and a career-high three TDs, averaging 13.5 yards per reception … as a junior in '08, appeared in eight games and made five starts to cap off a remarkable comeback from a major left knee injury suffered six games into the '07 season … caught two passes for 12 yards, both resulting in TDs … as a sophomore, started the first six games of the season at TE and finished the year with nine catches for 116 yards and a TD … suffered a season-ending left knee injury on punt coverage in the TCU game that required multiple surgeries to repair … started the final 11 games of his freshman season at TE and tied for second on the team with 19 catches for 178 yards and a TD … named to The Sporting News Pac-10 Conference All-Freshman team … redshirted as a freshman in '05.

PERSONAL:

Named first team All-Bergen County, All-North New Jersey, all-league, as well as second-team All-State as a junior and senior at Bergen Catholic (Oradell, NJ) High School … finished his prep career with 66 receptions for 786 yards and five TDs … also totaled 281 tackles, 27 tackles for loss, and 20 sacks as a LB … earned MVP honors in the 2003 state championship game … excelled in the classroom, where he was a member of the National Honor Society.

DRAY CAREER STATS

			Receiving					
Year	Team	GP/GS	Rec	Yds	Avg	Lg	TD	STT
2010	Ariz	16/3	3	47	15.7	24	0	5
2011	Ariz	10/0	2	25	12.5	20	0	2
Total		**26/3**	**5**	**72**	**14.4**	**24**	**0**	**7**

Single Game Highs:

Receptions: 2, vs. St. Louis, 11/6/11; **Receiving Yards:** 25, vs. St. Louis, 11/6/11; **Long Reception:** 24, @ San Diego, 10/3/10.

NICK EASON

98 | DEFENSIVE TACKLE

HT. 6-3 | WT. 305

COLLEGE
Clemson

HOMETOWN
Lyons, GA

HOW ACQUIRED
UFA-11 (Steelers)

YEARS NFL | CARDINALS
10 | 2

DOB: May 29, 1980

NOTE CARDS

- Signed a two-year contract with the Cardinals as a free agent on 7/29/11 after spending the previous four seasons with the Pittsburgh Steelers.
- During his first season in Arizona, appeared in all 16 games, including a career-high six starts at nose tackle.
- Has appeared in 101 games (20 starts) during his first nine NFL seasons, playing with the Cardinals, Steelers, Browns and Broncos. Has also appeared in seven postseason games during his career, including Super Bowls XLIII and XLV with the Steelers.
- Was the first football player in Clemson history to graduate with two years of eligibility remaining, earning his degree in Sociology in August of 2001.

PRO CAREER:

Originally a fourth-round draft pick (114th overall) of the Denver Broncos in 2003, was released by the Broncos on 9/5/04. Signed to the Browns practice squad on 10/5/04 and was elevated to the active roster on 11/26/04. Signed with the Steelers on 4/17/07 as a free agent and re-signed with the team on 3/27/08. Released by Pittsburgh on 10/3/09 before re-signing on 10/5/09. Re-signed with the Steelers as a free agent on 4/8/10 before signing with the Cardinals as a free agent on 7/29/11.

2011: Played in all 16 games with a career-high six starts at nose tackle during his first season in Arizona … recorded 14 tackles and one sack … in first game with the Cardinals, played on defense and special teams and had one tackle vs. Car (9/11) … made first start with the Cardinals @ Was (9/18) … had one tackle @ Sea (9/25) … recorded one solo tackle vs. NYG (10/2) … recorded one tackle vs. StL (11/6) … with Dan Williams on injured reserve, started at NT @ StL (11/27) … made his second consecutive start at NT and had two tackles and one QB hit vs. Dal (12/4) … collected his first sack as a Cardinal vs. SF (12/11), helping Arizona record five sacks for the second straight game; also posted a season-high four tackles, including one for loss … recorded one unassisted tackle vs. Cle (12/18) … played in his 100th career game and registered two tackles @ Cin (12/24) … started at NT in the season finale vs. Sea (1/1/12).

2010: Played in all 16 regular season and three postseason games for the Steelers, including Super Bowl XLV … made five starts at DE during the regular season … totaled 17 tackles, 1.5 sacks and two passes defensed … posted a sack @ TB (9/26) … recorded two tackles and a half-sack vs. Cle (10/17) … moved into the starting lineup at DE @ Mia (10/24) … made a second consecutive start @ NO (10/31) … also started vs. NE (11/14), vs. Oak (11/21) and @ Buf (11/28) … had three tackles vs. NE (11/14) … posted a season-high five tackles @ Buf (11/28) … played but did not record any stats in three postseason games.

2009: Played in eight games with five starts at DE for Pittsburgh and totaled 18 tackles and one pass defensed … replaced injured Travis Kirschke in the starting lineup at DE @ Den (11/9) and collected one tackle … had two tackles while starting at DE vs. Cin (11/15) … made third consecutive start and had two tackles and a pass defensed @ KC (11/22) … had three tackles vs. Bal (12/27) … started and recorded a season-high six tackles @ Mia (1/3/10).

2008: Played in 15 regular season games and all three postseason games in his second season with the Steelers, including Super Bowl XLIII … totaled 12 tackles, 1.5 sacks and one pass defensed on the season … recorded three tackles, including a half-sack, in season opener vs. Hou (9/7) … contributed to a defense that held Eagles to just 260 total yards and 65 rushing yards @ Phi (9/21) … inactive with a groin injury @ Jax (10/5), ending a streak of 31 consecutive games played … returned to action @ Cin (10/19) and helped hold Bengals to just 212 total yards … had one tackle and a sack @ Was (11/3) … part of defense that limited Chargers RB LaDainian Tomlinson to just 57 yards vs. SD (11/16) … played as a reserve DE in each game the remainder of the season … had one tackle in AFC Championship Game victory vs. Bal (1/18/09) … played as a reserve DE in Super Bowl XLIII vs. Ari (2/1/09).

2007: During his first season in Pittsburgh, appeared in all 16 games (one start) and one postseason game … totaled seven tackles on the season … helped Pittsburgh hold the Browns to only 46 rushing yards @ Cle (9/9) … contributed to a defense that held 49ers RB Frank Gore to just 39 yards vs. SF (9/23) … part of a unit that allowed just 144 total yards of offense and eight first downs vs. Sea (10/7) … replaced injured DE Aaron Smith @ Den (10/21) and had one tackle … made his first start as a Steeler in place of Smith @ Cin (10/28) … helped Steelers limit Dolphins to 159 total yards and nine first downs vs. Mia (11/26) … made his postseason debut in Wild Card Game vs. Jax (1/5/08).

2006: Played in 13 games and made three starts for the Browns, finishing the season with 23 tackles … suffered right ankle injury in the season opener vs. NO (9/10) and missed the next three games … had one tackle in return to action @ Car (10/8) … had three solo tackles in helping Browns defense hold the Jets to 193 yards of total offense vs. NYJ (10/29)

CARDINALS IN THE COMMUNITY

Defensive lineman **Nick Eason** stayed busy off the field during his first year with the Cardinals. A nine-year NFL veteran, Eason quickly became a fixture in the team's community activities.

Eason was a regular at numerous Gatorade Jr. Training Camps as well as at team kids camps throughout the Valley. He also participated in Sagicor's "Read with Big Red Program" and pitched in during a telethon benefitting the Phoenix Children's Hospital. In addition, he was one of 10 teammates that joined teammate Darnell Dockett for his third annual "Happy Holidays with Nine-0" event, when they hosted 100 kids from South Phoenix for a holiday party and shopping spree at Toys "R" Us. Each child was given money to shop for themselves and for their family during the holiday season.

This past July, Eason hosted "Gospel Fest 2012" in his home state of Georgia in support of the Nick Eason Foundation, which he began in 2008. The foundation provides assistance to families of patients with long-term illnesses through financial aid for personal and/or medical bills.

... made his first career start at DE @ SD (11/5) ... collected season-high four tackles vs. Cin (11/26) ... started final two games of the season at DE, recording three tackles vs. TB (12/24) and four tackles @ Hou (12/31).

2005: In his second season with the Browns, posted a career-high 26 tackles and two sacks while playing in all 16 games at either DE or DT ... had three tackles in season opener vs. Cin (9/11) ... collected two tackles, including one for loss, @ Ind (9/25) ... totaled three tackles vs. Mia (11/20) ... had one tackle and a pass defensed @ Min (11/27) ... recorded three tackles and his first career sack @ Oak (12/18) ... recorded his second sack in as many games the following week vs. Pit (12/24) ... had a season-best four tackles vs. Bal (1/1/06).

2004: Made his NFL debut with the Cleveland Browns, recording two tackles vs. SD (12/19) ... began the season with the Denver Broncos and was allocated to NFL Europe ... played with the Scottish Claymores ... waived by Denver in September and signed by Cleveland to the practice squad on 10/5 ... spent seven weeks on the practice squad before being promoted to the active roster.

2003: Suffered an Achilles injury in training camp with the Broncos and spent the entire season on injured reserve.

COLLEGE:

Played in 47 games with 35 starts while at Clemson and totaled 153 tackles, 15 sacks and 30 tackles for a loss ... also had two forced fumbles, two fumble recoveries and six passes defensed ... earned first-team All-ACC honors as a senior in '02 when he totaled 62 tackles and ranked second on the team with seven sacks while starting at weak-side DT ... started every game at strong-side DT in '01, finishing with 37 tackles, two fumble recoveries and two passes defensed ... named team's Defensive MVP as a sophomore in '00, as he tied for the team lead with seven sacks ... also won defense's Hustle Award and Dedication Award ... played in every game as a redshirt freshman in '99 ... redshirted as true freshman in '98 ... graduated with a degree in Sociology in August 2001, becoming the first player in school history to graduate with two years of eligibility remaining.

PERSONAL:

Attended Toombs County (Lyons, GA) High School where he averaged more than 10 tackles per game as a senior ... four-year letterman in football ... played in the Georgia North/South All-Star Game ... also was named the Class 2A Georgia Basketball Player of the Year and lettered twice in track ... received the U.S. Marine Corps Excellence Award.

EASON CAREER STATS

			Tackles			Sacks		Interceptions						
Year	Team	GP/GS	Solo	Asst	Ttl	Sk	Yds	Int	Yds	Lg	TD	PD	FR	FF
2003	Den	Injured Reserved - Achilles												
2004	Cle	1/0	1	1	2	0.0	0	0	0	0	0	0	0	0
2005	Cle	16/0	8	18	26	2.0	6	0	0	0	0	1	0	0
2006	Cle	13/3	14	9	23	0.0	0	0	0	0	0	0	0	0
2007	Pit	16/1	5	2	7	0.0	0	0	0	0	0	0	0	0
2008	Pit	15/0	9	3	12	1.5	7	0	0	0	0	1	0	0
2009	Pit	8/5	17	1	18	0.0	0	0	0	0	0	1	0	0
2010	Pit	16/5	10	7	17	1.5	11	0	0	0	0	2	0	0
2011	Ariz	16/6	8	6	14	1.0	8	0	0	0	0	0	0	0
Total		**101/20**	**72**	**47**	**119**	**6.0**	**32**	**0**	**0**	**0**	**0**	**5**	**0**	**0**

Single Game Highs:

Total Tackles: 6, @ Miami, 1/3/10; **Solo Tackles:** 5, @ Miami, 1/3/10; **Sacks:** 1.0, five times, last vs. San Francisco, 12/11/11.

EASON POSTSEASON STATS

			Tackles			Sacks		Interceptions						
Year	Team	GP/GS	Solo	Asst	Ttl	Sk	Yds	Int	Yds	Lg	TD	PD	FR	FF
2007	Pit	1/0	0	0	0	0.0	0	0	0	0	0	0	0	0
2008	Pit	3/0	1	0	1	0.0	0	0	0	0	0	1	0	0
2010	Pit	3/0	0	0	0	0.0	0	0	0	0	0	0	0	0
Total		**7/0**	**1**	**0**	**1**	**0.0**	**0**	**0**	**0**	**0**	**0**	**1**	**0**	**0**



JAY FEELY

3 | KICKER

HT. 5-10 | WT. 208

COLLEGE
Michigan

HOMETOWN
Tampa, FL

HOW ACQUIRED
FA-10

YEARS NFL | CARDINALS
12 | 3

DOB: May 23, 1976

NOTE CARDS

- Since entering the NFL in 2001, has scored 1,210 points, the second-highest total in the league in that time period behind only 49ers kicker David Akers (1,357).
- Has successfully converted 297 consecutive PATs dating back to 11/9/03 (@ NYG) as a member of the Atlanta Falcons, the longest active streak in the NFL.
- In 11 NFL seasons, has appeared in 175 of 176 possible games during the regular season, missing his only career game at the beginning of 2008 when he signed with the Jets after the season opener. Played in 112 consecutive games to start his career before missing the '08 opener.
- Named a team captain for the first time in his career with the Cardinals in 2011.
- Connected on two game-winning field goals in overtime in 2011, giving him three game-winning FGs as a member of the Cardinals and eight in his career.
- With his 22-yard game winner in overtime against the Cleveland Browns in Week 15 of the '11 season, became just the second kicker in NFL history to kick OT FGs with four different teams (also had game-winners with Atlanta, NY Giants, and NY Jets). He joined Todd Peterson (Arizona, Kansas City, Pittsburgh, and San Francisco) as the only kickers to have accomplished that feat.
- Against the Denver Broncos in Week 14 of the '10 season, earned NFC Special Teams Player of the Week honors after totaling 25 points in the Cardinals victory, the second-highest point total by a kicker in NFL history (Rob Bironas, 26 pts, 10/21/07 vs. Houston). Feely scored his first career TD in the win vs. Denver on a five-yard run off a fake FG attempt, becoming the first kicker in franchise history to score a TD. The TD was the first by a kicker since Dallas' Tim Seder scored on an 8-yard run on 10/7/01 at Oakland.
- In the 25-point performance vs. Denver, Feely scored 22 consecutive points in the game (5 FG, TD, PAT) after the Broncos took an early 3-0 lead. It represented the most consecutive points scored in a game by an individual player in the Super Bowl era (post 1967).
- In addition to his TD against the Broncos, Feely also kicked five FGs vs. Denver, one of which was a 55-yarder that tied his career-high and tied for the longest FG in franchise history. He became the first NFL player in 46 years to score a TD and kick a FG of 50+ yards (Gino Cappelletti, 11/20/64, 25-yard TD reception and 51-yard FG).
- Between Weeks 3 and 14 of the 2010 season, connected on 18 consecutive FG attempts, the second-longest streak in Cardinals history (Neil Rackers, 31, 2005). As a member of the NY Jets, connected on 24 consecutive FG attempts between 2008-09, establishing a franchise record. Also had a streak of 22 consecutive successful FG attempts between 2006-07 with the Giants and Dolphins.
- Totaled 107 points in 2010, his seventh career 100-point season. Has reached the 100-point plateau in seven of his 11 NFL seasons and led all NFL kickers in points during the 2002 (138) and 2005 (148) seasons.
- Has successfully converted six onside kicks during his career.
- Has appeared in the playoffs five times with three different teams: Atlanta (2002, 2004), NY Giants (2005, 2006) and NY Jets (2009).
- Majored in Education at the University of Michigan. After graduating in 1998, worked as a financial consultant prior to entering the NFL in 2001.
- During the 2012 offseason, spent time in Haiti with Food for the Hungry and Mission of Hope (MOH) Haiti, assisting children and those affected by the devastating earthquake in 2010.
- A major contributor to various community efforts, is a longtime volunteer with the Muscular Dystrophy Association and Special Olympics. He was named the Atlanta Falcons 2002 Man of the Year, was the United Way's Hometown Hero Award recipient with the NY Giants and was named the Muscular Dystrophy Man of the Year in 2010.

PRO CAREER:

Originally signed by the Atlanta Falcons as a rookie free agent on 4/12/01 and played four seasons with the Falcons before signing with the Giants as an unrestricted free agent on 3/8/05. Played two seasons with the Giants before signing with the Dolphins as an unrestricted free agent on 3/8/07. Released by the Dolphins on 8/12/08. Signed with the Jets on 9/10/08. Played two seasons with the Jets before signing a two-year contract with the Cardinals on 4/2/10 as a free agent. Re-signed with the Cardinals on 3/23/12, agreeing to a three-year contract.

2011: After being selected as a special teams captain for the first time, made 19 of 24 FGAs and all 33 extra point attempts … had two OT game-winning FGs … extended consecutive PATs made streak to 297 … had a career-high 22 touchbacks on kickoffs … made all four extra point attempts and had three touchbacks on five kickoffs vs. Car (9/11) … connected on a season-long 51-yard FG and made only extra point attempt @ Min (10/9) … good on both FGAs, including a game-tying 45-yarder in the fourth quarter @ Bal (10/30) … made both FGAs vs. StL (11/6), giving him seven consecutive FGAs over five-game stretch … made all three FGAs and both extra point attempts @ StL (11/27); 11 points scored and three FGs both marked season highs; recorded his first special teams tackle of the season … made both FG attempts and lone extra point attempt vs. Dal (12/4) … made his seventh career game-winning FG on a 22-yarder in OT vs. Cle (12/18); marked his second game-winning FG with the Cardinals; became just the second kicker in NFL history to kick OT FGs with four different teams (Arizona, Atlanta, NY Giants, and NY Jets); also tied the game with a 33-yard FG in the fourth quarter and made both extra point attempts … made only FGA, a 29-yarder, in the fourth quarter that brought the Cardinals within seven, and only extra point attempt @ Cin (12/24) … notched his eighth-career game-winning FG with a 28-yarder in OT vs. Sea (1/1/12); marked his third game-winner with the Cardinals and second in three games; equaled his season high with three FGs and 11 points; tied a career high with four touchbacks.

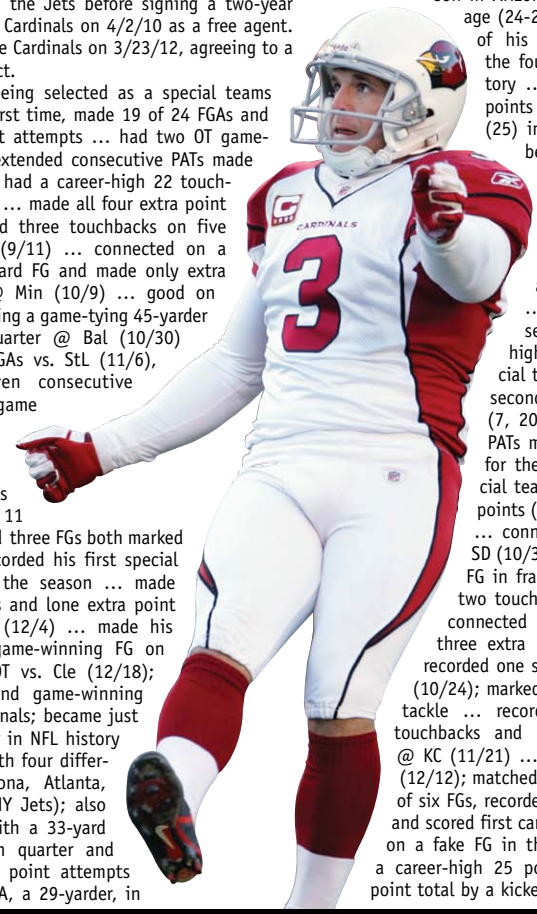

2010: Played in all 16 games during his first season in Arizona … his 88.9 FG percentage (24-27) was the second highest of his career (91.3, 2007) and the fourth best in franchise history … scored the second most points by a kicker in NFL history (25) in Week 14 against Denver, becoming the first kicker in franchise history to score a TD … 24 FGs made were the sixth most in a single season in franchise history … named as a Pro Bowl alternate … 16 touchbacks on the season tied his then-career high set in 2002 … six special teams tackles represent the second highest total of his career (7, 2001); extended consecutive PATs made streak to 264 … tied for the team lead with two special teams tackles and totaled six points (FG, 3/3 PAT) vs. Oak (9/26) … connected on a 53-yard FG @ SD (10/3); tied for the third longest FG in franchise history … recorded two touchbacks on five kickoffs and connected on all three FGAs and all three extra points vs. NO (10/10) … recorded one special teams tackle @ Sea (10/24); marked 40th career special teams tackle … recorded a season-high three touchbacks and connected on both FGAs @ KC (11/21) … had a career day vs. Den (12/12); matched career-high by hitting five of six FGs, recorded one special teams tackle and scored first career TD with a five-yard run on a fake FG in the second quarter; totaled a career-high 25 points—the second highest point total by a kicker in NFL history (26 points

A HIGH SCORER

K **Jay Feely** is one of 12 NFL players who have eclipsed 1,000 points since 2001, the year he entered the league. In that time, Feely has tallied 1,210 points, the second-highest total in the NFL dating back to '01 behind only 49ers kicker David Akers (1,357).

NFL Points Leaders (2001-present)

Pts	Player	XPM	XPA	FGM	FGA
1,357	David Akers	439	443	306	370
1,210	**Jay Feely**	**382**	**384**	**274**	**334**
1,195	Ryan Longwell	445	452	250	303
1,177	Adam Vinatieri	424	430	251	298
1,159	Sebastian Janikowski	346	349	271	336

Feely has surpassed the 100-point plateau seven times in his 11 NFL seasons and led all kickers in points during the 2002 (138) and 2005 (148) seasons.

A HISTORIC DAY

K **Jay Feely** scored his first career TD on a 5-yard run off a fake FG attempt in Week 14's 43-13 win vs. Denver in 2010. It was the first-ever TD by a Cardinals kicker. According to the Elias Sports Bureau, prior to Feely's 5-yard TD run, the last NFL placekicker to score a TD of any kind was Tim Seder of Dallas with an 8-yard run on 10/7/01 at the Raiders.

Feely became just the 4th kicker since the 1970 merger to score a rushing TD: Dallas' Seder (10/7/01 & 11/12/00); Cleveland's Phil Dawson (10/10/99); NY Giant's Jess Atkinson (10/13/85).

In addition to his TD, Feely tied a career-high with five FGs and four PATs, giving him 25 points for the game. That total represented the second-highest point total by a kicker in NFL history, trailing only the 26 points posted by Tennessee's Rob Bironas on 10/21/07 vs. Houston (8 FGs, 2 PATs). Feely became the first player in NFL history to score a TD and kick five FGs in a game.

Most Points By Kicker—NFL Record

Pts	Player (Team)	Game
26	Rob Bironas (Ten)	10/21/07 vs. Houston
25	**Jay Feely (Ari)**	**12/12/10 vs. Denver**
23	Bill Cundiff (Dal)	9/15/03 vs. NY Giants
22	Jim Bakken (StL)	9/24/67 vs. Pittsburgh

Six players tied with 21

22 STRAIGHT POINTS

After Broncos K Steven Hauschka's 32-yard FG gave Denver a 3-0 lead with 10:36 remaining in the first quarter, Feely accounted for each of the game's next six scores and all 22 points in the next 44:16. It wasn't until Hauschka's 30-yard FG with 11:20 remaining in the fourth quarter that Denver got back on the scoreboard, with Arizona leading 22-6. Feely's run of 22 points looked like this:

- 36-yard FG (3-3 Tie)
- 48-yard FG (6-3 Arizona)
- 5-yard run on fake FG, followed by PAT (13-3 Arizona)
- 55-yard FG (16-3 Arizona)
- 23-yard FG (19-3 Arizona)
- 49-yard FG (22-3 Arizona)

Feely's 22 consecutive points marked the most consecutive points scored in a game by an individual player in the Super Bowl era (post 1967). Prior to that the last player to score more than 22 uninterrupted points was Green Bay's Paul Hornung, who totaled 24 consecutive points in a 45-7 win vs. Baltimore on 10/8/61. In that game, Hornung kicked a 38-yard FG, then scored three consecutive TDs (and PATs) on a 1-yard run, an 8-yard reception and another 1-yard run.

FEELY FOR 50 and 7

Feely's third FG of the day was a 55-yarder that tied for the longest FG of his career and tied for the longest FG in franchise history. It was the fourth 55-yard FG he has made and the first since 11/1/09 vs. Miami as a member of the Jets. With the 55-yard FG, Feely became the first player in 46 years to kick a 50+ yard FG and score a TD in the same game. The last player to do so was the Boston Patriots' Gino Cappelletti on 11/20/64 vs. Denver. In that game, Cappelletti caught a 25-yard TD pass and kicked a 51-yard FG.

by Tennessee's Rob Bironas, 10/21/07 vs. Hou—8 FGs, 2 PATs); named NFC Special Teams Player of the Week for the second time in his career (week 7, 2002); fourth made FG of the day marked 18th consecutive FG made, passing Neil Rackers (15 in 2008) for the second longest streak in franchise history ... connected on both FGAs (23, 30) ... recorded two touchbacks while connecting on both extra point attempts and was 2-3 FGAs vs. Dal (12/25), including a game-winning 48-yard FG with five seconds left to give the Cards a 27-26 victory; marked sixth game-winning FG of his career and third in regulation; first game-winning kick since 11/13/08 at New England when he hit a 34-yard FG in OT.

2009: Handled the kicking duties for all 16 regular season games and all three postseason contests for the Jets ... finished the season by connecting on 30-of-36 FGAs and all 32 PATs during the regular season ... in the season opener, kicked a 24-yard FG to complete a 16-play, 68-yard drive @ Hou (9/13); marked his 15th consecutive successful FGA, tying him with Mike Nugent (2007) for the fourth longest streak in Jets history ... scored 10 points and was a perfect 3-for-3 on FGs (33, 24, 39) vs. NE (9/20) ... kicked a 23-yard FG in the first quarter vs. Buf (10/18), his 23rd consecutive successful FGA, breaking Pat Leahy's franchise record; also connected on a 41-yard FG before missing a 44-yarder at the end of the first half to set the new franchise record at 24 consecutive FGs made ... tied his career-long and the Jets franchise record with a 55-yard FG in the third quarter; also recorded two special teams tackles vs. Mia (11/1) ... converted two extra points and did not attempt a FG for the first time in '09 @ NE (11/22) ... connected on four FGs (38, 49, 31, 37) in a game for the first time in '09 and third time with the Jets vs. Buf (12/3) ... scored a season-high 14 points on four FGs (4-of-5: 40, 24, 49, 49) and two extra points @ TB (12/13); kicked at least four FGs in a game for the second time in '09 and fourth time with the Jets; pushed him past 100 points for the season, marking the sixth time he has accomplished the feat in his career ... hit FGs of 35 and 43 yards and one PAT @ Ind (12/27); added a special teams tackle ... totaled 13 points in the regular season finale (three FGs, four PATs) vs. Cin (1/3/10) ... played in his seventh postseason game and first with the Jets in the Wild Card matchup @ Cin (1/9/10); kicked a 20-yard FG and three PATs; punted in place of Steve Weatherford, the first time he has punted in the NFL and finished the game

FEELY FOR THE WIN

K **Jay Feely** had two game-winning field goals in overtime for the Cardinals in 2011 with both coming in the final three games of the season. Feely's clutch kicking helped the Cardinals set an NFL single-season record with four overtime wins in '11.

His two game-winners last season give Feely three game-winning field goals as a member of the Cardinals and eight for his career. Three of Feely's game-winners have come at the end of regulation and five have come in overtime.

2011: Arizona

Game 14, December 18 vs. Cleveland

Feely's second FG of the day was a 22-yarder that came on the Cardinals first possession of OT and capped a comeback after Arizona trailed 17-7 in the fourth quarter. The 22-yard kick was Feely's first OT game-winner for the Cardinals. Having also kicked OT game-winners for the Falcons, Giants and Jets, Feely joined Todd Peterson (Arizona, Kansas City, Pittsburgh, and San Francisco) as the only kickers in league history with four OT game-winning FGs for four different teams.

Game 16, January 1, 2012 vs. Seattle

Feely's third FG of the day was a 28-yarder in OT, giving him two game-winning FGs in a single season for the first time in his career. His clutch kicking helped the Cardinals set an NFL single-season record with four overtime wins in '11.

2010: Arizona

Game 15, December 25 vs. Dallas

Feely's second FG of the day was a 48-yarder that came with just five seconds remaining in regulation and capped the Cards 27-26 come-from-behind win against the Cowboys. The 48-yarder was the second-longest game winning FG of his career and longest since 12/23/01 vs. Buffalo as a member of the Falcons (52 yards).

2008: New York Jets

Game 10, November 13 @ New England

Feely connected on a 34-yard FG with 7:15 remaining in OT for a 34-31 Jets victory. Marked his third career game-winning FG in OT.

2005: New York Giants

Game 13, December 11 @ Philadelphia

Feely's fourth FG of the day was a 36-yarder with 3:55 remaining in OT that gave the Giants a 26-23 victory over the Eagles.

2004: Atlanta

Game 14, December 18 vs. Carolina

Feely's first-career game-winning FG in OT came when he kicked a 38-yard FG just 2:25 into OT to give the Falcons a 34-31 victory over the Panthers.

2002: Atlanta

Game 7, October 27 @ New Orleans

With the Falcons trailing 35-34, Feely connected on a 47-yard FG as time expired in regulation, lifting Atlanta to a 37-35 win over the Saints.

2001: Atlanta

Game 14, December 23 vs. Buffalo

The first game-winning FG of Feely's career came in his rookie season. With the score tied at 30, he hit a 52-yard FG as time expired to give the Falcons a 33-30 victory over the Bills.

with seven punts for 220 yards (31.4 avg.), with three landing inside-the-20 … his 46-yard FG marked the Jets first points of the game and brought the score to 7-3 in the Divisional game @ SD (1/17/10); 46-yarder tied for third-longest in Jets postseason history … named game captain in the AFC Championship game @ Ind (1/24/10) and kicked a 48-yard FG to make the score, 17-6 Jets; 48-yarder was the second longest in Jets postseason history.

2008: Converted 24-of-28 FGs and 39 PATs for 111 points in his first season with the Jets … made a 52-yard FG with :08 remaining that sent the game into OT @ Oak (10/19) … named Jets Special Teams Player of the Game after connecting on all four FGAs, including a 55-yard FG with no time remaining in the first half that tied for the longest in Jets history and matched a career-long vs. StL (11/9); added five PATs and logged two special teams tackles in the game … with 7:15 remaining in OT, connected on a game-winning 34-yard FG @ NE (11/13) that marked his third career OT FG kick for a win.

2007: In his lone season with the Dolphins, connected on 21-of-23 FGAs (91.3 percent), third-best in the AFC and in the NFL behind only Josh Scobee (JAX) and Jeff Reed (PIT) … after hitting the first 12 FGAs of the season, had connected on 19 consecutive attempts dating back to 2006 … played in the 100th NFL regular season contest of his career vs. Oak (9/30) … accounted for season highs in both FGs (4) and points (13) the following week, as he connected on all four of his FGAs, including two from 40 yards-or-longer (40, 48), in addition to his only PAT @ Hou (10/7); marked the sixth time in his career that he tallied four or more FGs in a game … hit a season-long 53-yard FG and also connected from 44 yards out vs. NYJ (12/2); 53-yarder was his first from 50+ yards out since the '05 season … converted all three FGAs as Miami recorded their only win of the season, a 22-16 OT decision vs. Bal (12/16); two of his three FGs occurred in the fourth quarter – a 22-yarder 2:54 into the period to tie the game at 13-13 and a 29-yarder with 1:56 to play, giving the Dolphins a 16-13 lead.

2006: Connected on 23-of-27 FGs and all 38 PATs for 107 points for the Giants … converted his final 10 FGAs of the regular season, covering a seven-game stretch … connected on a season-high four FGs (five attempts) in a 19-3 win vs. Was (10/8), hitting from 24, 34, 32 and 40 yards out … hit on all three FGAs, including a season-long 47-yard kick vs. Phi (12/17) … with 10 points (2/2 FGs, 4/4 PATs), surpassed 100 points for the season in the finale @ Was (12/30) … hit on both FGAs (20, 24) and both PATs in his sixth career postseason game @ Phi (1/7/07); eight points marked his second-highest point total in a postseason game.

2005: Established career highs by converting 35-of-42 FGs and hit all 43 PATs for 148 points, the most in the NFL among kickers and second overall in the NFL (Shaun Alexander, 168) … voted a first alternate to the Pro Bowl for the NFC … connected on his first 13 FGAs of the season … recorded 10+ points in five games … hit both FGAs (50, 45) in 16-13 OT loss @ Dal (10/16), the first of three straight games in which he hit on a FG of 50 yards or longer … the following week, connected on a season-long 52-yard FG in a 24-23 win vs. Den (10/23); marked the first time in his career he connected on a FG of 50+ yards in back-to-back games … tied a career high with five FGs (six attempts), accumulating a career-high 18 points vs. Was (10/30); included in his total was a 50-yard FG, his third consecutive game with a FG of 50+ yards, a career-high; third attempt, and only miss, in the game hit the left upright from 51 yards out, snapping his string of 14 consecutive successful FGAs in the regular season … made two-of-five FGs @ Sea (11/27) … hit on all four FGAs (24, 21, 27, 36) @ Phi (12/11); the 34-yarder came with 3:55 to play in OT, giving the Giants a 26-23 victory; marked his second-career game winning FG in OT.

2004: In fourth and final season with the Falcons, hit 18-of-23 FGs and 40-40 PATs for 94 points … recovered his own onside kick in a 34-17 win vs. StL (9/19); also hit on FGs of 35 and 25 yards and all four PATs … in a defensive battle, accounted for all of Atlanta's points, on FGs of 25 and 23 yards, in a 6-3 win vs. Ari (9/26) … connected on all three PATs and both FGAs, including a season-long 47-yarder @ Car (10/3) … recorded the second reception of his NFL career when he hauled in a pass from holder Chris Mohr on a fake FGA (-2 yards) vs. Det (10/10) … converted a successful onside kick in 41-28 win @ Den (10/31); marked the fifth successful onside kick in his career and second of the '04 season; also connected on 2-of-3 FGAs (24, 43) and 5-of-5 PATs for a season-high 11 points … made good on 2-of-3 FGAs, including a 38-yarder that came 2:25 into the OT period, giving the Falcons a 34-31 victory vs. Car (12/18); marked his first career game-winning FG in OT … converted both FGAs and all seven PATs in two postseason games … established postseason career-highs by connecting on 6-of-6 PATs and totaling nine points in the Divisional win vs. StL (1/15/05); FG came from 38 yards out.

2003: In third season with the Falcons, appeared in all 16 games for the third consecutive season and was good on 19-of-27 FGAs and 32-of-33 PATs, for a total of 89 points … in the season opener, connected on both FGAs (37, 31) and all three PATs for nine points @ Dal (9/7) … attempted the longest FG of his career but his 60-yarder was blocked @ StL (10/13); did not attempt a PAT and for the first time in his career was held without a point in the game

STREAKS CONTINUE

Between Weeks 3 and 14 of the 2010 season, **Jay Feely** connected on 18 consecutive FG attempts, the second-longest streak in Cardinals history. The streak ended when Feely's fifth FG attempt vs. Denver in Week 14 missed wide left from 49 yards. Feely finished the 2011 season by hitting on 11 consecutive FG attempts, tying the fifth-best streak in team history. That streak will resume in 2012.

Franchise Record—Consecutive FGs Made

FG	Player (Year)
31	Neil Rackers (Games 1-10, 2005)
18	**Jay Feely (Games 3-13, 2010)**
15	Neil Rackers (Games 5-11, 2008)
12	Neil Rackers (Games 3-13, 2009)
11	**Jay Feely (Games 11-16, 2011)**
	Bill Gramatica (Games 4-11, 2001)
	Greg Davis (Games 10-14, 1994)

EIGHT YEARS SINCE HE MISSED

Jay Feely has successfully converted 297 consecutive PATs dating back to 11/9/03. His 297 consecutive PATs rank as the longest active streak in the NFL.

Consecutive PATs—Longest Active Streak

PATs	Player
297	**Jay Feely**
250	Stephen Gostkowski
231	Robbie Gould
212	Nick Folk
209	Rob Bironas

For his career, Feely has hit on 382 of 384 PATs. His last miss came on 11/9/03 @ NY Giants when he had a third quarter PAT blocked. Feely has hit on 62 of 62 PATs in two seasons with the Cardinals.

... had one of his best games of the season vs. Phi (11/2) when he hit on all three FGAs (40, 25, 46), his only PAT and two of his five kickoffs went for touchbacks; 46-yard FG marked his longest of the season; recorded double-digit points (10) for the first time on the season ... the following week, had a third quarter PAT blocked @ NYG (11/9); second blocked PAT of his career and also marked last time he had one blocked ... good on all three of his FGAs (26, 38, 37) and all three PATs and totaled a season-high 12 points as the Falcons recorded a 30-28 victory @ TB (12/20).

2002: In his second season with the Falcons, converted 32-of-40 FGAs and hit 42-of-43 PATs for 138 points, the most among kickers and second overall in the NFL (Priest Holmes, 144) ... connected on 9-of-10 FGs and all nine PATs and was named NFC Special Teams Player of the Month for October ... in season-opening 37-34 OT loss @ GB (9/8), connected on both FGAs, including a season-long 52-yarder that came with five seconds to play in regulation to send the game into OT; also recorded a career-high four touchbacks on eight kickoffs ... executed a successful onside kick vs. TB (10/6) and provided the Falcons with their only points of the day on FGs of 34 and 32 yards ... earned NFL Special Teams Player of the Week honors in 30-0 win vs. Car (10/20) when he connected on all three of his FGAs (41, 45, 49); was also 3-of-3 on PATs for 12 points and recorded touchbacks on three of seven kickoffs; marked the first time in his career that he hit on three FGs of 40+ yards in a game ... hit all three FGAs (31, 32, 47) @ NO (10/27) and his final FG occurred as time expired in regulation, lifting the Falcons to a 37-35 victory; marked the second game-winning FG of his career ... in a 36-15 victory @ Det (12/22), hit all five FGAs (23,23,36,20,39), setting a career-high for FGs in a game ... connected on 3-of-4 FGAs, including a pair from over 40 yards (42,49) in the regular season finale @ Cle (12/29) ... in first career postseason game, connected on 2-of-4 FGAs (22, 23) and all three PATs in the Wild Card win @ GB (1/4/03) ... made good on 2-of-3 FGAs in the Divisional game @ Phi (1/11/03), including a postseason career-long 52-yarder.

CARDINALS IN THE COMMUNITY

Veteran kicker **Jay Feely** spends a lot of his time helping out in the community, both in America and abroad.

Twice during the 2012 offseason, Feely traveled to Haiti to take part in relief efforts following the devastating earthquake in 2010. In February, Feely joined a group from The Grove church, located in Chandler, AZ, to facilitate the groundwork and help begin the process of rebuilding a church that was destroyed by the earthquake. The group also spent time at an orphanage outside of Port Au Prince, bringing clothes and other goods for donation. After returning to Arizona, Feely then traveled back to Haiti in June, partnering with Mission of Hope to bring a team of nurses and dentists to provide mobile clinics. Mission of Hope currently has a school attended by over 2,000 students and they distribute 65,000 meals daily throughout Haiti. Feely is also working with Mission of Hope to build a sports complex that will provide chances for the children of Haiti to develop soccer, basketball and track skills.

Since joining the Cardinals prior to the 2010 season, Feely has been heavily involved in the Arizona community and has taken part in a variety of programs. Last September, Feely joined teammate Jeremy Bridges at Desert Vista High School for a Breast Cancer awareness pep rally and to help recognize breast cancer survivors. The Desert Vista football team wore pink jerseys provided by the Cardinals to help recognize Breast Cancer Awareness Month.

During the holiday season, he took part at the team's annual "Feed the Hungry" event at the Phoenix Rescue Mission during Thanksgiving and passed out personalized teddy bears at Phoenix Children's Hospital in December as part of the annual "Teddy Bear Express" program.

He also joined his wife, Rebecca, and other teammates and their wives at the Phoenix Ronald McDonald House last December for a "Light the House" holiday party to help spread holiday cheer. The group provided the families at the house with dinner, drinks and dessert while also passing out stockings to the children. His involvement with the Ronald McDonald house continued in January when he joined Cardinals president Michael Bidwill for a ribbon cutting ceremony to celebrate the opening of a new fully furnished Cardinals themed two-bedroom apartment.

2001: As a rookie, converted 29-of-37 FGAs and 28-of-28 PATs for 115 total points and was a consensus All-Rookie selection ... 29 FGs were first in the NFC and fourth in the NFL ... converted successful onside kicks in games vs. Dal (11/11) and vs. StL (12/2) ... in first career game, connected on both FGAs (28, 24) and only PAT for a total of seven points @ SF (9/9) ... in just his third career game, connected on a career-long 55-yard FG in the Falcons' 34-14 victory @ Ari (9/30) ... first reception of NFL career came when he hauled in a pass from holder Chris Mohr on a fake FGA (-2 yards) @ NO (10/21) ... connected on all three FGAs (26, 39, 32) in a 23-20 win @ GB (11/18) ... first quarter 39-yard FG turned out to be the difference maker in a 10-7 win @ Car (11/25) ... had his best game of the season when he converted all four of his FGAs, including a 52-yarder as time expired to give the Falcons a 33-30 victory vs. Buf (12/23); marked the first game-winning FG of his career; added three PATs for a total of 15 points in the game, a season-high.

COLLEGE:

A four-year letterman at Michigan (1995-98), finished his collegiate career having connected on 20-of-26 FGAs and 43-of-44 PATs ... also served as the Wolverines kickoff specialist ... during his senior season in '98, connected on 17-of-22 FGAs and 40-of-41 extra points and was named Big Ten honorable mention by the coaches and media ... during his junior season, kicked the longest FG in the nation when he connected on a 51-yarder vs. Baylor; also marked the sixth-longest FG in Michigan history at the time.

PERSONAL:

Attended Jesuit (Tampa, FL) High School where he set school and Hillsborough County career and season records for FGs and PATs ... named second-team All-America by Blue Chip Illustrated and was a Class 4-A State and All-Southeast Regional selection ... involved with the United Way's efforts in Michigan and was featured in the United Way's national advertising campaign in 2005 ... member of the board of directors for Easter Seals ... along with his wife, Rebecca, the couple have three daughters; Alexandria, Abigail and Olivia, and one son; Jace ... majored in Education at Michigan.

FEELY CAREER STATS

Scoring

Year	Team	G	FG	FGA	Pct	Lg	Blk	XP	XPA	Pct	Blk	Points
2001	Atl	16	29	37	78.4	55	1	28	28	100.0	0	115
2002	Atl	16	32	40	80.0	52	2	42	43	97.7	1	138
2003	Atl	16	19	27	70.4	46	1	32	33	97.0	1	89
2004	Atl	16	18	23	78.3	47	0	40	40	100.0	0	94
2005	NYG	16	35	42	83.3	52	1	43	43	100.0	0	148
2006	NYG	16	23	27	85.2	47	0	38	38	100.0	0	107
2007	Mia	16	21	23	91.3	53	0	26	26	100.0	0	89
2008	NYJ	15	24	28	85.7	55	0	39	39	100.0	0	111
2009	NYJ	16	30	36	83.3	55	1	32	32	100.0	0	122
2010	Ariz	16	24	27	88.9	55	0	29	29	100.0	0	107
2011	Ariz	16	19	24	79.2	51	0	33	33	100.0	0	90
Total		**175**	**274**	**334**	**82.0**	**55**	**6**	**382**	**384**	**99.5**	**2**	**1,210**

Field Goals

Year	Team	1-19	Pct	20-29	Pct	30-39	Pct	40-49	Pct	50+	Pct
2001	Atl	1-1	100.0	8-8	100.0	14-15	93.3	4-9	44.4	2-4	50.0
2002	Atl	0-0	--	8-10	80.0	12-14	85.7	11-13	84.6	1-3	33.3
2003	Atl	0-0	--	6-6	100.0	9-11	81.8	4-7	57.1	0-3	0.0
2004	Atl	1-1	100.0	7-7	100.0	7-9	77.8	3-6	50.0	0-0	--
2005	NYG	0-0	--	11-13	84.6	13-14	92.9	8-10	80.0	3-5	60.0
2006	NYG	0-0	--	7-7	100.0	10-11	90.9	6-8	75.0	0-1	0.0
2007	Mia	0-0	--	7-7	100.0	6-6	100.0	7-9	77.8	1-1	100.0
2008	NYJ	0.0	--	9-9	100.0	9-12	75.0	4-5	80.0	2-2	100.0
2009	NYJ	0-0	--	6-6	100.0	12-15	80.0	11-14	78.6	1-1	100.0
2010	Ariz	0-0	--	8-8	100.0	6-6	100.0	8-10	80.0	2-3	66.7
2011	Ariz	0-0	--	9-9	100.0	4-6	66.7	5-7	71.4	1-2	50.0
Total		**2-2**	**100.0**	**86-90**	**95.6**	**102-119**	**85.7**	**71-98**	**72.4**	**13-25**	**52.0**

Single Game Highs:

Field Goals Made: 5, three times, last vs. Denver, 12/12/10; **Field Goals Attempted:** 6, twice, last vs. Denver, 12/12/10; **Longest Field Goal:** 55, four times, last vs. Denver, 12/12/10; **Points:** 25, vs. Denver, 12/12/10, (five FGs, four PATs, one TD); **Touchbacks:** 4, twice, last vs. Seattle, 1/1/12; **PATs:** 6, vs. Arizona, 9/11/05.

Additional Statistics:

Special Teams Tackles: 43: 1 (2011) - 1, @ StL (11/27); 6 (2010); 3 (2009); 5 (2008); 5 (2007); 2 (2006); 6 (2005); 1 (2004); 4 (2003); 3 (2002); 7 (2001); **Touchdowns:** 1, five-yard run vs. Denver, 12/12/10. **Receptions:** 2 for -4 yards: 1-(-2), 10/21/01 @ New Orleans; 1-(-2), 10/10/04 vs. Detroit.

Game-Winning Field Goals: 8: 28 yards vs. Seattle, 1/1/12 (OT); 22 yards vs. Cleveland, 12/18/11 (OT); 48 yards vs. Dallas, 12/25/10; 34 yards @ New England, 11/13/08 (OT); 36 yards @ Philadelphia, 12/11/05 (OT); 38 yards vs. Carolina, 12/18/04 (OT); 47 yards @ New Orleans, 10/27/02; 52 yards vs. Buffalo, 12/23/01.

FEELY CAREER STATS (CONT.)

FEELY POSTSEASON STATS

Scoring

Year	Team	G	FG	FGA	Pct	Lg	Blk	XP	XPA	Pct	Blk	Points
2002	Atl	2	4	7	57.1	52	0	3	3	100.0	0	16
2004	Atl	2	2	2	100.0	38	0	7	7	100.0	0	13
2005	NYG	1	-	-	--	-	-	-	-	--	-	0
2006	NYG	1	2	2	100.0	24	0	2	2	100.0	0	8
2009	NYJ	3	3	5	60.0	48	0	7	7	100.0	0	16
Total		**9**	**11**	**16**	**68.8**	**52**		**19**	**19**	**100.0**	**0**	**53**

Field Goals

Year	Team	1-19	Pct	20-29	Pct	30-39	Pct	40-49	Pct	50+	Pct
2002	Atl	0-0	--	2-2	100.0	1-2	50.0	0-2	0.0	1-1	100.0
2004	Atl	0-0	--	1-1	100.0	1-1	100.0	0-0	--	0-0	--
2005	NYG	0-0	--	0-0	--	0-0	--	0-0	--	0-0	--
2006	NYG	0-0	--	2-2	100.0	0-0	--	0-0	--	0-0	--
2009	NYJ	0-0	--	1-1	100.0	0-0	--	2-3	66.7	0-1	0.0
Total		**0-0**	**--**	**6-6**	**100.0**	**2-3**	**66.7**	**2-5**	**40.0**	**1-2**	**50.0**

Postseason Single Game Highs:

Field Goals Made: 2, three times, last @ Philadelphia, 1/7/07; **Field Goals Attempted:** 4, @ Green Bay, 1/4/03; **Long Field Goal:** 52, @ Philadelphia, 1/11/03; **Points:** 9, twice, last vs. St. Louis, 1/15/05, (one FG, six PATs); **Touchbacks:** 4, vs. St. Louis, 1/15/05; **PATs:** 6, vs. St. Louis, 1/15/05.

FEELY GAME-BY-GAME STATISTICS

2011 (Cardinals)

Date	Opp	Pts	XP/XPA	FG/FGA	KO/TB	1-19	20-29	30-39	40-49	50+	Kick-by-Kick
Sept. 11	CAR	4	4/4	0/1	5/3	0-0	0-0	0-1	0-0	0-0	(36WL)
Sept. 18	@ Was	3	3/3	0/0	4/0	0-0	0-0	0-0	0-0	0-0	-
Sept. 25	@ Sea	4	1/1	1/3	3/1	0-0	0-0	0-0	1-2	0-1	(51WL), 44, (49SH)
Oct. 2	NYG	9	3/3	2/2	6/1	0-0	2-2	0-0	0-0	0-0	27. 27
Oct. 9	@ Min	4	1/1	1/1	3/1	0-0	0-0	0-0	0-0	1-1	51
Oct. 23	PIT	2	2/2	0/0	4/2	0-0	0-0	0-0	0-0	0-0	-
Oct. 30	@ Bal	9	3/3	2/2	6/2	0-0	0-0	1-1	1-1	0-0	32, 45
Nov. 6	STL	7	1/1	2/2	5/2	0-0	1-1	1-1	0-0	0-0	27, 38
Nov. 13	@ Phi	3	3/3	0/2	4/0	0-0	0-0	0-1	0-1	0-0	(35WL), (43WR)
Nov. 20	@ SF	1	1/1	0/0	2/0	0-0	0-0	0-0	0-0	0-0	-
Nov. 27	@ StL	11	2/2	3/3	6/1	0-0	2-2	1-1	0-0	0-0	29, 37, 22
Dec. 4	DAL	7	1/1	2/2	4/1	0-0	1-1	0-0	1-1	0-0	48, 23
Dec. 11	SF	3	3/3	0/0	4/0	0-0	0-0	0-0	0-0	0-0	-
Dec. 18	CLE	8	2/2	2/2	5/2	0-0	1-1	1-1	0-0	0-0	33, 22
Dec. 24	@ Cin	4	1/1	1/1	4/2	0-0	1-1	0-0	0-0	0-0	29
Jan. 1	SEA	11	2/2	3/3	6/4	0-0	1-1	0-0	2-2	0-0	41, 43, 28
Total		**90**	**33/33**	**19/24**	**71/22**	**0-0**	**9-9**	**4-6**	**5-7**	**1-2**	

2010 (Cardinals)

Sept. 12	@ StL	5	2/2	1/1	4/1	0-0	1-1	0-0	0-0	0-0	22
Sept. 19	@ Atl	1	1/1	0/1	2/0	0-0	0-0	0-0	0-0	0-1	(54SH)
Sept. 26	OAK	6	3/3	1/1	5/1	0-0	0-0	0-0	1-1	0-0	42
Oct. 3	@ SD	4	1/1	1/1	3/1	0-0	0-0	0-0	0-0	1-1	53
Oct. 10	NO	12	3/3	3/3	7/2	0-0	1-1	1-1	1-1	0-0	37, 44, 29
Oct. 24	@ Sea	4	1/1	1/1	3/1	0-0	1-1	0-0	0-0	0-0	24
Oct. 31	TB	5	5/5	0/0	6/2	0-0	0-0	0-0	0-0	0-0	-
Nov. 7	@ Min	6	3/3	1/1	5/0	0-0	1-1	0-0	0-0	0-0	22
Nov. 14	SEA	4	1/1	1/1	4/2	0-0	1-1	0-0	0-0	0-0	23
Nov. 21	@ KC	7	1/1	2/2	3/3	0-0	1-1	1-1	0-0	0-0	36, 29
Nov. 29	SF	6	0/0	2/2	3/1	0-0	0-0	2-2	0-0	0-0	31, 39
Dec. 5	STL	6	0/0	2/2	3/0	0-0	0-0	0-0	2-2	0-0	45, 41
Dec. 12	DEN	25	4/4	5/6	10/0	0-0	1-1	1-1	2-3	1-1	36, 48, 55, 23, (49WL), 49
Dec. 19	@ Car	6	0/0	2/2	4/0	0-0	1-1	1-1	0-0	0-0	23, 30
Dec. 25	DAL	9	3/3	2/3	6/2	0-0	0-0	0-0	2-3	0-0	(49WR), 49, 48
Jan. 2	@ SF	1	1/1	0/0	2/0	0-0	0-0	0-0	0-0	0-0	-
Total		**107**	**29/29**	**24/27**	**70/16**	**0-0**	**8-8**	**6-6**	**8-10**	**2-3**	

FEELY GAME-BY-GAME STATISTICS

2009 (Jets)

Date		Opp.	Pts	XP/XPA	FG/FGA	KO/TB	1-19	20-29	30-39	40-49	50+	Kick-by-Kick
Sept. 13	@	Hou	6	3/3	1/1	5/0	0-0	1-1	0-0	0-0	0-0	24
Sept. 20		NE	10	1/1	3/3	5/0	0-0	1-1	2-2	0-0	0-0	33, 24, 39
Sept. 27		TEN	6	3/3	1/1	5/0	0-0	0-0	1-1	0-0	0-0	30
Oct. 4	@	NYJ	4	1/1	1/1	3/2	0-0	0-0	1-1	0-0	0-0	38
Oct. 12	@	Mia	9	3/3	2/2	6/1	0-0	0-0	0-0	2-2	0-0	40, 43
Oct. 18		BUF	7	1/1	2/3	4/1	0-0	1-1	0-0	1-2	0-0	23, 41, (44)
Oct. 25	@	Oak	8	5/5	1/2	7/2	0-0	0-0	1-2	0-0	0-0	39, (38)
Nov. 1		MIA	7	1/1	2/2	6/0	0-0	1-1	0-0	0-0	1-1	23, 55
Nov. 15		JAX	10	1/1	3/3	6/1	0-0	0-0	2-2	1-1	0-0	32, 37, 40
Nov. 22	@	NE	2	2/2	0/0	3/0	0-0	0-0	0-0	0-0	0-0	—
Nov. 29		CAR	5	2/2	1/2	4/1	0-0	0-0	0-0	1-2	0-0	(48), 47
Dec. 3	@	Buf	13	1/1	4/4	6/0	0-0	0-0	3-3	1-1	0-0	38, 49, 31, 37
Dec. 13	@	TB	14	2/2	4/5	7/0	0-0	1-1	0-0	3-4	0-0	40, 24, 49, 49, (49)
Dec. 20		ATL	1	1/1	0/2	2/0	0-0	0-0	0-2	0-0	0-0	(38), (37B)
Dec. 27	@	Ind	7	1/1	2/2	6/1	0-0	0-0	1-1	1-1	0-0	35, 43
Jan. 3		CIN	13	4/4	3/3	7/1	0-0	1-1	1-1	1-1	0-0	20, 39, 40
Total			**122**	**32/32**	**30/36**	**82/10**	**0-0**	**6-6**	**12-15**	**11-14**	**1-1**	
Jan. 9	@	Cin	6	3/3	1/1	5/0	0-0	1-1	0-0	0-0	0-0	20
Jan. 17	@	SD	5	2/2	1/1	4/0	0-0	0-0	0-0	1-1	0-0	46
Jan. 24	@	Ind	5	2/2	1/3	4/1	0-0	0-0	0-0	1-2	0-1	(44), 48, (52)
Postseason			**16**	**7/7**	**3/5**	**13/1**	**0-0**	**1-1**	**0-0**	**2-3**	**0-1**	

2008 (Jets)

Sept. 7	@	Mia	Not with team									—
Sept. 14		NE	4	1/1	1/2	3/1	0-0	1-1	0-1	0-0	0-0	(31), 21
Sept. 22	@	SD	5	2/2	1/1	3/1	0-0	0-0	1-1	0-0	0-0	32
Sept. 28		ARI	12	6/6	2/3	9/1	0-0	1-1	1-1	0-1	0-0	20, 30, (44)
Oct. 12		CIN	8	2/2	2/2	6/1	0-0	0-0	1-1	1-1	0-0	38, 43
Oct. 19	@	Oak	7	1/1	2/2	4/0	0-0	0-0	0-0	1-1	1-1	40, 52
Oct. 26		KC	4	4/4	0/1	5/0	0-0	0-0	0-1	0-0	0-0	(36)
Nov. 2	@	Buf	14	2/2	4/5	7/0	0-0	2-2	2-3	0-0	0-0	37, 26, (37), 20, 31
Nov. 9		STL	17	5/5	4/4	9/2	0-0	1-1	0-0	2-2	1-1	22, 49, 46, 55
Nov. 13	@	NE	10	4/4	2/2	6/0	0-0	1-1	1-1	0-0	0-0	22, 34
Nov. 23	@	Ten	10	4/4	2/2	7/0	0-0	1-1	1-1	0-0	0-0	20, 30
Nov. 30		DEN	5	2/2	1/1	4/0	0-0	0-0	1-1	0-0	0-0	30
Dec. 7	@	SF	2	2/2	0/0	3/0	0-0	0-0	0-0	0-0	0-0	—
Dec. 14		BUF	7	4/4	1/1	6/0	0-0	0-0	1-1	0-0	0-0	31
Dec. 21	@	Sea	3	0/0	1/1	2/0	0-0	1-1	0-0	0-0	0-0	20
Dec. 28		MIA	3	0/0	1/1	3/1	0-0	1-1	0-0	0-0	0-0	28
Total			**111**	**39/39**	**24/28**	**77/7**	**0-0**	**9-9**	**9-12**	**4-5**	**2-2**	

2007 (Dolphins)

Sept. 9	@	Was	7	1/1	2/2	4/2	0-0	1-1	1-1	0-0	0-0	20, 36
Sept. 16		DAL	8	2/2	2/2	4/1	0-0	0-0	1-1	1-1	0-0	37, 45
Sept. 23	@	NYJ	8	2/2	2/2	5/0	0-0	0-0	2-2	0-0	0-0	31, 39
Sept. 30		OAK	5	2/2	1/1	4/0	0-0	1-1	0-0	0-0	0-0	29
Oct. 7	@	Hou	13	1/1	4/4	6/1	0-0	1-1	1-1	2-2	0-0	23, 40, 33, 48
Oct. 14	@	Cle	7	4/4	1/1	5/0	0-0	0-0	0-0	1-1	0-0	43
Oct. 21		NE	4	4/4	0/0	5/1	0-0	0-0	0-0	0-0	0-0	—
Oct. 28		NYG	4	1/1	1/2	2/0	0-0	1-1	0-0	0-1	0-0	(48), 29
Nov. 11		BUF	4	1/1	1/1	3/0	0-0	0-0	1-1	0-0	0-0	38
Nov. 18	@	Phi	1	1/1	0/1	2/0	0-0	0-0	0-0	0-1	0-0	(47)
Nov. 26	@	Pit	0	0/0	0/0	1/0	0-0	0-0	0-0	0-0	0-0	—
Dec. 2		NYJ	7	1/1	2/2	4/0	0-0	0-0	0-0	1-1	1-1	53, 44
Dec. 9	@	Buf	5	2/2	1/1	3/0	0-0	0-0	0-0	1-1	0-0	41
Dec. 16		BAL	10	1/1	3/3	6/2	0-0	3-3	0-0	0-0	0-0	23, 22, 29
Dec. 23	@	NE	1	1/1	0/0	2/0	0-0	0-0	0-0	0-0	0-0	—
Dec. 30		CIN	5	2/2	1/1	4/1	0-0	0-0	0-0	1-1	0-0	49
Total			**89**	**26/26**	**21/23**	**60/8**	**0-0**	**7-7**	**6-6**	**7-9**	**1-1**	

FEELY GAME-BY-GAME STATISTICS

2006 (Giants)

Date		Opp.	Pts	XP/XPA	FG/FGA	KO/TB	1-19	20-29	30-39	40-49	50+	Kick-by-Kick
Sept. 10		IND	3	3/3	0/1	4/0	0-0	0-0	0-0	0-1	0-0	(40)
Sept. 17	@	Phi	6	3/3	1/1	5/1	0-0	0-0	1-1	0-0	0-0	35
Sept. 24	@	Sea	6	3/3	1/1	4/0	0-0	0-0	0-0	1-1	0-0	46
Oct. 8		WAS	13	1/1	4/5	6/1	0-0	1-1	2-2	1-2	0-0	(47), 24, 34, 32, 40
Oct. 15	@	Atl	9	3/3	2/2	6/1	0-0	1-1	1-1	0-0	0-0	21, 39
Oct. 23	@	Dal	10	4/4	2/2	7/1	0-0	0-0	2-2	0-0	0-0	31, 32
Oct. 29		TB	5	2/2	1/1	4/2	0-0	0-0	1-1	0-0	0-0	31
Nov. 5		HOU	2	2/2	0/0	3/0	0-0	0-0	0-0	0-0	0-0	—
Nov. 12		CHI	8	2/2	2/4	5/0	0-0	0-0	0-1	2-2	0-1	(33), 46, 40, (52)
Nov. 20	@	Jax	4	1/1	1/1	3/0	0-0	0-0	0-0	1-1	0-0	40
Nov. 26	@	Ten	3	3/3	0/0	4/0	0-0	0-0	0-0	0-0	0-0	—
Dec. 3		DAL	8	2/2	2/2	5/0	0-0	2-2	0-0	0-0	0-0	23, 22
Dec. 10	@	Car	9	3/3	2/2	6/2	0-0	1-1	1-1	0-0	0-0	32, 29
Dec. 17		PHI	10	1/1	3/3	6/3	0-0	2-2	0-0	1-1	0-0	47, 23, 24
Dec. 24		NO	1	1/1	0/0	2/0	0-0	0-0	0-0	0-0	0-0	—
Dec. 30	@	Was	10	4/4	2/2	7/1	0-0	0-0	2-2	0-0	0-0	34, 31
Total			**107**	**38/38**	**23/27**	**77/12**	**0-0**	**7-7**	**10-11**	**6-8**	**0-1**	
Jan. 7	@	Phi	8	2/2	2/2	5/1	0-0	2-2	0-0	0-0	0-0	20, 24

2005 (Giants)

Sept. 11		ARI	6	6/6	0/0	7/0	0-0	0-0	0-0	0-0	0-0	—
Sept. 19	@	NO	9	3/3	2/2	6/1	0-0	0-0	2-2	0-0	0-0	39, 30
Sept. 25	@	SD	11	2/2	3/3	6/1	0-0	2-2	0-0	1-1	0-0	22, 40, 28
Oct. 2		STL	14	5/5	3/3	9/2	0-0	1-1	2-2	0-0	0-0	38, 32, 23
Oct. 16	@	Dal	7	1/1	2/2	5/0	0-0	0-0	0-0	1-1	1-1	50, 45
Oct. 23		DEN	6	3/3	1/1	5/1	0-0	0-0	0-0	0-0	1-1	52
Oct. 30		WAS	18	3/3	5/6	9/3	0-0	0-0	3-3	1-1	1-2	39, 50, (51), 33, 39, 44
Nov. 6	@	SF	6	3/3	1/1	5/0	0-0	1-1	0-0	0-0	0-0	22
Nov. 13		MIN	7	1/1	2/3	5/1	0-0	0-1	1-1	1-1	0-0	35, 48, (28)
Nov. 20		PHI	9	3/3	2/2	6/1	0-0	2-2	0-0	0-0	0-0	26, 27
Nov. 27	@	Sea	7	1/1	2/5	6/0	0-0	0-0	1-1	1-3	0-1	39, 43, (40), (54), (45)
Dec. 4		DAL	5	2/2	1/2	4/0	0-0	1-1	0-1	0-0	0-0	27, (33)
Dec. 11	@	Phi	14	2/2	4/4	7/2	0-0	3-3	1-1	0-0	0-0	24, 21, 27, 36
Dec. 17		KC	9	3/3	2/2	6/0	0-0	0-0	1-1	1-1	0-0	41, 35
Dec. 24	@	Was	8	2/2	2/3	5/0	0-0	0-1	1-1	1-1	0-0	47, (29B), 38
Dec. 31	@	Oak	12	3/3	3/3	7/0	0-0	1-1	1-1	1-1	0-0	25, 38, 46
Total			**148**	**43/43**	**35/42**	**98/12**	**0-0**	**11-13**	**13-14**	**8-10**	**3-5**	
Jan. 8		CAR	0	0/0	0/0	1/0	0-0	0-0	0-0	0-0	0-0	—

2004 (Falcons)

Sept. 12	@	SF	3	3/3	0/0	4/1	0-0	0-0	0-0	0-0	0-0	—
Sept. 19		STL	10	4/4	2/2	6/1	0-0	1-1	1-1	0-0	0-0	35, 25
Sept. 26		ARI	6	0/0	2/2	3/0	0-0	2-2	0-0	0-0	0-0	25, 23
Oct. 3	@	Car	9	3/3	2/2	6/0	0-0	0-0	1-1	1-1	0-0	47, 30
Oct. 10		DET	4	1/1	1/1	3/1	0-0	1-1	0-0	0-0	0-0	27
Oct. 17		SD	3	3/3	0/0	4/0	0-0	0-0	0-0	0-0	0-0	—
Oct. 24	@	KC	4	1/1	1/1	3/1	1-1	0-0	0-0	0-0	0-0	19
Oct. 31	@	Den	11	5/5	2/3	7/3	0-0	1-1	0-0	1-2	0-0	24, 43, (49)
Nov. 14		TB	6	3/3	1/1	5/0	0-0	0-0	1-1	0-0	0-0	33
Nov. 21	@	NYG	2	2/2	0/1	3/1	0-0	0-0	0-0	0-1	0-0	(46)
Nov. 28		NO	6	3/3	1/2	4/1	0-0	0-0	1-2	0-0	0-0	(37), 31
Dec. 5	@	TB	0	0/0	0/0	1/0	0-0	0-0	0-0	0-0	0-0	—
Dec. 12		OAK	5	5/5	0/0	6/1	0-0	0-0	0-0	0-0	0-0	—
Dec. 18		CAR	10	4/4	2/3	7/2	0-0	0-0	2-2	0-1	0-0	37, (45), 38
Dec. 26	@	NO	7	1/1	2/2	4/1	0-0	2-2	0-0	0-0	0-0	25, 20
Jan. 2	@	Sea	8	2/2	2/3	4/0	0-0	0-0	1-2	1-1	0-0	33, (39), (40)
Total			**94**	**40/40**	**18/23**	**70/13**	**1-1**	**7-7**	**7-9**	**3-6**	**0-0**	
Jan. 15		STL	9	6/6	1/1	8/4	0-0	0-0	1-1	0-0	0-0	38
Jan. 23	@	Phi	4	1/1	1/1	3/0	0-0	1-1	0-0	0-0	0-0	23
Postseason			**13**	**7/7**	**2//2**	**11/4**	**0-0**	**1-1**	**1-1**	**0-0**	**0-0**	

FEELY GAME-BY-GAME STATISTICS

2003 (Falcons)

Date		Opp.	Pts	XP/XPA	FG/FGA	KO/TB	1-19	20-29	30-39	40-49	50+	Kick-by-Kick
Sept. 7	@	Dal	9	3/3	2/2	6/1	0-0	0-0	2-2	0-0	0-0	37, 31
Sept. 14		WAS	7	4/4	1/2	5/0	0-0	0-0	1-1	0-1	0-0	37, (45)
Sept. 21		TB	4	1/1	1/2	3/0	0-0	1-1	0-0	0-1	0-0	29, (44)
Sept. 28	@	Car	3	0/0	1/2	1/0	0-0	1-1	0-0	0-0	0-1	(55), 28
Oct. 5		MIN	8	2/2	2/2	5/1	0-0	0-0	2-2	0-0	0-0	34, 33
Oct. 13	@	Stl	0	0/0	0/1	1/0	0-0	0-0	0-0	0-0	0-1	(60B)
Oct. 19		NO	5	2/2	1/1	4/1	0-0	1-1	0-0	0-0	0-0	28
Nov. 2		PHI	10	1/1	3/3	5/2	0-0	1-1	0-0	2-2	0-0	40, 25, 46
Nov. 9	@	NYG	3	3/4	0/0	5/0	0-0	0-0	0-0	0-0	0-0	—
Nov. 16	@	NO	8	2/2	2/3	6/0	0-0	1-1	1-1	0-0	0-1	38, 27, (54)
Nov. 23		TEN	7	4/4	1/1	6/0	0-0	0-0	0-0	1-1	0-0	40
Nov. 30	@	Hou	7	1/1	2/3	3/0	0-0	0-0	1-1	1-2	0-0	(49), 35, 42
Dec. 7		CAR	2	2/2	0/2	4/0	0-0	0-0	0-2	0-0	0-0	(36), (34)
Dec. 14	@	Ind	1	1/1	0/0	2/1	0-0	0-0	0-0	0-0	0-0	—
Dec. 20	@	TB	12	3/3	3/3	6/1	0-0	1-1	2-2	0-0	0-0	26, 38, 37
Dec. 28		JAX	3	3/3	0/0	4/0	0-0	0-0	0-0	0-0	0-0	—
Total			**89**	**32/33**	**19/27**	**66/7**	**0-0**	**6-6**	**9-11**	**4-7**	**0-3**	

2002 (Falcons)

Sept. 8	@	GB	10	4/4	2/2	8/4	0-0	1-1	0-0	0-0	1-1	21, 52
Sept. 15		CHI	7	1/1	2/4	3/0	0-0	1-1	1-1	0-1	0-1	(50), 37, 27, (45)
Sept. 22		CIN	12	3/3	3/3	7/1	0-0	1-1	1-1	1-1	0-0	44, 26, 34
Oct. 6		TB	6	0/0	2/3	2/2	0-0	0-0	2-2	0-1	0-0	(46), 34, 32
Oct. 13	@	NYG	5	2/2	1/1	4/0	0-0	0-0	1-1	0-0	0-0	31
Oct. 20		CAR	12	3/3	3/3	7/3	0-0	0-0	0-0	3-3	0-0	41, 45, 49
Oct. 27	@	NO	13	4/4	3/3	7/0	0-0	0-0	2-2	1-1	0-0	31, 32, 47
Nov. 3		BAL	8	2/2	2/2	5/1	0-0	1-1	0-0	1-1	0-0	23, 40
Nov. 10	@	Pit	10	4/4	2/3	8/2	0-0	0-0	1-1	1-1	0-1	36, 40, (56B)
Nov. 17		NO	6	3/3	1/2	5/0	0-0	0-0	0-1	1-1	0-0	(39), 42
Nov. 24	@	Car	5	5/6	0/1	7/0	0-0	0-1	0-0	0-0	0-0	(28B)
Dec. 1	@	Min	6	3/3	1/1	6/0	0-0	0-0	0-0	1-1	0-0	44
Dec. 8	@	TB	4	1/1	1/1	3/1	0-0	0-0	1-1	0-0	0-0	30
Dec. 15		SEA	6	3/3	1/2	5/0	0-0	1-1	0-1	0-0	0-0	22, (36)
Dec. 22		DET	18	3/3	5/5	9/2	0-0	3-3	2-2	0-0	0-0	23, 23, 36, 20, 39
Dec. 29	@	Cle	10	1/1	3/4	5/0	0-0	0-1	1-1	2-2	0-0	(28), 42, 49, 30
Total			**138**	**42/43**	**32/40**	**91/16**	**0-0**	**8-10**	**12-14**	**11-13**	**1-3**	
Jan. 4	@	GB	9	3/3	2/4	5/0	0-0	2-2	0-0	0-2	0-0	22, 23, (45), (43)
Jan. 11	@	Phi	6	0/0	2/3	2/0	0-0	0-0	1-2	0-0	1-1	34, 52, (37)
Postseason			**15**	**3/3**	**4/7**	**7/0**	**0-0**	**2-2**	**1-2**	**0-2**	**1-1**	

2001 (Falcons)

Sept. 9	@	SF	7	1/1	2/2	5/1	0–0	2-2	0-0	0-0	0-0	28, 24
Sept. 23		CAR	7	4/4	1/1	5/1	0–0	1-1	0-0	0-0	0-0	25
Sept. 30	@	Ari	10	4/4	2/2	7/2	0–0	0-0	1-1	0-0	1-1	34, 55
Oct. 7		CHI	3	0/0	1/2	1/0	0–0	0-0	0-0	1-2	0-0	(44), 44
Oct. 14		SF	11	2/2	3/3	8/1	0–0	1-1	2-2	0-0	0-0	39, 24, 36
Oct. 21	@	NO	8	2/2	2/2	5/0	0–0	0-0	2-2	0-0	0-0	31, 38
Nov. 4		NE	4	1/1	1/3	3/0	0–0	1-1	0-0	0-1	0-1	(58), (49), 20
Nov. 11		DAL	8	2/2	2/3	4/0	1-1	0-0	1-2	0-0	0-0	31, (36), 19
Nov. 18	@	GB	11	2/2	3/3	6/1	0–0	1-1	2-2	0-0	0-0	26, 39, 32
Nov. 25	@	Car	4	1/1	1/1	3/1	0–0	0-0	1-1	0-0	0-0	39
Dec. 2		STL	6	0/0	2/4	2/0	0–0	1-1	0-0	1-2	0-1	41, (50), 24, (44)
Dec. 9		NO	4	1/1	1/2	3/0	0–0	1-1	0-0	0-1	0-0	22, (40)
Dec. 16	@	Ind	9	3/3	2/2	6/0	0–0	0-0	2-2	0-0	0-0	35, 32
Dec. 23		BUF	15	3/3	4/4	7/0	0–0	0-0	2-2	1-1	1-1	35, 32, 43, 52
Dec. 30	@	Mia	2	2/2	0/1	3/0	0–0	0-0	0-0	0-1	0-0	(44B)
Jan. 6	@	Stl	7	1/1	2/2	4/0	0–0	0-0	1-1	1-1	0-0	49, 33
Total			**116**	**29/29**	**29/37**	**72/7**	**1-1**	**8-8**	**14-15**	**4-9**	**2-4**	

LARRY FITZGERALD

PRO BOWL SELECTION: 2005, 2007, 2008, 2009, 2010, 2011

11 | WIDE RECEIVER

HT. 6-3 | **WT.** 218

COLLEGE Pittsburgh

HOMETOWN Minneapolis, MN

HOW ACQUIRED D1/04 (3rd)

YEARS NFL 9 | **CARDINALS** 9

DOB: August 31, 1983

NOTE CARDS

- Originally selected by the Cardinals in the first round (3rd overall) of the 2004 NFL Draft and has started 123 of the 124 games in which he has appeared. Only players taken ahead of him were QB Eli Manning (#1 to San Diego) and OT Robert Gallery (#2 to Oakland). Signed a four-year contract on 3/11/08 and signed an eight-year contract on 8/20/11 that will keep him in a Cardinals uniform through the 2018 season.
- Franchise career leader in receptions (693), receiving yards (9,615), receiving TDs (73), total TDs (73) and 100-yard receiving games (32).
- Dating back to 2005, leads the NFL in receiving yards (8,835) and receiving TDs (65), ranks second in receptions of 25+ yards (77) behind Steve Smith (84), second in 100-yard receiving games (32) behind Smith (33) and third in receptions (635) behind Wes Welker (650) and Reggie Wayne (641).
- Voted to his fifth consecutive (sixth overall) Pro Bowl in 2011. His six career Pro Bowl nods tie him with T Dan Dierdorf, G Ken Gray and HB Ollie Matson for the most selections by an offensive player in franchise history. Earned MVP honors in the 2008 Pro Bowl in the NFC's 30-21 victory over the AFC, and his seven career TDs, including three in the 2012 all-star game, represent a Pro Bowl record.
- Established a franchise record with his sixth 1,000-yard receiving season in 2011 and became the first player in franchise history with five consecutive 1,000-yard receiving seasons. Also became one of just eight players in NFL history to reach 1,000 yards receiving at least six times in their first eight NFL seasons.
- Came in at #7 on NFL Network's The Top 100: Players of 2012. The rankings were based on a poll of current NFL players.
- With 1,411 receiving yards in 2011, became just the fourth player in NFL history to record at least 1,400 yards receiving four times in their career. He joined Jerry Rice (6), Randy Moss (4) and Marvin Harrison (4) as the only players in league history to accomplish the feat.
- Against the Eagles in Week 10 of the '11 season, reached 70 career receiving TDs and at 28 years, 74 days old, he became the third-youngest player in NFL history to reach 70 receiving TDs behind only Randy Moss (26 years, 269 days) and Hall of Famer Jerry Rice (28 years, one day).
- Was the first player in NFL history to record 90+ receptions five times in their first seven seasons and became just one of four players in NFL history (Torry Holt, Jerry Rice and Marvin Harrison) to record 90+ receptions in at least four consecutive seasons.
- Led the NFL in receiving TDs in both 2008 (12) and 2009 (13), becoming the first player to lead the NFL in receiving TDs in back-to-back seasons since Terrell Owens accomplished the feat in 2001-02.
- With 13 TD receptions in 2009, 12 TD receptions in '08 and 10 TD receptions in '07, became the first player in franchise history to record 10+ TDs in three consecutive seasons.
- Has 705 receiving yards in his first six postseason games, second in NFL history behind Carolina's Steve Smith (706).
- Has nine TD receptions in six career postseason games, an NFL record for a player in his first six postseason games.
- Had one of the best postseasons of any player in NFL history during the Cardinals run to Super Bowl XLIII in 2008, shattering the NFL single postseason record for receptions (30), receiving yards (546), and receiving TDs (7). His 30 receptions surpassed the previous record of 27, shared by Carolina's Steve Smith (2005) and New England's Wes Welker (2007). His 546 receiving yards surpassed Jerry Rice's 1988 total of 409 yards and his seven TD receptions topped Rice's 1988 total of six.
- With 100 yards receiving in each of the team's four postseason games in '08, set the NFL record for most consecutive playoff games with 100 yards receiving.
- With 96 receptions for 1,431 yards in 2008, joined wide receivers Boldin (89-1,038) and Steve Breaston (77-1,006) to mark the fifth time in NFL history that a team had three players all reach 1,000 receiving yards in the same season.
- His 103 receptions in 2005 set a franchise single-season mark, breaking Boldin's previous mark of 101 set in 2003.
- In 2005, Fitzgerald and Boldin became only the second tandem in NFL history to top 100 receptions and 1,400 receiving yards in the same season (Detroit's Herman Moore and Brett Perriman in 1995).
- At 22 years, 123 days old became the youngest receiver in NFL history to record a 100-catch campaign when he reached the milestone @ Indy on 1/1/06.

PRO CAREER:

Selected in the first round of the 2004 Draft; was the first receiver taken and the third player overall behind QB Eli Manning (San Diego) and T Robert Gallery (Oakland). In his eight seasons with the Cardinals, established franchise records for receptions (693), receiving yards (9,615), receiving TDs (73), total TDs (73), 100-yard receiving games (32) and 1,000-yard receiving seasons (6). Has also been voted to the Pro Bowl six times, including appearances in each of the past five seasons. Signed a four-year contract on 3/11/08 and re-upped on 8/20/11, agreeing to an eight-year contract that will keep him in Arizona through the 2018 season.

2011: After being selected as an offensive captain for the third consecutive year, started all 16 games and led the team with 80 receptions for 1,411 yards and eight receiving TDs ... averaged a career-best 17.6 yards per catch ... named a Pro Bowl starter, his fifth consecutive and sixth overall Pro Bowl selection ... six Pro Bowl selections is tied for the most in franchise history by an offensive player, and he became the first Cardinal since Aeneas Williams (1994-99) to earn five consecutive selections ... became the franchise's all-time leader in receiving yards (9,615), receiving TDs (73), overall TDs, and 100-yard receiving games (32) ... surpassed 1,400 yards receiving for the fourth time in his career, becoming just the fourth player in NFL history with four or more seasons of 1,400+ yards ... had six 100-yard receiving games on the season, just one short of his career high (7; 2005, 2008) ... tied for fourth among active NFL players with 73 career receiving TDs ... tied Detroit's Calvin Johnson and the NYG's Victor Cruz for the NFL lead with 17 receptions of 25+ yards ...had an NFL-high 14 receptions of 20+ yards in the fourth quarter or OT ... caught three passes for 62 yards in the season opener vs. Car (9/11); longest reception of the day was a 34-yard catch to convert a 3rd-n-6 in the fourth quarter with the Cardinals leading 28-21 ... had seven receptions for 133 yards, including a 73-yard TD @ Was (9/18); 73-yarder marked the 66th TD reception of his career, tying him with Roy Green (1979-90) for the most in franchise history; marked his 27th career 100-yard receiving game, which tied Anquan Boldin (2003-09) for the most in team history ... collected five receptions for 64 yards and a TD @ Sea (9/25); marked his 67th career TD reception, giving him the franchise record for receiving TDs ... had eight catches for 102 yards vs. NYG (10/2), including a 47-yard reception in the third quarter that made the him franchise's all-time leader

THE MAN AT THE TOP

Following a season in which he recorded 80 receptions for 1,411 yards and eight TDs, WR **Larry Fitzgerald** now holds virtually every Cardinals receiving record. In 2011, Fitzgerald became the franchise all-time leader in receiving yards, receiving TDs, career 100-yard games and career TDs. He became the franchise all-time receptions leader in 2010.

Franchise Record—Career Receptions

Rec	Player, Years
693	**Larry Fitzgerald, 2004-**
586	Anquan Boldin, 2003-09
535	Larry Centers, 1990-98
522	Roy Green, 1979-90
493	Frank Sanders, 1995-02

**Established record in Week 14 of 2010 season*

Franchise Record—Career Receiving Yards

Yds	Player, Years
9,615	**Larry Fitzgerald, 2004-**
8,497	Roy Green, 1979-90
7,918	Jackie Smith, 1963-77
7,520	Anquan Boldin, 2003-09
7,005	Pat Tilley, 1976-86

**Established record in Week 4 of 2011 season*

Franchise Record—Career Touchdowns

TDs	Player, Years
73	**Larry Fitzgerald, 2004-**
69	Roy Green, 1979-90
60	Sonny Randle, 1959-66
51	Ottis Anderson, 1979-86
	John David Crow, 1958-64

**Established record in Week 10 of 2011 season*

Franchise Record—Touchdown Receptions

TDs	Player, Years
73	**Larry Fitzgerald, 2004-**
66	Roy Green, 1979-90
60	Sonny Randle, 1959-66
45	Mel Gray, 1971-82
44	Anquan Boldin, 2003-09

**Established record in Week 3 of 2011 season*

Franchise Record—Career 100-Yard Receiving Games

#	Player, Years
32	**Larry Fitzgerald, 2004-**
27	Anquan Boldin, 2003-09
22	Jackie Smith, 1963-77
20	Roy Green, 1979-90

**Established record in Week 4 of 2011 season*

HITTING 100

WR **Larry Fitzgerald's** 149-yard outing in the 2011 season finale against the Seahawks marked his 32nd career 100-yard game, which extended his franchise record. It was also Fitzgerald's sixth 100-yard game in 2011 and third in the final four games.

Fitzgerald's 100-Yard Games By Season

Year	100-G
2011	6
2010	3
2009	3
2008	7 (4 more in the postseason)
2007	4
2006	2
2005	7

Dating back to 2005, Fitzgerald's second year in the NFL, his 32 career 100-yard games are the second-most in the NFL behind only Carolina's Steve Smith (33).

NFL Leaders
100-Yard Receiving Games (2005-2011)

100-G	Player (Team)
33	Steve Smith (Carolina)
32	**Larry Fitzgerald (Arizona)**
31	Andre Johnson (Houston)
29	Reggie Wayne (Indianapolis)
28	Roddy White (Atlanta)

Fitzgerald's Career 100-Yard Games (Postseason Included)

Yds	Opponent	Rec
172	at Minnesota, 11/26/06	11
171	vs. St. Louis, 12/30/07	11
166*	at Carolina, 1/10/09	8
156	vs. San Francisco, 11/25/07	9
155	at NY Giants, 9/11/05	13
153	vs. Miami, 9/14/08	6
152*	vs. Philadelphia, 1/18/09	9
151	at Seattle, 11/16/08	10
149	vs. Seattle, 1/1/12	9
149	vs. San Francisco, 12/11/11	7
146	at Philadelphia, 11/13/11	7
143	vs. Minnesota, 12/6/09	8
141	at Detroit, 11/13/05	9
136	at St. Louis, 10/7/07	9
136	vs. Carolina, 10/9/05	9
133	at Washington, 9/18/11	7
133	vs. San Francisco, 9/10/06	9
130	vs. Seattle, 12/28/08	5
129	at San Francisco, 12/4/05	8
127*	vs. Pittsburgh, 2/1/09	7
125	at San Francisco, 1/2/11	11
125	at Carolina, 12/19/10	9
123	at Chicago, 11/8/09	9
122	at NY Jets, 9/28/08	8
120	vs. Pittsburgh, 9/30/07	10
115	at Carolina, 10/26/08	7
109	at Washington, 9/21/08	7
107	at Minnesota, 11/7/10	7
105	at Cincinnati, 12/24/11	6
104	at St. Louis, 11/20/05	9
102	vs. NY Giants, 10/2/11	8
102	vs. Seattle, 11/6/05	8
102	vs. San Francisco, 10/2/05	7
101*	vs. Atlanta, 1/3/09	6
101	at New England, 12/21/08	3
100	at Seattle, 10/18/09	13

*Postseason

in receiving yards, surpassing Roy Green (8,497); marked his 28th career 100-yard receiving game, breaking a tie with Anquan Boldin for the most in Cardinals history ... had a team-high 98 yards on three receptions @ Bal (10/30); 66-yard reception in the first quarter led to a Cardinals FG ... caught four passes for 43 yards, including a game-tying 13-yard TD reception in the fourth quarter vs. StL (11/6); also marked his 13th career TD against the Rams, the most he has scored against any team ... totaled 146 yards on seven receptions and scored two TDs @ Phi (11/13); became the franchise's all-time leader with 70 overall career TDs, passing Roy Green (69, 1979-90); marked his 12th career game with two TD receptions; has eight TDs in four career games against the Eagles, including postseason; second TD tied the game at 14 in the fourth quarter, the second straight week he caught a game-tying TD in the fourth quarter; had a 37-yard reception on 3rd-n-10 to get the Cardinals to the Eagles 1-yard line on the game-winning drive; had five catches for 94 yards in the fourth quarter alone; became the third-youngest player in NFL history to reach 70 career receiving TDs, behind only Randy Moss and Hall of Famer Jerry Rice; named NFC Offensive Player of the Week for the first time in his career ... caught three passes for 41 yards and a TD @ SF (11/20); surpassed the 9,000-yard receiving mark for his career with 18-yard reception in the third quarter; at 28 years, 81 days old, became the second-youngest player in NFL history to reach 9,000 career receiving yards (Randy Moss, 27 years, 310 days); caught a 23-yard TD pass in the fourth quarter, marking his third consecutive game with a TD ... posted a team-high three catches for 55 yards @ StL (11/27); converted a 3rd-n-6 with a nine-yard reception on the Cardinals game-winning FG drive in the fourth quarter ... totaled a season-high 149 yards and a TD on seven catches vs. SF (12/11); on his 46-yard TD reception in the third quarter, surpassed the 1,000-yard receiving mark for the fifth straight season and sixth time in his career; had a 53-yard reception on the Cardinals game-winning TD drive; threw a key block on Early Doucet's TD reception in the second quarter and made a TD-saving tackle of Dashon Goldson on an INT return in the second quarter ... had three catches for 65 yards, including a 32-yard reception in OT to set up the game-winning FG vs. Cle (12/18); ... caught six passes for a team-high 105 yards and a TD @ Cin (12/24); had five receptions for 92 yards in the fourth quarter alone, including a 30-yard TD and a 39-yard catch that set up a FG; TD reception gave him 440 career points scored, which moved him past K Neil O'Donoghue (439, 1980-85) into fourth all-time in franchise history ... recorded a season-high nine receptions for 149 yards vs. Sea (1/1/12); had three receptions for 46 yards on the game-winning FG drive in OT; moved him over 1,400 yards receiving for the fourth time in his career, making him one of four players in NFL history (Jerry Rice, 6; Randy Moss and Marvin Harrison, 4) with four or more seasons of 1,400+ yards in their career; marked his 32nd career 100-yard game, extending his own franchise record.

2010: After being selected as an offensive captain by his teammates for the second consecutive year, started 15 of 16 games and registered 90 receptions for 1,137 yards and six TDs ... became the first player in NFL history to record 90+ receptions five times in their first seven seasons ... appeared in his fourth consecutive (fifth overall) Pro Bowl, a franchise record for a WR ... posted his fourth consecutive 1,000-yard receiving season, extending his own franchise record; marked fifth 1,000-yard season of his career, tying Anquan Boldin for the most

THE SIGNIFICANCE OF 90

After reaching 90 receptions in 2010, WR **Larry Fitzgerald** became the first player in NFL history to record 90+ receptions five times in their first seven seasons.

Most 90 Catch Seasons In First 7 NFL Seasons

90+	Player (Years)
5	**Larry Fitzgerald (2004-10)**
4	Marvin Harrison (1996-02)
	Torry Holt (1999-05)
	Chad Ochocinco (2001-07)
	Sterling Sharpe (1988-94)

The 2010 season represented the fourth consecutive 90-catch campaign for Fitzgerald and he became just the fourth player in NFL history to accomplish that feat.

Consecutive Seasons With 90+ Receptions NFL History

90+	Player (Years)
6	Torry Holt (2002-07)
5	Marvin Harrison (1999-03)
4	**Larry Fitzgerald (2007-10)**
	Jerry Rice (1993-96)

ONE OF THE ELITE

WR **Larry Fitzgerald** posted 1,411 receiving yards in 2011, marking the fourth time in his career he reached the 1,400-yard mark in a season. In doing so, Fitzgerald joined an elite group of receivers that includes Jerry Rice, Randy Moss and Marvin Harrison as the only players in NFL history with four seasons of 1,400+ receiving yards in their career.

NFL Record—Seasons with 1,400+ Receiving Yards

#	Player
6	Jerry Rice, 1985-2004
4	**Larry Fitzgerald, 2004-**
	Randy Moss, 1998-2010
	Marvin Harrison, 1996-2008

Outside of Rice, Fitzgerald, Moss and Harrison, no other player in league history has posted more than two seasons with 1,400+ receiving yards.

Fitzgerald joins Marvin Harrison as the only players in NFL history to record 1,400+ yards receiving at least four times in their first eight seasons.

THE TD MACHINE

Dating back to the beginning of the '08 season, and including postseason, no player in the NFL has more TD receptions than WR **Larry Fitzgerald.** He has hauled in 48 TD receptions in that time, including nine TD receptions in just six postseason games.

TD Receptions since 2008—Including Postseason

TDs	Player
48	**Larry Fitzgerald**
47	Calvin Johnson
38	Roddy White
37	Greg Jennings
33	Antonio Gates

in franchise history ... became the franchise's all-time receptions leader and moved into second place on the franchise career receiving yardage list, trailing only Roy Green (8,497, 1979-90) ... joined Randy Moss (6), Chad Ochocinco (6) and Boldin (5) as the only active receivers to reach 1,000 yards at least five times in their first seven NFL seasons ... moved into second place on the franchise TD receptions list ... became the youngest player in NFL history (27 years, 110 days old) to reach 600 career receptions ... became the second youngest player in NFL history to reach 8,000 career receiving yards (Randy Moss, 26 years, 297 days old) ... saw first action after suffering a knee injury in the first preseason game (8/14) and recorded the game-winning TD reception in the season opener @ StL; dating back to the 2009 regular season, was fourth consecutive game with a TD reception, tying for the third longest streak in franchise history (recorded five straight games with a TD reception in 2007 for 2nd place) ... did not start and recorded two receptions for 26 yards and a TD vs. Oak (9/26); first time he did not start a game he appeared in as Cards opened up with a two TE, two RB set with one WR from their own three-yard line ... registered three receptions for 30 yards @ Sea (10/24), becoming the youngest player in NFL history (27 years, 54 days) to reach 550 career receptions ... recorded six receptions for 72 yards and tied career-high with two TDs vs. TB (10/31); marked 11th multi-TD game of his career ... played in 100th career game and led team with 107 yards on seven receptions @ Min (11/7) ... made 100th career start vs. Sea (11/14), totaling 91 yards on a team-high seven receptions and hauled in a two-point conversion ... totaled 72 yards on six receptions vs. Den (12/12) to surpass Anquan Boldin (586, 2003-09) as the franchise all-time receptions leader; with 72 yards receiving moved past Jackie Smith (7,918, 1963-77) into second place on the franchise career receiving yardage list ... registered nine receptions for 125 yards @ Car (12/19) to surpass 600 career receptions; accounted for five of the Cardinals six longest plays of the game (receptions of 14, 15, 17, 20 and 41 yards) ... registered one reception vs. Dal (12/25), a 26-yard catch that converted a 4th-n-15 from the AZ 19 with just over a minute to play in the game, extending a drive that resulted in a game winning FG ... tied a season-high with 125 receiving yards on season-best 11 receptions with a TD in the season finale @ SF (1/2/11); marked 26th 100-yard receiving game of his career and third of 2010.

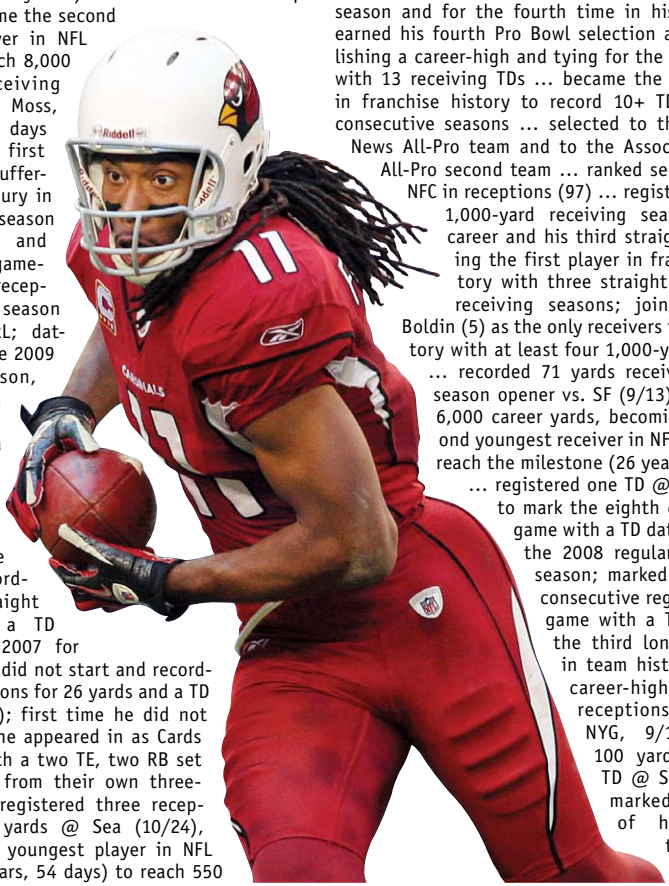

2009: Selected as a team captain, started all 16 regular season games for the second straight season and for the fourth time in his career ... earned his fourth Pro Bowl selection after establishing a career-high and tying for the league lead with 13 receiving TDs ... became the first player in franchise history to record 10+ TDs in three consecutive seasons ... selected to the Sporting News All-Pro team and to the Associated Press All-Pro second team ... ranked second in the NFC in receptions (97) ... registered fourth 1,000-yard receiving season of his career and his third straight, becoming the first player in franchise history with three straight 1,000-yard receiving seasons; joined Anquan Boldin (5) as the only receivers in team history with at least four 1,000-yard seasons ... recorded 71 yards receiving in the season opener vs. SF (9/13) to surpass 6,000 career yards, becoming the second youngest receiver in NFL history to reach the milestone (26 years, 13 days) ... registered one TD @ Jax (9/20) to mark the eighth consecutive game with a TD dating back to the 2008 regular and postseason; marked the fourth consecutive regular season game with a TD, tied for the third longest streak in team history ... tied career-high with 13 receptions (13, @ NYG, 9/11/05) for 100 yards and one TD @ Sea (10/18); marked 51st TD of his career, tying Ottis Anderson

POSTSEASON PERFORMER

During the 2008 postseason, WR **Larry Fitzgerald** was unstoppable, breaking virtually every postseason receiving record imaginable. He shattered the NFL records for receiving yards in a single postseason (546), receptions (30) and TDs (7). Fitzgerald recorded four 100-yard games in the postseason as well, a new NFL record for consecutive games with 100-yards receiving.

Fitzgerald added to his status as a force in the playoffs with his performance in the team's two postseason matchups in 2009. With 159 receiving yards in the '09 postseason, Fitzgerald had 705 receiving yards in his first six postseason games, second in NFL history behind Steve Smith (706).

Receiving Yards In First Six Postseason Games—NFL History

Yards	Player
706	Steve Smith, Carolina, 2003-05
705	**Larry Fitzgerald, Arizona, 2008-09**
602	Randy Moss, Minnesota, 1998-2000
587	Tom Fears, LA Rams, 1949-55
582	Anthony Carter, Minnesota, 1987-89

Fitzgerald had more receiving yards (628) through his first five postseason games than any receiver in NFL history through their first six games, outside of Smith.

With his two TD receptions in the Wild Card contest vs. Green Bay, Fitzgerald recorded at least one TD reception in his first five consecutive postseason games, tying the third-longest streak in NFL postseaon history. Only John Stallworth (8) and David Givens (7) had longer streaks than Fitzgerald.

Consecutive Games With TD Reception—Postseason History

Games	Player
8	John Stallworth, Pittsburgh, 1978-83
7	David Givens, New England, 2003-05
5	**Larry Fitzgerald, Arizona, 2008-09**
	James Lofton, Green Bay-Buffalo, 1982-90
	Randy Moss, Minnesota, 1998-2000
	Antonio Freeman, Green Bay, 1997-2001
	Hines Ward, Pittsburgh, 2002-05

Fitzgerald had multiple TD receptions in three consecutive games, joining Ernest Givens (1989-91) as the only players in postseason history to accomplish that feat.

Fitzgerald now has nine TD receptions in six career postseason games, an NFL record for a player in his first six postseason games.

Most TD Receptions In First Six Playoff Games—NFL History

TDs	Player
9	**Larry Fitzgerald, Arizona, 2008-09**
7	Randy Moss, Minnesota, 1998-2000
6	Fred Biletnikoff, Oakland, 1967-70
6	James Lofton, Green Bay, 1982, Buffalo, 1989-90
6	Jerry Rice, San Francisco, 1984-88
6	Steve Smith, Carolina, 2003-05

Playing together in just six postseason contests, Fitzgerald and Kurt Warner became one of the most prolific QB to WR combos in NFL postseason history.

Most Postseason TDs—QB to WR Combo

TD	QB to WR	Games
12	Joe Montana to Jerry Rice	11
10	Brett Favre to Antonio Freeman	14
9	**Kurt Warner to Larry Fitzgerald**	**6**
9	Terry Bradshaw to John Stallworth	15
9	Terry Bradshaw to Lynn Swann	16
8	Troy Aikman to Michael Irvin	15
8	Peyton Manning to Reggie Wayne	14

and John David Crow for third-highest total in franchise history ... registered six receptions for 83 yards @ NYG (10/25); marked 75th consecutive game with at least one reception, passing Roy Green for the fourth longest streak in franchise history ... registered team-highs with nine receptions for 123 yards and two TDs @ Chi (11/8); marked his 10th game with two TDs ... recorded one TD on seven receptions for 73 yards vs. Sea (11/15); moved past Mel Gray (6,644, 1971-82) for fifth place on the franchise receiving yardage list ... totaled four receptions @ Ten (11/29) to eclipse 500 in just his 87th career game, becoming the second-fastest receiver (in terms of games played) in NFL history to reach the mark (Anquan Boldin-80 games) ... registered a team-high eight receptions for a season-high 143 yards and one TD vs. Min (12/6); second quarter TD reception gave him 10 TDs on the season, making him the first player in franchise history to record 10+ TDs in three consecutive seasons (10-2007, 12-2008); marked 23rd career 100-yard receiving game ... hauled in two receptions for 22 yards and left the game early in the third quarter with a right knee sprain but returned later in the quarter to finish the game @ SF (12/14) ... made 90th career start and recorded four receptions for 36 yards and one TD @ Det (12/20) to register fourth 1,000-yard receiving season of his career and his third straight ... recorded three receptions for 17 yards and one TD in the regular season finale vs. GB (1/3/10) to set a single season career-high of 13 TDs (third most in franchise history), surpassing his old career-high of 12 TDs set in 2008; moved into third place on the franchise career receptions list (523), passing Roy Green (522, 1979-90) ... registered 82 yards on six receptions with two TDs vs. GB (1/10/10) in the Wild Card matchup; had more receiving yards (628) in his first five postseason games than any player in NFL history, passing Randy Moss (584); had at least one TD reception in five consecutive postseason games, tying the third longest streak in NFL postseason history (John Stallworth-8, David Givens-7); marked ninth TD reception in fifth postseason game, an NFL record for a player in their first five postseason games ... registered a team-high 77 receiving yards on six receptions @ NO (1/16/10); recorded at least six receptions in all six career postseason games.

2008: Started all 20 games in 2008, recording 11 100-yard receiving games and for the second straight year, led the NFC with 96 receptions and a career-best 1,431 receiving yards with 12 TDs during the regular season ... earned first selection to the Associated Press All-Pro Team ... became the first player with four consecutive 100+ yard receiving games in a single postseason ... for the fourth

ONE OF THE BEST

Dating back to 2005, his second season in the NFL, WR **Larry Fitzgerald** is at or near the top of most receiving categories.

NFL Reception Leaders (2005-11)

Rec	Player	Team(s)
650	Wes Welker	New England
641	Reggie Wayne	Indianapolis
635	**Larry Fitzgerald**	**Arizona**
579	Tony Gonzalez	Kansas City, Atlanta
574	Jason Witten	Dallas

NFL Receiving Yardage Leaders (2005-11)

Yds	Player	Team(s)
8,835	**Larry Fitzerald**	**Arizona**
8,599	Reggie Wayne	Indianapolis
8,082	Steve Smith	Carolina
7,538	Andre Johnson	Houston
7,374	Roddy White	Atlanta

NFL Receiving TD Leaders (2005-11)

TDs	Player	Team(s)
65	**Larry Fitzgerald**	**Arizona**
63	Randy Moss	Oakland, New England
61	Antonio Gates	San Diego
58	Terrell Owens	Phi, Dal, Buf, Cin
50	Reggie Wayne	Indianapolis

NFL Leaders—Receptions of 25+ Yards (2005-11)

25+	Player	Team(s)
84	Steve Smith	Carolina
77	**Larry Fitzgerald**	**Arizona**
64	Greg Jennings	Green Bay
63	Roddy White	Atlanta
61	Reggie Wayne	Indianapolis

WAY MORE THAN AVERAGE

WR **Larry Fitzgerald** was one of the NFL's most dangerous big-play receivers in 2011. With 80 receptions for 1,411 yards on the season, Fitzgerald averaged a career-high 17.6 yards per reception, nearly three yards higher than his previous season high of 14.9 yards per reception (2008).

Fitzgerald established a career high and tied Detroit's Calvin Johnson and the NYG's Victor Cruz for the NFL lead in 2011 with 17 receptions of 25+ yards.

Receiving Average By Season

Year	Rec	Yds	Avg	25+
2011	80	1,411	17.6	17
2010	90	1,137	12.6	9
2009	97	1,092	11.3	7
2008	96	1,431	14.9	13
2007	100	1,409	14.1	12
2006	69	946	13.7	5
2005	103	1,409	13.7	14
2004	58	780	13.4	11

Of his 613 career receptions during the regular season entering 2011, Fitzgerald had 17 total catches that covered at least 40 yards (3%). Of his 80 receptions in 2011, a career-high eight went for at least 40 yards (10%).

Receptions of 40+ Yards By Season

Year	40+
2011	8
2010	1
2009	0
2008	5
2007	4
2006	2
2005	4
2004	1

BIG CATCHES

Larry Fitzgerald's eight receptions of 40+ yards ranked third in NFL in 2011 behind only Detroit's Calvin Johnson (10) and the NYG's Victor Cruz (9).

time in his career totaled 100+ yards receiving in the first half (102) vs. Mia (9/14) ... recorded third straight 100-yard receiving game with 122 yards on eight receptions @ NYJ (9/28); joined Anquan Boldin (10 rec., 119 yds.) to mark the second time in three weeks that both eclipsed 100-yards receiving in the same game; Steve Breaston added 122 yards on nine receptions to mark only the second time in franchise history that three receivers went over 100 yards receiving in the same game (last happened on 11/10/68 vs. Pit) ... with Boldin injured, stepped up to tie for the team lead with seven receptions for 52 yards and hauled in two TDs vs. Buf (10/5); in 65th career game, reached 5,000 career receiving yards, tying WR Isaac Bruce as the seventh-fastest receiver in league history to reach the milestone ... with five receptions for 71 yards vs. NYG (11/23) he surpassed 400 career receptions, becoming the youngest receiver in NFL history (25 years, 119 days) to reach the 400 career receptions milestone; eclipsed 1,000 receiving yards on the season to become the third WR in franchise history with three 1,000-yard seasons (Boldin-4 and Roy Green-3); marked the second time he and Boldin have each gone over 1,000 yards in the same season (2005) and third time in franchise history that two receivers have eclipsed 1,000 yards ... registered 19th career 100-yard receiving game and sixth of 2008 with 101 yards on three receptions as well as a career-long 78-yard TD @ NE (12/21) to tie his single season career-high of 10 TDs established in 2005 and 2007 ... had 130 yards on five receptions and two TDs vs. Sea (12/28) to establish a then career-high of 12 TDs on the season; 46th career TD passed Mel Gray (1971-82) for third most in franchise history; marked eighth career multiple TD game and third of 2008 to tie single season career-high for multiple TD games in one season, set in 2007 ... in his playoff debut, recorded 101 yards on six receptions including a 42-yard TD on a flea flicker vs. Atl (1/3/09) that was the fourth longest pass play in Arizona postseason history ... established a new franchise record for receiving yards in a postseason game with 166 on eight receptions and one TD @ Car (1/10/09) ... tied the NFL postseason record for most TDs in a game by scoring a career-best three TDs in the first half and registered 152 receiving yards vs. Phi (1/18/09), establishing a new NFL record for receiving yards in a single postseason with 419, surpassing the 409 yards that Jerry Rice amassed in the 1988 playoffs with San Francisco ... tied a Super Bowl record with two TDs on seven receptions for 127 yards vs. Pit (2/1/09); dating back to the regular season he totaled over 100 receiving yards in a career-high six straight games.

2007: Started all 15 games played and was selected as a starter for second career Pro Bowl (2005) after finishing the season atop the NFC in receptions (100) and receiving yards (1,409); receiving

yards tied his own career best set in 2005 for the fourth-most in franchise history; along with Anquan Boldin, became the first teammates in NFL history to record performances of 11+ catches and 160+ receiving yards in consecutive weeks (Boldin, 13 for 162 and 2 TDs vs. Atl 12/23; Fitzgerald 11 for 171 and 2 TDs vs. StL 12/30) ... recorded first 100-yard receiving game of the season and 10th of his career, catching a game-high 10 passes for 120 yards and recovering a Jeff Reed onside kick vs. Pit (9/30) ... for the eighth straight week led team in receptions with nine for a season-high 156 yards and two TDs including a 48-yard hail mary to end the first half vs. SF (11/25); surpassed 1,000 receiving yards on the season for the second time in his career (1,409 in 2005); by doing it in 11 games became the second-fastest Cardinal receiver to reach the mark; passed Larry Centers (29, 1990-98) to record the most TDs by a Cardinal (30) since the team moved to Arizona in 1988 ... after being limited in practice for second straight week, recorded an 18-yard TD reception @ NO (12/16) to give him at least one in each of the last five games ... set franchise record with 136 receiving yards in the first half and went on to register a season-best 11 receptions for 171 yards (13th career 100+ yard game, fourth of 2007) and two TDs vs. StL (12/30); teamed with Edgerrin James (102) and Kurt Warner (300) to become the first trio to record at least 100-yards receiving, 100-yards rushing and 300-yards passing in the same game

9,000 AND COUNTING

At 28 years, 81 days old, WR **Larry Fitzgerald** reached 9,000 career receiving yards in Week 11 of the 2011 season against the 49ers. In doing so, he became the second-youngest player in NFL history to reach the career milestone. Only Randy Moss (27 years, 310 days old) reached the mark at a younger age than Fitzgerald.

Youngest Players to 9,000 Career Receiving Yards

Player	Age
Randy Moss	27 years, 310 days old
Larry Fitzgerald	**28 years, 81 days old**
Jerry Rice	29 years, 71 days old
Andre Johnson	29 years, 155 days old
Torry Holt	29 years, 175 days old

Below is a look at a few other career milestones that Fitzgerald reached at a young age:

70 Career TD Receptions

- Fitzgerald reached 70 career TDs in Week 10 of the 2011 season vs. Philadelphia and at 28 years, 74 days old, he became the third-youngest player in NFL history to accomplish the feat, trailing only Randy Moss (26 years, 269 days) and Hall of Famer Jerry Rice (28 years, one day).

8,000 Receiving Yards

- Fitzgerald's 125 receiving yards in Week 15 matchup vs. the Panthers in '10 gave him 8,053 for his career as he became the second youngest receiver in NFL history to reach 8,000 yards, trailing only Randy Moss (26 years, 297 days old).

7,000 Receiving Yards

- Against the Lions in Week 15 of 2009, Fitzgerald reached 7,000 receiving yards for his career. At 26 years, 111 days old, he became the youngest player in NFL history to reach the career milestone, surpassing the previous record held by Randy Moss (26 years, 220 days old).

6,000 Receiving Yards

- Reached 6,000 career receiving yards in Week 1 of the 2009 season vs. San Francisco at 26 years and 13 days old, becoming the second-youngest receiver in NFL history to reach the milestone behind only Randy Moss (25 years, 270 days).

600 Receptions

- In Week 15 of the '10 season at Carolina, Fitzgerald surpassed 600 receptions for his career and at 27 years, 110 days old, became the youngest player in NFL history to reach the milestone. He surpassed the previous record of Randy Moss, who reached 600 career receptions at 28 years, 266 days old.

SIXTH TIME TO 1,000

WR **Larry Fitzgerald** tallied 1,411 receiving yards in 2011, establishing a franchise record with his sixth career 1,000-yard campaign.

Franchise Record—Most 1,000-Yard Receiving Seasons

#	Player (Years)
6	**Larry Fitzgerald (2005, 2007-11)**
5	Anquan Boldin (2003, 2005-06, 2008-09)
3	Roy Green (1983-84, 1988)
2	David Boston (2000-01)
	Frank Sanders (1997-98)
	Rob Moore (1996-97)
	J.T. Smith (1986-87)
	Sonny Randle (1962-63)

The 2011 season marked Fitzgerald's fifth straight with 1,000 yards. No other player in franchise history ever had more than two straight 1,000-yard receiving seasons.

Franchise Record—Consecutive 1,000-Yard Seasons

#	Player, Years
5	**Larry Fitzgerald, 2007-11**
2	Anquan Boldin, 2005-06; 2008-09
	David Boston, 2000-01
	Frank Sanders, 1997-98
	Rob Moore, 1996-97
	J.T. Smith, 1986-87
	Roy Green, 1983-84
	Sonny Randle, 1962-63

After hitting the 1,000-yard mark for the sixth time, Fitzgerald became just the eighth player in NFL history to reach 1,000 yards receiving at least six times in their first eight NFL seasons.

#	Player	Team(s)	1st 8 Seasons
7	Torry Holt	St. Louis	1999-06
	Randy Moss	Minnesota/Oakland	1998-05
	Jerry Rice	San Francisco	1985-92
	Lance Alworth	San Diego	1962-69
6	**Larry Fitzgerald**	**Arizona**	**2004-11**
	Chad Ochocinco	Cincinnati	2001-08
	Rod Smith	Denver	1995-02
	Jimmy Smith	Dallas/Jacksonville	1992-01

FITZGERALD IN FOURTH WITH 73

With 73 career TD receptions, WR **Larry Fitzgerald** is tied with Indianapolis' Reggie Wayne for fourth place for career TD receptions among active players. Only San Francisco WR Randy Moss (153), Atlanta TE Tony Gonzalez (95) and San Diego TE Antonio Gates (76) have more TD receptions than Fitzgerald.

Fitzgerald has appeared in fewer games (124) than any other player in the top 10.

TD Receptions—Active NFL Players

#	Player (1st Year)	TDs	Games
1	Randy Moss (1998)	153	202
2	Tony Gonzalez (1997)	95	238
3	Antonio Gates (2003)	76	132
4t	**Larry Fitzgerald (2004)**	**73**	**124**
4t	Reggie Wayne (2001)	73	173
6	Chad Ochocinco (2001)	67	166
7	Plaxico Burress (2000)	63	144
8t	Steve Smith (2011)	59	151
8t	Donald Driver (1999)	59	192
10	Santana Moss (2001)	56	155

BREAKING DOWN FITZGERALD

Below is a breakdown of WR **Larry Fitzgerald's** 693 career receptions and 9,615 career receiving yards:

Fitzgerald Career Splits

Split	Rec	Yds
Home	338	4,617
Away	355	4,893
Win	323	4,520
Loss	370	5,495
September	146	1,978
October	145	2,092
November	202	2,702
December	159	2,436
January	32	407
Sunday	659	9,201
Monday	17	125
Thursday	5	65
Saturday	12	224
Vs. NFC	546	7,525
Vs. AFC	147	2,090
1st Quarter	147	1,958
2nd Quarter	183	2,293
3rd Quarter	170	2,410
4th Quarter	187	2,848
Overtime	6	106
1st Down	292	3,903
2nd Down	237	3,493
3rd Down	150	2,027
4th Down	14	192
Vs. Seattle	102	1,371
Vs. San Francisco	93	1,339
Vs. St. Louis	91	1,190

Rec. By QB

Rec	Quarterback
345	Kurt Warner
84	Josh McCown
70	Matt Leinart
63	John Skelton
49	Derek Anderson
38	Kevin Kolb
13	Max Hall
10	Shaun King
8	John Navarre
7	Richard Bartel
5	Tim Rattay
1	Brian St. Pierre

Rec. Yards By QB

Yds	Quarterback
4,583	Kurt Warner
1,207	Josh McCown
1,029	John Skelton
967	Matt Leinart
658	Kevin Kolb
629	Derek Anderson
141	Max Hall
129	Shaun King
97	John Navarre
91	Richard Bartel
81	Tim Rattay
3	Brian St. Pierre

since 10/7/84 @ Dal when Neil Lomax (354), Roy Green (189) and Ottis Anderson (110) achieved the feat; total of 10 TDs on the season tied his previous career-best set in 2005.

2006: With 946 yards on 69 catches (six TDs), he finished just shy of his second career 1,000-yard season despite missing three starts due to injury ... for the second year in a row, opened the season with over 100 yards receiving after hauling in nine passes for 133 yards vs. SF (9/10) ... starting his 37th straight game, caught two passes for 15 yards, including a five-yard TD reception to give the Cardinals an early 14-0 lead before leaving in the second quarter with a hamstring injury vs. KC (10/8) ... inactive for the first time in his NFL career with a hamstring injury vs. Chi (10/16) on Monday Night and had to miss the next three contests ... while recording his ninth career 100-yard game, set a new career-high with 172 yards on 11 receptions @ Min (11/26); his 172 yards were the highest in the NFL in week 12 and with Anquan Boldin's 140 yards marked the fifth time that the duo both finished a game with over 100 yards receiving; 11 receptions also put him over 200 career receptions (205) ... led the team with 77 yards on five catches vs. Den (12/17); eclipsed the 3,000-yard receiving mark for his career ... for the second game in a row, led the Cardinals with 93 receiving yards on four catches, including a six-yard TD @ SF (12/24).

2005: Set a new franchise record for receptions in a season with 103 in his second season ... recorded a career-high 13 receptions for 155 yards and one TD in the season opener @ NYG (9/11) ... had his second consecutive 100-yard receiving day vs. Car (10/9), hauling in nine receptions for 136 yards and one TD; he and Boldin became the first WRs to record 100 or more yards in consecutive games since Kevin Dyson and Derrick Mason on 11/25 and 12/2/01 for the Tennessee Titans ... posted his fourth 100-yard game of the season after grabbing eight passes for 102 yards vs. Sea (11/6) ... had his fifth 100-yard receiving game and his second consecutive @ Det (11/13) after hauling in nine passes for 141 yards, including an eight-yard TD pass from Kurt Warner ... recorded four receptions for 41 yards and fell one-yard shy of breaking 1,000 yards on the season vs. Jax (11/27); added a five-yard TD reception from Warner to put the Cardinals within seven points with just under three minutes remaining in the game ... surpassed 1,000 yards on his first reception of the day @ SF (12/4) and finished the afternoon with eight receptions for 129 yards ... totaled six catches for 85 yards and one TD @ Hou (12/18) and became only the sixth player in team history to record more than 90 receptions in a single season ... set a new team record for receptions in a season with 103 for 1,409 yards after posting

CARDINALS IN THE COMMUNITY

Larry Fitzgerald First Down Fund

Established by Fitzgerald to help kids and their families by funding positive activities for kids during the summer and throughout the year, the First Down Fund supports kids and families in crisis as well as health-related organizations that work with families. The First Down Fund has made significant contributions – in time, money and resources - to numerous organizations across the country.

This summer the First Down Fund and the Lieberman Foundation are teaming up to build basketball courts for kids in Minneapolis and Phoenix. During the 2011 season, Larry made a donation each week to a charitable organization nominated by a fan. The following organizations received a donation as a result of this initiative:

Juvenile Diabetes Research Foundation
Phoenix Children's Hospital
Donorschoose.org
Juvenile Diabetes Research Foundation
Starkey Hearing Foundation
Desert Dance Theater
Parenting with a Purpose
Catholic Charities in Flagstaff
Streetlight USA
Autism Speaks
The Kingman AZ Foodbank
Phoenix Youth at Risk
Special Olympics of Minnesota
Special Olympics of Arizona
YWCA of Oahu, Hawaii
Pinal Council for CASA/Foster
Camp Simcha
Operation Homefront of Arizona

In the summer of 2011, the Larry Fitzgerald First Down Fund also distributed funds to the Southern Arizona American Red Cross for wildfire relief. According to the Red Cross the donation prevented 10 families from becoming homeless. The Larry Fitzgerald First Down Fund has also distributed funds to the Jerry Gamble Boys & Girls Club in North Minneapolis for summer youth programming, the Boys and Girls Club of Metropolitan Phoenix for summer youth programming, Big Brothers Big Sisters of Central Arizona for summer youth programming, Horizons Youth Program at Sabathani Community Center in Minneapolis for summer youth programming, Minnesota Helps - North Minneapolis Recovery Fund to help families affected by the tornado, and Martin Luther King Jr. Park in Minneapolis for a summer film series.

Carol Fitzgerald Memorial Fund

The Carol Fitzgerald Memorial Fund was established in honor of his late mother who passed away from breast cancer in 2003. It helps support causes that Fitzgerald's mother held close to her heart, such as the education of urban youth on HIV/AIDS and breast cancer issues.

The Carol Fitzgerald Memorial Benefit, Morton's Celebrity Servers Night and the Celebrity Softball Game and VIP After Party are all annual events hosted by Fitzgerald, with proceeds going to support both the Carol Fitzgerald Memorial Fund and the Larry Fitzgerald First Down Fund:

Breast Cancer Awareness

One of the causes closest to Fitzgerald's heart is breast cancer research. Following the death of his mother, Fitzgerald became very involved in the cause and for the past three seasons, has proved a key figure in the NFL's annual Breast Cancer Awareness Month in October.

- Has served as a league spokesman for the league-wide initiative "A Crucial Catch" for the last two years and has been invited to do so again in 2012.
- During the 2010 season, he donated $1,000 for every catch and an additional $5,000 for every TD he made in the month of October to breast cancer awareness. In 2011, Fitzgerald upped it to $1,000 for every catch and $10,000 for every TD catch for the month, adding 10 cents for every new Twitter follower he gained.
- In 2009, Fitzgerald also served as the national spokesperson for the NFL's "Crucial Catch" screening campaign.

After earning a trip to the Pro Bowl following the 2010 season, Fitzgerald rewarded two breast cancer survivors—Liz Dodson and Maureen Hanna, with trips to accompany him to Hawaii.

Visiting Africa – Famine Relief and Helping to Restore Hearing

In each of the last two years, Fitzgerald has taken part in humanitarian trips in Africa during the offseason.

- In March of 2012, he joined former teammate Anquan Boldin and partnered with Oxfam America on a trip to Ethiopia. The duo was there to raise awareness of the drought and famine crisis that has affected millions of people in the region. Among the projects they worked on were irrigation systems and digging wells.
- Fitzgerald is also a major supporter of the Starkey Hearing Foundation, an international relief group dedicated to provide hear aids and hearing health awareness to those less fortunate and also supporting research and education. In March of 2011, Fitzgerald joined Pros for Africa and the Starkey Hearing Foundation on a trip to Uganda and Rwanda to bring over 22,000 hearing aids to people with no way to afford them. In May of 2012, Fitzgerald again joined the Starkey Hearing Foundation on a trip to Malaysia.

Youth Football Initiatives

Larry has hosted a youth football camp in Minnesota for several years. Starting in 2012, he is working with Pro Camps to host camps in both Arizona and Minnesota. Scholarship slots are dedicated at these camps for kids so that underprivileged youth can attend.

- In May of 2012, Fitzgerald hosted the first annual Old Spice Larry Fitzgerald Football ProCamp at McClintock High School in Tempe, AZ. The camp provided boys and girls ages 7-14 the opportunity to learn fundamentals from Fitzgerald and other NFL players and coaches.

Supporting the Military

Having had a number of family members serve in the Armed Forces, Fitzgerald has long been a big supporter of the military.

- In June of 2011, Fitzgerald joined EAS on a promotion for the Semper Fi Fund. He did numerous interviews to raise awareness for the "Views for Vets" Semper Fi Fund initiative. For every click on the funds website, donations were made that raised immediate financial support for injured and critically ill members of the United States Armed Forces.
- In March of 2009, Fitzgerald joined three other NFL players on a week-long USO Tour of Iraq and Afghanistan, spending seven days meeting with troops deployed to the Persian Gulf. Fitzgerald visited numerous bases and met with thousands of troops, taking pictures, signing autographs and participating in "football roundtables," where troops were able to ask the players questions. They also met up with a group of Navy SEALs and were challenged to compete against a number of top SEALs in the obstacle training course.

six receptions for 80 yards @ Ind (1/1/06) … along with Boldin, the duo became only the third pair of teammates in NFL history to post 1,400+ receiving yards in a season and the third set to record over 100 receptions in the same season.

2004: The Cardinals first-round selection in the 2004 Draft (third overall), led the team and finished second among NFL rookies in receiving with 58 receptions for 780 yards and eight TDs … in his first career start @ StL (9/12), caught nine passes for a team-high 70 receiving yards; opened the game with a 37-yard flea flicker reception from Josh McCown which was the longest offensive play of the game for either team … had a team-high five receptions for 94 yards and scored his first career TD, a 24-yard pass from McCown @ SF (10/10) … recorded a 39-yard reception on the second play of the game en route to four receptions for a team-high 73 yards vs. Sea (10/24); attempted a pass on the first play of the game but was sacked for a loss of seven yards; recorded a 25-yard TD grab on the Cardinals second drive of the game, putting the Cards on the board first with a 7-0 lead … did not record a reception for the first time all season @ Buf (10/31); in the windy conditions the Cardinals completed only nine passes … tied Boldin for receptions with five for 92 yards @ Mia (11/7); four of those receptions came for 84 yards in the fourth quarter; set-up a five-yard Emmitt Smith TD run after connecting with McCown for a 32-yard gain; caught a 48-yard pass from McCown to put the Cardinals on the Miami three yard-line with 1:07 remaining and four plays later tied the score at 23 with a two-yard TD reception with 19 seconds remaining; Neil Rackers extra point gave the Cardinals a 24-23 lead to win the game; his 48-yard reception at Miami was the team's longest all season … snagged two 29-yard TD passes from McCown in the fourth quarter @ Sea (12/26) to put the Cardinals within three points; finished the game with four receptions for 70 yards … became the first Cardinals receiver since the 1970 NFL/AFL Merger to catch two TD passes in two consecutive games.

COLLEGE:

Attended prep school at Valley Forge (PA) Military Academy after his senior year of high school … eligible for the 2004 NFL Draft since three years had passed since his high school class graduated … one of the most decorated receivers in Big East Conference history … a Heisman trophy finalist in 2003, finished second to Oklahoma QB Jason White by just 128 points (1,481-1,353) … Walter Camp Player-of-the-Year, Biletnikoff Award winner, and Columbus Touchdown Club Player of the Year … unanimous All-America selection as a sophomore at University of Pittsburgh … in just 26 games with the Panthers, caught 161 passes for 2,677 yards (16.6-yard avg.) and 34 TDs … only Antonio Bryant (173, 1999–2001) and Latef Grim (178, 1998–2000) recorded more receptions in a career at Pittsburgh … his 2,677 yards rank behind Grim (2,680), Dietrich Jells (3,003, 1991–95) and Bryant (3,061), and 34 receiving scores broke the school career record of 30 by Bryant … also holds the school record with at least one TD catch in 16 consecutive games … first player in school history with back-to-back 1,000-yard seasons receiving … his 14 games with at least 100 yards receiving broke the previous Panthers all-time record of 13 set by Bryant … posted 35 receptions for 420 yards and seven TDs in six games at Valley Forge Military Academy.

COMING UP BIG AT THE END

During the 2011 season, WR **Larry Fitzgerald** was at his best late in the game. That point was driven home in the season finale vs. Seattle when the All-Pro had five receptions for 104 yards in the fourth quarter/OT while leading the Cards to the win, including a spectacular leaping one-handed catch that had to be seen—and reviewed in the booth—to be believed.

In the fourth quarter/OT in 2011, Fitzgerald had 32 receptions for 682 yards, with his yardage total ranking second in the NFL behind Giants WR Victor Cruz (692).

NFL Leaders—Receiving Yards in 4th Qtr/OT

Yds	Player, Team
692	Victor Cruz, NY Giants
682	**Larry Fitzgerald, Arizona**
457	Steve Smith, Carolina
452	Calvin Johnson, Detroit
418	Wes Welker, New England

Of his 25 receptions that covered at least 20 yards in 2011, an NFL-high 14 came in the fourth quarter or OT.

NFL Leaders—Receptions of 20+ Yards in 4th Qtr/OT

Rec	Player, Team
14	**Larry Fitzgerald, Arizona**
13	Victor Cruz, NY Giants
11	Steve Smith, Carolina
9	Calvin Johnson, Detroit
8	Percy Harvin, Minnesota

PERSONAL:

Two-time All-State and prep All-America receiver at Academy of the Holy Angels (Minneapolis, MN) High School ... recorded 73 receptions for 1,254 yards (17.2 yard avg.) and 17 TDs as a senior, and had 54 catches for 1,347 yards (24.9 yard avg.) with 12 TDs and 10 consecutive 100-yard receiving games as a junior ... also a three-year defensive starter, playing free safety as a senior and OLB as a junior and sophomore ... lettered twice in basketball and once in track ... studied in the College of Arts and Sciences at Pittsburgh ... father, Larry Sr., played football at Indiana State from 1975–77 ... Larry Sr. is currently the sports editor for the Minnesota Spokesman-Recorder ... his mother, Carol, passed away in April of 2003 after a seven-year bout with cancer; Larry keeps her driver's license in his wallet next to his own ... younger brother, Marcus, played WR at Marshall from 2004-07 ... studying Communications at University of Phoenix.

FITZGERALD CAREER STATS

			Receiving				
Year	Team	GP/GS	Rec	Yds	Avg	Lg	TD
2004	Ariz	16/16	58	780	13.4	48	8
2005	Ariz	16/16	*103	1,409	13.7	47	10
2006	Ariz	13/13	69	946	13.7	57	6
2007	Ariz	15/15	100	1,409	14.1	48t	10
2008	Ariz	16/16	96	1,431	14.9	78t	*12
2009	Ariz	16/16	97	1,092	11.3	34t	*13
2010	Ariz	16/15	90	1,137	12.6	41	6
2011	Ariz	16/16	80	1,411	17.6	73t	8
Total		**124/123**	**693**	**9,615**	**13.9**	**78t**	**73**

* Led NFL

Single Game Highs:

Receptions: 13, (twice) last @ Seattle, 10/18/09; **Receiving Yards:** 172, @ Minnesota, 11/26/06; **Touchdowns:** 2, 12 times, last @ Philadelphia, 11/13/11; **Long Reception:** 78t, @ New England, 12/21/08; **Long TD Reception:** 78, @ New England, 12/21/08.

FITZGERALD POSTSEASON STATS

			Receiving				
Year	Team	GP/GS	Rec	Yds	Avg	Lg	TD
2008	Ariz	4/4	30	546	18.2	64t	7
2009	Ariz	2/2	12	159	13.3	33t	2
Total		**6/6**	**42**	**705**	**16.8**	**64t**	**9**

Postseason Single Game Highs:

Receptions: 9, vs. Philadelphia, 1/18/09; **Receiving Yards:** 166, @ Carolina, 1/10/09; **Touchdowns:** 3, vs. Philadelphia, 1/18/09; **Long Reception:** 64t, vs. Pittsburgh (SB XLIII), 2/3/09; **Long TD Reception:** 64, vs. Pittsburgh (SB XLIII), 2/3/09.

FITZGERALD GAME-BY-GAME STATS

Receiving

2011

Date	Opp.	GP/GS	No	Yds	Long	TD
Sept. 11	CAR	1/1	3	62	34	0
Sept. 18	@ Was	1/1	7	133	73t	1
Sept. 25	@ Sea	1/1	5	64	28	1
Oct. 2	NYG	1/1	8	102	47	0
Oct. 9	@ Min	1/1	4	66	22	0
Oct. 23	PIT	1/1	4	78	31	0
Oct. 30	@ Bal	1/1	3	98	66	0
Nov. 6	STL	1/1	4	43	15	1
Nov. 13	@ Phi	1/1	7	146	42	2
Nov. 20	@ SF	1/1	3	41	23t	1
Nov. 27	@ StL	1/1	3	55	41	0
Dec. 4	DAL	1/1	4	55	18	0
Dec. 11	SF	1/1	7	149	53	1
Dec. 18	CLE	1/1	3	65	32	0
Dec. 24	@ Cin	1/1	6	105	39	1
Jan. 1	SEA	1/1	9	149	41	0
Total		**16/16**	**80**	**1,411**	**73t**	**8**

2010

Date	Opp.	GP/GS	No	Yds	Long	TD
Sept. 12	@ StL	1/1	3	43	21t	1
Sept. 19	@ Atl	1/1	7	83	29	0
Sept. 26	OAK	1/0	2	26	18	1
Oct. 3	@ SD	1/1	7	56	13	0
Oct. 10	NO	1/1	7	93	26	0
Oct. 24	@ Sea	1/1	3	30	18	0
Oct. 31	TB	1/1	6	72	24	2
Nov. 7	@ Min	1/1	7	107	30	0
Nov. 14	SEA	1/1	7	91	33	0
Nov. 21	@ KC	1/1	6	90	24	1
Nov. 29	SF	1/1	4	37	14	0
Dec. 5	STL	1/1	4	61	19	0
Dec. 12	DEN	1/1	6	72	25	0
Dec. 19	@ Car	1/1	9	125	41	0
Dec. 25	DAL	1/1	1	26	26	0
Jan. 2	@ SF	1/1	11	125	31	1
Total		**16/15**	**90**	**1,137**	**41**	**6**

FITZGERALD GAME-BY-GAME STATS

Receiving

2009

Date	Opp.	GP/GS	No	Yds	Long	TD
Sept. 13	SF	1/1	6	71	25	1
Sept. 20	@ Jax	1/1	4	34	22t	1
Sept. 27	IND	1/1	7	76	17	0
Oct. 11	HOU	1/1	5	79	26t	2
Oct. 18	@ Sea	1/1	13	100	19	1
Oct. 25	@ NYG	1/1	6	83	27	0
Nov. 1	CAR	1/1	6	66	19	0
Nov. 8	@ Chi	1/1	9	123	18	2
Nov. 15	SEA	1/1	7	73	25	1
Nov. 22	@ StL	1/1	8	87	14	1
Nov. 29	@ Ten	1/1	4	34	20	0
Dec. 6	MIN	1/1	8	143	34t	1
Dec. 14	@ SF	1/1	2	22	13	0
Dec. 20	@ Det	1/1	4	36	17	1
Dec. 27	STL	1/1	5	48	12	1
Jan. 3	GB	1/1	3	17	12	1
Total		**16/16**	**97**	**1,092**	**34t**	**13**
Jan. 10	GB	1/1	6	82	33t	2
Jan. 16	@ NO	1/1	6	77	16	0
Postseason		**2/2**	**12**	**159**	**33t**	**2**

2008

Date	Opp.	GP/GS	No	Yds	Long	TD
Sept. 7	@ SF	1/1	3	31	21	1
Sept. 14	MIA	1/1	6	153	75	0
Sept. 21	@ Was	1/1	7	109	62t	1
Sept. 28	@ NYJ	1/1	8	122	32	0
Oct. 5	BUF	1/1	7	52	12	2
Oct. 12	DAL	1/1	5	79	39	1
Oct. 26	@ Car	1/1	7	115	30	0
Nov. 2	@ StL	1/1	6	81	33	0
Nov. 10	SF	1/1	8	46	9	1
Nov. 16	@ Sea	1/1	10	151	33	0
Nov. 23	NYG	1/1	5	71	18	0
Nov. 27	@ Phi	1/1	5	65	40	2
Dec. 7	STL	1/1	6	73	23	1
Dec. 14	MIN	1/1	5	52	23	0
Dec. 21	@ NE	1/1	3	101	78t	1
Dec. 28	SEA	1/1	5	130	50	2
Total		**16/16**	**96**	**1,431**	**78t**	**12**
Jan. 3	ATL	1/1	6	101	42t	1
Jan. 10	@ Car	1/1	8	166	41	1
Jan. 18	PHI	1/1	9	152	62t	3
Feb. 1	PIT	1/1	7	127	64t	2
Postseason		**4/4**	**30**	**546**	**64t**	**7**

2007

Date	Opp.	GP/GS	No	Yds	Long	TD
Sept. 10	@ SF	1/1	3	20	12	0
Sept. 16	SEA	1/1	7	87	40	0
Sept. 23	@ Bal	1/1	5	85	27	0
Sept. 30	PIT	1/1	10	120	38	0
Oct. 7	@ StL	1/1	9	136	34	1
Oct. 14	CAR	1/1	6	97	36	0
Oct. 21	@ Was	1/1	6	97	43	0
Nov. 4	@ TB	1/1	4	95	47	0
Nov. 11	DET	1/1	8	74	20t	2
Nov. 18	@ Cin	1/1	8	93	20	1
Nov. 25	SF	1/1	9	156	48t	2
Dec. 2	CLE	Inactive – Groin				
Dec. 9	@ Sea	1/1	6	79	23	1
Dec. 16	@ NO	1/1	2	27	18t	1
Dec. 23	ATL	1/1	6	72	19	0
Dec. 30	STL	1/1	11	171	26	2
Total		**15/15**	**100**	**1,409**	**48t**	**10**

2006

Date	Opp.	GP/GS	No	Yds	Long	TD
Sept. 10	SF	1/1	9	133	28	0
Sept. 17	@ Sea	1/1	4	52	15	0
Sept. 24	STL	1/1	6	65	16	1
Oct. 1	@ Atl	1/1	4	71	46	0
Oct. 8	KC	1/1	2	15	10	1
Oct. 16	CHI	Inactive - Hamstring				
Oct. 22	@ Oak	Inactive - Hamstring				
Oct. 29	@ GB	Inactive - Hamstring				
Nov. 12	DAL	1/1	6	80	38	0
Nov. 19	DET	1/1	2	30	24	0
Nov. 26	@ Min	1/1	11	172	34	0
Dec. 3	@ StL	1/1	5	46	18	1
Dec. 10	SEA	1/1	7	79	22	1
Dec. 17	DEN	1/1	5	77	24	0
Dec. 24	@ SF	1/1	4	93	57	1
Dec. 31	@ SD	1/1	4	33	10	1
Total		**13/13**	**69**	**946**	**57**	**6**

2005

Date	Opp.	GP/GS	No	Yds	Long	TD
Sept. 11	@ NYG	1/1	13	155	30	1
Sept. 18	STL	1/1	4	70	22	0
Sept. 25	@ Sea	1/1	3	41	24	0
Oct. 2	SF	1/1	7	102	41	1
Oct. 9	CAR	1/1	9	136	47	1
Oct. 23	TEN	1/1	4	71	34	1
Oct. 30	@ Dal	1/1	4	36	11	0
Nov. 6	SEA	1/1	8	102	23	0
Nov. 13	@ Det	1/1	9	141	27	1
Nov. 20	@ StL	1/1	9	104	31	1
Nov. 27	JAX	1/1	4	41	20	1
Dec. 4	@ SF	1/1	8	129	34	0
Dec. 11	WAS	1/1	4	23	11	0
Dec. 18	@ Hou	1/1	6	85	40	1
Dec. 24	PHI	1/1	5	93	45	1
Jan. 1	@ Ind	1/1	6	80	25t	1
Total		**16/16**	**103**	**1,409**	**47**	**10**

2004

Date	Opp.	GP/GS	No	Yds	Long	TD
Sept. 12	@ StL	1/1	4	70	37	0
Sept. 19	NE	1/1	5	36	14	0
Sept. 26	@ Atl	1/1	5	37	16	0
Oct. 3	NO	1/1	3	61	29	0
Oct. 10	@ SF	1/1	5	94	35	1
Oct. 24	SEA	1/1	4	73	39	1
Oct. 31	@ Buf	1/1	0	0	0	0
Nov. 7	@ Mia	1/1	5	92	48	1
Nov. 14	NYG	1/1	1	2	2	0
Nov. 21	@ Car	1/1	7	92	33	1
Nov. 28	NYJ	1/1	2	21	15	0
Dec. 5	@ Det	1/1	2	12	8	0
Dec. 12	SF	1/1	4	47	22	0
Dec. 19	STL	1/1	4	37	15	2
Dec. 26	@ Sea	1/1	4	70	29t	2
Jan. 2	TB	1/1	3	36	16	0
Total		**16/16**	**58**	**780**	**48**	**8**

WILLIAM GAY

23 | CORNERBACK

HT. 5-10 | WT. 190

COLLEGE
Louisville

HOMETOWN
Tallahassee, FL

HOW ACQUIRED
UFA-12 (Steelers)

YEARS NFL | CARDINALS
6 | 1

DOB: January 1, 1985

NOTE CARDS

- Signed a two-year contract with the Cardinals as an unrestricted free agent on 3/25/12 after spending his first five seasons with the Pittsburgh Steelers.
- Appeared in all 16 games during each of his five seasons in Pittsburgh, with 34 starts. Also appeared in eight postseason contests (three starts), including trips to Super Bowls XLIII and XLV.
- His 80 consecutive regular season games played ranks as the fourth-best total among active CBs, trailing only Ronde Barber (224), Ike Taylor (123) and Richard Marshall (96).
- Started a career-high 15 games during the regular season in 2011, posting 56 tackles, a career-high two INTs, 13 passes defensed and a fumble recovery.
- In Arizona, reunites with defensive coordinator Ray Horton, assistant defensive backs coach Deshea Townsend and FS Kerry Rhodes. Horton served as his position coach in Pittsburgh from 2007-10, while Townsend was a fellow CB for the Steelers from 2007-09. Gay shared the defensive backfield with Rhodes at the University of Louisville for two seasons (2003-04).

PRO CAREER:

Originally a fifth-round selection (170th overall) by the Steelers in the 2007 NFL Draft, remained in Pittsburgh after signing one-year tender on 4/16/10 and a one-year contract on 8/4/11. Agreed to a two-year contract with the Cardinals on 3/25/12 as an unrestricted free agent.

2011: Appeared in all 16 regular season games for the fifth straight season, including a career-high 15 starts … extended his consecutive regular season games played streak to 80 … totaled 56 tackles, a career-high two INTs, 13 passes defensed and a fumble recovery in the regular season … also started the lone postseason contest … saw action on both defense and special teams in the season opener @ Bal (9/11); posted a tackle and added a special teams tackle … made his first start of the season at LCB in place of the injured Bryant McFadden vs. Sea (9/18) and had four tackles and two passes defensed; part of a defense that held the Seahawks to 159 yards passing … made his second start of the season at CB in place of the injured McFadden and had five tackles @ Ind (9/25) … started in place of McFadden and had three tackles @ Hou (10/2); part of a defense that held the Texans to 138 yards passing … made his fifth consecutive start at LCB vs. Jax (10/16), which marked his 70th career game; totaled five tackles and was part of a defense that held the Jaguars to 109 yards passing … made his 30th career start at CB and had five tackles and one pass breakup vs. Bal (11/6); recorded his first fumble recovery of the season and second of his career when LB James Harrison sacked and stripped QB Joe Flacco … totaled three tackles and recorded the second INT of his career @ Cin (11/13), picking off QB Andy Dalton with 2:27 left in the fourth quarter; also added a team-high three pass breakups … starting at LCB, appeared in his 75th career game and had two tackles @ KC (11/27) … finished with six tackles and recorded his second INT of the season vs. Cle (12/8); part of a defense that held the Browns to just three points … starting at LCB, had six tackles and one pass defensed vs. StL (12/24) … recorded four tackles and two pass breakups in the regular season finale @ Cle (1/1/12) … started at LCB in the Wild Card matchup @ Den (1/8/12) and had five tackles.

2010: Saw action in all 16 regular season games with one start, while also starting two of three postseason games he appeared in … finished the regular season with 46 tackles, a career-high two sacks, a team-high 15 passes defensed, a forced fumble and 13 special teams tackles … finished the postseason with seven tackles while tying the team-high with three passes defensed … saw action at CB and on special teams in the season opener vs. Atl (9/12), recording three tackles and a pass defensed; also added a special teams tackle … appeared in his 50th career game when he saw time at CB @ Ten (9/19); totaled one tackle and was part of a defense that forced six Titans turnovers … posted four tackles and recorded his first sack of the season @ TB (9/26); marked second career sack … saw action on defense and on special teams vs. Cle (10/17), recording two tackles, a pass defensed and a special teams tackle … put on a memorable performance @ Cin (11/8), when he totaled six tackles, three QB pressures, three passes defensed and his first career blocked punt on the Bengals first possession of the game; marked first blocked

punt for a Steelers player since Andre Frazier did so @ Washington on 11/3/08; also added a tackle on special teams ... made his first start of the season as an extra CB and finished with four tackles, a career-high four passes defensed and a forced fumble @ Buf (11/28) ... totaled four tackles, a pass defensed and posted an eight-yard sack in the second quarter vs. Cin (12/12); marked his second sack of the season and third of his career ... saw action in the secondary and on special teams and helped limit the Panthers to just 72 yards passing vs. Car (12/23) ... recorded two tackles and two passes defensed in the regular season finale @ Cle (1/2/11) ... saw significant action in place of injured CB Bryant McFadden and posted a tackle and a pass defensed in the Divisional matchup vs. Bal (1/15/11); helped limit the Ravens to just 125 yards passing ... made his first career start in the secondary in the postseason and totaled four tackles, a pass defensed and his first career TD in the AFC Championship Game vs. NYJ (1/23/11); TD came after he scooped up a Jets fumble and returned it 19 yards to give the Steelers a 24-0 lead late in the second quarter ... made his second career postseason start in the secondary and posted two tackles and a pass defensed in Super Bowl XLV vs. GB (2/6/11).

2009: Started 14 of the 16 games he appeared in while recording career-highs with 91 tackles and 16 passes defensed ... added his first career sack and forced fumble and totaled five special teams tackles ... posted three games with at least 10 tackles and four games with multiple passes defensed ... appeared as a reserve in the final two games of the season ... made his fifth career start in the season opener vs. Ten (9/10) and totaled six tackles and a pass defensed ... made his second consecutive start and posted double-digit tackles (10) for the first time in his career @ Chi (9/20) ... starting his fourth consecutive game to open the season, recorded four tackles and a season-high three passes defensed vs. SD (10/4) ... finished with eight tackles, a pass defensed and recorded his first career sack @ Det (10/11); sack came on the Lions final drive of the game with Pittsburgh leading 28-20; took down Daunte Culpepper on 2nd down, one of seven Steelers sacks on the day ... made his seventh straight start to open the season and finished with 11 tackles and a pass defensed vs. Min (10/25) ... recorded eight tackles and matched his season-high with three passes defensed vs Cin (11/15) ... established a career-high with 12 tackles and forced his first career fumble @ Bal (11/29) ... started his 12th consecutive game and had five tackles and a pass defensed before leaving the game in the fourth quarter due to a head injury vs. Oak (12/6) ... returned from the head injury to start @ Cle (12/10), and posted three tackles ... in his final start of the season, recorded six tackles and two passes defensed vs. GB (12/20) ... totaled three tackles in his first appearance of the season as a reserve vs. Bal (12/27) ... played in his 48th consecutive game, appearing on defense and special teams @ Mia (1/3/10); recorded a tackle, a QB pressure, a pass defensed and a special teams tackle.

2008: Played in all 16 regular season games for the second consecutive season, and made his first four career starts ... also appeared in all three postseason matchups ... totaled 38 tackles, 11 passes defensed and the first INT of his career ... INT came in the fourth quarter against Baltimore in Week 15, sealing the win and the AFC North title ... added nine tackles on special teams ... registered two solo tackles and one special teams tackle in the season opener vs. Hou (9/7) ... appearing in his 19th consecutive game, totaled five tackles and a pass defensed @ Phi (9/21) ... saw extensive action in the secondary after injuries to S Troy Polamalu and CB Bryant McFadden and recorded two tackles and a pass defensed @ Cin (10/19) ... finished with three solo tackles, two passes defensed and two special teams tackles @ Was (11/3) ... made his first career start at CB and recorded three solo tackles vs. SD (11/16) ... made his second consecutive start at CB and finished with a then career-high six tackles and one pass defensed vs. Cin (11/20) ... made his third straight start at CB and had four tackles, two passes defensed and a special teams tackle @ NE (11/30) ... in his fourth consecutive start, registered four solo tackles and two passes defensed vs. Dal (12/7) ... recorded the first INT of his career @ Bal (12/14); INT came in the fourth quarter with Pittsburgh leading 13-9 and the Ravens driving inside Steeler territory with under 20 seconds remaining in the game; INT sealed the win and the AFC North division title for Pittsburgh ... appeared in his second career postseason game

and recovered a muffed punt in the third quarter of the Divisional matchup vs. SD (1/11/09) ... contributed on defense and special teams in the AFC Championship Game vs. Bal (1/18/09) ... recorded a tackle and a special teams tackle in Super Bowl XLIII vs. Ari (2/1/09).

2007: Appeared in all 16 regular season games and the Wild Card matchup as a reserve DB and on special teams during his rookie campaign ... finished the season with five tackles, two passes defensed, a fumble recovery and tied for third on the team with 11 special teams tackles ... made his NFL debut in the season opener @ Cle (9/9) and recorded a fumble recovery and a pass defensed against the division rival Browns ... totaled two special teams tackles vs. SF (9/23) ... part of a defense that allowed only 144 total yards (38 rushing, 106 passing) and only eight first downs vs. Sea (10/7) ... registered his first two NFL tackles and added a special teams tackle @ Den (10/21) ... saw extensive playing time due to the absence of Ryan Clark and Bryant McFadden @ Cin (10/28) ... recorded a tackle on defense and on special teams vs. Bal (11/5); part of a defensive unit that allowed just 104 total yards (64 rushing, 40 passing) and five first downs ... saw extensive action on special teams and limited action on defense in the next seven games ... recorded two tackles and a special teams tackle in the regular season finale @ Bal (12/30) ... saw action on defense and special teams in his first career postseason matchup in the Wild Card game vs. Jax (1/5/08).

COLLEGE:

Appeared in 46 games with 36 starts in four seasons at Louisville ... as a freshman and sophomore from 2003-04, played alongside current Cardinals teammate Kerry Rhodes ... as a senior in '06, was selected first-team All-Big East Conference after finishing second on the team with 60 tackles and leading the way with six INTs ... also totaled 13 passes defensed ... helped lead Louisville to a FedEx Orange Bowl victory over Wake Forest ... as a junior in '05, started nine games and tallied 20 tackles, a sack and forced fumble ... as a sophomore in '04, started 11 games and totaled 21 tackles and four passes defensed ... named to the Conference USA All-Freshman team in '03 after appearing in 11 games (three starts) ... totaled 33 tackles, an INT and led the team with eight passes defensed.

PERSONAL:

Attended Rickards (Tallahassee, FL) High School where he played QB, WR and safety for the Raiders ... passed for 1,035 yards and seven scores, had 1,237 yards and 11 scores receiving and added 82 tackles, 14 passes defensed and nine INTs as a senior when he was named team co-MVP and earned first-team all-Big Bend area honors ... racked up over 1,200 all-purpose yards and 12 TDs as a junior ... also a standout on the track team.

GAY CAREER STATS

			Tackles			Sacks		Interceptions							
Year	Team	GP/GS	Solo	Asst	Ttl	Sk	Yds	Int	Yds	Lg	TD	PD	FR	FF	STT
2007	Pit	16/0	3	2	5	0.0	0	0	0	0	0	2	1	0	11
2008	Pit	16/4	34	4	38	0.0	0	1	12	12	0	11	0	0	9
2009	Pit	16/14	91	0	91	1.0	5	0	0	0	0	16	0	1	5
2010	Pit	16/1	38	8	46	2.0	15	0	0	0	0	15	0	1	13
2011	Pit	16/15	45	11	56	0.0	0	2	12	12	0	13	1	0	1
Total		**80/34**	**211**	**25**	**236**	**3.0**	**20**	**3**	**24**	**12**	**0**	**57**	**2**	**2**	**39**

Single Game Highs:

Total Tackles: 12, @ Baltimore, 11/29/09; **Solo Tackles:** 12, @ Baltimore, 11/29/09; **Interceptions:** 1, three times, last vs. Cleveland, 12/8/11; **Sacks:** 1, three times, last vs. Cincinnati, 12/12/10; **Forced Fumbles:** 1, twice, last @ Buffalo, 11/28/10; **Fumble Recoveries:** 1, twice, last vs. Baltimore, 11/6/11.

GAY POSTSEASON STATS

			Tackles			Sacks		Interceptions							
Year	Team	GP/GS	Solo	Asst	Ttl	Sk	Yds	Int	Yds	Lg	TD	PD	FR	FF	STT
2007	Pit	1/0	0	0	0	0.0	0	0	0	0	0	0	0	0	0
2008	Pit	3/0	1	0	1	0.0	0	0	0	0	0	0	0	0	1
2010	Pit	3/2	6	1	7	0.0	0	0	0	0	0	3	1	0	0
2011	Pit	1/1	3	2	5	0.0	0	0	0	0	0	0	0	0	0
Total		**8/3**	**10**	**3**	**13**	**0.0**	**0**	**0**	**0**	**0**	**0**	**3**	**1**	**0**	**1**

Postseason Single Game Highs:

Total Tackles: 5, @ Denver, 1/8/12; **Solo Tackles:** 3, twice, last @ Denver, 1/8/12; **Fumble Recoveries:** 1, vs. NY Jets, 1/23/11; **Touchdowns:** 1, 19-yard fumble return, vs. NY Jets, 1/23/11.

Additional Special Teams Statistics: Recovered a muffed punt vs. San Diego, 1/11/09.



MARSHAY GREEN

30 | CORNERBACK

HT. 5-10 | WT. 175

COLLEGE
Mississippi

HOMETOWN
Bastrop, LA

HOW ACQUIRED
FA-10

YEARS NFL | CARDINALS
3 | 3

DOB: January 14, 1986

PRO CAREER:

Signed with the Cardinals as a rookie free agent on 4/26/10 and made the Cardinals 53-man roster out of training camp. Released by the Cardinals on 9/6/10 before re-signing to the practice squad on 9/7/10. Elevated to Arizona's 53-man roster on 11/23/10. Released on 9/2/11 and re-signed to the Cardinals practice squad on 9/5/11. Promoted to active roster on 12/31/11.

2011: After spending the first 16 weeks of the season on the practice squad, elevated to the 53-man roster on 12/31 ... made his NFL debut and had one unassisted tackle vs. Sea (1/1).

2010: After spending the first 11 weeks of the season on the Cardinals practice squad, elevated to the 53-man roster on 11/23 ... inactive for each of the final six regular season games.

COLLEGE:

Finished career ranked fourth all-time at Ole Miss in punt return yardage (917 on 93 returns) and sixth in kickoff return yardage (984 on 41 returns) ... 24.0-yard kick return average is the highest of any of the top 10 career leaders ... three career punt return TDs tied for second on the school's all-time list ... recorded two of the school's top five single-game kickoff return yardage performances (146 and 159 yards) ... all-time leader in punt return yards in the Cotton Bowl with 185 yards in two appearances ... saw action as a WR during his first two years, starting six of 23 games played, but switched to CB for final two seasons, starting 24 of 25 games played ... for his career, registered 61 tackles and two INTs on defense as well as 50 receptions for 434 yards with two TDs and eight carries for 42 yards on offense ... in 2009, started all 12 games played at CB, registering 29 tackles (23 solos), 1.5 tackles for loss, and two pass break-ups as a team captain ... ranked fifth in the SEC in punt returns with an average of 10.2 yards per return (264 yards) on 26 attempts ... recorded a season-long 63-yard punt return and finished with a career-high and Cotton Bowl record 106 return yards on four attempts vs. Oklahoma State ... as a junior in 2008, moved from WR to CB midway through spring drills and saw action in all 13 games (12 starts) ... totaled 32 tackles, two INTs and a team-high six passes defensed in first season on defense ... ranked sixth in the SEC in punt return average (10.9 yard avg.) ... named Defensive MVP of the Cotton Bowl, returning an INT 65 yards for a TD and notching three tackles vs. Texas Tech; also returned four punts for 79 yards with a long of 54 yards ... played in 11 games with five starts at flanker in 2007, finishing third on the team in receptions with 31 for 260 yards ... registered a team-high 27 kickoff returns for 631 yards, ranking third on the Ole Miss single-season list ... led team in punt returns with 12 attempts for 48 yards and one TD ... recorded five carries for seven yards ... as a freshman, appeared in all 12 games (one start) ... finished the season ranked fourth overall and first among freshmen in the SEC in punt return average (11.2 yards per return) as well as second in the SEC and first among freshmen in kickoff return average (25.2 yards per return) ... finished second on the team with 786 all-purpose yards (65.5 per game) and returned one punt for a TD ... ranked second on the team with 19 receptions, fourth with 174 receiving yards, and tied for first with two TD receptions.

PERSONAL:

Scored 98 career TDs and helped lead Bastrop (LA) High School to a 44-6 record, four straight district titles, and three straight Class 4A quarterfinals appearances ... three-time first team All-State selection, once as a return specialist and twice as a tailback also was named all-district 1-4A four times ... named Offensive Player of the Year for state and district ... named to New Orleans Times-Picayune Top 20 team and Baton Rouge Advocate Top 24 team in Louisiana ... as a senior, recorded 173 carries for 1,034 yards and 21 TDs as well as 27 receptions for 270 yards ... totaled 501 yards on 22 punt returns (22.8 yards per return) with three TDs and two kickoff returns for scores ... as a junior, scored 30 TDs and rushed for 1,950 yards ... lettered four times in basketball and track ... majored in Parks and Recreation Management.

GREEN CAREER STATS

			Tackles			Sacks		Interceptions							
Year	Team	GP/GS	Solo	Asst	Ttl	Sk	Yds	Int	Yds	Lg	TD	PD	FR	FF	STT
2010	Ariz	0/0	0	0	0	0.0	0	0	0	0	0	0	0	0	0
2011	Ariz	1/0	1	0	1	0.0	0	0	0	0	0	0	0	0	0
Total		**1/0**	**1**	**0**	**1**	**0.0**	**0**	**0**	**0**	**0**	**0**	**0**	**0**	**0**	**0**



QUENTIN GROVES

54 | LINEBACKER

HT. 6-3 | WT. 265
COLLEGE Auburn
HOMETOWN Greenville, MS
HOW ACQUIRED UFA-12 (Raiders)
YEARS NFL 5 | CARDINALS 1
DOB: July 5, 1984

PRO CAREER:

Originally drafted by the Jacksonville Jaguars in the second round (52nd overall) of the 2008 NFL Draft. Played two seasons for the Jaguars before being traded to the Oakland Raiders on 4/21/10 for a fifth round selection. Signed with the Cardinals as a free agent on 5/24/12.

2011: Played in all 16 games for the third time in four seasons and made three starts at LB … finished the season with 24 tackles, two passes defensed and a forced fumble … tied a career high with five solo tackles and forced a fumble in the season opener @ Den (9/12); forced a Knowshon Moreno fumble in the second quarter that led to a Raiders FG on the ensuing possession … posted four tackles @ Buf (9/18) … made his first start of the season and finished with three tackles and a career high two passes defensed vs. NYJ (9/25) … started and tied his season high with five tackles @ Hou (10/9) … played mainly on special teams over the final 11 games, totaling five special teams tackles.

2010: Appeared in 15 games with a career-high 12 starts at LB for the Raiders after being acquired from the Jaguars in a pre-draft trade … totaled career highs with 40 tackles and a fumble recovery while also adding his second career INT, two passes defensed and a safety … started at LB in the season opener and recorded a career-high six tackles @ Ten (9/12) … turned in one of the finest performances of his career @ Ari (9/26), finishing with three tackles, a tackle for loss and an INT while also recovering a muffed punt on special teams; picked off a Derek Anderson pass in the second quarter and the Raiders scored a TD on the ensuing possession, giving Oakland a 20-17 lead; recovered a muffed punt at the AZ 17-yard line in the fourth quarter that led to a FG on the ensuing possession, bringing Oakland to within 24-23 … after appearing as a reserve for two games, made the first of seven consecutive starts at LB vs. Sea (10/31), adding two tackles … matched his career high with six tackles vs. KC (11/7) … posted four tackles and recovered a Rashard Mendenhall fumble in the fourth quarter @ Pit (11/21) … totaled three tackles and a safety vs. Den (12/19); safety came when he tackled Broncos RB Correll Buckhalter in the end zone in the fourth quarter … recorded four tackles and a pass defensed in the season finale @ KC (1/2/11).

2009: Appeared in all 16 games for the second straight season with seven starts … started two games at LB and four games at DE while recording 30 tackles, his first career INT, a forced fumble and 11 special teams tackles … started four of the final five games at DE … totaled four tackles and a forced fumble in the season opener @ Ind (9/13); tackled RB Joseph Addai for a one-yard loss and forced a fumble on the play that was recovered by the Jaguars in the second quarter; ensuing possession resulted in a Jacksonville FG and a 3-0 lead … made his first career start the following week vs. Ari (9/20), opening the game at LB … started at LB the following week @ Hou (9/27) and had four tackles … started at DE for the first time and finished with three solo tackles vs. KC (11/8) … recorded his first career INT @ NYJ (11/15) when he stepped in front of a Mark Sanchez pass in the third quarter and returned it 37 yards; also added one tackle … returned to the starting lineup at DE and had two solo tackles vs. Hou (12/6) … matched his season high with four tackles while starting at DE @ NE (12/27).

2008: Saw action in all 16 games during his rookie season, totaling 17 tackles, 2.5 sacks, 11 QB hurries and a forced fumble … made his NFL debut in the season opener @ Ten (9/7) and finished with one solo tackle … recorded his first career sack the following week vs. Buf (9/14), taking down Trent Edwards and forcing a fumble that was recovered by the Jaguars; ensuing possession led to a Jacksonville FG and 16-10 lead early in the fourth quarter; also added three tackles … totaled two tackles and a half-sack on Sunday Night Football vs. Pit (10/5); joined DE Reggie Hayward in taking down Ben Roethlisberger late in the third quarter … recorded two tackles and a QB hurry @ Den (10/12) … posted his first career pass defensed vs. Min (11/23) … had two solo tackles @ Hou (12/1) … recorded two solo tackles and added a sack of Aaron Rodgers in the third quarter vs. GB (12/14).

COLLEGE:

Played in 49 games with 23 starts in four seasons with Auburn, totaling 117 tackles (74 solo), 26 sacks, 37 tackles for loss, eight forced fumbles and 38 QB pressures … tied the Tigers 22-year old record for career sacks (26), matching the mark held by Gerald Robinson … left school as one of just four players with at least 20 career sacks … as a senior in 2007, started seven of 11 games played and recorded 38 tackles, three sacks, seven tackles for loss and two forced fumbles … one of 10 finalists for the Awards and Recognition Association (ARA) Sportsmanship Award, which is given annually to one NCAA Division I football player who best personifies the spirit of sportsmanship … as a junior in '06, started all 13 games at

DE and totaled 35 tackles while also establishing a career highs in sacks (9.5), tackles for loss (12) and forced fumbles (3) … earned first-team All-SEC honors from the league's coaches and Associated Press … appeared in 12 games with three starts at DE as a sophomore in '05, totaling 21 tackles, six sacks, eight tackles for loss and a forced fumble … as a freshman in '04, played in all 13 games and finished the season with 23 tackles, 7.5 sacks, 10 tackles for loss and two forced fumbles.

PERSONAL:

Attended Greenville-Westin (MS) High School where he was a four-year starter … finished his senior season with 86 tackles, 22 sacks and three fumble recoveries, earning USA Today All-USA second-team honors … also played tight end … lettered in basketball, competed in the discus and long jump in track and was also a member of the powerlifting team … wife, Treska, was a member of the Auburn track and field team.

GROVES CAREER STATS

			Tackles			Sacks		Interceptions							
Year	Team	GP/GS	Solo	Asst	Ttl	Sk	Yds	Int	Yds	Lg	TD	PD	FR	FF	STT
2008	Jax	16/0	11	2	13	2.5	25.5	0	0	0	0	1	0	1	4
2009	Jax	16/7	24	6	30	0.0	0	1	37	37	0	1	0	1	11
2010	Oak	15/12	29	11	40	0.0	0	1	-4	-4	0	2	1	0	1
2011	Oak	16/3	20	4	24	0.0	0	0	0	0	0	2	0	1	5
Total		**63/22**	**84**	**23**	**107**	**2.5**	**25.5**	**2**	**33**	**37**	**0**	**6**	**1**	**3**	**21**

Single Game Highs:

Total Tackles: 6, twice, last vs. Kansas City, 11/07/10; **Solo Tackles:** 5, twice, last @ Denver, 9/12/11; **Sacks:** 1.0, twice, last vs. Green Bay, 12/14/08; **Interceptions:** 1, twice, last @ NY Jets, 11/15/09; **Forced Fumbles:** 1, three times, last @ Denver, 9/12/11; **Fumble Recoveries:** 1, @ Pittsburgh, 11/21/10.

Additional Special Teams Statistics:

Fumble Recovery: Recovered a muffed punt @ Arizona, 9/26/10.

CLARK HAGGANS

53 | LINEBACKER

HT. 6-4 | WT. 243

COLLEGE
Colorado State

HOMETOWN
Torrance, CA

HOW ACQUIRED
UFA-08 (Steelers)

YEARS NFL | CARDINALS
13 | 5

DOB: January 10, 1977

NOTE CARDS

- Since joining the Cardinals in 2008, has appeared in 56 games (43 starts) and has totaled 197 tackles, 14 sacks, four forced fumbles and two fumble recoveries. Has started 43 of 45 games played over the last three seasons.
- In 2011, started all 16 games for the second time in his career and the first time since 2007, his final year in Pittsburgh.
- Recorded 5.0 sacks in both 2009 and 2010, ranking as the second-highest total on the team both seasons.
- In 2009, his 69 tackles were the third most in his career (71 in 2007, 77 in 2006) and he led the team with a career-high 16 QB pressures.
- Had his best game as a Cardinal on 11/15/09 vs. Seattle when he totaled 1.5 sacks, five tackles, a tackle for loss and three QB hits against the division rival Seahawks.

PRO CAREER:

Originally entered the league as a fifth-round selection (137th overall) of the Pittsburgh Steelers in the 2000 NFL Draft. After appearing in 107 games (61 starts) for the Steelers during his first eight years in the league, signed a one-year contract with the Cardinals as an unrestricted free agent on 3/27/08. Re-signed with the Cardinals twice as an unrestricted free agent, inking a three-year deal on 3/17/09 and agreeing to a one-year contract on 6/5/12.

2011: Started all 16 games for just the second time in his career and totaled 54 tackles, three sacks, three passes defensed, one forced fumble, and one fumble recovery … tied for the team lead with nine QB pressures … registered two solo tackles and one QB pressure in season opener vs. Car (9/11) … recorded four tackles and had two passes defensed and one QB pressure @ Was (9/18) … played in his 150th career NFL game @ Sea (9/25); totaled five tackles and had a team-high three QB pressures … had three tackles and recovered an Ahmad Bradshaw fumble on first

drive of the game vs. NYG (10/2) … forced a fumble by Michael Jenkins on first drive of the third quarter @ Min (10/9) … recorded his first sack of the season, bringing down Ben Roethlisberger in the third quarter vs. Pit (10/23); totaled five tackles, including two for loss, and had one pass defensed … had a season-high six tackles and one QB pressure vs. StL (11/6) … had one of the Cardinals season-high five sacks vs. Dal (12/4); collected three unassisted tackles, including one for loss, and had one QB pressure; marked his 100th career start … totaled two tackles and one QB pressure vs. SF (12/11) … sacked Tarvaris Jackson in the second quarter vs. Sea (1/1/12), one of four Cardinal sacks in the game; totaled three tackles, including two for loss, and had one QB pressure.

2010: Started all 13 games played, missing three games due to a groin injury … finished the season with 47 tackles, four tackles for loss, four QB pressures, two QB hits and five sacks, which tied for the second most on the team … finished second among LBs with six tackles and one QB hit in the season opener @ StL (9/12); reached 400 career tackles … recorded one sack, four tackles, one pass defensed and one tackle for loss @ Atl (9/19) … registered three tackles, one QB pressure and was part of defense that held the Raiders to one TD in five trips to the red zone vs. Oak (9/26) … totaled eight tackles @ SD (10/3); tied for the most tackles as a member of the Cardinals (8, @ SF, 12/14/09) … made 80th career start and recorded a sack/forced fumble of Drew Brees to force a 3rd-n-16 vs. NO (10/10); surpassed 40 career sacks … registered five unassisted tackles before leaving the game after the third quarter with a groin injury @ Sea (10/24); marked 140th career game played … inactive (groin) vs. TB (10/31); first game missed since Super Bowl XLIII (2/1/09 vs. Pit) and broke streak of 24 consecutive games played, including the postseason … after missing two games, returned to the starting lineup vs. Sea (11/14) … inactive (groin) @ KC (11/21) … recorded four tackles and one sack vs. SF (11/29) … registered five tackles and one tackle for loss vs. StL (12/5); surpassed 300 unassisted tackles for his career … recorded one tackle, one QB pressure and one sack vs. Den (12/12) … recorded two tackles and one sack vs. Dal (12/25); marked third sack in five games … finished second on the team with five tackles in the season finale @ SF (1/2/11).

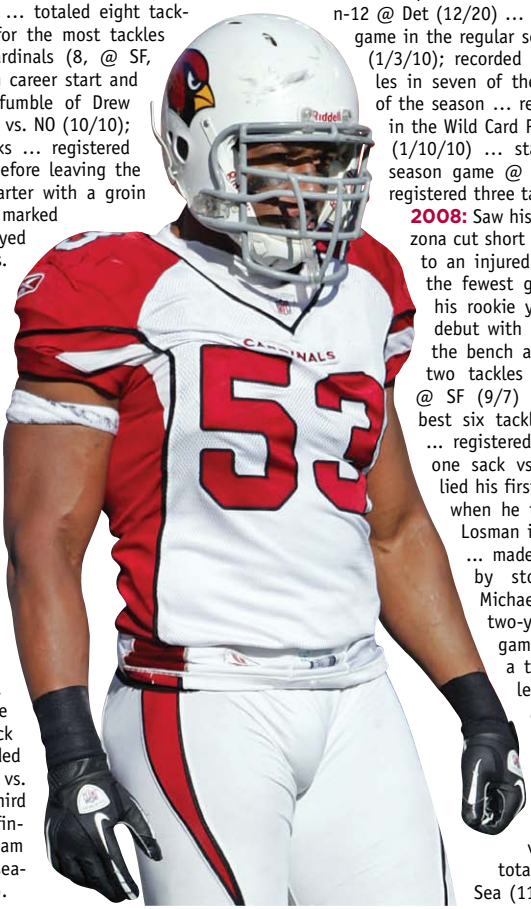

2009: Started 14 of 16 games and both playoff contests for the Cardinals … started the season opener and was part of a defense that held the 49ers to 21 rushing yards on 25 carries vs. SF (9/13); marked the third lowest rushing total in SF's history … recorded first forced fumble as a Cardinal @ Jax (9/20) … with the Cardinals starting five DBs, came off the bench to record five tackles and one tackle for loss vs. Ind (9/27) … led team with three QB pressures and tied for the team lead with three special teams tackles vs. Hou (10/11); marked first special teams tackle since 2003 … forced a fumble on a half-sack of Matt Hasselbeck @ Sea (10/18) that was recovered by Bryan Robinson on the Seattle 23-yard line and resulted in a FG three plays later to put Arizona up 17-0 in the first half; marked his second forced fumble of the season … totaled four tackles vs. Car (11/1) to reach 350 career tackles … led team with 1.5 sacks and three QB pressures vs. Sea (11/15) … in 70th career start, registered 250th career solo tackle by recording five solo tackles @ StL (11/22) … for the third straight game registered five tackles as well as half a sack @ Ten (11/29) … did not start as the Cardinals opened the game with six DBs but totaled five tackles vs. Min (12/6) … finished second on the team with seven tackles, one QB pressure and half a sack on a 3rd-n-12 @ Det (12/20) … started 75th career game in the regular season finale vs. GB (1/3/10); recorded at least five tackles in seven of the last eight games of the season … recorded two tackles in the Wild Card Playoff game vs. GB (1/10/10) … started eighth postseason game @ NO (1/16/10) and registered three tackles.

2008: Saw his first season in Arizona cut short after 11 games due to an injured left foot, marking the fewest games played since his rookie year of 2000 … in debut with Cardinals, came off the bench at LB and collected two tackles in season opener @ SF (9/7) … totaled season best six tackles @ Was (9/21) … registered three tackles and one sack vs. Buf (10/5); tallied his first sack as a Cardinal when he took down QB J.P. Losman in the third quarter … made play of the game by stopping 49ers RB Michael Robinson on the two-yard line to end the game while recording a total of three tackles, one QB hit and a fumble recovery at the SF 10 yard-line that later resulted in a FG to cut the 49ers lead to one point vs. SF (11/10) … totaled two tackles @ Sea (11/16); left game in

second quarter with a sprained left foot but returned in the third quarter ... inactive (left foot) vs. NYG (11/23), breaking a streak of 26 consecutive games played ... left the game after reinjuring his left foot early in the second quarter vs. StL (12/7) ... placed on injured reserve (left foot) on 12/19.

2007: Started all 16 games for the first time in his career while also starting the AFC Wild Card game ... sacked Cleveland QB Charlie Frye for a three-yard loss in the second quarter @ Cle (9/9) ... part of a defensive unit that held Frank Gore to only 39 yards rushing vs. SF (9/23) ... recorded five tackles and took down Kurt Warner on a second quarter sack @ Ari (9/30) ... recorded six tackles and a half-sack of Matt Hasselbeck as part of a defensive unit that allowed just 144 total yards of offense and eight first downs vs. Sea (10/7) ... playing in his 100th career game, recorded four tackles and was part of a defense that limited the Ravens to only 104 total yards and five first downs vs. Bal (11/5) ... recorded his third-career fumble recovery on a Derrick Mason fumble @ Bal (12/30) ... started his seventh consecutive postseason game and recorded one tackle in the AFC Wild Card game vs. Jax (1/5/08).

2006: Started the first 15 games for the Steelers before sitting out the season finale with a knee injury ... recorded six tackles and his first career INT off a tipped pass by teammate James Farrior @ Jax (9/18) ... had one of his best games of the season vs. Cin (9/24), recording five tackles, two sacks of QB Carson Palmer and a forced fumble that occurred on his first sack of Palmer ... tallied four tackles, a sack of Charlie Frye and a fumble recovery @ Cle (11/19).

2005: Started all 13 regular season games that he played in and all four postseason games for Pittsburgh ... his nine sacks were good for second on the team and third-best in the NFL among LBs; had a sack in nine of the 13 games he played in during the regular season ... recorded his first sack of the season when he took down Steve McNair vs. Ten (9/11) ... recorded a sack of David Carr and also recorded a forced fumble @ Hou (9/18) ... enjoyed perhaps the best game of his career when he set a career-high with 10 tackles, a sack, and two forced fumbles vs. NE (9/25) ... missed the next three games due to groin surgery ... returned to action and recorded five tackles and a sack of Anthony Wright vs. Bal (10/31) ... finished with five tackles and a sack of Carson Palmer on a crucial third down vs. Cin (12/3) ... totaled a sack of Charlie Frye and a forced fumble @ Cle (12/24) ... recorded four tackles, a tackle for a loss and a half-sack of Jon Kitna in the AFC Wild Card game @ Cin (1/8/06) ... recorded three tackles and teamed up with S Troy Polamalu to tackle RB Edgerrin James at the two-yard line to prevent a Colts TD in the AFC Divisional Playoff game @ Ind (1/15/06) ... finished with six tackles in the AFC Championship game @ Den (1/22/06) ... had five tackles, a tackle for a loss, and a sack of Matt Hasselbeck in Super Bowl XL win vs. Sea (2/5/06).

2004: Began the season as a starter for the first time in his career and started the first 13 games of the season for Pittsburgh before missing the final three games due to a hamstring injury ... returned to start both postseason contests ... had six tackles, two forced fumbles and two sacks of Rich Gannon vs. Oak (9/12) ... recovered a Jeff Garcia fumble late in the game to help seal a win vs. Cle (10/10) ... recorded five tackles, two sacks of Patrick Ramsey and two QB pressures vs. Was (11/28) ... aggravated a hamstring injury in the first quarter vs. NYJ (12/12) and missed the final three games of the regular season ... starting his first career playoff game, recorded seven tackles, a sack of Chad Pennington and one pass defense in the AFC Divisional Playoff game vs. NYJ (1/15/05) ... had six tackles and his second sack of the postseason after taking down Tom Brady in the AFC Championship game vs. NE (1/23/05).

2003: Named special teams captain for Pittsburgh and finished with 18 special teams tackles on the season ... also credited with 12 tackles and a sack in two starts at LB ... filled in for injured LB Joey Porter in the season opener and finished with nine tackles, a sack of Kyle Boller and a forced fumble vs. Bal (9/7) ... tied for the team lead with three special teams tackles @ Sea (11/2).

2002: After appearing mainly on special teams in his first two seasons with the Steelers, had his role greatly expanded, serving as the team's pass-rushing specialist and finished the year with 6.5 sacks ... also finished second on the team with 17 special teams tackles ... recorded one tackle and a half-sack, the first of his career, when he helped take down Tom Brady in the season opener on Monday Night Football @ NE (9/9) ... filling in for injured LB Kendrell Bell, recorded three tackles and two sacks of Rich Gannon vs. Oak (9/15) ... registered a half-sack of Tim Couch and added two QB pressures vs. Cle (9/29) ... recorded six tackles, two QB pressures and a half-sack of Jon Kitna @ Cin (10/13) ... had a big game @ Bal (10/27) when he recorded four tackles, a forced fumble, a sack of Jeff Blake and three QB pressures ... finished with one tackle, three QB pressures, two special teams tackles and 1.5 sacks, bringing down Tim Couch twice @ Cle (11/3) ... recorded one tackle and a half-sack of Rodney Peete vs. Car (12/15) ... totaled two special teams tackles in the AFC Wild Card game vs. Cle (1/5/03) ... recorded two tackles in the AFC Divisional Playoff game @ Ten (1/11/03).

2001: Led the Steelers with 23 special teams tackles and appeared in all 16 games with one start ... made his first career start for the deactivated Porter (shoulder) and recorded five tackles vs. Cle (1/6/02) ... recorded one special teams tackle in the AFC Divisional Playoff game vs. Bal (1/20/02) and the AFC Championship game vs. NE (1/27/02).

2000: Dressed for three games in his rookie season with Pittsburgh ... after appearing on special teams in the season opener vs. Bal (9/3), was inactive for the following 12 weeks ... active @ NYG (12/10) but did not record any statistics ... after not playing the following week, was inactive for the season finale.

COLLEGE:

Originally a walk-on defensive end, finished his career as Colorado State's all-time sacks leader with 33.0 ... recorded 87 tackles, 14 tackles for loss and eight sacks as a senior in 1999, earning first-team All-Mountain West honors ... totaled 66 tackles, 14 for loss, and tied a career high with 11 sacks as a junior ... as a sophomore recorded 66 tackles, 16 for loss, and had 11 sacks ... registered 43 tackles and three sacks as a freshman ... was a redshirt walk-on in 1995.

PERSONAL:

Participated in football, basketball and track at Peninsula (CA) High School, earning three letters in each sport … named all-league as a TE and DT in 1993 and '94 while also earning all-division honors … helped lead Peninsula to a league title in 1994 … along with his wife, Alicia, the couple have a son, Damon, and daughter, Alianna … majored in Art.

HAGGANS CAREER STATS

			Tackles			Sacks		Interceptions							
Year	Team	GP/GS	Solo	Asst	Ttl	Sk	Yds	Int	Yds	Lg	TD	PD	FR	FF	STT
2000	Pit	2/0	0	0	0	0.0	0	0	0	0	0	0	0	0	0
2001	Pit	16/1	3	2	5	0.0	0	0	0	0	0	0	0	1	23
2002	Pit	16/1	23	5	28	6.5	45	0	0	0	0	8	0	2	17
2003	Pit	16/2	10	2	12	1.0	3	0	0	0	0	2	0	1	18
2004	Pit	13/13	30	15	45	6.0	15	0	0	0	0	1	1	2	0
2005	Pit	13/13	41	19	60	9.0	42	0	0	0	0	3	0	4	0
2006	Pit	15/15	50	27	77	6.0	27	1	0	0	0	3	1	2	0
2007	Pit	16/16	47	24	71	4.0	27	0	0	0	0	2	1	0	0
2008	Ariz	11/0	17	10	27	1.0	12	0	0	0	0	0	1	0	0
2009	Ariz	16/14	51	18	69	5.0	34	0	0	0	0	2	0	2	4
2010	Ariz	13/13	37	10	47	5.0	28	0	0	0	0	1	0	1	0
2011	Ariz	16/16	37	17	54	3.0	19	0	0	0	0	3	1	1	0
Total		**163/104**	**346**	**149**	**495**	**46.5**	**252**	**1**	**0**	**0**	**0**	**25**	**5**	**16**	**62**

Single Game Highs:

Total Tackles: 10, vs. New England, 9/25/05; **Solo Tackles:** 8, vs. New England, 9/25/05; **Sacks:** 2, four times, last vs. Cincinnati, 9/24/06; **Interceptions:** 1, @ Jacksonville, 9/18/06; **Forced Fumbles:** 2, twice, last vs. New England, 9/25/05; **Fumble Recoveries:** 1, five times, last vs. New York Giants, 10/2/11.

HAGGANS POSTSEASON STATS

			Tackles			Sacks		Interceptions							
Year	Team	GP/GS	Solo	Asst	Ttl	Sk	Yds	Int	Yds	Lg	TD	PD	FR	FF	STT
2001	Pit	2/0	0	0	0	0.0	0	0	0	0	0	0	0	0	2
2002	Pit	2/0	1	1	2	0.0	0	0	0	0	0	0	0	0	2
2004	Pit	2/2	5	8	13	2.0	18	0	0	0	0	1	0	0	0
2005	Pit	4/4	14	4	18	1.5	8	0	0	0	0	1	0	0	0
2007	Pit	1/1	1	0	1	0.0	0	0	0	0	0	0	0	0	0
2008	Ariz	Injured Reserve – Foot													
2009	Ariz	2/2	4	1	5	0.0	0	0	0	0	0	0	0	0	0
Total		**13/9**	**25**	**14**	**39**	**3.5**	**26**	**0**	**0**	**0**	**0**	**2**	**0**	**0**	**4**

Postseason Single Game Highs:

Total Tackles: 7, vs. New York Jets, 1/15/05; **Solo Tackles:** 5, twice, last vs. Seattle, 2/5/06; **Sacks:** 1, three times, last vs. Seattle (SB XL, 2/5/06).



TODD HEAP

PRO BOWL SELECTION: 2002, 2003

86 | TIGHT END

HT. 6-5 | WT. 252

COLLEGE
Arizona State

HOMETOWN
Mesa, AZ

HOW ACQUIRED
FA-11

YEARS NFL | CARDINALS
12 | 2

DOB: March 16, 1980

NOTE CARDS

- Signed a two-year contract with the Cardinals on 7/31/11 as a free agent after spending his first 10 NFL seasons with the Baltimore Ravens.
- A two-time Pro Bowl (2002-03) and one-time All-Pro selection (2002), has played in 143 games (131 starts) over his 11 seasons in the NFL.
- For his career, has amassed 491 receptions for 5,775 yards and 42 TDs. His 491 receptions rank 11th all-time among NFL tight ends while his 5,755 receiving yards rank 13th.
- Has appeared in 11 career postseason games, collecting 32 receptions for 385 yards and two TDs. During the 2010 postseason, led the Ravens with 13 receptions for 151 yards and a TD in two games, setting franchise playoff records with 10 catches for 108 yards in the team's Wild Card victory over Kansas City.
- Ravens all-time leader in receiving TDs and is second in receptions and receiving yards.
- Led the Ravens in receptions in 2002 (68), 2003 (57) and 2006 (73), in receiving yards in 2003 (693) and receiving TDs in 2002 (6), 2005 (7) and 2006 (6).
- Has hauled in at least one pass in 132 of the 143 career games he has played. At one point between 2002-07, caught at least one pass in 74 consecutive games.
- In 2006, was named the NFL Alumni Tight End of the Year, earned USA Today's All-Joe honors (players who are critical to their team but don't receive a Pro Bowl nod) and was named to the NFL.com All-Interview team.
- Five career two-point conversions are more than any other active NFL player.
- A first-round draft pick (31st overall) of the Baltimore Ravens in the 2001 NFL Draft.
- A native of Mesa, AZ, earned All-State, Arizona 5-A Player of the Year and Super Prep All-America honors at Mountain View (Mesa, AZ) High School before going on to earn All-America honors at Arizona State, where he broke the school records for catches (115) and receiving yards (1,365) by a TE.

PRO CAREER:

Originally selected by the Baltimore Ravens in the first round (31st overall) of the 2001 NFL Draft after leaving ASU following his junior season. Played 10 seasons with the Ravens before being released on 7/28/11. Signed a two-year contract with the Cardinals as a free agent on 7/31/11.

2011: During his first season in Arizona, played in 10 games and made four starts, totaling 24 receptions for 283 yards and one TD ... missed six games due to a hamstring injury ... finished the season ranked 11th on the NFL's all-time receptions list among TEs and 13th in all-time receiving yards by a TE ... made his Cardinals debut and caught two passes for 40 yards vs. Car (9/11); moved into 15th on the NFL's all-time receiving yardage list among TEs, surpassing Jerry Smith (5,496) and Rich Caster (5,515) ... made first start as a Cardinal and had one reception for eight yards @ Was (9/18) ... had six receptions for 61 yards @ Sea (9/25); moved past Ben Coates (5,555) for 14th on the NFL's all-time receiving yards list among TEs ... caught four passes for 41 yards vs. NYG (10/2); final catch of the game marked the 480th reception of his career, tying him with Jackie Smith for 11th on the NFL's all-time receptions list among TEs ... after suffering a hamstring injury in practice during the week, was inactive @ Min (10/9) ... inactive due to hamstring injury vs. Pit (10/23) and @ Bal (10/30) ... returned from injury but did not record a reception vs. StL (11/6) ... inactive due to hamstring injury @ Phi (11/13) and @ SF (11/20) ... returned from injury and started at TE @ StL (11/27) ... inactive due to hamstring injury vs. Dal (12/4) ... recorded a season-high seven catches for 69 yards vs. Cle (12/18); seven receptions were the most in a game by a Cardinals TE since Freddie Jones had seven against Baltimore on 10/12/03; surpassed Jackie Smith for 11th on the NFL's all-time list for receptions among TEs ... collected two receptions for 35 yards and caught his first TD as a Cardinal vs. Sea (1/1/12); moved into 13th all-time in career receiving yards among TEs, surpassing Riley Odoms (5,755).

2010: Started all 13 regular season games and both of the Ravens postseason contests during his final season with Baltimore ... missed three games due to a hamstring injury ... finished fourth on

the team with 40 receptions for 599 yards and five TDs ... recorded six catches for 72 yards in season opener @ NYJ (9/13) ... had three receptions for 49 yards and his first TD of the season @ NE (10/17) ... followed that up with his ninth career two-TD game vs. Buf (10/24) ... totaled four catches for 57 yards and a TD @ Atl (11/11) ... caught five passes for 69 yards @ Car (11/21) ... posted the longest regular-season play by a TE in franchise history when he caught a 65-yard TD pass vs. TB (11/28) ... suffered a hamstring injury vs. Pit (12/5) and missed the next three games ... returned for the regular season finale and caught three passes for 53 yards vs. Cin (1/2/11) ... set Ravens single-game playoff records with 10 receptions for 108 yards in the Wild Card matchup @ KC (1/9/11); first Ravens player to have a 100-yard receiving game in post-season history ... recorded three receptions for 43 yards and a TD in Divisional Playoff game @ Pit (1/15/11).

2009: Started all 16 games for the Ravens for the sixth time in nine NFL seasons ... also started in both Ravens playoff games ... caught a pass in all 16 regular season games and finished third on the team with 53 receptions for 593 yards and six TDs ... recorded five receptions for 74 yards and a TD in season opener vs. KC (9/13), which helped Ravens set a then-franchise record with 501 yards of total offense ... recorded seven receptions for 41 yards vs. Cin (10/11) ... had three catches for 51 yards @ Min (10/18) ... collected his 400th career reception vs. Den (11/1) ... posted consecutive two-TD games vs. Chi (12/20) and @ Pit (12/27) ... recorded four receptions for 35 yards in Divisional Playoff game @ Ind (1/16/10).

2008: Started all 16 games for the fifth time in his career and also started all three of the Ravens postseason games ... finished third on the team with 35 receptions for 403 yards and three TDs ... of his 35 receptions, 23 went for first downs,

NEAR THE TOP OF THE HEAP

Despite a hamstring injury that limited him to 10 games in 2011, TE **Todd Heap** was still able to continue his march up the NFL's all-time list for receptions and receiving yards among TEs.

With 24 receptions for 283 yards on the season, Heap currently sits in 11th place for career receptions (491) and 13th place in career receiving yards (5,775) among TEs all-time.

Most recently, Heap passed Riley Odoms for 13th place on the NFL's all-time receiving yardage list for TEs with 35 receiving yards in the season finale vs. Seattle.

All-Time Career Receiving Yards – Tight Ends

#	Yds	Player	Years
1	13,338	Tony Gonzalez*	1997-
2	10,060	Shannon Sharpe	1990-2003
3	7,980	Ozzie Newsome	1978-90
4	7,918	Jackie Smith	1963-78
5	7,840	Jason Witten*	2003-
6	7,783	Antonio Gates*	2003-
7	7,412	Pete Retzlaff	1956-66
8	6,741	Kellen Winslow	1979-87
9	6,307	Steve Jordan	1982-94
10	6,143	Jeremy Shockey*	2002-
11	5,872	Todd Christensen	1979-88
12	5,812	Mike Ditka	1961-72
13	**5,775**	**Todd Heap***	**2001-**
14	5,755	Riley Odoms	1972-83

**Active Player*

In Week 15 vs. Cleveland, Heap surpassed Cardinals Hall of Famer Jackie Smith for 11th place on the NFL's all-time list for receptions among TEs.

All-Time Career Receptions – Tight Ends

#	Rec	Player	Years
1	1,143	Tony Gonzalez*	1997-
2	815	Shannon Sharpe	1990-2003
3	689	Jason Witten*	2003-
4	662	Ozzie Newsome	1978-90
5	588	Antonio Gates*	2003-
6	544	Jeremy Shockey*	2002-
7	541	Kellen Winslow	1979-87
8	505	Frank Wycheck	1993-2003
9	499	Ben Coates	1991-2000
10	498	Steve Jordan	1982-94
11	**491**	**Todd Heap***	**2001-**
12	480	Jackie Smith	1963-78

**Active Player*

including seven on third down and two on fourth down ... had four catches for 41 yards vs. Ten (10/5) ... had his best game of the season @ Hou (11/9), collecting five receptions for 58 yards and two TDs ... recorded four receptions for 39 yards and a TD @ Cin (11/30) ... had 54 receiving yards on two catches vs. Was (12/7) ... caught a pass in all three of the team's playoff games ... his 23-yard reception on third down with under a minute left helped set up game-winning FG in the Divisional Playoff game @ Ten (1/10) ... had three receptions for 26 yards in AFC Championship game @ Pit (1/18/09).

2007: Started six games at TE, missing 10 games due to a hamstring injury ... had four or more receptions in each of the team's first four games ... posted a season-best seven catches for 76 yards and a TD vs. NYJ (9/16) ... inactive with a hamstring injury @ SF (10/7), then returned to action but had no catches vs. StL (10/14) ... missed the next two games ... returned to the lineup to collect four catches for 38 yards vs. Cin (11/11) ... missed the final seven games due to the hamstring injury and was placed on injured reserve on 12/29.

2006: Started all 16 games for the second straight year and fourth time in six seasons ... also started in team's postseason game ... led the team with 73 receptions and six receiving TDs, and finished second with 765 receiving yards ... named the NFL Alumni TE of the Year and was a 1st alternate for the Pro Bowl ... also named to the NFL.com All-Interview team ... 40 of his catches went for first downs, including 15 on third down ... had three or more catches in all 16 regular season games and one postseason game ... had five catches for 46 yards in the season opener @ TB (9/10) ... hauled in a TD reception in three consecutive games, vs. Oak (9/17), @ Cle (9/24), and vs. SD (10/1) ... the TD against the Chargers was the game-winner, a 10-yard scoring pass from Steve McNair with 34 seconds to go ... collected five receptions for 55 yards and a TD vs. Car (10/15) ... recorded his fifth TD catch in six games @ NO (10/29) ... had six catches for 62 yards vs. Atl (11/19) ... posted a season-high seven receptions for 58 yards and a TD vs. Pit (11/26) ... reached 300 career receptions @ KC (12/10) ... caught five passes for 58 yards vs. Cle (12/17) ... recorded five receptions for 60 yards in regular season finale vs. Buf (12/31) ... had three catches for 28 yards in Divisional Playoff game vs. Ind (1/13/07).

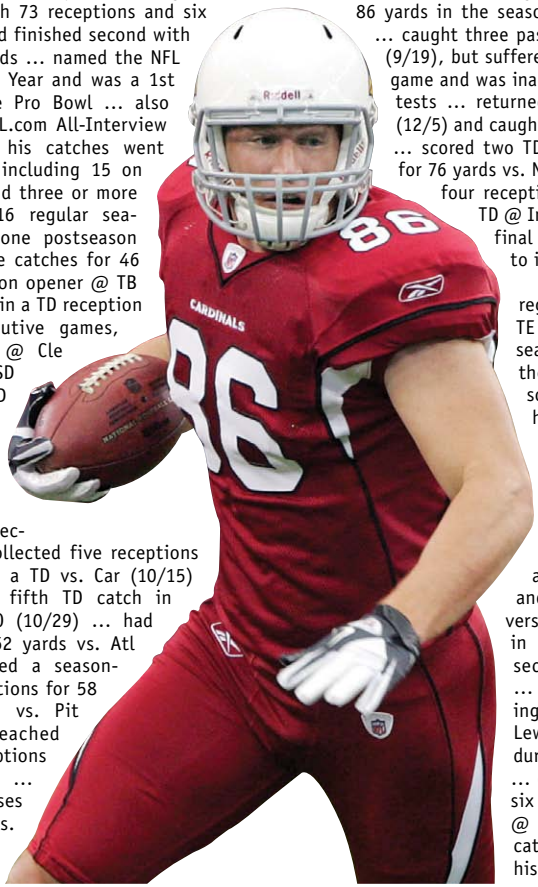

2005: Started all 16 games for the third time in five NFL seasons ... had the best statistical season of his career, totaling 75 receptions for 855 yards and seven TDs ... responsible for 43 first downs on the season and had multiple receptions in every game ... had four catches for 38 yards in the season opener vs. Ind (9/11) ... recorded five receptions for 56 yards @ Ten (9/18) ... posted a season-long 48-yard reception and scored a TD @ Det (10/9) ... caught six passes for 79 yards and a score vs. Cle (10/16) ... had seven catches for 71 yards @ Chi (10/23) ... became the Ravens all-time receptions leader with his 205th career catch vs. Cin (11/6) ... caught six balls for 87 yards and two TDs @ Cin (11/27) ... set the Ravens all-time record for receiving yards vs. GB (12/19), catching a career-high-tying nine passes for 110 yards and two TDs in the MNF victory ... had four catches for 30 yards and a TD vs. Min (12/25).

2004: Started six games at TE, missing 10 games due to an ankle injury ... despite the injury, finished fourth on the team with 27 receptions for 303 yards, and was second on the team with three TD catches ... set a new career high with nine catches for 86 yards in the season opener @ Cle (9/12) ... caught three passes for 27 yards vs. Pit (9/19), but suffered an ankle injury in the game and was inactive the next nine contests ... returned to the lineup vs. Cin (12/5) and caught three balls for 22 yards ... scored two TDs and had five catches for 76 yards vs. NYG (12/12) ... collected four receptions for 58 yards and a TD @ Ind (12/19) ... missed the final game of the season due to injured ankle.

2003: Started all 16 regular season games at TE for the second straight season ... also started in the team's lone postseason contest ... earned his second straight Pro Bowl invitation and received second-team All-Pro honors ... led the Ravens with 57 receptions and 693 receiving yards ... also added three TD catches and four two-point conversions ... caught a pass in all 16 games for the second consecutive year ... also provided blocking that helped RB Jamal Lewis rush for 2,066 yards during the regular season ... opened the season with six receptions for 55 yards @ Pit (9/7) ... had five catches for 50 yards and his first TD of the season

@ SD (9/21) ... posted second career 100-yard game @ Cin (10/19), totaling 129 yards on seven receptions; along with Travis Taylor (138 yards), became first pair of Ravens teammates to both surpass 100 yards receiving in a game since Michael Jackson (128) and Derrick Alexander (123) did so vs. NE (10/6/96) ... recorded a season-high eight receptions for 64 yards @ Mia (11/16) ... hauled in six passes for 93 yards and a TD @ Oak (12/14) ... recorded six catches for 80 yards, including his first career postseason TD in Wild Card game vs. Ten (1/3/04).

2002: Started all 16 games at TE ... earned his first career Pro Bowl selection by totaling a team-leading 68 receptions for 836 yards and six TDs ... caught a pass in all 16 games, and recorded multiple receptions 15 times ... had his first career two-TD game vs. Den (9/30), scoring twice while totaling five catches for 84 yards ... had four catches for 39 yards and two scores vs. Jax (10/20) ... had a then career-best six receptions for 51 yards vs. Pit (10/27) ... collected three receptions for 30 yards and a touchdown @ Cin (12/1) ... posted five receptions for 87 yards vs. NO (12/8) ... finished the season with the best two games of the year, setting a then career-best with seven receptions for 61 yards vs. Cle (12/22) ... the following week, had his first career 100-yard receiving game in season finale @ Pit (12/29), finishing with seven catches for 146 yards and a TD; the 146 yards still stands as his single-game career high.

2001: Played in 12 games with six starts during his rookie campaign and finished with 16 receptions for 206 yards and a TD during the regular season ... played in both of the team's postseason games with one start ... had the best game of his rookie year in the season opener vs. Chi (9/9), recording five receptions for 57 yards ... collected two receptions for 16 yards @ Cin (9/23), but suffered a high ankle sprain and missed the next four games; was slowed by the injury the rest of the season ... scored his first career TD on a 24-yard reception vs. Cle (11/18) ... had three catches for 39 yards @ Jax (11/25) ... recorded two receptions for 32 yards @ TB (12/29) ... had one catch for 11 yards in Wild Card game @ Mia (1/13/02) ... started, but did not have a reception in Divisional Playoff game @ Pit (1/20/02).

COLLEGE:

Two-year starter at Arizona State who established all-time school records with 115 receptions and 1,365 receiving yards despite only playing three seasons ... played in 35 career games, starting all 24 his last two years, before declaring for the draft following his junior year ... two-time first-team All-Pac-10 selection, was a second-team AP All-American and first-team All-Pac-10 selection as a junior in 2000 ... caught a pass in 27 consecutive games to end his Sun Devils career ... hauled in 48 passes for 644 yards and three TDs during his final season in Tempe and was a finalist for the John Mackey Award, given to the top TE in the nation ... had his best season as a sophomore in '99, finishing with 55 receptions for 832 yards and three TDs, establishing single-season school records for receptions and receiving yards by a TE ... briefly played with the ASU basketball team during the 1999-2000 season, seeing action in 11 games ... had 12 catches for 209 yards and four TDs as a true freshman in '98 ... won the Bill Kajikawa Top Freshman Award.

PERSONAL:

Attended Mountain View (Mesa, AZ) High School where he helped the team become the first school to earn back-to-back state championships in 1996 and 1997 ... named Arizona 5A Player of the Year, Ed Doherty Player of the Year, All East Valley 2-Way Player of the Year and was a Super Prep All-American following his senior season ... set several Mountain View records, including career receiving yards (1,377), career receptions (87), career TD receptions and TDs receptions in a single-game (3) ... lettered three times in football and basketball ... mother's cousin is former Dallas Cowboy and Arizona State quarterback Danny White ... grandfather, Theo, and great uncle, Verl, played basketball for Arizona State ... along with his wife, Ashley, the couple have four children: daughter, Brooklyn, and sons, twins Preston and Kyle, and Cade ... established the Todd Heap Foundation in 2007 to provide assistance to children and families in need ... majored in Pre-Business at ASU.

A CAREER LEADER

During his 10 seasons in Baltimore, TE **Todd Heap** established the franchise record for receiving TDs (41), while his 467 receptions and 5,492 receiving yards both rank second in franchise history.

Baltimore Franchise Leaders—Receptions & Rec. Yards

Rec	Player	Yds	Player
471	Derrick Mason	5,777	Derrick Mason
467	**Todd Heap**	**5,492**	**Todd Heap**
234	Mark Clayton	3,116	Mark Clayton
204	Travis Taylor	2,819	Qadry Ismail
191	Qadry Ismail	2,758	Travis Taylor

In addition to his regular season numbers, Heap also established Ravens playoff records. He is the team's all-time postseason leader in receptions in a single-game (10), receiving yards in a single-game (108), career receptions (32) and career receiving yards (385).

HEAP CAREER STATS

			Receiving				
Year	Team	GP/GS	Rec	Yds	Avg	Lg	TD
2001	Bal	12/6	16	206	12.9	24t	1
2002	Bal	16/16	68	836	12.3	43	6
2003	Bal	16/16	57	693	12.2	33t	3
2004	Bal	6/6	27	303	11.2	37	3
2005	Bal	16/16	75	855	11.4	48	7
2006	Bal	16/16	73	765	10.5	30	6
2007	Bal	6/6	23	239	10.4	37	1
2008	Bal	16/16	35	403	11.5	30	3
2009	Bal	16/16	53	593	11.2	31	6
2010	Bal	13/13	40	599	15.0	65t	5
2011	Ariz	10/4	24	283	11.8	28	1
Total		**143/131**	**491**	**5,775**	**11.8**	**65t**	**42**

Single Game Highs:

Receptions: 9, twice, last vs. Green Bay, 12/19/05; **Receiving Yards:** 146, @ Pittsburgh, 10/29/02; **Long Reception:** 65t, vs. Tampa Bay, 11/28/10; **Long TD Reception:** 65, vs. Tampa Bay, 11/28/10; **Touchdowns:** 2, nine times, last vs. Buffalo, 10/24/10.

Additional Statistics:

Rushing: 8 rushes for 61 yards (7.6 avg.) with long of 15; **2-point conversions:** 5 -1 in 2002 and 4 in 2003; **Passing:** 1 career attempt (incomplete) in 2002.

HEAP POSTSEASON STATS

			Receiving				
Year	Team	GP/GS	Rec	Yds	Avg	Lg	TD
2001	Bal	2/1	1	11	11.0	11	0
2003	Bal	1/1	6	80	13.3	35t	1
2006	Bal	1/1	3	28	9.3	23	0
2008	Bal	3/3	5	80	16.0	31	0
2009	Bal	2/2	4	35	8.8	11	0
2010	Bal	2/2	13	151	11.6	21	1
Total		**11/10**	**32**	**385**	**12.0**	**35t**	**2**

Postseason Single Game Highs:

Receptions: 10, @ Kansas City, 1/9/11; **Receiving Yards:** 108, @ Kansas City, 1/9/11; **Long Reception:** 35t, vs. Tennessee, 1/3/04; **Touchdowns:** 1, twice, last @ Pittsburgh, 1/15/11.

HEAP GAME-BY-GAME STATS

Receiving

2011

Date	Opp.	GP/GS	No	Yds	Long	TD
Sept. 11	CAR	1/0	2	40	20	0
Sept. 18	@ Was	1/1	1	8	8	0
Sept. 25	@ Sea	1/1	6	61	28	0
Oct. 2	NYG	1/0	4	41	14	0
Oct. 9	@ Min	Inactive – Hamstring				
Oct. 23	PIT	Inactive – Hamstring				
Oct. 30	@ Bal	Inactive – Hamstring				
Nov. 6	STL	1/0	0	0	0	0
Nov. 13	@ Phi	Inactive – Hamstring				
Nov. 20	@ SF	Inactive – Hamstring				
Nov. 27	@ StL	1/1	0	0	0	0
Dec. 4	DAL	Inactive – Hamstring				
Dec. 11	SF	1/1	0	0	0	0
Dec. 18	CLE	1/0	7	69	18	0
Dec. 24	@ Cin	1/0	2	29	20	0
Jan. 1	SEA	1/0	2	35	22	1
Total		**10/4**	**24**	**283**	**28**	**1**

2010

Date	Opp.	GP/GS	No	Yds	Long	TD
Sept. 13	@ NYJ	1/1	6	72	35	0
Sept. 19	@ Cin	1/1	4	35	19	0
Sept. 26	CLE	1/1	4	46	16	0
Oct. 3	@ Pit	1/1	3	35	16	0
Oct. 10	DEN	1/1	1	22	22	0
Oct. 17	@ NE	1/1	3	49	17	1
Oct. 24	BUF	1/1	3	59	26	2
Nov. 7	MIA	1/1	2	23	12	0
Nov. 11	@ Atl	1/1	4	57	18	1
Nov. 21	@ Car	1/1	5	69	29	0
Nov. 28	TB	1/1	2	79	65t	1
Dec. 5	PIT	1/1	0	0	0	0
Dec. 13	@ Hou	Inactive - Hamstring				
Dec. 19	NO	Inactive - Hamstring				
Dec. 26	@ Cle	Inactive - Hamstring				
Jan. 2	CIN	1/1	3	53	37	0
Total		**13/13**	**40**	**599**	**65t**	**5**
Jan. 9	@ KC	1/1	10	108	21	0
Jan. 15	@ Pit	1/1	3	43	21	1
Postseason		**2/2**	**13**	**151**	**21**	**1**

HEAP GAME-BY-GAME STATS

Receiving

2009

Date	Opp.	GP/GS	No	Yds	Long	TD
Sept. 13	KC	1/1	5	74	24	1
Sept. 20	@ SD	1/1	1	9	9	1
Sept. 27	CLE	1/1	4	41	20	0
Oct. 4	@ NE	1/1	4	46	22	0
Oct. 11	CIN	1/1	7	41	11	0
Oct. 18	@ Min	1/1	3	51	23	0
Nov. 1	DEN	1/1	3	16	7	0
Nov. 8	@ Cin	1/1	3	28	15	0
Nov. 16	@ Cle	1/1	4	43	18	0
Nov. 22	IND	1/1	2	15	11	0
Nov. 29	PIT	1/1	1	6	6	0
Dec. 7	@ GB	1/1	5	52	23	0
Dec. 13	DET	1/1	2	38	31	0
Dec. 20	CHI	1/1	5	56	20	2
Dec. 27	@ Pit	1/1	2	37	30t	2
Jan. 3	@ Oak	1/1	2	40	22	0
Total		**16/16**	**53**	**593**	**31**	**6**
Jan. 10	@ NE	1/1	0	0	0	0
Jan. 16	@ Ind	1/1	4	35	11	0
Postseason		**2/2**	**4**	**35**	**11**	**0**

2008

Date	Opp.	GP/GS	No	Yds	Long	TD
Sept. 7	CIN	1/1	1	5	5	0
Sept. 21	CLE	1/1	2	32	17	0
Sept. 29	@ Pit	1/1	0	0	0	0
Oct. 5	TEN	1/1	4	41	17	0
Oct. 12	@ Ind	1/1	1	13	13	0
Oct. 19	@ Mia	1/1	3	29	12	0
Oct. 26	OAK	1/1	2	17	11	0
Nov. 2	@ Cle	1/1	0	0	0	0
Nov. 9	@ Hou	1/1	5	58	20	2
Nov. 16	@ NYG	1/1	3	16	12	0
Nov. 23	PHI	1/1	2	26	19	0
Nov. 30	@ Cin	1/1	4	39	23	1
Dec. 7	WAS	1/1	2	54	30	0
Dec. 14	PIT	1/1	1	24	24	0
Dec. 20	@ Dal	1/1	2	24	23	0
Dec. 28	JAX	1/1	3	25	12	0
Total		**16/16**	**35**	**403**	**30**	**3**
Jan. 4	@ Mia	1/1	1	31	31	0
Jan. 10	@ Ten	1/1	1	23	23	0
Jan. 18	@ Pit	1/1	3	26	20	0
Postseason		**3/3**	**5**	**80**	**31**	**0**

2007

Date	Opp.	GP/GS	No	Yds	Long	TD
Sept. 10	@ Cin	1/1	4	29	10	0
Sept. 16	NYJ	1/1	7	76	37	1
Sept. 23	Ari	1/1	4	60	24	0
Sept. 30	@ Cle	1/1	4	36	15	0
Oct. 7	@ SF	Inactive – Hamstring				
Oct. 14	STL	1/1	0	0	0	0
Oct. 21	@ Buf	Inactive – Hamstring				
Nov. 5	@ Pit	Inactive – Hamstring				
Nov. 11	CIN	1/1	4	38	15	0
Nov. 18	CLE	Inactive – Hamstring				
Nov. 25	@ SD	Inactive – Hamstring				
Dec. 3	NE	Inactive – Hamstring				
Dec. 9	IND	Inactive – Hamstring				
Dec. 16	@ Mia	Inactive – Hamstring				
Dec. 23	@ Sea	Inactive – Hamstring				
Dec. 30	PIT	Injured Reserve – Hamstring				
Total		**6/6**	**23**	**239**	**37**	**1**

2006

Date	Opp.	GP/GS	No	Yds	Long	TD
Sept. 10	@ TB	1/1	5	46	13	0
Sept. 17	OAK	1/1	5	17	6	1
Sept. 24	@ Cle	1/1	5	36	12	1
Oct. 1	SD	1/1	4	60	29	1
Oct. 9	@ Den	1/1	3	21	10	0
Oct. 15	CAR	1/1	5	55	15	1
Oct. 29	@ NO	1/1	3	47	30	1
Nov. 5	CIN	1/1	4	84	28	0
Nov. 12	@ Ten	1/1	4	49	19	0
Nov. 19	ATL	1/1	6	62	14	0
Nov. 26	PIT	1/1	7	58	20t	1
Nov. 30	@ Cin	1/1	4	29	15	0
Dec. 10	@ KC	1/1	4	33	12	0
Dec. 17	CLE	1/1	5	58	19	0
Dec. 24	@ Pit	1/1	4	50	19	0
Dec. 31	BUF	1/1	5	60	20	0
Total		**16/16**	**73**	**765**	**30**	**6**
Jan. 13	IND	1/1	3	28	23	0
Postseason		**1/1**	**3**	**28**	**23**	**0**

2005

Date	Opp.	GP/GS	No	Yds	Long	TD
Sept. 11	IND	1/1	4	38	11	0
Sept. 18	@ Ten	1/1	5	56	20	0
Oct. 2	NYJ	1/1	4	39	24	0
Oct. 9	@ Det	1/1	2	54	48	1
Oct. 16	CLE	1/1	6	79	27	1
Oct. 23	@ Chi	1/1	7	71	22	0
Oct. 31	@ Pit	1/1	5	38	22	0
Nov. 6	CIN	1/1	4	28	10	0
Nov. 13	@ Jax	1/1	5	58	19	0
Nov. 20	PIT	1/1	4	29	14	0
Nov. 27	@ Cin	1/1	6	87	34t	2
Dec. 4	HOU	1/1	3	51	24	0
Dec. 11	@ Den	1/1	5	65	22	0
Dec. 19	GB	1/1	9	110	27t	2
Dec. 25	MIN	1/1	4	30	11	1
Jan. 1	@ Cle	1/1	2	22	12	0
Total		**16/16**	**75**	**855**	**48**	**7**

2004

Date	Opp.	GP/GS	No	Yds	Long	TD
Sept. 12	@ Cle	1/1	9	86	24	0
Sept. 19	PIT	1/1	3	27	14	0
Sept. 26	@ Cin	Inactive – Ankle				
Oct. 4	KC	Inactive – Ankle				
Oct. 10	@ Was	Inactive – Ankle				
Oct. 24	BUF	Inactive – Ankle				
Oct. 31	@ Phi	Inactive – Ankle				
Nov. 7	CLE	Inactive – Ankle				
Nov. 14	@ NYJ	Inactive – Ankle				
Nov. 21	DAL	Inactive – Ankle				
Nov. 28	@ NE	Inactive – Ankle				
Dec. 5	CIN	1/1	3	22	8	0
Dec. 12	NYG	1/1	5	76	37	2
Dec. 19	@ Ind	1/1	4	58	24	1
Dec. 26	@ Pit	1/1	3	34	13	0
Jan. 2	MIA	Inactive – Ankle				
Total		**6/6**	**27**	**303**	**37**	**3**

HEAP GAME-BY-GAME STATS

Receiving

2003

Date	Opp.	GP/GS	No	Yds	Long	TD
Sept. 7	@ Pit	1/1	6	55	12	0
Sept. 14	CLE	1/1	1	7	7	0
Sept. 21	@ SD	1/1	5	50	25	1
Sept. 28	KC	1/1	4	48	32	0
Oct. 12	@ Ari	1/1	1	2	2	0
Oct. 19	@ Cin	1/1	7	129	31	0
Oct. 26	DEN	1/1	3	54	33	0
Nov. 2	JAX	1/1	2	53	33t	1
Nov. 9	@ STL	1/1	6	49	14	0
Nov. 16	@ Mia	1/1	8	64	18	0
Nov. 23	SEA	1/1	1	22	22	0
Nov. 30	SF	1/1	4	38	11	0
Dec. 7	CIN	1/1	1	14	14	0
Dec. 14	@ Oak	1/1	6	93	31	1
Dec. 21	@ Cle	1/1	1	14	14	0
Dec. 28	PIT	1/1	1	1	1	0
Total		**16/16**	**57**	**693**	**33t**	**3**
Jan. 3	TEN	1/1	6	80	35t	0
Postseason		**1/1**	**6**	**80**	**35t**	**0**

2002

Date	Opp.	GP/GS	No	Yds	Long	TD
Sept. 8	@ Car	1/1	5	20	5	0
Sept. 15	TB	1/1	3	20	11	0
Sept. 30	DEN	1/1	5	84	33	2
Oct. 6	@ Cle	1/1	4	53	17	0
Oct. 13	@ Ind	1/1	2	38	31	0
Oct. 20	JAX	1/1	4	39	20	2
Oct. 27	PIT	1/1	6	51	11	0
Nov. 3	@ Atl	1/1	5	60	16	0
Nov. 10	CIN	1/1	4	65	29	0
Nov. 17	@ Mia	1/1	1	6	6	0
Nov. 24	TEN	1/1	4	42	17	0
Dec. 1	@ Cin	1/1	3	30	22	1
Dec. 8	NO	1/1	5	87	43	0
Dec. 15	@ Hou	1/1	3	34	21	0
Dec. 22	CLE	1/1	7	61	12	0
Dec. 29	@ Pit	1/1	7	146	42	1
Total		**16/16**	**68**	**836**	**43**	**6**

2001

Date	Opp.	GP/GS	No	Yds	Long	TD
Sept. 9	CHI	1/0	5	57	24	0
Sept. 23	@ Cin	1/1	2	16	11	0
Sept. 30	@ Den	DNP - Ankle				
Oct. 7	TEN	DNP - Ankle				
Oct. 14	@ GB	DNP - Ankle				
Oct. 21	@ Cle	DNP - Ankle				
Oct. 28	JAX	1/0	0	0	0	0
Nov. 4	@ Pit	1/1	0	0	0	0
Nov. 12	@ Ten	1/0	0	0	0	0
Nov. 18	CLE	1/0	1	24	24t	1
Nov. 25	@ Jax	1/1	3	39	20	0
Dec. 2	IND	1/0	1	9	9	0
Dec. 16	PIT	1/1	1	11	11	0
Dec. 23	CIN	1/0	1	18	18	0
Dec. 29	@ TB	1/1	2	32	17	0
Jan. 7	MIN	1/1	0	0	0	0
Total		**12/6**	**16**	**206**	**24t**	**1**
Jan. 13	@ Mia	1/0	1	11	11	0
Jan. 20	@ Pit	1/1	0	0	0	0
Postseason		**2/1**	**1**	**11**	**11**	**0**

AENEAS MAKES FINAL 10 FOR HALL OF FAME

Former Cardinals cornerback **Aeneas Williams** was chosen as one of 15 modern-day finalists for the Pro Football Hall of Fame Class of 2012, and he advanced to the final 10 candidates for induction when the Hall of Fame committee met to select this year's class in February.

Williams, who played for the Cardinals from 1991-2000 and then for the St. Louis Rams from 2001-04, was a finalist for the first time in his third year of eligibility, and he became the first Arizona Cardinals draft pick to be among the 15 modern-day finalists.

In 14 years in the NFL, Williams had 55 interceptions and scored 13 total touchdowns (9 on interception returns, 3 on fumble returns and 1 on a blocked FG return). He was an eight-time Pro Bowler, going to six straight as a member of the Cardinals from 1994-99, and a three-time first-team All-Pro selection, and he was named to the NFL's All-Decade team for the 1990s.

Williams will be considered for induction again in the Class of 2013. Semifinalists will be announced in November and the field will be narrowed down to 15 modern-day finalists and two senior nominees in January 2013. The final Class of 2013 will be chosen and announced on February 2, 2013 from New Orleans, the site of Super Bowl XLVII.

VONNIE HOLLIDAY

91 | DEFENSIVE END

HT. 6-5 | WT. 288

COLLEGE
North Carolina

HOMETOWN
Clemson, SC

HOW ACQUIRED
TR-11 (Redskins)

YEARS NFL | CARDINALS
15 | 2

DOB: December 11, 1975

NOTE CARDS

- Now entering his 15th NFL season and second in Arizona, was acquired by the Cardinals in a trade with the Washington Redskins on 7/31/11 for RB Tim Hightower and a sixth round pick in the 2012 NFL Draft.
- After appearing in all 16 games with the Cardinals in 2011, has now played in 198 career games (146 starts) and has also started in six career postseason contests.
- Won division titles with three different teams – the NFC North with the Green Bay Packers in 2002, the AFC West with the Kansas City Chiefs in 2003 and the AFC East with the Miami Dolphins in 2008.
- Ranks 15th among all active players with 62.5 career sacks. Has recorded five or more sacks nine times in 14 NFL seasons.
- Earned NFC Defensive Player of the Week honors for his performance vs. Buf (12/22/02) after he set the Packers' single-game sack record with five takedowns of QB Drew Bledsoe; also had seven total tackles and forced three fumbles in the game. Since sacks became an official stat in 1982, is one of just 13 players in league history to record five or more sacks in a game.
- In 1998, finished second to Raiders CB Charles Woodson for AP Defensive Rookie of the Year honors after posting 39 tackles and a Packers rookie record 8.0 sacks.
- First-round selection (19th overall) by the Packers in the 1998 NFL Draft and was named to the All-Rookie Team in 1998.
- Cousin of Cardinals third-year LB O'Brien Schofield.

PRO CAREER:

Began his NFL career with the Green Bay Packers who selected him in the first round (19th overall) of the 1998 NFL Draft. After spending his first five seasons with the Packers, signed with Kansas City Chiefs as an unrestricted free agent on 4/8/03. Played two seasons with the Chiefs before signing with the Dolphins as an unrestricted free agent on 3/7/05. After four seasons with the Dolphins, was released and signed with the Denver Broncos on 9/5/09. Played one year with Denver and then signed with the Washington Redskins as an unrestricted free agent on 5/17/10. Acquired by the Cardinals in a trade that sent RB Tim Hightower to Washington on 7/31/11. Re-signed with the Cardinals on 6/11/12.

2011: Played in all 16 games for the eighth time in 14 NFL seasons and recorded 16 tackles and one pass defensed … played on defense and had one unassisted tackle in first game with the Cardinals vs. Car (9/11) … collected two tackles and one pass defensed @ Was (9/18) … played in his 190th career game and had one unassisted tackle vs. StL (11/6) … had two unassisted tackles @ SF (11/20) … recorded one unassisted tackle @ StL (11/27) … collected one tackle for loss and had one QB hit vs. SF (12/11) … posted a season-high five unassisted tackles, including a team-leading three tackles for loss and one QB hit vs. Sea (1/1/12).

2010: Played in 15 games and made two starts in his only season with the Redskins … totaled 42 tackles, 2.5 sacks and four passes defensed … notched seven tackles and a half-sack vs. Hou (9/19) … inactive @ Phi (10/3), the only game he missed during the '10 season … had two tackles and a pass defensed vs. GB (10/10), helping the Redskins defeat the eventual Super Bowl champions … collected four tackles vs. Ind (10/17) … posted a sack @ Ten (11/21) … recorded three tackles vs. TB (12/12) … registered six tackles and a sack @ Dal (12/19) … posted a season high eight tackle while starting @ Jax (12/26) … started in the season finale vs. NYG (1/2/11) and finished with four tackles.

2009: Played in all 16 games with three starts in only season with Denver … recorded 33 tackles, five sacks and two forced fumbles … notched his first sack as a Bronco vs. Dal (10/4) … had three tackles and a sack vs. NE (10/11) … collected a season-high five tackles @ Was (11/15) … had four tackles vs. SD (11/22) … registered four tackles and a sack vs. Oak (12/20).

2008: Played in all 16 games with 15 starts … also started in Miami's lone postseason contest … registered 46 tackles, 3.5 sacks, one fumble recovery and one pass defensed … posted a season-high seven tackles vs. Bal (10/19) … had 1.5 sacks in consecutive games, vs. Sea (11/9) and vs. Oak (11/16) … capped off the regular season with six tackles @ NYJ (12/28), helping the Dolphins clinch the AFC East title … started and had one tackle in the Wild Card game vs. Bal (1/4/09).

2007: Started 12 games, missing four games due to an ankle injury … totaled 42 tackles, two sacks, one forced fumble and one pass defensed on the season … posted a season-high six tackles in the opener @ Was (9/9) … collected four tackles and a sack @ NYJ (9/23)

... suffered an ankle injury vs. Oak (9/30) and missed the next four games ... had five tackles and a sack @ Pit (11/26) ... recorded five tackles and forced a fumble @ Buf (12/9) ... had five tackles @ NE (12/23).

2006: Started all 16 games for the second consecutive season and fifth time in his career ... finished the season with 66 tackles, 7.0 sacks, one fumble recovery and one pass defensed ... ranked second on the team in sacks and fourth in tackles ... his seven sacks were the second-highest total by a Dolphin interior lineman since sacks became an official stat in 1982 ... ranked third among all NFL interior linemen in sacks, behind only Oakland's Warren Sapp and Detroit's Cory Redding ... opened the season with eight tackles @ Pit (9/7) ... collected six solo tackles and a sack @ Hou (10/1) ... had six tackles and a sack @ NYJ (10/15) ... notched seven tackles and a sack vs. Min (11/19) ... had two sacks in Thanksgiving Day game @ Det (11/23) ... posted a career-high-tying 10 tackles @ Buf (12/17); marked the fourth time in his career he had recorded 10 tackles in a game and the first time as a Dolphin.

2005: Started all 16 games in his first season with the Dolphins, recording 56 tackles, five sacks, two fumble recoveries and six passes defensed ... ranked fourth on the team in sacks ... had five tackles @ Buf (10/9) ... collected a season-high and team-leading six tackles @ NO (10/30); also posted his first sack as a Dolphin ... played in his 100th career game vs. NE (11/13) ... totaled five tackles and two sacks @ Oak (11/27), marking his eighth career multi-sack game and first since 9/7/03 when he had three with the Chiefs ... had four tackles and a sack @ SD (12/11) ... recorded five tackles and a sack and recovered a fumble vs. Ten (12/24).

2004: Played in nine games and made just three starts due to injuries ... missed the final five games, including the last two on injured reserve, due to a groin injury ... had 13 tackles and two passes defensed on the season ... notched a season-high four tackles in the season opener @ Den (9/12) ... had three tackles each @ Jax (10/17) and vs. Atl (10/24).

2003: Started all 16 regular season games and one postseason contest in his first season with Kansas City ... totaled 80 tackles, a team-leading 5.5 sacks, a forced fumble and three passes defensed ... had six solo tackles and three sacks, the second-highest total of his career, in his first game with the Chiefs vs. SD (9/7) ... collected eight tackles vs. Pit (9/14) ... posted a season-high nine tackles, including a half-sack, vs. Oak (11/23) ... recorded seven tackles vs. Det (12/14) ... matched his season high with nine tackles @ Min (12/20) ... started and had three tackles in Divisional Playoff matchup vs. Ind (1/11/04); marked the third straight year and fourth time in his first six NFL seasons that he was part of a playoff team.

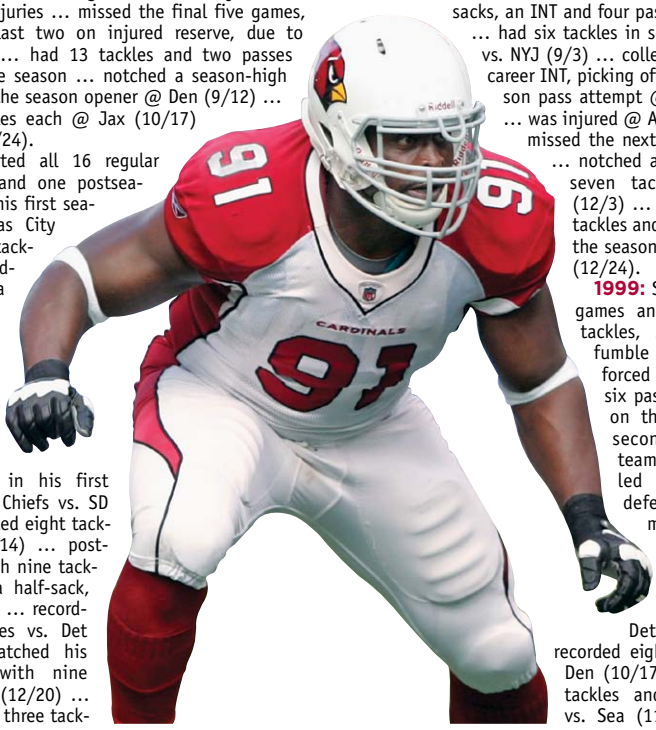

2002: Started 10 games and one postseason game ... inactive for six games due to a torn pectoral muscle and a knee injury ... recorded 26 tackles, six sacks, an INT, three forced fumbles and four passes defensed on the season ... had six tackles @ NO (9/15) ... notched his second career INT @ SF (12/15) ... won NFC Defensive Player of the Week honors for his performance vs. Buf (12/22) after he set the Packers single-game sack record with five sacks of QB Drew Bledsoe; also had seven total tackles and forced three fumbles in the game ... started and had one tackle in Wild Card game vs. Atl (1/4/03).

2001: Started all 16 games for the second time in his career and also started in both of the Packers postseason matchups ... notched a career-high 81 tackles and had seven sacks, three fumble recoveries, one forced fumble and three passes defensed ... was second on the team in sacks and led all Green Bay linemen in tackles ... collected six tackles and two sacks in the season opener vs. Det (9/9) ... equaled a career-high with 10 tackles, including a sack, vs. TB (11/4) ... had seven solo tackles @ Chi (11/11) ... enjoyed one of the best games of his career @ Ten (12/16), tying his career-high with 10 tackles, including a career-best nine solo tackles, and added two sacks, two fumble recoveries and a forced fumble ... got his first postseason victory in the Wild Card game vs. SF (1/13/02), and had a postseason career-high five tackles in the game ... collected four tackles in the Divisional Playoff contest @ STL (1/20/02).

2000: Played in 12 games and made nine starts, missing four games due to injuries to his hamstring and ankle ... finished the season with 47 tackles, five sacks, an INT and four passes defensed ... had six tackles in season opener vs. NYJ (9/3) ... collected his first career INT, picking off a Rob Johnson pass attempt @ Buf (9/10) ... was injured @ Ari (9/24) and missed the next three games ... notched a season-high seven tackles @ Chi (12/3) ... recorded five tackles and two sacks in the season finale vs. TB (12/24).

1999: Started all 16 games and posted 67 tackles, six sacks, a fumble recovery, a forced fumble and six passes defensed on the season ... second on the team in sacks and led all Packers defensive linemen in tackles ... posted a career-high 10 tackles @ Det (9/19) ... recorded eight tackles @ Den (10/17) ... had six tackles and two sacks vs. Sea (11/1); marked

A PRESSURE-FILLED RESUME

In his 14 NFL seasons, DE **Vonnie Holliday** has accumulated an impressive resume when it comes to sacking the quarterback. Holliday enters the 2012 season, his second with the Cardinals, with 62.5 career sacks, good for 15th in the NFL among active players.

NFL's Top 25 Active Sack Leaders

#	Sacks	Player (Team)	1st Year
1.	112.0	John Abraham (Atl)	2000
2.	105.0	Jared Allen (Min)	2004
3.	102.5	Dwight Freeney (Ind)	2002
4.	100.0	Julius Peppers (Chi)	2002
5.	99.5	DeMarcus Ware (Dal)	2005
6.	98.0	Joey Porter (FA)	1999
7.	83.5	Robert Mathis (Ind)	2003
8.	82.5	Terrell Suggs (Bal)	2003
9.	76.0	Andre Carter (FA)	2001
10.	73.5	Shaun Ellis (FA)	2000
11.	72.5	Justin Smith (SF)	2001
12.	69.0	Osi Umenyiora (NYG)	2003
13.	68.0	Trent Cole (Phi)	2005
14.	63.0	James Hall (StL)	2000
15.	**62.5**	**Vonnie Holliday (Ari)**	**1998**
16.	61.5	Will Smith (NO)	2004
17.	60.0	Shaun Phillips (SD)	2004
18t.	58.0	James Harrison (Pit)	2002
18t.	58.0	Aaron Kampman (Jax)	2002
20t.	54.5	Kevin Williams (Min)	2003
20t.	54.5	Kyle Vanden Bosch (Ten)	2001
20t.	54.5	Richard Seymour (Oak)	2001
23.	53.5	Tamba Hali (KC)	2006
24.	53.0	Mario Williams (Buf)	2006
25.	52.5	Elvis Dumervil (Den)	2006

Sack Stats

- Recorded 5.0 sacks vs. Buffalo on 12/22/02 and, dating back to 1982 when sacks became an official stat, is one of just 13 players in league history to record at least 5.0 sacks in a game.
- Has recorded at least 5.0 sacks in a season nine times in 14 NFL campaigns.
- Has recorded at least 2.0 sacks in a game 10 games in his career.
- Has recorded at least one sack against 27 of the 32 current NFL franchises (Cle, Den, GB, Ind, StL).

Career Games With 2.0+ Sacks

Sacks	Opponent
5.0	12/22/02 vs. Buffalo
3.0	9/7/03 vs. San Diego
2.0	11/23/06 @ Detroit
2.0	11/27/05 @ Oakland
2.0	12/16/01 @ Tennessee
2.0	9/9/01 vs. Detroit
2.0	12/24/00 vs. Tampa Bay
2.0	11/1/99 vs. Seattle
2.0	11/15/98 @ NY Giants
2.0	9/27/98 @ Carolina



his third career multi-sack game … recovered a fumble @ Dal (11/14) … closed out the season with six solo tackles and a sack vs. Ari (1/2/00).

1998: Started 12 regular season games and one postseason game as a rookie … recorded 39 tackles, eight sacks, two fumble recoveries and five passes defensed … named to the All-Rookie Team … his eight sacks established a Packers franchise rookie sack record and was second on the team that season … finished second to Raiders CB Charles Woodson for AP Defensive Rookie of the Year honors … had his first career sack in his NFL debut vs. Det (9/6) … had first career multi-sack game with two takedowns @ Car (9/27) … named NFL Defensive Rookie of the Month for September after recording four sacks in the month … had a season-high eight tackles and a fumble recovery vs. Min (10/5) … collected seven tackles and two sacks @ NYG (11/5) … suffered an ankle injury @ Min (11/22) … inactive for four of the last five regular season games … started and had a sack in Wild Card playoff game @ SF (1/3/99).

COLLEGE:

Played in 46 games with 28 starts in four seasons at the University of North Carolina … totaled 162 tackles and 11 sacks during his Tar Heel career, earning All-ACC first-team honors as a senior … had a career-high 64 tackles and five sacks as a senior … team co-captain in '97 … one of three true freshmen to play for North Carolina in '94, recording 12 tackles in 10 games … earned a degree in Communications.

PERSONAL:

Attended Camden (South Carolina) High School, where he was named first-team All-State and the Class 3A Lineman of the Year as a senior … three-time all-area and all-conference selection on defense, and earned one all-conference honor at TE … also played basketball and baseball … earned all-conference accolades in basketball as a senior, helping the team reach the state semifinals … played pitcher, catcher, first base and third base in baseball … named South Carolina's Male Professional Athlete of the Year in 1999 as selected by the South Carolina Athletic Hall of Fame … grew up in a household as the only boy among five women, his mother, grandmother, two sisters and aunt … cousin, Corey, was a wide receiver at North Carolina and with the Pittsburgh Steelers (1995-97) … extremely active in the community through the Vonnie Holliday Foundation … he and wife, Eboni, have a daughter, Kali, and a son, Joey.

HOLLIDAY CAREER STATS

			Tackles			Sacks		Interceptions							
Year	Team	GP/GS	Solo	Asst	Ttl	Sk	Yds	Int	Yds	Lg	TD	PD	FR	FF	STT
1998	GB	12/12	27	12	39	8.0	50	0	0	0	0	5	2	0	0
1999	GB	16/16	47	20	67	6.0	40	0	0	0	0	6	1	1	0
2000	GB	12/9	25	22	47	5.0	20	1	3	3	0	4	0	0	0
2001	GB	16/16	56	25	81	7.0	45	0	0	0	0	3	3	1	0
2002	GB	10/10	17	9	26	6.0	31	1	3	3	0	4	0	3	0
2003	KC	16/16	39	41	80	5.5	50	0	0	0	0	3	0	1	0
2004	KC	9/3	9	4	13	0.0	0	0	0	0	0	2	0	0	0
2005	Mia	16/16	40	16	56	5.0	33	0	0	0	0	6	2	0	0
2006	Mia	16/16	46	20	66	7.0	56	0	0	0	0	1	1	0	0
2007	Mia	12/12	33	9	42	2.0	18	0	0	0	0	1	0	1	0
2008	Mia	16/15	30	16	46	3.5	14	0	0	0	0	1	1	0	0
2009	Den	16/3	24	9	33	5.0	32	0	0	0	0	0	0	2	0
2010	Was	15/2	23	19	42	2.5	8	0	0	0	0	4	0	0	0
2011	Ariz	16/0	15	1	16	0.0	0	0	0	0	0	0	0	0	0
Total		**198/146**	**431**	**223**	**654**	**62.5**	**397**	**2**	**6**	**3**	**0**	**40**	**10**	**9**	**0**

Single Game Highs:

Total Tackles: 10, four times, last @ Buffalo, 12/17/06; **Solo Tackles:** 9, @ Tennessee, 12/16/01; **Sacks:** 5.0, vs. Buffalo, 12/22/02; **Interceptions:** 1, twice, last @ San Francisco, 12/15/02; **Forced Fumbles:** 3, vs. Buffalo, 12/22/02; **Fumble Recoveries:** 2, @ Tennessee, 12/16/01.

HOLLIDAY POSTSEASON STATS

			Tackles			Sacks		Interceptions							
Year	Team	GP/GS	Solo	Asst	Ttl	Sk	Yds	Int	Yds	Lg	TD	PD	FR	FF	STT
1998	GB	1/1	2	0	2	1.0	3	0	0	0	0	0	0	0	0
2001	GB	2/2	7	2	9	0.0	0	0	0	0	0	1	0	0	0
2002	GB	1/1	1	0	1	0.0	0	0	0	0	0	0	0	0	0
2003	KC	1/1	2	1	3	0.0	0	0	0	0	0	0	0	0	0
2008	Mia	1/1	0	1	1	0.0	0	0	0	0	0	1	0	0	0
Total		**6/6**	**12**	**4**	**16**	**1.0**	**3**	**0**	**0**	**0**	**0**	**2**	**0**	**0**	**0**

Postseason Single Game Highs:

Total Tackles: 5, vs. San Francisco, 1/13/02; **Sacks:** 1, @ San Francisco, 1/3/99; **Passes Defensed:** 1, twice, last vs. Baltimore, 1/4/09.

ROB HOUSLER

84 | TIGHT END

HT. 6-5 | WT. 250

COLLEGE
Florida Atlantic

HOMETOWN
El Paso, TX

HOW ACQUIRED
D3/11 (69th)

YEARS NFL | CARDINALS
2 | 2

DOB: March 17, 1988

NOTE CARDS

- The Cardinals third-round pick (69th overall) in the 2011 NFL Draft, appeared in 12 games (two starts) during his rookie season for the Cards, catching 12 passes for 133 yards and recording two special teams tackles. Missed four games due to a groin injury.
- Played collegiately at Florida Atlantic University and became just the second player ever selected out of the school, joining QB Rusty Smith, the Titans 2010 sixth-round pick (176th overall).
- At the 2011 NFL Combine, ran the 40-yard dash in 4.46 seconds, the fastest time among any TE at the event.
- Both Housler and QB John Skelton were born on the same day (March 17, 1988) in the same town (El Paso, TX).

PRO CAREER:

Selected by the Cardinals in the third-round (69th overall) of the 2011 NFL Draft and became the highest drafted TE for the Cards since the team selected USC's Johnny McWilliams with the 64th selection in the third-round in 1996.

2011: Played in 12 games with two starts, and had 12 receptions for 133 yards with two special teams tackles in his rookie season ... missed four games due to a groin injury ... made his NFL debut vs. Car (9/11) ... collected his first career reception, a 16-yarder in the second quarter vs. NYG (10/2); also had first career special teams tackle ... with TE Todd Heap out with a hamstring injury, made his first career start and had a career-high three receptions for 25 yards @ Min (10/9) ... recorded two receptions for 28 yards, including a 20-yard catch on the Cardinals second-quarter TD drive vs. Pit (10/23) ... started at TE and had one reception for three yards @ Bal (10/30) ... inactive due to a groin injury in the next four games ... returned from injury and had two receptions for 23 yards vs. Dal (12/4) ... saw action at TE and on special teams vs. Cle (12/18) ... caught one pass for 11 yards and had one special teams tackle @ Cin (12/24) ... had two receptions for 27 yards, including a career-long 21-yard catch in the second quarter in the season finale vs. Sea (1/1).

COLLEGE:

Appeared in 49 games (18 starts) for the Owls and caught 78 passes for 1,228 yards and eight TDs ... added 108 yards and a TD on five carries ... on special teams, recorded 14 tackles, recovered a fumble and returned a kickoff eight yards ... became the fourth TE in school history to record over 1,000 career receiving yards ... as a senior in '10, returned to the field following a redshirt season in '09 and started all 12 games for FAU, earning second-team All-Sun Belt Conference honors ... took the voluntary redshirt season to allow two other senior TEs the chance to play ... established career-highs with 39 receptions for 629 yards and four TDs and added one rushing attempt for 29 yards and four special teams tackles ... had two of the best games of his career against the Owls biggest opponents, totaling four receptions for 94 yards and a TD vs. Michigan State and two receptions for 64 yards and two TDs at Texas ... during a voluntary redshirt season in '09, worked as a scout team QB, RB, WR and TE to help simulate the spread offense ... as a junior in '08, appeared in all 13 games (two starts) and totaled 32 receptions for 519 yards (16.2 yard avg.) and four TDs ... added two special teams tackles ... his 71-yard TD reception against Michigan State tied Larry Taylor (2001) for the fifth-longest catch in school history ... appeared in 13 games as a sophomore in '07, totaling five receptions for 64 yards (12.8 yard avg.) and gained 83 yards and a TD on three rushing attempts (27.7 yard avg.) ... added two special teams tackles ... posted a 68-yard TD run vs. Florida International, the longest run from scrimmage in FAU history at the time and which currently ranks as the third-longest run in school history ... one of five true freshmen to letter in 2006, appearing in 11 games (four starts) ... recorded two catches for 16 yards and added six tackles and a fumble recovery on special teams.

PERSONAL:

Attended Judson (Converse, TX) High School and played WR, averaging 16.5 yards per reception with eight TDs as a senior in 2004 ... also excelled in track and field, competing in the long jump (22'0") and the pole vault (15'8") ... father, Robert, played college football at UTEP ... Accounting major at FAU.

HOUSLER CAREER STATS

			Receiving					
Year	Team	GP/GS	Rec	Yds	Avg	LG	TD	STT
2011	Ariz	12/2	12	133	11.1	21	0	2
Total		**12/2**	**12**	**133**	**11.1**	**21**	**0**	**2**

Single Game Highs:

Receptions: 3, @ Minnesota, 10/9/11; **Receiving Yards:** 28, vs. Pittsburgh, 10/23/11; **Long Reception:** 21, vs. Seattle, 1/1/12.



JAVARRIS JAMES

45 | RUNNING BACK

HT. 6-0 | WT. 208

COLLEGE
Miami

HOMETOWN
Immokalee, FL

HOW ACQUIRED
FA-12

YEARS NFL | CARDINALS
2 | 1

DOB: September 18, 1987

PRO CAREER:

Entered the league as a rookie free agent with the Indianapolis Colts on 4/30/10. Released by the Colts on 9/4/10. Signed to the New England Patriots practice squad on 9/6/10 and released on 10/5/10. Signed to the Washington Redskins practice squad on 10/6/10. Signed by the Colts to the active roster on 10/7/10. Released by the Colts on 9/3/11. Signed by the Cardinals as a free agent on 5/14/12.

2011: Out of football after being released by the Colts on 9/3.

2010: After being released by the Colts on 9/4, spent time on the practice squads of the Patriots and Redskins before signing to the Colts active roster on 10/7 … played in 10 games and ran for 112 yards and six TDs on 46 carries and caught nine passes for 63 yards … made his NFL debut vs. KC (10/10) … got his first career carries vs. Hou (11/1) … scored two rushing TDs @ Phi (11/7) … ran for 26 yards and one TD on 10 carries vs. Cin (11/14) … had a career-high four catches for 24 yards @ NE (11/21) … caught three passes for 22 yards vs. SD (11/28) … ran for two TDs vs. Dal (12/5) … ran for a career-high 49 yards on 17 carries and had one TD @ Ten (12/9).

COLLEGE:

Started 28 of 46 games in four years at Miami … totaled 2,162 yards and 18 TDs on 503 carries and caught 55 passes for 503 yards and one TD … played in 12 games with five starts as a senior in '09 … ran for 492 yards and six TDs on 103 carries … posted a career-high 150 rushing yards against Oklahoma … appeared in nine games with one start as a junior in '08 … carried 62 times for 286 yards and four TDs … missed four games due to injury … started 12 games and ran for 582 yards and four TDs on 159 carries as a sophomore in '07 … saw action in 13 games and started the final 10 as a freshman … ran for a career-best 802 yards and four TDs on 175 attempts … led team in rushing and had the second-most rushing yards in school history by a true freshman … named second-team Freshman All-American by Rivals.com.

PERSONAL:

Attended Immokalee (FL) High School … rushed for more than 4,500 career yards … cousin of former NFL running back Edgerrin James, who played for the Cardinals from 2006-08 … has two children, Javaria and Ja'Mya.

JAMES CAREER STATS

			Rushing					Receiving					
Year	Team	GP/GS	Att	Yds	Avg	Lg	TD	No	Yds	Avg	Lg	TD	STT
2010	Ind	10/0	46	112	2.4	11	6	9	63	7.0	11	0	0
Total		**10/0**	**46**	**112**	**2.4**	**11**	**6**	**9**	**63**	**7.0**	**11**	**0**	**0**

Single Game Highs:

Rushing Yards: 49, @ Tennessee, 12/9/10; **Rushing Attempts:** 17, @ Tennessee, 12/9/10; **Long Run:** 11, @ Tennessee, 12/9/10; **Rushing TDs:** 2, twice, last vs. Dallas, 12/5/10; **Yards Receiving:** 24, @ New England, 11/21/10; **Receptions:** 4, @ New England, 11/21/10; **Long Reception:** 11, twice, last vs. Dallas, 12/5/10.



A.J. JEFFERSON

20 | CORNERBACK

HT. 6-1 | WT. 190
COLLEGE
Fresno State
HOMETOWN
Bakersfield, CA

HOW ACQUIRED
FA-10
YEARS NFL | CARDINALS
3 | 3
DOB: April 4, 1988

PRO CAREER:

Signed with the Cardinals as a rookie free agent on 4/26/10 and earned a spot on Arizona's 53-man roster coming out of training camp. Released on 9/27/10 and re-signed to the practice squad on 9/28/10. Elevated from the practice squad to the 53-man roster on 10/26/10 and went on to appear in two games as a rookie before playing in all 16 games in 2011. Re-signed with the Cardinals on 3/9/12.

2011: Played in all 16 games and started the first seven at CB … totaled 67 tackles, 11 passes defensed, and one INT … also returned 14 kickoffs for 356 yards … made first career start and registered three tackles in season opener vs. Car (9/11) … totaled five tackles and a team-high three passes defensed @ Was (9/18); also returned kickoffs, totaling 62 yards on two returns … led all DBs with eight tackles, including a team-leading seven unassisted tackles, and had two passes defensed @ Sea (9/25); returned three kickoffs for 88 yards, including a career-long 51-yard return that helped lead to a FG … recorded four tackles and had two passes defensed vs. NYG (10/2); had two kickoff returns for 53 yards … totaled a team-high eight tackles and had one pass defensed @ Min (10/9) … registered seven tackles and one pass defensed vs. Pit (10/23) … collected five tackles @ Bal (10/30) … notched his first career INT @ Phi (11/13), picking off Michael Vick on the Eagles final drive of the game to seal the victory; added two tackles and one pass defensed … totaled five tackles and one pass defensed vs. Dal (12/4) … collected four unassisted tackles vs. SF (12/11) … recorded five tackles @ Cin (12/24); also totaled 69 yards on four kickoff returns … had two unassisted tackles, including one for loss vs. Sea (1/1/12); also returned three kickoffs for 84 yards.

2010: After making the team as an undrafted rookie free agent, bounced between the active roster and the practice squad, appearing in two games … inactive for the first three games of the season … released on 9/27 … re-signed to the Cardinals practice squad on 9/28 … re-signed to the active roster on 10/26 … inactive for the following three games: vs. TB (10/31), @ Min (11/7) and vs. Sea (11/14) … played in first career game @ KC (11/21) and recorded one special teams tackle … saw action on special teams but did not record any statistics vs. SF (11/29) … inactive for the final five regular season games.

COLLEGE:

Appeared in 45 career games (18 starts) at CB, recording 109 tackles, one tackle for loss and 12 passes defensed … averaged 29.4 yards per return on 83 career kick returns with three TDs and a long of 98 yards … in 2007, led the nation by averaging a career-high 35.8 yards per kick return … started all 12 games as a senior and totaled 36 tackles, including a career-high 27 solo tackles with four passes defensed … totaled 602 yards on 26 kick returns (23.2 avg.) with a long of 48 yards … saw action in 11 games (six starts) and registered 31 tackles and four passes defensed as a junior … earned WAC Special Teams Player of the Week vs. Nevada with 241 kick return yards, including a 92-yard TD … finished the season with 908 yards on 31 kick returns (29.3 avg.) and one TD … as a sophomore, was named to numerous All-American teams after recording a career-high 930 yards on 26 kick returns (35.8 avg.) with two TDs and a career-long 98-yard return … in 2007, totaled a career-high 37 tackles and broke up three passes in 10 games played … recorded two TDs on kickoff returns and returned a blocked FG for a TD against Nevada … named WAC Special Teams Player of the Week three times … as a freshman in 2006, played primarily on special teams and in nickel and dime packages, recording seven tackles and one pass breakup in 12 games.

PERSONAL:

Did not play football until his junior year of high school … as a two-way player, helped lead West (Bakersfield, CA) High School to a 12-1 record and a section title while being named first team all-area as a DB … recorded a team-high 43 receptions for 901 yards (20.9-yard avg.) and eight TDs, the fourth most yards in Kern County … registered two carries for 53 yards, including a 38-yard TD … on defense, totaled 52 tackles, six INTs with 170 return yards and blocked two punts and six FGs.

JEFFERSON CAREER STATS

			Tackles			Sacks		Interceptions							
Year	Team	GP/GS	Solo	Asst	Ttl	Sk	Yds	Int	Yds	Lg	TD	PD	FR	FF	STT
2010	Ariz	2/0	0	0	0	0.0	0	0	0	0	0	0	0	0	1
2011	Ariz	16/7	59	8	67	0.0	0	1	0	0	0	11	0	0	0
Total		**18/7**	**59**	**8**	**67**	**0.0**	**0**	**1**	**0**	**0**	**0**	**11**	**0**	**0**	**1**

JEFFERSON CAREER STATS (CONT.)

		Kickoff Returns				
Year	Team	No	Yds	Avg	Lg	TD
2010	Ariz	0	0	0.0	0	0
2011	Ariz	14	356	25.4	51	0
Total		**14**	**356**	**25.4**	**51**	**0**

Single Game Highs:
Total Tackles: 8, twice, last @ Minnesota, 10/9/11; **Solo Tackles:** 7, twice, last @ Minnesota, 10/9/11; **Interceptions:** 1, @ Philadelphia, 11/13/11; **Passes Defensed:** 3, @ Washington, 9/18/11; **Kick Returns:** 4, @ Cincinnati, 12/24/11; **Kick Return Yards:** 88, @ Seattle, 9/25/11; **Long Kick Return:** 51, @ Seattle, 9/25/11.



JAYMAR JOHNSON

83 | WIDE RECEIVER

HT. 6-0 | WT. 183
COLLEGE: Jackson State
HOMETOWN: Gary, IN
HOW ACQUIRED: FA-11
YEARS NFL: 3 | CARDINALS: 2
DOB: July 10, 1984

PRO CAREER:

Originally drafted by the Minnesota Vikings in the sixth round (193rd overall) of the 2008 NFL Draft. Spent the entire 2008 season on Vikings practice squad and was on the active roster in 2009. Placed on injured reserve on 8/22/10. Released by Vikings on 9/2/11. Signed to the Cardinals practice squad on 9/20/11. Promoted to the active roster on 11/29/11. Released and re-signed to the Cardinals practice squad on 12/28/11. Signed a futures contract with the Cardinals on 1/13/12.

2011: Played in one game while spending the majority of the season on the Cardinals practice squad … released by Vikings on 9/2 and signed to the Cardinals practice squad on 9/20 … promoted to the active roster on 11/29 … made his Cardinals debut vs. Dal (12/4) … inactive the next three games … released and re-signed to the practice squad on 12/28.

2010: Suffered broken thumb during preseason and was placed on injured reserve on 8/22.

2009: Played in six games as a punt returner and WR … caught one pass for nine yards and returned 16 punts for 134 yards (8.4 avg.) … made his NFL debut on Monday Night Football vs. GB (10/5) and had a career-best 24-yard punt return … recorded first career reception @ Pit (10/25), a nine-yard pass from Brett Favre … had a 20-yard punt return @ GB (11/1) … inactive for 10 regular season games and both playoff games.

2008: Signed to Vikings practice squad following final roster cuts … spent the entire season on the practice squad.

COLLEGE:

Attended Jackson State University (2004-07) … was the first Jackson State player drafted since WR Sylvester Morris was a first-round pick of the Kansas City Chiefs in 2000 … played in 33 games, with 30 starts, and totaled 88 receptions for 1,425 yards and 10 TDs … also returned 43 punts for 472 yards and two TDs and 23 kickoffs for 322 yards … helped lead Jackson State to Southwest Athletic Conference title as a senior in '07 … recorded 36 receptions for 613 yards and seven TDs … caught 30 passes for 527 yards and two TDs as a junior … had 22 catches for 285 yards and a TD as a sophomore … missed four games due to knee injury … played in three games as a freshman.

PERSONAL:

Attended William A. Wirt (Gary, IN) High School … earned All-State honors after catching 20 TDs in eight games as a senior … brother, James, played football at Arkansas Pine-Bluff … youngest of eight children … has worked as a youth mentor through Urban Suns Community Development in his hometown of Gary, IN … majored in Health Education.

JOHNSON CAREER STATS

			Receiving				
Year	Team	GP/GS	Rec	Yds	Avg	Lg	TD
2008	Min	Practice Squad					
2009	Min	6/0	1	9	9.0	9	0
2010	Min	Injured Reserve - Thumb					
2011	Ariz	1/0	0	0	0.0	0	0
Total		**7/0**	**1**	**9**	**9.0**	**9**	**0**

			Punt Returns				
Year	Team	Att	Yds	Avg	Lg	FC	TD
2008	Min	Practice Squad					
2009	Min	16	134	8.4	24	3	0
2010	Min	Injured Reserve - Thumb					
2011	Ariz	0	0	0.0	0	0	0
Total		**16**	**134**	**8.4**	**24**	**3**	**0**

RASHAD JOHNSON

49 | SAFETY

HT. 5-11 | WT. 204

COLLEGE
Alabama

HOMETOWN
Sulligent, AL

HOW ACQUIRED
D3/09 (95th)

YEARS NFL | CARDINALS
4 | 4

DOB: January 2, 1986

NOTE CARDS

- Appeared in all 16 games with a career-high nine starts in 2011 while recording a career-high 49 tackles.
- During his rookie season in 2009, was the only player drafted by the Cardinals to crack the starting lineup, receiving the start in Week 17 vs. Green Bay.
- A two-year starter at safety for the Crimson Tide, Johnson is a former walk-on running back who came from a little known 1-A high school in Sulligent, AL, a town with a population under 2,000. He graduated in a class of 54 total students.
- After redshirting in his first season at Alabama, made the switch to defense in 2005 and went on to become just the eighth player in Alabama's storied history to serve as team captain twice (as a junior and senior).

PRO CAREER:

Selected by the Cardinals in the third-round (95th overall) of the 2009 NFL Draft and has appeared in 42 games with 11 starts in his first three seasons. Signed a one-year contract as a restricted free agent on 4/16/12.

2011: Appeared in all 16 games and made a career-high nine starts for the injured Kerry Rhodes … posted a career-high 49 tackles and added one fumble recovery, one pass defensed, and eight special teams tackles … recorded one special teams tackle in the season opener vs. Car (9/11) … had one unassisted tackle @ Was (9/18) … played in his 30th career game and recorded two special teams tackles vs. NYG (10/2) … saw significant action at FS after Kerry Rhodes left the game with a foot injury in the first half @ Min (10/9); had his first career fumble recovery in the third quarter; also had one assisted tackle and one special teams tackle … with Rhodes out due to a foot injury, made his first start of the season vs. Pit (10/23); totaled three tackles … led the team with a career-high 10 tackles, including a career-best eight solo tackles @ Bal (10/30) … making his third consecutive start, recorded four tackles vs. StL (11/6) … led all DBs with nine tackles, including one for loss @ SF (11/20) … had five tackles and his first pass defensed of the season vs. Dal (12/4) … made his eighth consecutive start for the injured Rhodes and had three tackles, including one for loss, and two special teams tackles vs. SF (12/11) … totaled two tackles and one special teams tackle vs. Cle (12/18) … with Rhodes inactive due to an ankle injury, made his ninth start of the season and collected five tackles in the season finale vs. Sea (1/1/12).

2010: Started one of 16 games played, recording 43 tackles, five passes defensed, one INT, one forced fumble and 12 special teams tackles … saw increased time after FS Kerry Rhodes was disqualified with just over four minutes left in the fourth quarter @ Atl (9/19) and recorded four tackles … registered one tackle, one pass defensed and tied for the team lead with two special teams tackles vs. Oak (9/26) … saw increased playing time with S Matt Ware injured and recorded four tackles vs. NO (10/10) … totaled six tackles and first career INT @ Min (11/7); INT came with the Vikings on the AZ two-yard line with 3:56 left in the third quarter … got first start of the season as part of a six DB formation vs. Sea (11/14) and recorded one tackle and one special teams tackle … recorded two tackles, one pass defensed and first career forced fumble that was recovered by FS Kerry Rhodes vs. Den (12/12) … had a season-high seven tackles and one pass defensed vs. Dal (12/25).

2009: Started one of 10 games played, contributing as a backup safety and on special teams … in first career game, finished with four tackles vs. SF (9/13) … recorded the first two special teams tackles of his career vs. Ind (9/27) … inactive for the next four games … registered one special teams tackle vs. Sea (11/15) … inactive @ StL (11/22) and @ Ten (11/29) … saw time on special teams and defense, recording one tackle vs. Min (12/6) … played a bigger role on defense after S Matt Ware left the game with a knee injury early in the first quarter @ SF (12/14) … with Ware (knee) placed on injured reserve, saw more time at safety recording one tackle and the first pass defensed of his career @ Det (12/20) … made first career start for the injured Antrel Rolle (thigh) and led the team with nine tackles vs. GB (1/3/10) … inactive for both postseason games.

COLLEGE:

Started 31 of the 50 games he appeared in at Alabama, including his final 27 contests at FS … unanimous All-SEC first-team selection as a senior in 2008 … shared the Mal Moore Leadership Award with center Antoine Caldwell … given the President's Award for perseverance in making outstanding contributions to the team's success … started all 14 games at FS, ranking second on the team with 89 tackles (60 solos), including one sack and five tackles for loss … deflected 11 passes and ranked sixth in the SEC with five INTs for 125 yards (fifth-best season total in Tide annals) and tied the school season-record by returning two of those

INTs for TDs … earned All-SEC first-team honors from the league's coaches as a junior … named team captain and was chosen co-Defensive Player of the Year … started all 13 games at FS, leading the team with a career-high 94 tackles (57 solos) … ranked second in the conference and tied for 18th in the nation with six INTs (seventh-best single-season total in Alabama history) … played in 11 games as a sophomore … made the move to the defensive side of the ball as a freshman but played strictly on special teams during the season and appeared in 12 games … recorded eight tackles (five solos) and caused one fumble … redshirted as a freshman RB in 2004.

PERSONAL:

Lettered as a RB at Sulligent (AL) High School … during the 2012 offseason, held the second annual Walk-On to Champions Football Camp at Sulligent High School in support of his Walk-On to Champions Foundation … majored in Computer Science.

JOHNSON CAREER STATS

			Tackles			Sacks		Interceptions							
Year	Team	GP/GS	Solo	Asst	Ttl	Sk	Yds	Int	Yds	Lg	TD	PD	FR	FF	STT
2009	Ariz	10/1	12	7	19	0.0	0	0	0	0	0	1	0	0	4
2010	Ariz	16/1	26	17	43	0.0	0	1	7	7	0	5	0	1	12
2011	Ariz	16/9	37	12	49	0.0	0	0	0	0	0	1	1	0	8
Total		**42/11**	**75**	**36**	**111**	**0.0**	**0**	**1**	**7**	**7**	**0**	**7**	**1**	**1**	**24**

Single Game Highs:

Total Tackles: 10, @ Baltimore, 10/30/11; **Solo Tackles:** 8, @ Baltimore, 10/30/11; **Interceptions:** 1, @ Minnesota, 11/7/10; **Fumble Recoveries:** 1, @ Minnesota, 10/9/11; **Forced Fumbles:** 1, vs. Denver, 12/12/10.

JEFF KING

87 | TIGHT END

HT. 6-3 | WT. 260

COLLEGE
Virginia Tech

HOMETOWN
Pulaski, VA

HOW ACQUIRED
UFA-11 (Panthers)

YEARS NFL | CARDINALS
7 | 2

DOB: February 19, 1983

NOTE CARDS

- Signed a three-year contract with the Cardinals on 7/29/11 as a free agent after spending his first five seasons with the Carolina Panthers.
- Appeared in all 16 games (10 starts) for the Cardinals in 2011 and posted 27 receptions for 271 yards and three TDs. His 27 receptions and three TD receptions were team highs among TEs while his three TDs also tied his career high (2009).
- During his first game with the Cardinals, caught a career-long 48-yard TD pass in the Week 1 victory over the Panthers, his former team.
- With TD receptions of 48 yards and 21 yards in 2011, became the first Cardinals TE with multiple TD receptions of 20+ yards in a single season since Chris Gedney in 1997.
- Has appeared in all 16 games during each of the last five seasons, and dating back to his rookie campaign in 2006, has appeared in 88 consecutive games.
- During the '11 season with Arizona, helped lead the way for RB Beanie Wells to rush for a career-high 1,047 yards and become the first Cardinals player in history to rush for 1,000 yards and 10 TDs in a single season. Also a key component in Wells franchise record 228-yard performance against the Rams in Week 12 of the '11 season.
- Served as a key blocker for a Panthers rushing attack that finished third in the NFL in total yards in both 2008 (2,437) and 2009 (2,498). Carolina's 4,935 rushing yards between 2008-09 were the most in the NFL during that span.
- Has caught at least one pass in 76 of his 92 career games played and has hauled in multiple passes 42 different times.
- During his junior year at Virginia Tech, played in 16 games with the Hokies basketball team.

PRO CAREER:

Originally selected by the Carolina Panthers in the fifth round (155th overall) of the 2006 NFL Draft out of Virginia Tech and played five seasons in Carolina. Signed a three-year contract with the Cardinals as an unrestricted free agent on 7/29/11.

2011: During his debut season with the Cardinals, played in all 16 games with 10 starts … led all Cardinal TEs with 27 catches for 271 yards and a career-high-tying three TDs … also had five special teams tackles … started at TE and had two receptions for 61 yards and a TD against former team vs. Car (9/11);

48-yard TD catch in the third quarter tied the game at 14 and was the longest reception of his career ... caught two passes for 36 yards, including a 21-yard TD in the first quarter @ Was (9/18); marked his third straight game with a TD reception, the longest streak of his career ... played at TE and on special teams and had one special teams tackle @ Sea (9/25); marked his 75th consecutive game played ... posted a season-high five receptions for 35 yards @ Min (10/9); also had one special teams tackle ... tied for the team lead with three catches for 29 yards @ Bal (10/30) ... started at TE and had four receptions for 26 yards @ Phi (11/13) ... started at TE for the third straight game @ SF (11/20) ... started at TE and recorded a 24-yard reception vs. Cle (12/18) ... caught a two-yard TD pass in the fourth quarter @ Cin (12/24); marked his third TD reception of the season, tying his career high (2009) ... recorded two receptions for 12 yards in the season finale vs. Sea (1/1/12).

2010: Started all 16 games for the Panthers for the second time in his career, the fourth straight season he played in all 16 games ... posted 19 receptions for 121 yards and TD and served as a key blocker for a Panthers offense that generated more than 100 yards rushing in eight of the last nine games, with a season-high 212 yards versus Atlanta ... returned one kickoff for 11 yards and made one tackle on special teams ... capped the fifth-fastest TD drive in team history (0:07) with a 16-yard TD reception vs. Ari (12/19) ... scored the Panthers only TD on a two-yard reception @ Atl (1/2/11).

2009: For the third straight season, appeared in all 16 games with 15 starts ... posted 25 receptions for 200 yards and three TDs ... returned three kickoffs for 37 yards ... helped Panthers average 156.1 rushing yards per game and establish team records with 2,498 rushing yards, 525 rushing attempts and 123 rushing first downs ... caught two passes for a season-high 38 yards, including a career-long 32-yard reception @ Atl (9/20) ... hauled in two catches for 30 yards, including a 17-yard TD reception vs. Was (10/11) ... the following week, caught two passes for eight yards, including a six-yard TD reception @ TB (10/18) ... pulled in a two-yard TD reception on his only catch of the day @ NYG (12/27).

2008: For the second consecutive season, appeared in all 16 games with 15 starts and also started the NFC Divisional matchup ... totaled 21 receptions for 195 yards and a TD ... served as a key blocker for a running game that piled up 2,437 yards, the second-highest total in franchise history and the third-best total in the NFL in '08 ... helped RB DeAngelo Williams rush for a franchise record 1,515 yards and NFL-leading 18 TDs ... hauled in a

GOOD FIT FOR A KING

TE **Jeff King** was one of the brightest spots at one of the Cardinals most improved positions in 2011. A free agent acquisition prior to the season who spent his first five years in Carolina, King served as a key blocker for a vastly improved run game and also caught 27 passes for 271 yards and three TDs on the season.

King wasted no time in assimilating himself into the Cards offense, catching TD passes of 48 and 21 yards in his first two games. Dating back to 2010 when he was with the Carolina Panthers, that gave King a TD reception in three consecutive games for the first time in his career.

Both of his first two TD receptions—the 48-yarder vs. Carolina and the 21-yarder in Washington—were longer than any of the nine TDs he had entering the 2011 season.

Jeff King Career TD Breakdown

Year	Touchdowns
2011	48-yard reception from Kevin Kolb
	21-yard reception from Kevin Kolb
	2-yard reception from John Skelton
2010	2-yard receptions from Jimmy Clausen
	16-yard reception from Jimmy Clausen
2009	2-yard reception from Matt Moore
	1-yard reception from Jake Delhomme
	17-yard reception from Jake Delhomme
2008	15-yard reception from Jake Delhomme
2007	1-yard reception from Vinny Testaverde
	5-yard reception from Jake Delhomme
2006	1-yard reception from Chris Weinke

King became the first Cards TE with multiple TD receptions of 20+ yards in a single season since Chris Gedney in 1997.

23-yard reception to the Bears one-yard line with 4:43 remaining in game that set up game-winning TD run in 20-17 victory vs. Chi (9/14) ... caught three passes for a season-high 41 yards, including a 31-yarder in the third quarter that led to Carolina's first TD vs. Ari (10/26) ... hauled in a 15-yard TD catch vs. Det (11/16) and helped clear running lanes for team's 264-yard rushing effort that included two 100-yard rushers ... blocking contributed to Panthers record-setting 299-yard rushing performance vs. TB (12/8) ... part of offense that produced a season-high 478 yards, including 234 rushing yards @ NO (12/28) ... started at TE in first postseason appearance in the NFC Divisional game vs. Ari (1/10/09)

2007: Started all 16 games for Carolina during his second NFL season, posting career-highs with 46 receptions for 406 yards, two TDs ... became the first Panthers TE since Wesley Walls (43 rec., 452 yards in 2001) to exceed 40 catches and 400 receiving yards in a season ... ranked seventh among NFC TEs in receptions ... caught at least one pass in 15 games and multiple passes in 13 of 16 games ... key member of an offense that produced 1,824 rushing yards, the second-highest single-season total in team history (2,091 yards in 2003) ... helped the Panthers rush for at least 114 yards in six of the team's seven wins and at least 100 yards in eight of 16 games ... in the season opener, caught five passes for 35 yards @ StL (9/9) ... hauled in a five-yard TD from Jake Delhomme and finished the game with four receptions for 56 yards @ Atl (9/23) ... registered a career-high 10 catches for 82 yards vs. Ind (10/28), tying the team single-game record for most receptions by a TE, a mark previously established by Walls at San Francisco (10/07/01) ... hauled in a one-yard TD pass from Vinny Testaverde vs. SF (12/2).

2006: Played in 12 games and was inactive for four others during his rookie campaign ... his lone catch was a one-yard TD at Atlanta ... saw action as a reserve TE and on special teams ... one of three rookie draft choices to score a TD for the Panthers, joining DeAngelo Williams and Richard Marshall ... hauled in his first career reception, a one-yard toss from Chris Weinke @ Atl (12/24).

COLLEGE:

Appeared in 53 games with 28 starts for Virginia Tech and totaled 58 receptions for 724 yards and 12 TDs ... established a school record for TD catches by a TE with 12, bettering the previous mark of eight ... blocked three kicks on special teams ... as a senior in '05, earned second-team All-ACC honors after starting all 13 games and recording a career-high 26 catches for 292 yards and six TDs, a school single-season record for TEs ... became the first player in school history to catch a TD pass in four consecutive games ... blocked a FG against Georgia Tech that the Hokies returned for a TD ... earned second-team All-ACC honors as a junior in '04 after starting all 13 games and posting 25 receptions for 304 yards and four TDs ... as a sophomore in '03, played in 13 games with two starts and registered six catches for 109 yards and a TD ... blocked a FG against Rutgers ... appeared in all 14 games as a freshman in '02 and had one reception, a 19-yard TD against Arkansas State ... redshirted as a freshman in '01.

PERSONAL:

Attended Pulaski County (VA) High School where his jersey number (82) was retired on January 11, 2011 ... played TE and DE for the Cougars, while also starring on the basketball court, compiling over 1,000 points and 500 rebounds ... also performed in the shot put for one season, qualifying for the state meet ... graduated with a bachelor's degree in Finance and a master's degree in Education.

KING CAREER STATS

			Receiving				
Year	Team	GP/GS	Rec	Yds	Avg	LG	TD
2006	Car	12/0	1	1	1.0	1t	1
2007	Car	16/16	46	406	8.8	29	2
2008	Car	16/15	21	195	9.3	31	1
2009	Car	16/15	25	200	8.0	32	3
2010	Car	16/16	19	212	6.4	16t	2
2011	Ariz	16/10	27	271	10.0	48t	3
Total		**92/72**	**139**	**1,194**	**8.6**	**48t**	**12**

Single Game Highs:

Receptions: 10, vs. Indianapolis, 10/28/07; **Receiving Yards:** 82, vs. Indianapolis, 10/28/07; **Long Reception:** 48t, vs. Carolina, 9/11/11; **Long TD Reception:** 48, vs. Carolina, 9/11/11; **Receiving TDs:** 1, 12 times, last @ Cincinnati, 12/24/11.

Additional Statistics:

Kick Returns: 6 for 76 yards, long of 16, vs. Dallas, 12/22/07.

KING POSTSEASON STATS

			Receiving				
Year	Team	GP/GS	Rec	Yds	Avg	LG	TD
2008	Car	1/1	0	0	0.0	0	0
Total		**1/1**	**0**	**0**	**0.0**	**0**	**0**



KEVIN KOLB

4 | QUARTERBACK

HT. 6-3 | WT. 218

COLLEGE
Houston

HOMETOWN
Stephenville, TX

HOW ACQUIRED
TR-11 (Eagles)

YEARS NFL | CARDINALS
6 | 2

DOB: August 24, 1984

NOTE CARDS

- Acquired by the Cardinals in a trade with the Philadelphia Eagles on 7/28/11 that sent CB Dominique Rodgers-Cromartie and a second-round pick in the 2012 NFL Draft to the Eagles.
- In 2009, became the first QB in NFL history to throw for 300+ yards in each of his first two starts (391 vs. NO, 9/20; 327 vs. KC, 9/27).
- In his first career start (vs. NO, 9/20/09) completed 31 of 52 pass attempts for 391 yards, establishing an Eagles franchise record for passing yards in a QB's first start.
- In just his second career start, earned NFC Offensive Player of the Week honors for his performance vs. Kansas City on 9/27/09, completing 24 of 34 passes (70.6%) for 327 yards, two TDs, a rushing TD and a passer rating of 120.6.
- Over the span of his first five NFL starts, was twice named NFC Offensive Player of the Week, winning for his Week 3 performance in '09 (vs. Kansas City) and his Week 6 performance in 2010 (vs. Atlanta).
- Started all four years at the University of Houston and went on to start a school-record 50 games at QB. Became the first player in school history to throw for over 3,000 yards in three separate seasons. Bookended his collegiate career by being named Conference USA Freshman of the Year in 2003 and Conference USA Offensive Player of the Year in 2006.

PRO CAREER:

Originally drafted by Philadelphia in the second round (36th overall) of the 2007 NFL Draft, signed a one-year extension with the Eagles on 4/29/10. Signed a five-year contract with the Cardinals on 7/28/11 after being acquired by Arizona in a trade with the Philadelphia Eagles.

2011: Started a career-high nine games in his first season with the Cardinals, completing 146 of 253 passes for 1,955 yards, nine TDs and eight INTs ... missed four games due to a foot/toe injury and the final three games of the season due to a head injury ... making his first start with the Cardinals, completed 18 of 27 pass attempts for 309 yards, two TDs and a 130.0 passer rating vs. Car (9/11); was the fourth time in first eight career starts that he threw for over 300 yards and posted a passer rating of 100.0+; the 130.0 rating was the third-best by a QB in Week 1; completed four of six passes for 120 yards, including a game-tying 70-yard TD, in the fourth quarter to help the Cardinals rally from down 21-14; one of an NFL-record 14 QBs to throw for 300+ yards in Week 1 ... completed 17 of 30 passes for 251 yards, two TDs and one INT @ Was (9/18); 73-yard TD pass to Larry Fitzgerald in the fourth quarter made him the first Cardinals QB to throw a TD pass of 70+ yards in consecutive games since Tom Tupa in 1989; four TD passes in first two games covered a total of 182 yards, an average of 45.5 yards per TD pass ... totaled 252 yards on 25 of 39 passing with one TD and two INTs @ Sea (9/25); also ran for 16 yards on three carries ... completed 18 of 34 pass attempts for 272 yards, two TDs and one INT vs. Pit (10/23); 73-yard TD pass to RB LaRod Stephens-Howling tied his season-long pass and marked his third TD pass of 70-plus yards in 2011; became the third QB in franchise history with three or more TD passes of 70-plus yards (Charley Johnson, 4, 1962; 3, 1965; Neil Lomax, 3, 1984) ... threw for 153 yards on 10 of 21 passing with one TD and one INT @ Bal (10/30) ... after suffering a foot/toe injury in the game against Baltimore, was inactive for the next four games ... in his return from injury, completed 16 of 25 passes for 247 yards, including the game-winning 52-yard TD pass to RB LaRod Stephens-Howling in overtime vs. Dal (12/4); also had 20 rushing yards on three carries; in the fourth quarter and OT, completed 7 of 11 pass attempts for 171 yards and a TD; became one of seven QBs in franchise history with at least four TD passes of 50+ yards in a season and the first since Kurt Warner in 2008 ... suffered a head injury on the first drive of the game and did not return vs. SF (12/11) ... inactive due to head injury in the last three games.

2010: Began the '10 campaign as the Eagles starter before an injury opened the way for Michael Vick's Pro Bowl season ... appeared in seven games (five starts) and completed 115 of 189 pass attempts for 1,197 yards and seven TDs ... started the season opener vs. GB (9/12) and completed 5 of 10 passes for 24 yards before a head injury forced

him from the game in the second half ... inactive (head injury) in week two @ Det (9/19) ... DNP as the backup to Vick @ Jax (9/26) ... entered the game after Vick was injured near the end of the first quarter and went on to complete 22 of 35 passes (62.9%) for 201 yards, a TD and an INT vs. Was (10/3) ... second start of the season came @ SF (10/10) in place of the injured Vick (ribs); completed 21 of 31 passes (67.7%) for 253 yards, a TD and a QB rating of 103.3 in the 27-24 victory; connected on each of his first nine pass attempts for 92 yards and a TD; added three rushing attempts for 17 yards, including a career-long run of 19 yards on 3rd-n-18 that kept a third quarter drive alive ... in third start of the season, and the second straight in place of the injured Vick, earned NFC Offensive Player of the Week honors after completing 23 of 29 passes (79.3%) for 326 yards, 3 TDs, an INT and a QB rating of 133.6 vs. Atl (10/17), including a career-long 83-yard TD pass to Jeremy Maclin in the third quarter; his completion pct. (79.3), QB rating (133.6) and TD passes (3) all represented career highs; second career NFC Player of the Week honors (Week 3, 2009) ... started third consecutive game @ Ten (10/24) and completed 26 of 48 passes (54.2%) for 231 yards, a TD and 2 INTs ... DNP as the backup to Vick vs. Ind (11/7) ... appeared briefly at the end of the fourth quarter @ Was (11/15), but did not attempt a pass ... served as the backup to Vick in each of the next six games ... started the regular season finale vs. Dal (1/2/11) and completed 18 of 36 pass attempts (50.0%) for 162 yards, a TD and 3 INTs ... DNP in the Wild Card matchup vs. GB (1/9/11).

2009: Appeared in five games, including the first two starts of his NFL career in his third season with the Eagles ... threw for 300+ yards in each of his two starts, becoming the first QB in NFL history to accomplish that feat ... for the season, completed 62 of 96 pass attempts (64.6%) for 741 yards, 4 TDs, 3 INTs and a QB rating of 88.9 ... saw first action of the season when he entered the season opener @ Car (9/12) in the third quarter after Donovan McNabb left the game with a rib injury; completed 7 of 11 pass attempts (63.6%) for 23 yards ... with McNabb (ribs) out, received the first start of his career vs. NO (9/20) and completed 31 of 51 pass attempts (61.1%) for 391 yards, 2 TDs, 3 INTs and a QB rating of 73.2; passing totals included a 71-yard TD pass to DeSean Jackson; pass attempts (51), completions (31) and passing yards (391) all remain career highs; 391 passing yards ranked as the 12th-highest total in Philadelphia history and the most by an Eagle since McNabb threw for 464 yards on 12/4/04 vs. Green Bay; 391 passing yards were the most by an Eagles QB in their first start in team history ... in just his second career start, earned NFC Offensive Player of the Week honors after completing 24 of 34 pass attempts (70.6%) for 327 yards, 2 TDs and a QB rating of 120.6; also scored first career rushing TD on a QB sneak; 64-yard TD pass to DeSean Jackson in the second quarter gave the duo a 60+ yard TD connection in back-to-back games, a first for an Eagles duo since Ron Jaworski and Mike Quick in 1985 ... saw brief action late in the fourth quarter vs. TB (10/11), but did not record any statistics ... inactive (3rd QB) for the next three games ... DNP vs. Dal (11/8) ... inactive (3rd QB) for the next three games ... started the day as the 3rd QB (inactive) but saw time in the fourth quarter @ Atl (12/6), but did not record any statistics ... inactive (3rd QB) twice and DNP twice over the final four regular season games ... inactive (3rd QB) for the Wild Card matchup @ Dal (1/9/10).



2008: Appeared in six games for the Eagles in his second NFL season, serving mainly as the backup behind Donovan McNabb ... completed 17 of 34 pass attempts (50.0%) for 144 yards and 4 INTs for the season ... entered the season opener in the fourth quarter vs. StL (9/7) and completed 5 of 6 pass attempts (83.3%) for 53 yards; completed his first career pass, a six-yarder to TE Brent Celek ... DNP the following week @ Dal (9/15) ... relieved McNabb briefly in the third quarter and completed 2 of 3 pass attempts for 18 yards and an INT vs. Pit (9/21) ... DNP as the backup to McNabb in each of the next seven games ... replaced McNabb in the second half @ Bal (11/23) and completed 10 of 23 pass attempts for

73 yards and 2 INTs ... played the final series of the game for the Eagles, handing off three times and kneeling three times in the Thanksgiving Night game vs. Ari (11/27) ... DNP the following week @ NYG (12/7) ... saw action in the fourth quarter vs. Cle (12/15), going 0 for 2 with an INT in a 30-10 Eagles victory ... DNP @ Was (12/21) ... saw brief action in the regular season finale vs. Dal (12/28), handing off six times and kneeling twice to end the game ... DNP in all three postseason contests.

2007: Appeared in one game and served as the backup to Donovan McNabb in five others during his rookie season ... inactive (3rd QB) in 10 games ... began the season as the backup for the first two games: @ GB (9/9) and vs. Was (9/17) ... with the Eagles firmly ahead in the fourth quarter, saw his first NFL action, but did not attempt a pass vs. Det (9/23) ... inactive (3rd QB) 10 times and DNP three times over the final 13 games.

COLLEGE:

A four-year starter at the University of Houston, started a school-record 50 games and finished his career ranked 4th in Division I-A history with 12,964 passing yards ... almost committed to Oklahoma State before his high school head coach, Philip Montgomery, became an assistant coach at Houston ... a two-time All-Conference USA selection, became the first player in school history to throw for over 3,000 yards in three separate seasons ... finished as the school's all-time leader in completions (964), attempts (1,565), and second in TD passes (81) ... also posted 21 career rushing TDs, the most ever by a QB ... as a senior in 2006, connected on 292 of 432 pass attempts (67.6%) for 3,809 yards, 30 TDs and just four INTs, as he was named Conference USA Offensive Player of the Year ... ranked fifth in the nation in passing efficiency (162.72 rating) and sixth in passing yards (3,809) ... finalist for the Johnny Unitas Golden Arm Award, given annually to the nation's top senior QB ... became the first true freshman in school history to start the season opener and went on to be named Conference USA Freshman of the Year.

PERSONAL:

Last name pronounced "COBB" ... two-time District 8-4A Offensive MVP at Stephenville (TX) High School where he threw for 3,357 and 29 TDs as a senior, earning first-team All-Big County honors ... Stephenville has produced nine Division I QBs and Kolb was the only one to start three seasons at the school ... also lettered as a guard in basketball and in the sprint relays on the track team ... holds an annual football camp in the summer in his hometown of Stephenville ... along with his wife, Whitney, the couple enjoy golf (both hold 12 handicaps), hunting and fishing.

KOLB CAREER STATS

Passing

Year	Team	GP/GS	Att	Cmp	Pct.	Yds	Yds/Att	TD	Int	Lg	Sk	Yds Lst	Rating
2007	Phi	1/0	0	0	0.0	0	0.0	0	0	0	2	13	0.0
2008	Phi	6/0	34	17	50.0	144	4.2	0	4	16	0	0	21.8
2009	Phi	5/2	96	62	64.6	741	7.7	4	3	71t	3	27	88.9
2010	Phi	7/5	189	115	60.8	1,197	6.8	7	7	83t	15	99	76.1
2011	Ariz	9/9	253	146	57.7	1,955	7.7	9	8	73t	30	219	81.1
Total		**28/16**	**572**	**340**	**59.4**	**4,037**	**7.1**	**20**	**22**	**83t**	**50**	**358**	**76.7**

Rushing

Year	Team	Att	Yds	Avg	Lg	TD
2007	Phi	3	-2	-0.7	0	0
2008	Phi	13	2	0.2	8	0
2009	Phi	5	-1	-0.2	5	1
2010	Phi	15	65	4.3	19	0
2011	Ariz	17	65	3.8	17	0
Total		**53**	**129**	**2.4**	**19**	**1**

Single Game Highs:

Attempts: 51, vs. New Orleans, 9/20/09; **Completions:** 31, vs. New Orleans, 9/20/09; **Yards:** 391, vs. New Orleans, 9/20/09; **Passing TDs:** 3, vs. Atlanta, 10/17/10; **Long Pass:** 83t, vs. Atlanta, 10/17/10; **Completion Pct:** 79.3, vs. Atlanta, 10/17/10 (23 of 29); **Rating:** 133.6, vs. Atlanta, 10/17/10 (29-23-1, 326 yds., 3 TDs); **Interceptions:** 3, twice, last vs. Dallas, 1/2/11; **Rushing Yards:** 21, vs. Washington, 10/3/10; **Long Run:** 19, @ San Francisco, 10/10/10; **Rushing TDs:** 1, vs. Kansas City, 9/27/09.

300-Yard Games: (4) 391 yards, vs. New Orleans (9/20/09); 327 yards, vs. Kansas City (9/27/09); 326 yards, vs. Atlanta (10/17/10); 309 yards, vs. Carolina (9/11/11).

Career Regular Season Record as a Starter:

6-10 (.375): 1-1 (.500) in 2009; 2-3 (.400) in 2010; 3-6 (.333) in 2011.

KOLB GAME-BY-GAME STATS

2011

Date	Opp		GP/GS	Att	Cmp	Pct	Yds	Yds/Att	TD	Int	Lg	Sk	Yds Lst	Rating	W/L
Sept. 11		CAR	1/1	27	18	66.7	309	11.4	2	0	70t	2	14	130.0	W
Sept. 18	@	Was	1/1	30	17	56.7	251	8.4	2	1	73t	3	20	92.5	L
Sept. 25	@	Sea	1/1	39	25	64.1	252	6.5	1	2	28	3	18	69.6	L
Oct. 2		NYG	1/1	34	20	58.8	237	7.0	0	1	47	4	25	67.9	L
Oct. 9	@	Min	1/1	42	21	50.0	232	5.5	0	2	22	4	40	46.9	L
Oct. 23		PIT	1/1	34	18	52.9	272	8.0	2	1	73t	2	15	86.9	L
Oct. 30	@	Bal	1/1	21	10	47.6	153	7.3	1	1	66	6	55	68.2	L
Nov. 6		STL	Inactive – Foot/Toe												
Nov. 13	@	Phi	Inactive – Foot/Toe												
Nov. 20	@	SF	Inactive – Foot/Toe												
Nov. 27	@	StL	Inactive – Foot/Toe												
Dec. 4		DAL	1/1	25	16	64.0	247	9.9	1	0	52t	5	23	109.9	W
Dec. 11		SF	1/1	1	1	100.0	2	2.0	0	0	2	1	9	79.2	W
Dec. 18		CLE	Inactive – Head												
Dec. 24	@	Cin	Inactive – Head												
Jan. 1		SEA	Inactive – Head												
Total			**9/9**	**253**	**146**	**57.7**	**1,955**	**7.7**	**9**	**8**	**73t**	**30**	**219**	**81.1**	**3-6**

2010

Sept. 12		GB	1/1	10	5	50.0	24	2.4	0	0	6	3	17	56.2	L
Sept. 19	@	Det	Inactive – Head												
Sept. 26	@	Jax	DNP												
Oct. 3		WAS	1/0	35	22	62.9	201	5.7	1	1	18	1	7	76.0	L
Oct. 10	@	SF	1/1	31	21	67.7	253	8.2	1	0	41	4	26	103.3	W
Oct. 17		ATL	1/1	29	23	79.3	326	11.2	3	1	83t	1	6	133.6	W
Oct. 24	@	Ten	1/1	48	26	54.2	231	4.8	1	2	37	1	4	56.9	L
Nov. 7		IND	DNP												
Nov. 15	@	Was	1/0	0	0	0.0	0	0.0	0	0	0	0	0	0.0	W
Nov. 21		NYG	DNP												
Nov. 28	@	Chi	DNP												
Dec. 2		HOU	DNP												
Dec. 12	@	Dal	DNP												
Dec. 19	@	NYG	DNP												
Dec. 28		MIN	DNP												
Jan. 2		DAL	1/1	36	18	50.0	162	4.5	1	3	48	5	39	37.0	L
Total			**7/5**	**189**	**115**	**60.8**	**1,197**	**6.3**	**7**	**7**	**83t**	**15**	**99**	**76.1**	**2-3**

2009

Sept. 13	@	Car	1/0	11	7	63.6	23	2.1	0	0	6	2	20	67.6	W
Sept. 20		NO	1/1	51	31	61.1	391	7.7	2	3	71t	1	7	73.2	L
Sept. 27		KC	1/1	34	24	70.6	327	9.6	2	0	64t	0	0	120.6	W
Oct. 11		TB	1/0	0	0	0.0	0	0.0	0	0	0	0	0	0.0	W
Oct. 18	@	Oak	Inactive-3rd QB												
Oct. 26	@	Was	Inactive-3rd QB												
Nov. 1		NYG	Inactive-3rd QB												
Nov. 8		DAL	DNP												
Nov. 15	@	SD	Inactive-3rd QB												
Nov. 22	@	Chi	Inactive-3rd QB												
Nov. 29		WAS	Inactive-3rd QB												
Dec. 6	@	Atl	1/0	0	0	0.0	0	0.0	0	0	0	0	0	0.0	W
Dec. 13	@	NYG	Inactive-3rd QB												
Dec. 20		SF	Inactive-3rd QB												
Dec. 27		DEN	DNP												
Jan. 3	@	DAL	DNP												
Total			**5/2**	**96**	**62**	**64.6**	**741**	**7.7**	**4**	**3**	**71t**	**3**	**27**	**88.9**	**1-1**

KOLB GAME-BY-GAME STATS

2008

Date	Opp		GP/GS	Att	Cmp	Pct	Yds	Yds/Att	TD	Int	Lg	Sk	Yds Lst	Rating	W/L
Sept. 7		STL	1/0	6	5	83.3	53	8.8	0	0	16	0	0	103.5	W
Sept. 15	@	Dal	DNP												
Sept. 21		PIT	1/0	3	2	66.7	18	6.0	0	1	12	0	0	43.1	W
Sept. 28	@	Chi	DNP												
Oct. 5		WAS	DNP												
Oct. 12	@	SF	DNP												
Oct. 26		ATL	DNP												
Nov. 2	@	Sea	DNP												
Nov. 9		NYG	DNP												
Nov. 16	@	Cin	DNP												
Nov. 23	@	Bal	1/0	23	10	43.5	73	3.2	0	2	15	0	0	15.3	L
Nov. 27		ARI	1/0	0	0	0.0	0	0.0	0	0	0	0	0	0.0	W
Dec. 7	@	NYG	DNP												
Dec. 15		CLE	1/0	2	0	0.0	0	0.0	0	1	0	0	0	0.0	W
Dec. 21	@	Was	DNP												
Dec. 28		DAL	1/0	0	0	0.0	0	0.0	0	0	0	0	0	0.0	W
Total			**6/0**	**34**	**17**	**50.0**	**144**	**4.2**	**0**	**4**	**16**	**0**	**0**	**21.8**	**0-0**

2007

Sept. 9	@	GB	DNP												
Sept. 17		WAS	DNP												
Sept. 23		DET	1/0	0	0	0.0	0	0.0	0	0	0	2	13	0.0	W
Sept. 30	@	NYG	Inactive-3rd QB												
Oct. 14	@	NYJ	Inactive-3rd QB												
Oct. 21		CHI	Inactive-3rd QB												
Oct. 28	@	Min	Inactive-3rd QB												
Nov. 4		DAL	Inactive-3rd QB												
Nov. 11	@	Was	Inactive-3rd QB												
Nov. 18		MIA	Inactive-3rd QB												
Nov. 25	@	NE	DNP												
Dec. 2		SEA	DNP												
Dec. 9		NYG	Inactive-3rd QB												
Dec. 16	@	Dal	Inactive-3rd QB												
Dec. 23	@	NO	Inactive-3rd QB												
Dec. 30		BUF	DNP												
Total			**1/0**	**0**	**0**	**0.0**	**0**	**0.0**	**0**	**0**	**0**	**2**	**13**	**0.0**	**0-0**

MIKE LEACH

82 | LONG SNAPPER

HT. 6-2 | WT. 235

COLLEGE
William & Mary

HOMETOWN
Jefferson Township, NJ

HOW ACQUIRED
FA-09

YEARS NFL | CARDINALS
13 | 4

DOB: October 18, 1976

NOTE CARDS

- Has appeared in 152 consecutive regular season games heading into 2012, including all 16 games over the last nine seasons. His 152 consecutive games played streak ranks as the third longest amongst active NFL long snappers—192: Justin Snow (IND), Brian Jennings (SF).
- Named the Arizona Cardinals/Walter Payton NFL Man of the Year and was one of 32 players to qualify for the league's national 2010 "Walter Payton NFL Man of the Year Award," recognizing his off-the-field community service as well as his playing excellence.
- Recorded a career-high 12 special teams tackles with the Cardinals in 2009, doubling his previous career-high of six (2006, '07). Totaled two special teams tackles in 2011, giving him 23 special teams tackles in three seasons with the Cardinals after totaling 30 in his first nine seasons combined.
- Signed with the Cardinals as a free agent in 2009 after spending seven seasons with the Denver Broncos.
- Was a starting tight end and punter at William & Mary, where he transferred after Boston University dropped football. In April 2011, was one of six people inducted into the William & Mary Hall of Fame.

PRO CAREER:

Originally signed by Tennessee as an undrafted free agent on 5/3/00 and was waived on 8/26/00 and then signed to the Titans practice squad on 8/29/00. Signed to the active roster on 9/8/00 and again was waived by Tennessee on 10/16/01. Signed by Chicago to a futures contract on 1/10/02 and was waived on 8/26/02. Signed by Denver on 11/4/02 and played in 104 consecutive regular season games and four postseason contests for the Broncos between 2002 and 2008. Signed a three-year contract with the Cardinals on 3/12/09 as a free agent. After appearing in all 48 games and both postseason contests in three seasons, re-upped with Arizona on 3/26/12, agreeing to a three-year contract.

2011: Saw action in all 16 games, extending his consecutive games played streak to 152; the longest streak on the team and the third-longest among active NFL long snappers - 192, Justin Snow (IND) and Brian Jennings (SF) … collected two special teams tackles on the season … snapper for two game-winning FGs in OT … recorded his first special teams tackle of the season vs. StL (11/6) … collected one special teams tackle vs. Cle (12/18) … played in 170th career game @ Cin (12/24).

2010: Saw action in all 16 games for the eighth consecutive season … played in 140th career game and registered one special teams tackle in the season opener @ StL (9/12) … recorded one special teams tackle in each of the next two games: vs. Oak (9/26) and @ SD (10/3) … recorded two special teams tackles @ Min (11/7) … led team with two special teams tackles @ KC (11/21) … played in 150th career game vs. SF (11/29) … recorded one special teams tackle vs. StL (12/5); marked 50th special teams tackle of career … recorded one special teams tackle vs. Dal (12/25) … due to injuries to TEs Ben Patrick and Stephen Spach, saw significant time at TE in the season finale @ SF (1/2/11).

2009: Played in all 16 games and both postseason contests, recording a career-high 12 special teams tackles … appeared in first game as a member of the Cardinals vs. SF (9/13) … tied for the team lead with three special teams tackles and filled in at TE for the injured Stephen Spach in the fourth quarter vs. Hou (10/11) … recorded one special teams tackle @ Sea (10/18); @ NYG (10/25); vs. Car (11/1) … registered two special teams tackles vs. Sea (11/15) to establish a new single-season career high … recorded one special teams tackle in each of the next three games: @ SF (12/14); @ Det (12/20); vs. StL (12/27) … appeared in both postseason contests.

2008: Served as Denver's long snapper for all 16 games … voted by his teammates as special teams captain for season opener @ Oak (9/8) … had a streak of three consecutive games with a special teams tackle; vs. TB (10/5), vs. Jax (10/12) and @ NE (10/20) … played in his 100th consecutive game @ NYJ (11/30).

2007: Played all 16 games for the Broncos for the fifth consecutive season, performing the club's long-snapping duties … led Denver in tackles on punt coverage (six) … opened the season with one special-teams stop @ Buf (9/9) … appeared on offense for a play vs. GB (10/29) … played his 100th pro game @ KC (11/11) … recorded two special teams tackles vs. Min (12/30).

2006: Served as the Broncos long snapper on punts and kicks in all 16 games ... recorded his first tackle on special teams @ NE (9/24) before adding coverage tackles in consecutive weeks @ Cle (10/22) and vs. Ind (10/29) ... had one special teams tackle vs. Sea (12/3).

2005: For the third consecutive season, handled the Broncos long-snapping duties for all 16 regular-season games and recorded five special-teams tackles ... also served as the club's long snapper in both post-season outings ... downed a punt at the five-yard line and had one special teams tackle vs. Oak (12/24) ... recovered a muffed punt return by Troy Brown in the fourth quarter at the Patriots 15-yard line to set up a Denver TD in the Divisional Playoff win vs. NE (1/14).

2004: Handled the Broncos long-snapping duties for all 16 regular-season games and had three special teams tackles ... collected one tackle on special teams @ TB (10/3), @ NO (11/21) and vs. Oak (11/28) ... added one special teams tackle in Denver's Wild Card game @ Ind (1/9)

2003: Handled the long-snapping duties in all 16 regular-season games for Denver for the first time in his career and made three special teams tackles during the year ... Denver's long snapper for its Wild Card matchup @ Ind (1/4).

2002: Played in eight games after signing with the Broncos on 11/4 as the team's long snapper ... played in his first game as a Bronco vs. Oak (11/11) ... with Chicago in training camp, but was waived on 8/26.

2001: Spent the first four games of the season with Tennessee before being waived on 10/16.

2000: Played in 15 games for the Titans after he was signed to their active roster from the practice squad on 9/8 ... signed to the Titans practice squad after training camp ... saw action at TE during the season ... played mostly on special teams and made one tackle @ Cin (10/8) ... recorded one kickoff return for 10 yards vs. Cle (11/19) ... played on special teams in the Divisional Playoff game vs. Bal (1/7).

COLLEGE:

A two-year starter at tight end and punter at William & Mary after transferring from Boston University when the school dropped its football program ... earned first-team Walter Camp All-America honors at TE as a senior in 1999 and led the Atlantic-10 Conference in punting as a junior and senior ... registered 106 career receptions for 1,181 yards with 12 TDs ... led his conference in receptions (33) among TEs as a senior ... earned second-team All-America (AP) and second-team All-Atlantic 10 honors as a junior ... also set school single-season records for catches (58) by a TE and punting average (44.4 avg.) that season ... played 16 games in two years at Boston University and redshirted at BU in 1995.

PERSONAL:

First-team All-State selection at Jefferson Township (NJ) High School and graduated as the school's all-time leading scorer and rebounder in basketball ... received a bachelor's degree in History from William & Mary ... Leach and his wife, Julie, have a son, Ryan Matthew, and a daughter, Madeline Rae, with a golden retriever, Snapper.

CARDINALS IN THE COMMUNITY

Long snapper **Mike Leach's** third year in Arizona was filled with countless community appearances throughout the Valley. The Cardinals 2010 Walter Payton "Man of the Year," Leach continued his community involvement by spending time away from the field as a panel member for the team's Community QB Award, visiting various schools for the SRP and Safeway "Milk and Cookies" program, coaching kids at Gatorade Jr. Training Camps and serving as the team representative for Garth Brooks' "Teammates for Kids Foundation," which Cardinals Charities helps support.

He and his wife, Julie, continued to make monthly visits to Phoenix Children's Hospital after furnishing the Teen Room at the hospital in 2010 with a new flat screen television and new chairs for the kids. He visited the hospital last February and helped deliver gift baskets to the children as part of the "Baskets of Hope" program to help inspire and give hope to newly diagnosed children and their families affected by cancer or other serious illnesses.

Last December, Mike and Julie joined other players and their wives at the Phoenix Ronald McDonald House for a "Light the House" holiday party to help spread holiday cheer. The group provided the families at the house with dinner, drinks and dessert while also passing out stockings to the children.

Leach also once again took part at the team's annual "Feed the Hungry" event at the Phoenix Rescue Mission during Thanksgiving and passed out personalized teddy bears during the holiday season at Phoenix Children's Hospital as part of the annual "Teddy Bear Express" program. In his first season with the Cardinals in 2009, Leach joined teammates and participated at the annual United Way Hometown Huddle event to assist with a beautification project at the Academia Del Pueblo Charter School in Phoenix while also hosting a kids camp for 100 children.

LEACH CAREER STATS

Year	Team	GP/GS	STT
2000	Ten	15/0	1
2001	Ten	4/0	0
2002	Den	8/0	2
2003	Den	16/0	3
2004	Den	16/0	3
2005	Den	16/0	5
2006	Den	16/0	6
2007	Den	16/0	6
2008	Den	16/0	4
2009	Ariz	16/0	12
2010	Ariz	16/0	9
2011	Ariz	16/0	2
Total		171/0	53

LEACH POSTSEASON STATS

Year	Team	GP/GS	STT
2000	Ten	1/0	2
2003	Den	1/0	0
2004	Den	1/0	1
2005	Den	2/0	0
2009	Ariz	2/0	0
Total		7/0	3



PARIS LENON

51 | LINEBACKER

HT. 6-2 | WT. 240

COLLEGE
Richmond

HOMETOWN
Lynchburg, VA

HOW ACQUIRED
UFA-10 (Rams)

YEARS NFL | CARDINALS
11 | 3

DOB: November 26, 1977

NOTE CARDS

- Named a team captain for the Cardinals in 2011, earning the distinction for the first time in his career.
- Has started all 32 games in two seasons with the Cardinals, and has now appeared in all 16 games nine times in his 10 NFL campaigns. Has played in 159 of a possible 160 regular season games dating back to 2002. Appeared in 112 consecutive games (116 including postseason) in his first seven seasons.
- Totaled 103 tackles in 2011, the second time in two seasons with Arizona that he has hit the 100-tackle mark (127 in 2010). Has now recorded at least 100 tackles in a season four times in his career.
- After recording 5.0 sacks and two INTs during his first eight NFL seasons (127 games), has totaled 5.0 sacks and two INTs during his two seasons with the Cardinals (32 games).
- Finished the 2011 season with 103 tackles, a career-high 3.0 sacks, four passes defensed and a fumble recovery.
- Posted a team-high 127 tackles in 2010 while also leading the team with 12 tackles for loss.
- Established a career high with two INTs in '10, matching the total from his previous eight seasons combined. Prior to the '10 season, Lenon had two INTs in 127 career games.
- In Week 3 of the '10 season, recorded a sack and INT on back-to-back plays against the Oakland Raiders, marking the first time in his career he tallied both a sack and INT in the same game.
- With the Lions in 2007, collected a career-high 161 tackles on the season, the seventh-highest total in franchise history.
- After being waived by the Carolina Panthers in 2000, worked in the United States Postal Service automation department while waiting for his next chance to break into the NFL.
- Played for the Memphis Maniax of the XFL in 2001 and is the only player from the XFL still playing.

PRO CAREER:

Entered the NFL when he was signed by the Carolina Panthers as a rookie free agent on 4/26/00 before being waived on 6/9/00 and spending the remainder of the season out of football. Signed by the Packers as a free agent on 4/26/01 before being waived on 7/24/01. Signed with the Seahawks on 8/16/01 before being released on 8/27/01. Signed to the Packers practice squad on 12/27/01 where he spent the remainder of the season. Played for

the Memphis Maniax of the XFL during the team's 2001 campaign. Allocated to NFL Europe by the Packers on 2/8/02 where he started all 10 games for the Amsterdam Admirals before returning to the Packers and appearing in 64 games (16 starts) over four seasons. Signed with the Detroit Lions on 3/22/06 as an unrestricted free agent and spent three seasons in Detroit, starting all 48 games. Signed with the Patriots as an unrestricted free agent on 5/27/09 before being released by New England following training camp on 9/5/09 and signing with the Rams on 9/16/09. Signed a three-year contract with the Cardinals on 3/15/10 as an unrestricted free agent.

2011: After being selected as a defensive captain prior to the season, started all 16 games for the second consecutive season and fifth time in the last six years … finished second on the team with 103 tackles, his fourth career 100-tackle season, and posted a career-high 3.0 sacks … had a team-leading eight tackles, a half-sack and two QB pressures vs. Car (9/11); made the victory-clinching tackle when he brought down Panthers RB Mike Goodson one yard short of a first down on 4th-n-5 from the 6 with 1:19 left in the game … tied for the lead among LBs with seven tackles and had one pass defensed @ Was (9/18) … led all LBs with six tackles, including one for loss @ Min (10/9) … collected seven tackles, one pass defensed, and one QB pressure vs. Pit (10/23) … recorded five tackles, one QB pressure, and shared a sack with Calais Campbell in the second quarter @ Bal (10/30); marked his 150th career game … tied for the team lead with a season-high 10 tackles, including seven solo tackles, vs. StL (11/6) … recorded first full sack of the season, taking down Michael Vick in the first quarter @ Phi (11/13); also had three tackles, including one for loss, one QB pressure and one pass defensed … matched a career high with a team-leading 10 solo tackles @ SF (11/20); marked his 100th career start … recorded seven tackles @ StL (11/27); recovered a fumble after Sam Acho's sack of Sam Bradford in the first quarter … collected one of the Cardinals season-high five sacks vs. Dal (12/4); totaled five tackles, including one for loss, and one QB pressure … finished with seven tackles, including one for loss vs. Cle (12/18) … posted seven tackles and one pass defensed in the season finale vs. Sea (1/1/12).

2010: Started all 16 games in first season with Arizona … after totaling 44 tackles in 15 games played in 2009, recorded team-high 127 tackles … established or matched career highs in INTs (2), sacks (2) and passes defensed (6) … made 75th career start in first game as the member of the Cardinals, leading LBs with eight tackles and one tackle for loss against his former team @ StL (9/12) … registered a team-high 11 tackles, including nine solo tackles, and one pass defensed @ Atl (9/19) … recorded eight tackles, one sack, one INT, one pass defensed and a team-high three tackles for loss vs. Oak (9/26); sack and INT came on consecutive plays: sack came on a 3rd-n-12 at the AZ-47 yard-line, forcing a punt and the INT came on the first play of the Raiders next drive; marked first career game with both a sack and an INT; first sack since 10/12/08 at Min and first INT since 12/23/07 vs. KC … for the second time in '10 registered a team-high 11 tackles as well as one tackle for loss and one pass defensed @ SD (10/3); eclipsed 600 career tackles … recorded five tackles, one pass defensed and intercepted Drew Brees at the Saints four-yard line vs. NO (10/10); returned the INT to the two-yard line to set up a Cards TD on the ensuing possession, tying the game at 10 late in the first half; set a new career-high with two INTs in the first five games of 2010 after registering two in previous 127 games played … registered six tackles @ Sea (10/24); part of defense that only gave up one TD in seven trips in the red zone … recorded five tackles and one forced fumble vs. TB (10/31); forced fumble was recovered by LB Gerald Hayes and returned 21 yards for TD, pulling AZ to within three late in the 3rd quarter … led Cards LBs with seven tackles @ Min (11/7); helped break up a pass to Vikings TE Jeff Dugan on 4th-n-1 from the AZ one-yard line … led team with 11 tackles and one tackle for loss vs. StL (12/5); marked fourth game with at least 10 tackles … finished second on the team with nine tackles, one sack, one tackle for loss and one QB hit @ Car (12/19) … led the team with six tackles, two tackles for loss and two passes defensed in the season finale @ SF (1/2/11).



2009: Appeared in 15 games with 10 starts for the Rams … finished second on the team among LBs with 44 tackles and tied for team lead with three forced fumbles … appeared in his third game with the Rams and earned his first start of the season @ SF (10/4), totaling three tackles and one pass defensed … registered a season-high seven tackles @ Jax (10/18) … in his fifth start of the season, recorded three tackles and a forced fumble vs. Sea (11/29)

... recorded his second forced fumble in as many games in the start @ Chi (12/6) ... recorded three tackles, a pass defensed and his third forced fumble in four games vs. Hou (12/20).

2008: For the third consecutive season, started all 16 games at MLB for the Lions and totaled 146 tackles, 1.5 sacks, two forced fumbles and tied a career-high with two fumble recoveries ... recorded 10 tackles (nine solo) @ SF (9/21) ... posted a then season-high 11 tackles (five solo) the following week vs. Chi (10/5) ... notched his first sack of the season when he took down Vikings QB Gus Frerotte @ Min (10/12) ... recorded nine tackles and his first fumble recovery since the '06 season finale at Dallas in the start vs. Was (10/26) ... tallied seven tackles, his second fumble recovery of the season and one pass defensed @ Car (11/16) ... recorded a team-high 12 tackles vs. Ten (11/27) ... led the team with 13 tackles, established a career-high with two forced fumbles and added a half-sack vs. Min (12/7) ... established a career-high with 17 tackles, including a career-high 10 solo tackles @ Ind (12/14); marked his fifth game with 10+ tackles in '08.

2007: For the second consecutive season, started all 16 games for Detroit and finished second on the team with a career-high 161 tackles (101 solos) ... 161 tackles marked the seventh-highest total in Lions history ... had eight games with at least 10 tackles ... recorded six tackles and sacked Eagles QB Kevin Kolb, forcing a fumble recovered by Detroit @ Phi (9/23) ... totaled 12 tackles and recorded his second sack in as many games when he took down Brian Griese in the fourth quarter vs. Chi (9/30); sack came on a third down play with the Lions clinging to a 24-20 lead and resulted in a punt and the Lions taking a 31-20 lead with a TD on the ensuing drive ... tied a then career high with 14 tackles (eight solos) vs. TB (10/21) ... the following week, returned with a team-high 14 tackles (10 solo) @ Chi (10/28), giving him 28 tackles over a two-game span ... recorded nine tackles and forced a Brandon Jacobs fumble in the third quarter vs. NYG (11/18) ... recorded seven tackles and intercepted QB Brodie Croyle in the second quarter, returning it 61 yards for his first career TD; score gave the Lions a 19-0 lead in a game they went on to win 25-20 vs. KC (12/23).

2006: Started all 16 games for the first time in his career, splitting time at strongside and middle LB for the Lions ... finished second on the team with 97 tackles (60 solos) and added an INT, three passes defensed, two fumble recoveries and four special teams tackles ... in his first game and start for the Lions, recorded four tackles vs. Sea (9/10) ... recovered his first fumble of the season in the second quarter vs. GB (9/24) ... hauled in his first career INT when he stepped in front of a Brett Favre pass in the third quarter @ GB (12/17) ... tied his season high with nine tackles and recovered a Tony Romo fumble in the third quarter @ Dal (12/31) in the season finale.

2005: For the fourth consecutive season, appeared in all 16 games for the Packers and made 12 starts at OLB ... member of a unit that ranked seventh in the NFL in total defense ... tallied 79 tackles (47 solos), including 1.5 sacks and added five passes defensed and one forced fumble ... combined with DT Grady Jackson to drop Daunte Culpepper for his first career sack @ Min (10/23) ... recorded his first career solo sack and first career forced fumble on the same play, taking down Carson Palmer in the first quarter @ Cin (10/30) ... posted a season-high eight tackles (seven solos) with one pass defensed vs. Chi (12/25).

2004: Appeared in all 16 games with four starts for Green Bay during the regular season and also appeared in the Wild Card contest ... made his first career start in the season opener @ Car (9/13) and suffered a broken thumb in the game ... appeared in the next four games (one start) despite wearing a cast ... started and made a then career-high 12 tackles and recorded his first career pass defensed vs. Det (12/12) ... appeared in the Wild Card matchup vs. Min (1/9/05) but did not record any statistics.

2003: Battled through numerous injuries to appear in all 16 regular season games for the second straight year, while also appearing in both postseason games for the Packers ... finished second on the team with 16 special teams tackles, adding two special teams tackles in the postseason ... saw action at LB and recorded two tackles vs. Sea (10/5) ... recorded two special teams tackles and one tackle on defense @ StL (10/19) ... saw most extensive action at LB and recorded a season-high four tackles in the season finale vs. Den (12/28) ... recorded two special teams tackles in the Wild Card matchup vs. Sea (1/4/04) ... saw action but did not record any statistics in the Divisional matchup @ Phi (1/11/04).

2002: Appeared in all 16 games and one postseason contest for the Packers, leading the team with 22 special teams tackles during the regular season, the highest total by a Green Bay player in 12 years and the then fourth-highest total in franchise history ... in his third NFL game, established a career high with four special teams tackles @ Det (9/22) ... the following week, recorded his first tackle on defense and added two special teams tackles vs. Car (9/29) ... appeared in the Wild Card matchup vs. Atl (1/4/03) but did not record any statistics ... prior to the regular season was allocated to NFL Europe by the Packers, where he started all 10 games for the Amsterdam Admirals and led the team with 50 tackles, while also totaling two INTs and five passes defensed.

2001: Signed to the Packers practice squad on 12/27 where he spent the remainder of the season and postseason ... played the 2001 XFL season with the Memphis Maniax and saw action in four games, collecting 14 tackles.

COLLEGE:

A three-year starter and four-year letterman at the University of Richmond, appeared in 45 games with 24 starts during his collegiate career ... totaled 320 tackles, including 12.0 sacks, plus four forced fumbles, two fumble recoveries, 10 passes defensed and one INT for the Spiders ... named All-Atlantic 10 Conference in both 1998 (first-team) and 1999 (second-team) ... finished second on the team in tackles in his sophomore (1997) and junior (1998) seasons ... returned a blocked FG 80 yards for a TD against Northeastern during his sophomore season ... played primarily on special teams as a freshman in 1996 ... redshirted during his first season.

PERSONAL:

Garnered Western Virginia district Defensive Player of the Year honors as a senior at Heritage (Lynchburg, VA) High School … also earned two letters in football and basketball and one in baseball … has studied martial arts, including Muay Thai and American karate … called "Mike" by his family (his middle name is Michael) to distinguish him from his father and his grandfather, who are also named Paris … his father, Paris, played basketball at North Carolina Central from 1964-68 … along with his wife, Heather, the couple have a son, Paris Mason.

LENON CAREER STATS

			Tackles			Sacks		Interceptions							
Year	Team	GP/GS	Solo	Asst	Ttl	Sk	Yds	Int	Yds	Lg	TD	PD	FR	FF	STT
2002	GB	16/0	3	1	4	0.0	0	0	0	0	0	0	0	0	22
2003	GB	16/0	5	3	8	0.0	0	0	0	0	0	0	0	0	16
2004	GB	16/4	17	11	28	0.0	0	0	0	0	0	1	0	0	8
2005	GB	16/12	47	32	79	1.5	9.5	0	0	0	0	5	0	1	6
2006	Det	16/16	60	37	97	0.0	0	1	0	0	0	3	2	0	4
2007	Det	16/16	101	60	161	2.0	16	1	61	61t	1	4	0	2	2
2008	Det	16/16	98	48	146	1.5	6	0	0	0	0	3	2	2	0
2009	StL	15/10	25	19	44	0.0	0	0	0	0	0	1	0	3	2
2010	Ariz	16/16	97	30	127	2.0	14	2	12	10	0	6	0	1	0
2011	Ariz	16/16	70	33	103	3.0	21	0	0	0	0	4	1	0	0
Total		**159/106**	**523**	**274**	**797**	**10.0**	**66.5**	**4**	**73**	**61t**	**1**	**27**	**5**	**9**	**60**

Single Game Highs:

Total Tackles: 17, @ Indianapolis, 12/14/08; **Solo Tackles:** 10, four times, last @ San Francisco, 11/20/11; **Interceptions:** 1, four times, last vs. New Orleans, 10/10/10; **Passes Defensed:** 3, @ Philadelphia, 11/27/05; **Sacks:** 1.0, nine times, last vs. Dallas, 12/4/11; **Forced Fumbles:** 2, vs. Minnesota, 12/7/08; **Fumble Recoveries:** 1, five times, last @ St. Louis, 11/27/11.

Touchdowns:

Interception: 61-yard return vs. Kansas City, 12/23/07.

LENON POSTSEASON STATS

			Tackles			Sacks		Interceptions							
Year	Team	GP/GS	Solo	Asst	Ttl	Sk	Yds	Int	Yds	Lg	TD	PD	FR	FF	STT
2002	GB	1/0	0	0	0	0.0	0	0	0	0	0	0	0	0	0
2003	GB	2/0	0	0	0	0.0	0	0	0	0	0	0	0	0	2
2004	GB	1/0	0	0	0	0.0	0	0	0	0	0	0	0	0	0
Total		**4/0**	**0**	**0**	**0**	**0.0**	**0**	**0**	**0**	**0**	**0**	**0**	**0**	**0**	**2**

RICKY LUMPKIN

95 | DEFENSIVE TACKLE

HT. 6-4 | WT. 306

COLLEGE
Kentucky

HOMETOWN
Clarksville, TN

HOW ACQUIRED
FA-11

YEARS NFL | CARDINALS
1 | 1

DOB: September 7, 1988

PRO CAREER:

Signed by the Cardinals as a rookie free agent on 7/27/11 and released following training camp on 9/2/11. Re-signed to the Cardinals practice squad on 9/5/11. Released from the practice squad on 11/1/11 and re-signed to the practice squad on 11/22/11. Signed a futures contract with the Cardinals on 1/5/12.

COLLEGE:

Appeared in 44 career games with 29 starts for the Wildcats and finished his career with 82 tackles, three sacks, 12.5 tackles for a loss and a fumble recovery … started all 13 games as a senior, totaling 21 tackles, a sack and 5.5 tackles for a loss … had his most productive season as a junior in '09 when he started all 13 games and had 26 tackles … as a sophomore in '08, appeared in 11 games with two starts, totaling 17 tackles, a sack and 3.5 tackles for a loss despite battling a high ankle sprain … appeared in seven games (one start) as a freshman in '07 and posted 18 tackles, two tackles for a loss and a sack despite missing six games due to a hip injury … redshirted in 2006.

PERSONAL:

Attended Kenwood (Clarksville, TN) High School where he was named "Mr. Football" for Class AAAA in Tennessee after a senior season that saw him post 101 tackles, 35 tackles for a loss, 10 sacks, four forced fumbles, a fumble recovery and five passes defensed … also earned All-State and All-Middle Tennessee honors … two-time all-region and all-area selection … majored in Communications and Leadership Development.



PATRICK PETERSON

PRO BOWL SELECTION: 2011

21 | CORNERBACK

HT. 6-1 | WT. 219

COLLEGE
LSU

HOMETOWN
Fort Lauderdale, FL

HOW ACQUIRED
D1/11 (5th)

YEARS NFL | CARDINALS
2 | 2

DOB: July 11, 1990

NOTE CARDS

- The Cardinals first round selection in the 2011 draft and the 5th overall pick; was the first cornerback taken in draft.
- During his rookie season in 2011, was voted to the Pro Bowl and earned first-team All-Pro honors from the Associated Press, PFW/PFWA and the Sporting News as a kick returner. Also earned All-Rookie honors from the PFW/PFWA as a cornerback and was one of five finalists for the Pepsi NFL Rookie of the Year Award.
- Tied the NFL record and became just the fourth player in league history to return four punts for TDs in a single season. Joined Jack Christiansen (Detroit, 1951) as the only rookies in NFL history with four punt return TDs during their inaugural season.
- With punt return TDs of 99, 89, 82 and 80 yards, became the first player in NFL history with four punt return TDs of 80+ yards in a single season.
- Led the NFL in punt return yards (699) and TDs (4) while finishing second in punt return average (15.9) behind Chicago's Devin Hester (16.2). His 15.9 punt return average on 44 returns was the highest average in NFL history for a player with at least 40 returns in a season.
- Established an NFL rookie record with 699 punt return yards in 2011, surpassing the previous record of 656, set by Pittsburgh's Louis Lipps in 1984. In addition to being a rookie record, his 699 punt return yards rank as the second-highest single-season total in NFL history behind Desmond Howard's 875 yards for Green Bay in 1996.
- His 99-yard punt return TD in overtime against St. Louis in Week 9 was the second-longest punt return in NFL history (103, Robert Bailey, 10/23/94). It also tied for the longest play in overtime in NFL history (99-yard pass from Philadelphia's Ron Jaworski to Mike Quick, 11/10/85).
- Named NFC Special Teams Player of the Week twice (Week 9 and Week 12) and was named NFC Special Teams Player of the Month for November.
- Came in at #55 on NFL Network's The Top 100: Players of 2012. The rankings were based on a poll of current NFL players.
- One of the nation's most decorated collegiate players during his junior season at LSU in 2010, winning both the Bednarik Award (nation's top defender) and the Thorpe Award (nation's top defensive back). Was the first LSU player to win either award and became the first defensive back to win the Bednarik Award since Michigan's Charles Woodson in 1997.
- Is a cousin of former Cardinals and Steelers CB Bryant McFadden, Pittsburgh DB Walter McFadden, Washington WR Santana Moss and former WR Sinorice Moss.

PRO CAREER:

The Cardinals first-round selection (5th overall) in the 2011 NFL Draft, earned Pro Bowl honors and was named first-team All-Pro as a kick returner while also starting all 16 games at cornerback.

2011: Started all 16 games at CB and had a record-setting season as a punt returner, scoring four TDs and totaling 699 yards on 44 returns … tied the NFL single-season record and set the franchise all-time record with four punt return TDs … established an NFL rookie record with 699 punt return yards, which is also a franchise single-season record and ranks as the second-highest single-season total in NFL history (Desmond Howard, 875, 1996) … led the league with four punt return TDs and 699 punt return yards and ranked second with a 15.9-yard return average … selected to the Pro Bowl as a kick returner, becoming the first Cardinal rookie since Anquan Boldin (2003) to earn Pro Bowl honors; joined Johnny Bailey (1992) and Vai Sikahema (1986, 87) as the only players in franchise history to be named to the Pro Bowl as a kick returner … named to the AP All-Pro team as a kick returner, the only rookie named to the team … on defense, totaled 63 tackles and one sack, and tied for second on the team with two INTs and 13 passes defensed … blocked two FGs, helping the Cardinals lead the NFL with five blocked FGs on the season … started at CB in first career NFL game vs. Car (9/11); scored the game-winning TD with an 89-yard punt return in the fourth quarter, which marked the second-longest punt return in franchise history at the time (95 yards, Frank Bernardi, 10/14/56 at Washington); became the first player in Cardinals history to return a punt for a TD in the season opener and it was the third-longest play on opening weekend in team history; became the fifth Cardinals rookie to return a punt for a TD; also recorded three unassisted tackles on defense … collected seven tackles @ Was (9/18) and returned two punts for 30 yards … recorded his first career INT @ Sea (9/25) … totaled a team-leading seven solo tackles and had two passes defensed vs. NYG (10/2) … matched his career high with seven unassisted tackles vs. Pit (10/23) …

FROM A DISTANCE

The four punt return TDs by CB **Patrick Peterson** in 2011 were impressive enough, but the distance they covered placed him on another level.

With punt return TDs of 89, 82, 99 and 80 yards, Peterson became the first player in NFL history with four punt return TDs of 80+ yards in a single season.

In NFL history there have been six players who have returned a punt 80+ yards for a TD at least four times in their career. Peterson accomplished the feat in his first 31 career returns.

Players With 4 Punt Return TDs of 80+ Yards (Career)

TDs	Player (Team)	Years	Returns
5	Devin Hester (Chi)	2006-	206
	Eric Metcalf (Cle, SD, Was)	1989-2002	351
4	**Patrick Peterson (Ari)**	**2011-**	**44**
	Darrien Gordon (SD, Den)	1993-2002	314
	Dante Hall (KC, StL)	2000-2008	216
	Tamarick Vanover (KC)	1995-2002	197

In franchise history, there have been 10 punt return TDs of at least 80 yards and Peterson has four of them. Prior to Peterson, the last Cardinals player to return a punt 80+ yards for a TD was Chuck Latourette (86 yards) in 1968.

Punt Return TDs of 80+ Yards—Franchise History

TDs	Player, Year	Distance
4	**Patrick Peterson, 2011**	**99, 89, 82 and 80 yards**
1	Chuck Latourette, 1968	86 yards
	Johnny Roland, 1966	86 yards
	Ken Hall, 1959	84 yards
	Frank Bernardi, 1956	95 yards
	Don Paul, 1950	82 yards
	Phil Sarboe, 1935	88 yards

Peterson had four of the 10 punt return TDs of 80+ yards in the NFL in 2011.

Longest Punt Returns in the NFL—2011

Yds	Player, Team	Game
99t	**Patrick Peterson, Arizona**	**vs. St. Louis, 11/6**
90t	Eric Decker, Denver	vs. Oakland, 9/12
89t	**Patrick Peterson, Arizona**	**vs. Carolina, 9/11**
88t	Nick Miller, St. Louis	vs. Arizona, 11/27
85t	Eddie Royal, Denver	at Oakland, 11/6
84t	Josh Cribbs, Cleveland	vs. Baltimore, 12/24
82t	**Patrick Peterson, Arizona**	**at Baltimore, 10/30**
82t	Devin Hester, Chicago	vs. Detroit, 11/13
80t	**Patrick Peterson, Arizona**	**at St. Louis, 11/27**
80t	Randall Cobb, Green Bay	vs. Minnesota, 11/14
80t	Leodis McKelvin, Buffalo	vs. Denver, 12/24

Peterson's 99-yard game-winning punt return TD in overtime against the Rams in Week 9 was the second-longest punt return in NFL history.

NFL Record-Longest Punt Returns

Yds	Player	Team	Opp
103t	Robert Bailey	LA Rams	vs. NO, 10/23/94
99t	**Patrick Peterson**	**Arizona**	**vs. StL, 11/6/11**
98t	Terance Mathis	NY Jets	vs. Dal, 11/4/90
	Dennis Morgan	Dallas	vs. StL, 10/13/74
	Charlie West	Minnesota	vs. Was, 11/3/68
	Gil LeFebvre	Cincinnati	vs. Brooklyn, 12/3/33

The Week 12 matchup between the Cards and Rams was the first in NFL history in which each team recorded a punt return TD of 80+ yards. In addition to Peterson's 80-yard return, the Rams Nick Miller also returned a punt 88 yards for a TD.

It also marked the first game to feature both teams each having a punt return TD since 10/19/09, when Denver's Eddie Royal returned a punt 71 yards and San Diego's Darren Sproles returned a punt 77 yards.

A ROOKIE MAKES IT TO CANTON

In the midst of his record-setting rookie season as a punt returner, Cardinals CB **Patrick Peterson** was recognized by the Pro Football Hall of Fame in Canton, OH.

Last November, after Peterson had tied the NFL's single-season record with four punt return touchdowns in just 11 games, the Hall of Fame announced it would commemorate his season by displaying the shoes he wore during his 99-yard game-winning touchdown return in overtime against the Rams on November 6. The size 12, Nike cleats are now a part of the Hall's permanent collection.

In addition to the many artifacts from pro football's history on display in Canton, the Hall also collects current items that reflect significant achievements of the present day.

Peterson's 99-yard return was the second-longest punt return in NFL history and it tied for the longest overtime play in league history. It was also just the second game-winning punt return in overtime in NFL history.

returned a punt 82 yards for a TD in the second quarter @ Bal (10/30); marked his second punt return TD of the season, becoming the eighth player in franchise history to have at least two punt returns for TDs in a season; became the first player in team history with two career punt returns of 80+ yards … scored the game-winning TD with a franchise-record 99-yard punt return in overtime vs. StL (11/6); became the first player in NFL history with three punt return TDs in his first eight career games; marked just the second game-winning punt return in overtime in NFL history (Kansas City's Tamarick Vanover, 86 yards vs. San Diego, 10/9/95); was the second-longest punt return in NFL history, behind only the L.A. Rams Robert Bailey's 103-yard TD return vs. New Orleans on 10/23/94; became the first player in franchise history with three punt return TDs in a season and tied Ollie Matson and Vai Sikahema for the franchise career record; became the first player in Cardinals history and just the eighth player in the NFL since 1970 with a punt return TD in consecutive games; also had his second INT of the season, picking off Sam Bradford on a flea flicker in the first quarter, and collected four tackles and a career-high three passes defensed; named NFC Special Teams Player of the Week … blocked David Akers 30-yard FG attempt in the second quarter @ SF (11/20); also had four unassisted tackles on defense and returned two punts for 22 yards … returned a punt 80 yards for a TD in the third quarter @ StL (11/27); fourth punt return TD gave him the most of any player in franchise history, breaking a tie with Ollie Matson and Vai Sikahema; tied the NFL single-season record with four punt return TDs in a season and is just the second rookie to do so (Jack Christiansen, Detroit, 1951); became the first player in NFL history with four punt return TDs of 80+ yards in a season; combined with his 99-yard punt return TD against the Rams in week nine, joined Vai Sikahema (two against Tampa Bay on 12/21/96) as the only Cardinals with multiple punt return TDs against a single opponent in the same season; also led the DBs with five tackles; named NFL Special Teams Player of the Week; became the first player in team history to win Player of the Week twice in the same season against the same team; won NFC Special Teams Player of the Month for November … collected five tackles and matched a career high with three passes defensed vs. Dal (12/4) … recorded his first career sack vs. SF (12/11), helping the Cardinals total five sacks for the second straight game; totaled five tackles and had one QB pressure; also had 44 yards on five punt returns … had a 32-yard punt return in OT that helped lead to the game-winning FG vs. Cle (12/18); collected two tackles on defense … posted one tackle for loss and two passes defensed @ Cin (12/24); also had his first career pass reception on offense; left the game in the second half with an Achilles injury … returned four punts for 63 yards vs. Sea (1/1/12), setting a new rookie record with 699 punt return yards on the season; surpassed previous record-holder Louis Lipps (656, 1984) with a 42-yard return in the second quarter; blocked Steven Hauschka's 24-yard FG attempt in the third quarter, his second FG block of the season and fifth overall by the Cardinals; also had four tackles on defense.

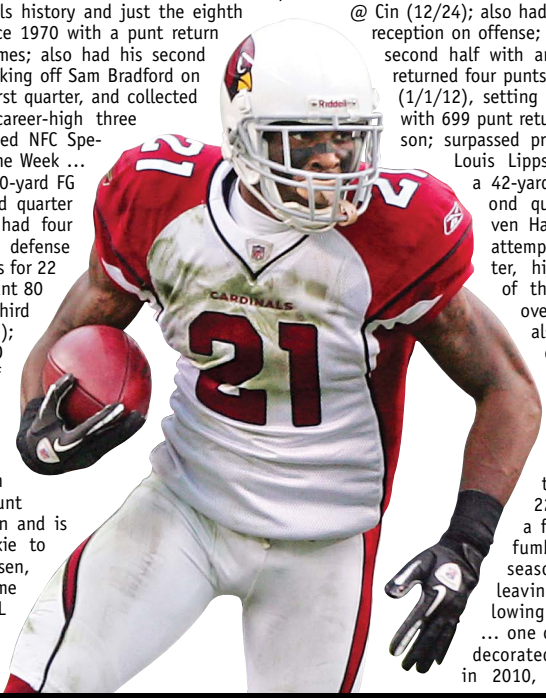

COLLEGE:

Played in 39 games (30 starts) and totaled 135 tackles, seven INTs, 22 passes defensed, a forced fumble and a fumble recovery in three seasons at LSU before leaving for the NFL following his junior season … one of the nation's most decorated collegiate players in 2010, winning both the

THE CLOSER

CB **Patrick Peterson** tied the NFL record for the longest play in overtime history when he returned a punt 99 yards in OT for the game-winning TD in Week 9 vs. St. Louis.

He was back at it again in the win over the Browns in Week 15, and although he didn't win the game with a TD, he did establish another NFL record with his 32-yard punt return in OT that set up the Cardinals game-winning FG attempt.

The 32-yard return in OT against the Browns gave Peterson two punt returns for 131 yards and a TD in OT. In the season finale against Seattle, Peterson had a four-yard return giving him 135 punt return yards in OT in 2011. Although he has played just one season, his 135 punt return yards are the most by any player in overtime in NFL history—for a career.

NFL Record—Career Punt Return Yards in OT

Yds	Player	Year(s)	Ret	Avg
135	**Patrick Peterson**	**2011**	**3**	**45.0**
104	Tamarick Vanover	1995-97	3	34.7
57	Deion Sanders	2000	1	57.0
52	Steve Smith	2003	1	52.0
45	Mark Jones	2005-08	3	15.0

PILING UP THE YARDS

With 699 punt return yards in 2011, CB **Patrick Peterson** established a new NFL record for punt return yards by a rookie, surpassing the previous record held by Pittsburgh's Louis Lipps (656, 1984).

NFL Record—Punt Return Yards in Rookie Season

Yds	Player. Team	Year
699	**Patrick Peterson, Arizona**	**2011**
656	Louis Lipps, Pittsburgh	1984
655	Neal Colzie, Oakland	1975
619	Leon Johnson, NY Jets	1997
608	Mike Haynes, New England	1976

In addition to being an NFL rookie record, Peterson's 699 punt return yards in 2011 rank as the second-highest total in NFL history. Only Desmond Howard, who posted 875 yards for Green Bay in 1996, had more punt return yards in a single season than Peterson.

NFL Record—Punt Return Yards in a Season

Yds	Player. Team	Year
875	Desmond Howard, Green Bay	1996
699	**Patrick Peterson, Arizona**	**2011**
692	Fulton Walker, Miami-L.A. Raiders	1985
666	Greg Pruitt, L.A. Raiders	1983
662	Derrick Mason, Tennessee	2000

Peterson's 699 punt return yards shattered the franchise single season record, previously held by Vai Sikahema who had 550 punt return yards in 1987.

Punt Return Yards in a Season—Franchise Record

Yds	Player, Year
699	**Patrick Peterson, 2011**
550	Vai Sikahema, 1987
522	Vai Sikahema, 1986
462	Kevin Williams, 1997
461	Arnold Jackson, 2001

Peterson's punt return yards came in bunches in 2011. He recorded at least 90 punt return yards in a game four times, joining Billy "White Shoes" Johnson (4, Houston, 1975) as the only players to post at least four games with 90+ punt return yards in a single season dating back to 1960.

After posting 112 punt return yards in Week 8 at Baltimore, Peterson followed that up with 127 punt return yards in Week 9 against the Rams. Those rank as the fourth and fifth best single-game totals in team history.

Punt Return Yards in a Game—Franchise Record

Yds	Player	Opponent
145	Vai Sikahema	vs. Tampa Bay, 12/21/86
143	Chuck Latourette	at New Orleans, 9/29/68
142	Johnny Roland	at Philadelphia, 10/2/66
127	**Patrick Peterson**	**vs. St. Louis, 11/6/11**
112	**Patrick Peterson**	**at Baltimore, 10/30/11**

Peterson's 127 punt return yards against the Rams in Week 9 represented the third-highest single-game total in the NFL in 2011. Peterson had four of the top 10 single-game return yardage totals in the league in 2011.

2011 NFL Leaders—Single-Game Punt Return Yards

Yds	Player, Team	Opponent
135	Leodis McKelvin, Buffalo	Denver, 12/24
128	Eric Decker, Denver	Oakland, 9/12
127	**Patrick Peterson, Arizona**	**St. Louis, 11/6**
122	Devin Hester, Chicago	Detroit, 11/13
112	**Patrick Peterson, Arizona**	**Baltimore, 10/30**
103	Marc Mariani, Tennessee	Carolina, 11/13
101	Davone Bess, Miami	Buffalo, 12/18
98	**Patrick Peterson, Arizona**	**Carolina, 9/11**
97	Brandon Banks, Washington	Dallas, 11/20
95	**Patrick Peterson, Arizona**	**St. Louis, 11/27**

A MAN OF HISTORY



CB **Patrick Peterson** started all 16 games at CB in 2011 but made his biggest impact on special teams.

Peterson tied the NFL record and became just the fourth player in NFL history to return four punts for TDs in a single season. He joined Jack Christiansen (Detroit, 1951) as the only rookies in NFL history with four punt return TDs during their inaugural season.

NFL Record–Punt Return TDs In a Single Season

TDs	Player, Team, Year
4	**Patrick Peterson, Arizona, 2011+**
	Devin Hester, Chicago, 2007
	Rick Upchurch, Denver, 1976
	Jack Christiansen, Detroit, 1951+
3	Devin Hester, Chicago, 2010
	Johnnie Lee Higgins, Oakland, 2008
	Reggie Bush, New Orleans, 2008
	Adam Jones, Tennessee, 2006
	Devin Hester, Chicago, 2006+
	Eric Metcalf, San Diego, 1997
	Darrien Gordon, Denver, 1997
	Desmond Howard, Green Bay, 1996
	LeRoy Irvin, Los Angeles, 1981
	Billy (White Shoes) Johnson, Houston, 1975
	Emlen Tunnell, NY Giants, 1951

+Rookie season

Peterson joined Christiansen as the only players in NFL history with four punt return TDs in their first 11 career games.

After playing just one season, Peterson's four punt return TDs already established a new franchise record. Prior to 2011, Ollie Matson and Vai Sikahema shared the record with three punt return TDs.

Franchise Career Leaders–Punt Return TDs

TDs	Player, Years
4	**Patrick Peterson, 2011**
3	Ollie Matson, 1954, 55 (2)
	Vai Sikahema, 1986 (2), 87
2	Phil Sarboe, 1935
	Jerry Davis, 1948
	Charley Trippi, 1948
	John "Red" Cochran, 1949
	Billy Stacy, 1959
	Bobby Joe Conrad, 1959, 61
	Johnny Roland, 1966, 70

An NFL team has had four or more punt return TDs in a single season just seven times in NFL history. After Peterson's performance in 2011, the Cardinals have now accomplished the feat three times. No other NFL franchise has accomplished the feat more than once.

NFL Record
Most Punt Return TDs in a Season (Team)

TDs	Team, Year
5	**Chicago Cardinals, 1959**
4	**Arizona Cardinals, 2011**
	Chicago Bears, 2007
	Denver Broncos, 1976
	NY Giants, 1951
	Detroit Lions, 1951
	Chicago Cardinals, 1948

PETERSON NAMED FINALIST FOR PEPSI NFL ROOKIE OF THE YEAR

Cardinals cornerback/punt returner **Patrick Peterson** was named a finalist for the 2011 Pepsi NFL Rookie of the Year award. He was one of five finalists for the honor, along with quarterback Andy Dalton (Cincinnati), linebacker Von Miller (Denver), quarterback Cam Newton (Carolina), and linebacker Aldon Smith (San Francisco).

Peterson started all 16 games for the Cardinals in 2011 and led the NFL with 699 punt return yards, and his four punt return touchdowns are tied for the most in a single season in NFL history. As a cornerback, Peterson recorded 63 tackles, 13 passes defensed, two interceptions and one sack. Peterson was named to the NFC's Pro Bowl squad as the team's kick returner and was nominated three times for Pepsi NFL Rookie of the Week. He was also NFC Special Teams Player of the Month for November, twice earning NFC Special Teams Player of the Week in that month.

Fans were able to vote for their choice throughout the month of January, and Newton was announced as the winner at the NFL Honors in Indianapolis on February 4.

NOT JUST AVERAGE

CB **Patrick Peterson** led the NFL in punt return yards (699) and TDs (4) in 2011, while his 15.9-yard average was second to only Chicago's All-Pro returner Devin Hester (16.2).

Avg	Player, Team	Ret	Yds
16.2	Devin Hester, Chi	28	454
15.9	**Patrick Peterson, Ari**	**44**	**699**
12.8	Javier Arenas, KC	32	410
12.3	Ted Ginn, Jr., SF	38	466
11.9	Davone Bess, Mia	37	442

Although he finished second to Hester in 2011, no player in NFL history has ever had a higher punt return average than Peterson's (15.9) when returning at least 40 punts in a season.

NFL Record—Punt Return Avg. (Min. 40 att)

Avg	Player, Team (Year)	Ret	Yds
15.9	**Patrick Peterson, Ari (2011)**	**44**	**699**
15.5	Devin Hester, Chi (2007)	42	651
15.3	Billy "White Shoes" Johnson, Hou (1975)	40	612
15.1	Desmond Howard, GB (1996)	58	875
14.5	J.T. Smith, KC (1980)	40	581

Bednarik Award (nation's top defender) and the Thorpe Award (nation's top defensive back) … was the first LSU player to win either award and became the first defensive back to win the Bednarik Award since Michigan's Charles Woodson in 1997 … scored four TDs during his Tigers career, returning two punts, an INT and a blocked FG for TDs … unanimous All-American selection as a junior in '10, became the first player in school history to win the Bednarik Award as the nation's top defender … also became the first player in LSU history to win the Thorpe Award as the nation's top DB … earned SEC Defensive Player of the Year and Special Teams Player of the Year honors from the league's coaches … All-SEC first-team selection as a CB and return specialist … a defensive captain, started all 13 games at right CB and totaled 42 tackles (29 solos), four INTs and six passes defensed … added 1.5 tackles for loss, one QB hurry and blocked a FGA for an LSU defense that ranked in the top 12 nationally in three categories (scoring defense, pass defense and total defense) … returned two punts for TDs … established school records with 32 kickoffs for 932 yards, ranking first in the SEC and ninth in the country with an average of 29.1 yards per return … 932 kick return yards ranked as the fifth-best total in SEC history and shattered the previous school record of 618 yards, established by Domanick Davis in 1999 … returned 26 punts for 418 yards and two TDs, placing first in the SEC and fourth in the country with an average of 16.1 yards per return … All-SEC second-team choice by the league's coaches and media and co-recipient of LSU's Percey E. Roberts Award as the team's most outstanding defensive player during his sophomore season in '09 … earned second-team All-America honors from the Sporting News … started all 13 games at right CB and tallied a career-high 52 tackles (43 solos), two INTs (one of which he returned for a TD) and 13 passes defensed … also recovered one fumble … held Georgia standout WR A.J. Green to just four catches earlier in the year and limited Alabama WR Julio Jones to just three receptions … picked up a blocked FGA and raced 53 yards for a TD in the first quarter at Ole Miss … played in 13 games with four starts as a freshman in '08, starting the final four contests of the season, including a bowl win over Georgia Tech … totaled 41 tackles, an INT, three passes defensed, a forced fumble and a QB hurry.

PERSONAL:

One of the most highly prized recruits in the country, was named the USA Today Defensive Player of the Year as a senior in 2007 at Blanche Ely (Pompano Beach, FL) High School and was named to the Parade All-America team and the USA Today All-America Team … played in the U.S. Army All-American Bowl and was one of six finalists for the U.S. Army Player of the Year Award … totaled 21 tackles and five INTs as a senior, adding 733 yards rushing and 11 TDs on offense … as a junior, earned All-Broward County first-team and 5A All-State second-team honors after totaling seven INTs and 37 tackles … scored six TDs as a junior, three on kickoff returns, two as a receiver and one on the ground … rushed for 213 yards on just 10 carries as a RB … brother, Avery Johnson, is a WR at LSU … went by the name Patrick Johnson (his mother's maiden name) before formally changing his last name to Peterson in August 2008, to match his biological father, Patrick, Sr. … Sports Administration major.

PETERSON CAREER STATS

			Tackles			Sacks		Interceptions							
Year	Team	GP/GS	Solo	Asst	Ttl	Sk	Yds	Int	Yds	Lg	TD	PD	FR	FF	STT
2011	Ariz	16/16	57	6	63	1.0	4	2	1	1	0	13	0	0	0
Total		**16/16**	**57**	**6**	**63**	**1.0**	**4**	**2**	**1**	**1**	**0**	**13**	**0**	**0**	**0**

Single Game Highs:

Total Tackles: 7, three times, last vs. Pittsburgh, 10/23/11; **Solo Tackles:** 7, twice, last vs. Pittsburgh, 10/23/11; **Interceptions:** 1, twice, last vs. St. Louis, 11/6/11; **Sacks:** 1, vs. San Francisco, 12/11/11; **Passes Defensed:** 3, twice, last vs. Dallas, 12/4/11.

Additional Statistics:

Blocked Field Goals: Career: 2; 1, vs. Seattle, 1/1/12; 1, @ San Francisco, 11/20/11; **Rushing: Career:** 1-0: 1-0 @ St. Louis, 11/27/11; **Receiving: Career:** 1-(-1): 1-(-1) @ Cincinnati, 12/24/11.

PETERSON CAREER STATS (CONT.)

Punt Returns

Year	Team	Att	Yds	Avg	Lg	FC	TD
2011	Ariz	44	699*	15.9	99t	22	4+
Total		**44**	**699**	**15.9**	**99t**	**22**	**4**

*Led NFL +Ties NFL Single-Season Record

Single Game Highs:

Punt Returns: 6, @ Philadelphia, 11/13/11; **Punt Return Yards:** 127, vs. St. Louis, 11/6/11; **Long Punt Return:** 99t, vs. St. Louis, 11/6/11 (OT); **Punt Return Touchdowns:** 1, four times, last @ St. Louis, 11/27/11.

PETERSON GAME-BY-GAME STATS

Punt Returns

2011

Date	Opp.	Att	Yds	Avg	Lg	TD	FC
Sept. 11	CAR	2	98	49.0	89t	1	2
Sept. 18	@ Was	2	30	15.0	29	0	1
Sept. 25	@ Sea	4	19	4.8	12	0	1
Oct. 2	NYG	3	28	9.3	12	0	0
Oct. 9	@ Min	0	0	0.0	0	0	3
Oct. 23	PIT	0	0	0.0	0	0	2
Oct. 30	@ Bal	4	112	28.0	82t	1	0
Nov. 6	STL	4	127	31.8	99t	1	1
Nov. 13	@ Phi	6	27	4.5	10	0	2
Nov. 20	@ SF	2	22	11.0	12	0	1
Nov. 27	@ StL	4	95	23.8	80t	1	1
Dec. 4	DAL	1	1	1.0	1	0	1
Dec. 11	SF	5	44	8.8	19	0	1
Dec. 18	CLE	3	33	11.0	32	0	1
Dec. 24	@ Cin	0	0	0.0	0	0	1
Jan. 1	SEA	4	63	15.8	42	0	4
Total		**44**	**699**	**15.9**	**99t**	**4**	**22**



WILLIAM POWELL

33 | RUNNING BACK

HT. 5-9 | WT. 207

COLLEGE
Kansas State

HOMETOWN
Duncanville, TX

HOW ACQUIRED
FA-11

YEARS NFL | CARDINALS
1 | 1

DOB: March 9, 1988

PRO CAREER:

Signed by the Cardinals as a rookie free agent on 7/27/11. Released on 8/2/11 and re-signed on 8/22/11. Released following training camp on 9/2/11. Re-signed to the Cardinals practice squad on 12/21/11 and signed a futures contract on 1/5/12.

COLLEGE:

Played two seasons at Kansas State after transferring from Navarro Junior College, playing in 15 games and totaling 23 carries for 250 yards (10.9 yard avg.) and four TDs to go along with 21 kick returns for 726 yards (34.6 yard avg.) and one TD for the Wildcats … appeared in nine games as a senior in '10 as both a RB and return man … as a junior in '09, appeared in six games as a reserve and on special teams, totaling two special teams tackles … at the junior college level, Powell amassed 937 rushing yards and eight TDs on 139 carries in two seasons … added four receptions for 52 yards and a TD … his 937 yards rushing marked the second-best total in the Southwest Junior College Football Conference and 16th best total in the National Junior College Athletic Association.

PERSONAL:

Attended Duncanville (TX) High School … one of 55 nationwide candidates for a 2011 Rudy Award, given to honor those who demonstrate exemplary character, courage, contribution, and commitment as members of their collegiate football teams.

KERRY RHODES

25 | FREE SAFETY

HT. 6-3 | WT. 212

COLLEGE
Louisville

HOMETOWN
Bessemer, AL

HOW ACQUIRED
TR-10 (Jets)

YEARS NFL | CARDINALS
8 | 3

DOB: August 2, 1982

NOTE CARDS

- One of the Cardinals biggest playmakers on defense, Rhodes has recorded 147 tackles, 3.0 sacks, four INTs and six fumble recoveries (two of which he returned for TDs) in 23 games for Arizona.
- Despite missing nine games in '11, his six fumble recoveries over the last two seasons are tied with New England's Rob Ninkovich and Carolina's James Anderson for the highest total in the NFL during that span. His six fumble recoveries as a member of the Cardinals are more than he had in 80 games over five seasons with the NY Jets (5).
- Suffered a broken foot in Week 5 of the 2011 season at Minnesota which sidelined him for the next eight games. When he sat out the Week 7 matchup vs. Pittsburgh, it snapped a streak of 101 consecutive games played which was the NFL's second-longest streak in the NFL among safeties behind the Giants Deon Grant (166).
- Established a career high with 111 tackles in 2010 in his first season with the Cardinals.
- Recorded two fumble recoveries for TDs in '10, tying the NFL single-season record and becoming only the 36th player in NFL history to accomplish the feat. Joined Leo Sugar (1957) as the only Cardinals players to do so.
- Returned fumbles for TDs against the Chargers in Week 4 (42 yards) and against the Saints in Week 5 (27 yards) of the '10 season, becoming the first player with a 25+ yard opponent's fumble return for TD in back-to-back games since 1997 (Tennessee's Marcus Robertson).
- Piled up 174 return yards on four INTs, the second-highest yardage total in the NFL in '10 behind Baltimore's Ed Reed (183).
- Was the only player in the NFL with at least four INTs and four fumble recoveries in '10, becoming the first player to accomplish the feat since 2004 (Donovin Darius, Jacksonville).
- Earned second-team All-Pro honors from the Associated Press after recording four INTs and five sacks in 2006. His five sacks were the most ever by a Jets defensive back in a single-season.
- Acquired by the Cardinals in a trade with the NY Jets on March 6, 2010.
- During the 2011 offseason, was inducted into the Kentucky Pro Football Hall of Fame, joining the ninth HOF class that also included former Super Bowl MVP Phil Simms. Kentucky is the only state with its own Pro Football Hall of Fame.

PRO CAREER:

Originally selected by the Jets in the fourth round (123rd overall) of the 2005 NFL Draft. Appeared in 80 games (78 starts) in five seasons with New York. Signed a five-year contract extension with the Jets on 4/10/08 and was traded to the Cardinals on 3/6/10 in exchange for Arizona's fourth-round selection in 2010 and seventh-round selection in 2011.

2011: Started seven games and recorded 36 tackles, two sacks, four passes defensed and tied for the team lead with two fumble recoveries … missed eight games after breaking a bone in his foot and one game with an ankle injury … led the defensive backfield with seven tackles and a sack of Cam Newton in the season opener vs. Car (9/11) … posted a team-leading nine tackles with one sack and one pass defensed @ Was (9/18); recorded a sack in back-to-back games for the first time since 2006 (9/17 vs. New England and 9/24 @ Buffalo); first time since 2007 he had multiple sacks in a season … played in his 100th consecutive game and had four unassisted tackles vs. NYG (10/2) … left the game after suffering a broken bone in his foot in the first half @ Min (10/9); had two solo tackles before the injury … inactive due to foot injury vs. Pit (10/23); first missed game of his seven-year career snapping a streak of 101 consecutive games played … inactive (foot) in the next seven games … returned from injury and collected five tackles, including one for loss, and one pass defensed vs. Cle (12/18) … recovered two fumbles in the fourth quarter @ Cin (12/24); became the first Cardinal since Renaldo Hill on Oct. 6, 2002 at Carolina with two fumble recoveries in a game; also collected five tackles and two passes defensed … inactive due to ankle injury vs. Sea (1/1/12).

2010: Had one of the best seasons of his career in his first year in Arizona, setting career highs with 111 tackles, 174 INT return yards (second most in the NFL) and four fumble recoveries, two of which he returned for TDs to lead the NFL, while starting all 16 games ... ranked second in the NFL with four fumble recoveries, which tied for the second-highest single-season total in franchise history and the highest total since Michael Bankston (5) in 1993 ... surpassed 100 tackles for the second time in his career ... started first game as a member of the Cardinals, registering one QB hit, one tackle for loss and a 65-yard INT return in the fourth quarter @ StL (9/12) ... finished with seven tackles before being disqualified for grabbing an official with four minutes left in the game @ Atl (9/19) ... recorded team highs with 11 tackles and three passes defensed as well as one tackle for loss and one QB pressure vs. Oak (9/26) ... returned a fumble 42 yards for a TD in the second quarter to tie the game @ SD (10/3); marked second career TD (11-yard fumble return @ NYG 10/7/07) and first as a member of the Cardinals ... registered five tackles and for the second consecutive week returned a fumble 27 yards for a TD to give Arizona a 23-13 lead in the fourth quarter vs. NO (10/10); marked third career fumble return for a TD and second as a Cardinal; became the first player in franchise history with fumble returns for TDs in back-to-back games; two fumble returns for TDs tied for second most in franchise history (Leo Sugar, 3) ... finished with a team-high nine tackles vs. TB (10/31), as well as first blocked FG of career; blocked kick kept AZ within three points with 3:16 to play in the game and gave the Cards the ball at the AZ 43-yard line ... finished second on the team with nine tackles @ Min (11/7) and returned an INT for a career-long 66 yards before being stripped on the MN one-yard line and the ball going out of the back of the end zone for a touchback ... recorded seven tackles, one sack, one INT and one pass defensed vs. StL (12/5); marked first career game with a sack and INT; first sack since 10/26/08 vs. KC ... recorded eight tackles, one fumble recovery, and one INT vs. Den (12/12); returned INT 33 yards to the Denver 24-yard line, setting up a TD on the ensuing drive to put AZ up 13-3; marked the second time in his career he recorded an INT and fumble recovery in the same game (11/9/08 vs. StL); surpassed 500 career tackles ... recorded a team-high 11 tackles, one pass defensed and one fumble recovery vs. Dal (12/25).

2009: Part of Jets defensive unit that finished the season ranked No. 1 in the NFL in total defense for the first time in franchise history ... started 14 of 16 regular season games and all three postseason contests ... led the team with nine tackles and posted two QB hits and one pass defensed vs. NE (9/20); part of a defensive unit that did not allow an offensive TD for the second consecutive game ... had seven tackles, a QB hit and a pass defensed while holding the Saints top ranked offense to just 10 points @ NO (10/4) ... served as a game captain, recording two tackles and a QB hit while helping hold the Dolphins offense to just 104 net yards, the fourth-lowest total in franchise history vs. Mia (11/1) ... for the first time in his career, did not start, but saw action at safety and recorded his first multi-INT game vs. Car (11/29), intercepting Jake Delhomme twice ... returned to the starting lineup and recorded his third INT in three games @ TB (12/13) while also tallying three tackles and a pass defensed ... recovered a fumble and returned it 44 yards, setting up a Jets TD on the ensuing drive in the regular season finale vs. Cin (1/3/10) ... in his second career postseason game, totaled four tackles in the Wild Card match-

SAFETY SACK LEADERS

Dating back to 2005, **Adrian Wilson** and **Kerry Rhodes** are among the league leaders in sacks among active safeties.

Sack Leaders—NFL Safeties (2005-present)

Sacks	Player	Team
19.5	**Adrian Wilson**	**Arizona**
17.0	Roman Harper	New Orleans
12.0	**Kerry Rhodes**	**Arizona**
11.0	Yeremiah Bell	NY Jets
	Chris Crocker	FA

RHODES PICKS IT UP

In his first season in Arizona in 2010, FS **Kerry Rhodes** served as a consistent playmaker in the Cardinals secondary. In addition to posting a career-high 111 tackles in 2010, Rhodes was the only player in the NFL to record at least four INTs and four fumble recoveries, becoming the first NFL player to do so since Jacksonville's Donovin Darius in 2004.

In addition to his four fumble recoveries during the '10 season, Rhodes tied DT Darnell Dockett for the team lead with two fumble recoveries in 2011.

Rhodes in Arizona—Fumble Recovery Statistics

- With six fumble recoveries during his first two seasons in Arizona, Rhodes tied New England's Rob Ninkovich and Carolina's James Anderson for the most fumble recoveries in the NFL among defensive players between 2010-11, despite missing nine games due to injury.

NFL Leaders—Opponent Fumble Recoveries (2010-11)

FR	Player, Team
6	**FS Kerry Rhodes, Arizona**
	DE Rob Ninkovich, New England
	LB James Anderson, Carolina
5	**DT Darnell Dockett, Arizona**
	DE Jared Allen, Minnesota
	DE Justin Tuck, NY Giants
	LB Jonathan Vilma, New Orleans
	DB Charles Tillman, Chicago
	DT Sione Pouha, NY Jets

- Rhodes returned two of his four fumble recoveries for TDs in '10, tying the NFL single-season record and becoming just the 36th player in league history to accomplish the feat. He joined Leo Sugar (1957) as the only Cardinals players to record two fumble returns for TDs in a season.
- Rhodes' fumble return TDs in '10 came in back-to-back weeks (42 yards at San Diego in Week 4 and 27 yards vs. New Orleans in Week 5) and he became the first NFL player with a 25+ yard opponent's fumble recovery for TD in back-to-back games since Tennessee's Marcus Robertson in 1997.
- Having played just 23 games with the Cardinals, Rhodes' two fumble returns for TDs rank as the second-highest total among any player in franchise history. The only person with more career fumble returns for TDs is Leo Sugar, who totaled three from 1954-60.

Franchise Record—Career Fumble Returns for TDs

TDs	Player, Years
3	Leo Sugar, 1954, '57 (2)
2	**Kerry Rhodes, 2010 (2)**
	Adrian Wilson, 2004, '06
	Aeneas Williams, 1993, '00
	Rod Saddler, 1989, '91
	Larry Stallings, 1965, '69
	Larry Wilson, 1963, '69
	Don Brumm, 1965, '68

- Rhodes' four fumble recoveries ranked as the second-highest total in the NFL in '10 and he joined Giants DE Justin Tuck (5) as the only NFL defenders to record at least four fumble recoveries on the season.
- In franchise history, only Michael Bankston (5, 1993), Chuck Walker (5, 1969) and Tom Wham (5, 1950) recorded more fumble recoveries in a single season than Rhodes did in '10.

up @ Cin (1/9/10) ... recorded a postseason career-high seven tackles and sacked Philip Rivers in the fourth quarter of the Divisional matchup @ SD (1/17/10); recovered a SD onside kick attempt with 2:12 left in the game ... served as game captain and recorded five tackles in the AFC Championship Game @ IND (1/24/10).

2008: Started all 16 games for the Jets for the fourth consecutive season, finishing third on the team with 81 tackles ... recorded two INTs, a sack, five passes defensed and two fumble recoveries ... recorded seven tackles and a sack vs. KC (10/26) ... recovered his first fumble of the season and returned it 18 yards, setting up a Jay Feely FG vs. StL (11/9); followed that play by intercepting Marc Bulger and returning it 50 yards, setting up a Jets TD on the ensuing drive ... recovered his second fumble of the season @ NE (11/13) ... registered a season-high nine tackles vs. Den (11/30) ... sealed the Jets win with an INT of J.P. Losman with 10 seconds remaining in regulation vs. Buf (12/14).

2007: Led the Jets with five INTs after starting all 16 games for the third consecutive season ... also totaled 68 tackles, two sacks, three passes defensed, two forced fumbles and a fumble recovery that he returned for his first career TD ... recorded his first INT of the season when he stepped in front of a Trent Green pass vs. Mia (9/23) ... forced a Brandon Jacobs fumble in the first quarter and returned the fumble 11 yards for his first career TD @ NYG (10/7); also tallied a season-high nine tackles in the game ... took down Donovan McNabb for his first sack of the season vs. Phi (10/14) ... intercepted a Ben Roethlisberger pass in the Jets OT win vs. Pit (11/18) ... picked off a Tony Romo pass and returned it 22 yards @ Dal (11/22) ... had four tackles, two passes defensed and intercepted a John Beck pass and returned it 36 yards @ Mia (12/2) ... stepped in front of a Derek Anderson pass at the end of the first quarter vs. Cle (12/9), becoming the first Jet since Otis Smith (1995) to record an INT in four consecutive games ... sacked Brodie Croyle for an eight-yard loss in an OT victory vs. KC (12/30).

2006: Started all 16 regular season games and the postseason matchup for the Jets, recording a team-high four INTs, 92 tackles, 13 passes defensed and five sacks ... five sacks were the most by a Jets DB in franchise history ... earned second-team All-Pro honors from the AP ... picked off a Kerry Collins pass on the first play from scrimmage in the second half of the season opener @ Ten (9/10) ... recorded a strip-sack of Tom Brady that was recovered by the Jets and led to a TD on the ensuing possession vs. NE (9/17)

CARDINALS IN THE COMMUNITY

The Kerry R.H.O.D.E.S. Foundation (Reaffirming Hopes of Dream Endearing Scholars Foundation) was created in 2006 to encourage today's youth to reach for their dreams while also providing young ambitious men and women with the tools to conquer adversity.

The foundation's focus is to provide resources that enable young minds to pursue goals through well equipped educational facilities which provide their students with choices, opportunities and inspiration. One of the primary missions of the foundation is to provide high schools located in financially depressed areas with resources, equipment, programs and activities that will assist with the academic, athletic, and social development of their students. The other primary mission of the foundation is to provide financial assistance to these high schools to enable them to furnish scholarships to certain talented young men and women for the continuation of their academic careers beyond high school.

Rhodes hosted his third annual Holiday Mixer at Barney's of Scottsdale last December. He hosted the holiday dinner, shopping mixer and for the first time, a celebrity billiards tournament to help raise money for his foundation.

He established an annual charity basketball game at Lanier High School (Bessemer, AL) that takes place each offseason to help raise money for the foundation. Rhodes hosted the 5th annual Kentucky Derby youth football camp and celebrity all-star basketball game at his alma mater (University of Louisville) this past May to benefit local youth programs in Kentucky.

In addition to Rhodes' work with his foundation, he participated at the Cardinals annual "Pros vs. G.I. Joes" event at the team's training facility in 2010. The players competed in video games with soldiers who are based in Kuwait as part of a program set up through the USO. He is also an active participant with the NFL's Play 60 campaign to promote 60 minutes of daily exercise for children. He partnered with the NBC Show "The Biggest Loser" and spoke to a group about the importance of working out and proper health and nutrition in May of 2010 in Arizona.

... named AFC Defensive Player of the Week after recording 10 tackles and two strip sacks that led to turnovers, one of which was returned for a TD by LB Victor Hobson @ Buf (9/24) ... led the team with two special teams tackles and recovered an onside kick attempt to help preserve the victory vs. Det (10/22) ... tied for the team lead with 11 tackles and picked off a David Carr pass vs. Hou (11/26) ... recorded a team-high seven tackles vs. Buf (12/10) ... recorded six tackles and a pass defensed in the Wild Card loss @ NE (1/7/07).

2005: Posted 108 tackles and recorded a sack and INT while starting all 16 games during his rookie campaign ... in his first career game and start, totaled seven tackles @ KC (9/11) ... notched the first two passes defensed of his career and for the second straight week, totaled seven tackles vs. Mia (9/18) ... recorded his first career INT in just his third career game when he stepped in front of a Byron Leftwich pass vs. Jax (9/25) ... posted a career-high 12 tackles, a tackle for loss, and sacked Jake Plummer for a 10-yard loss @ Den (11/10); sack was the first of his career ... for the second straight week, recorded double-digit tackles, leading the Jets defense with 10 tackles vs. NO (11/27) ... totaled 11 tackles and two passes defensed in the season finale vs. Buf (1/1/06).

COLLEGE:

Played in 44 games and made 19 starts in his four-year career at Louisville, finishing with 218 tackles, a sack, 11 INTs, 19 passes defensed, three forced fumbles and one fumble recovery ... played with current teammate William Gay during his final two seasons ... recorded 109 tackles, six INTs (one returned 56 yards for a TD), nine passes defensed, two forced fumbles and a fumble recovery while appearing in 12 games (six starts) as a senior in 2004 ... started all 13 games as a junior and recorded 82 tackles, a sack, three INTs (one returned for a TD), one blocked kick and five passes defensed ... appeared in all 13 games as a reserve safety and key special teams performer as a sophomore in 2002, finishing the season with 18 tackles, an INT and two passes defensed ... also blocked a game-winning FG attempt in the final two minutes of regulation at Southern Miss ... saw action in six games as a redshirt freshman and finished the season with nine tackles, an INT and three passes defensed.

PERSONAL:

Two-time all-Metro choice by The Birmingham News and honorable mention All-State performer as a senior QB at Lanier (AL) High School ... threw for more than 1,600 yards and 13 TDs and added another 850 yards and seven TDs on the ground during his senior season ... established the R.H.O.D.E.S. Foundation, the Reaffirming Hopes Of Dream Endearing Scholars Foundation, which launched in July of 2006 at Jay-Z's 40/40 Club in New York City ... majored in Communications.

RHODES CAREER STATS

			Tackles			Sacks		Interceptions							
Year	Team	GP/GS	Solo	Asst	Ttl	Sk	Yds	Int	Yds	Lg	TD	PD	FR	FF	STT
2005	NYJ	16/16	85	23	108	1.0	10	1	0	0	0	9	0	0	9
2006	NYJ	16/16	70	22	92	5.0	43	4	46	25	0	13	1	3	7
2007	NYJ	16/16	50	18	68	2.0	14	5	76	36	0	3	1	2	0
2008	NYJ	16/16	60	21	81	1.0	5	2	50	50	0	5	2	0	0
2009	NYJ	16/14	48	14	62	0.0	0	3	17	11	0	13	1	0	0
2010	Ariz	16/16	86	25	111	1.0	6	4	174	66	0	8	4	0	0
2011	Ariz	7/7	28	8	36	2.0	14	0	0	0	0	4	2	0	0
Total		**103/101**	**427**	**131**	**558**	**12.0**	**92**	**19**	**363**	**66**	**0**	**55**	**11**	**5**	**16**

Single Game Highs:

Total Tackles: 12, @ Denver, 11/20/05; **Solo Tackles:** 10, twice, last vs. New England, 9/17/06; **Interceptions:** 2, vs. Carolina, 11/29/09; **Forced Fumbles:** 2, @ Buffalo, 9/24/06; **Fumble Recoveries:** 2, @ Cincinnati, 12/24/11; **Sacks:** 2, @ Buffalo, 9/24/06; **Touchdowns:** fumble return, 27 yards vs. New Orleans, 10/10/10; fumble return, 42 yards @ San Diego, 10/3/10; fumble return, 11 yards @ NY Giants, 10/7/07.

Additional Stats:

Blocked Field Goals: Career: 1: vs. Tampa Bay, (10/31/10).

RHODES POSTSEASON STATS

			Tackles			Sacks		Interceptions							
Year	Team	GP/GS	Solo	Asst	Ttl	Sk	Yds	Int	Yds	Lg	TD	PD	FR	FF	STT
2006	NYJ	1/1	5	1	6	0.0	0	0	0	0	0	1	0	0	0
2009	NYJ	3/3	11	5	16	1.0	10	0	0	0	0	0	0	1	0
Total		**4/4**	**16**	**6**	**22**	**1.0**	**10**	**0**	**0**	**0**	**0**	**1**	**0**	**1**	**0**

Postseason Single Game Highs:

Total Tackles: 7, @ San Diego, 1/17/10; **Solo Tackles:** 6, @ San Diego, 1/17/10; **Sacks:** 1, @ San Diego, 1/17/10; **Forced Fumbles:** 1, @ San Diego, 1/17/10.

ANDRE ROBERTS

12 | WIDE RECEIVER

HT. 5-11 | WT. 195

COLLEGE
The Citadel

HOMETOWN
Columbia, SC

HOW ACQUIRED
D3/10 (88th)

YEARS NFL | CARDINALS
3 | 3

DOB: January 9, 1988

NOTE CARDS

- The Cardinals third round selection (88th overall) in the 2010 NFL Draft, Roberts has appeared in 31 games (18 starts) in his first two seasons, including starts in all 16 games during the 2011 season.
- Has two career 100-yard games, both coming against the Dallas Cowboys. During the Christmas Day matchup in 2010, hauled in five receptions for 110 yards and a TD, becoming the first Cardinals rookie to post a 100-yard receiving game since Anquan Boldin (122 at Seattle, 12/21/03). In 2011, posted a career-high 111 yards on six receptions in the overtime win against Dallas, including four receptions for 92 yards in the fourth quarter and OT.
- Caught a game-winning TD pass from QB John Skelton in the fourth quarter against the San Francisco 49ers in Week 14 of the '11 season.
- Roberts 74-yard TD reception against the Cowboys in the '10 meeting was the longest TD reception by a Cardinals rookie since WR Ernie Jones' 93-yard TD reception on 12/10/88 vs. Philadelphia
- Became the 12th player ever drafted from The Citadel and the second-highest draft pick in school history. Only LB John Small, selected 12th overall by the Falcons in the 1970 NFL Draft, was selected higher. He also became the first receiver from the school ever selected in the draft.

PRO CAREER:

The Cardinals third-round selection (88th overall) in the 2010 NFL Draft, Roberts appeared in 31 games with 18 starts in his first two seasons with Arizona.

2011: Started all 16 games, posting career highs with 51 catches for 586 yards and tying a career best with two TDs … also had 27 rushing yards on three carries and 33 yards on two kickoff returns … had two receptions for 21 yards in the season opener vs. Car (9/11) … started at WR vs. NYG (10/2) and also had one kickoff return for 21 yards … totaled three receptions for 36 yards @ Min (10/9) … collected five receptions for 55 yards vs. StL (11/6); had a 20-yard catch to convert a 3rd-n-14 in the second quarter … matched his previous week's output with 55 yards on four catches @ Phi (11/13); had his first career rushing attempt for 12 yards and returned one kickoff for 12 yards … recorded a team-high 51 yards on three receptions, including a season-long 45-yard catch in the third quarter @ SF (11/20) … posted a career-high 111 yards and equaled a career best with six catches vs. Dal (12/4); both of his 100-yard receiving games in his career have come against the Cowboys; had four catches for 92 yards in fourth quarter and OT; collected receptions of 40 and 22 yards on the Cardinals game-tying TD drive in the fourth quarter; caught two passes for 30 yards on the overtime TD drive; five of six receptions resulted in first downs … had two catches for eight yards, including a three-yard TD in the fourth quarter that proved to be the game-winning score vs. SF (12/11); marked first TD of the season and third of his career … tied a career-high with six catches for 60 yards and a TD vs. Cle (12/18); nine-yard TD in the second quarter gave him a TD in consecutive games; also had a seven-yard rush on a reverse … caught six passes for 75 yards @ Cin (12/24); had five catches for 53 yards in the fourth quarter; marked the third time in four games he has tied his career high with six catches.

2010: Served as the Cardinals primary punt returner and backup kick returner while also earning two starts at WR in 15 games played … finished fourth on the team with 24 receptions for 307 yards and two TDs … in the final two weeks of the season, totaled nine receptions for 133 yards and one TD … inactive for the season opener @ StL (9/12) … gained six yards on two punt returns vs. Oak (9/26) … registered first two receptions of his career vs. NO (10/10), both resulting in first downs … made first career start as part of a three WR formation and recorded 40 yards on two receptions @ Sea (10/24); also registered 37 yards on four punt returns (9.3 avg.), including a 22-yard return … posted first career TD reception @ Min (11/7), a 30-yard catch-and-run that gave AZ a 14-10 lead going into halftime … had a career-high six receptions for 52 yards while seeing extra time at WR after Early Doucet left the game in the second quarter with an injury @ KC (11/21); also recorded first career kickoff return (20 yards), helping to fill in for injured KR LaRod Stephens-Howling … had one of his best games of the season as a return man vs. Den (12/12), establishing career highs with five punt

returns for 72 yards (14.4-yard avg.) and a career-long of 25 yards … returned two punts for nine yards and helped fill in for an injured Stephens-Howling by returning two kicks for 72 yards, including a career-long of 47 yards @ Car (12/19) … registered best overall game of the season vs. Dal (12/25), totaling 244 all-purpose yards: team-high 110 receiving yards on five receptions with career-long 74-yard TD while stepping in for the injured Doucet, 25 yards on four punt returns (6.3 avg.), and a career-best 109 yards on five kickoff returns (21.8 avg.) with a long of 32 yards; 110 receiving yards marked a season high and first 100-yard receiving game of his career; 74-yard TD was the longest reception of the season for the Cards, longest scoring pass by AZ since 12/21/08 at NE (Larry Fitzgerald 78 yards from Matt Leinart) and the longest TD reception by a Cards rookie since 12/10/88 (WR Ernie Jones: 93-yard TD rec. from Neil Lomax); converted a 3rd-n-7 with a 21-yard reception to keep a fourth quarter drive alive that resulted in a FG to put AZ up 24-20 … earned second career start in the season finale @ SF (1/2/11), recording four receptions for 23 yards as well as five kickoff returns for 104 yards.

COLLEGE:

Started 35 of the 45 games he appeared in during his career and holds virtually every school record as both a receiver and a punt returner at The Citadel … holds school records for career receptions (285), receiving yards (3,743), receiving TDs (37), 100-yard receiving games (17), punt return yards (1,160), punt return average (13.9) and all-purpose yards (5,215) … also holds school single-season records for receptions (95), receiving yards (1,334), TD receptions (14), punt return yards (461) and punt return average (19.2) … as a junior in '08, became the first Bulldog to lead the nation in punt returns, averaging 19.2 yards (second-best season average in Southern Conference history) on 24 attempts … started all 11 games as a senior and was an All-American and All-Southern Conference first-team selection as an all-purpose player by The NFL Draft Report … All-Southern Conference first-team choice as a receiver, adding second-team honors as a return specialist … served as team captain for the second straight year … led team with 77 receptions for 792 yards (10.3 avg.) and eight TDs and rushed twelve times for 77 yards … added 217 yards on 14 punt returns, as his average of 15.5 yards per punt return ranked sixth in the nation and led the Southern Conference … as a junior, started all 12 games and was named a first-team All-American selection by The NFL Draft Report and American Football Coaches Association, adding second-team honors from the Associated Press … a finalist for the Walter Payton Award, adding All-Southern Conference first-team recognition as a receiver and return specialist … established school records with 95 receptions for 1,334 yards and 14 TDs … led the league and ranked second in the nation with an aver-

SECOND-HALF BREAKTHROUGH

If any Cardinals player exemplified Arizona's breakout success over the final nine games in 2011 it was WR **Andre Roberts**, who finished the season as one of the team's hottest players.

Following his 111-yard outburst in Week 13 against the Cowboys, his second 100-yard performance in two career games against the Cowboys, Roberts followed that up with his first TD grab of the season in Week 14 against the 49ers, which proved to be the game winner. In Week 15 against the Browns, Roberts caught six passes for 60 yards, including a nine-yard TD reception in the second quarter.

Over the final two games, Roberts posted 10 receptions for 99 yards against the Bengals and Seahawks. Below is a look at Roberts stats in the first seven games compared to the final nine.

Breaking Down the 2011 Season for Andre

Statistic	1st 7	Final 9
Receptions	13	38
Yards	133	453
TD Receptions	0	2
Yards Per Reception	10.2	11.9
Receptions Per Game	1.9	4.2
Yards Per Game	19.0	50.3
Receptions of 20+ Yards	0	7

age of 7.9 receptions per game while his average of 111.2 yards receiving per game also paced the league and placed fourth in the nation ... added 94 yards and a TD on 24 carries and completed his only pass attempt for 15 yards while being utilized under center in various "Wildcat" formations ... became the first Bulldog to lead the nation in punt returns, averaging a school season-record 19.2 yards per return on 24 attempts, setting another school mark with 461 yards ... three punts returned for TDs tied the school single-season record ... became just the second player in school history to score over 100 points (108) in a season ... as a sophomore, started 10 of 11 games and was an All-American second-team choice by The NFL Draft Report, adding second-team honors from the Associated Press ... took over the starting "Z" receiver duties and set then-season records (would break these marks in 2008) with 78 receptions becoming the first Bulldog to gain over 1,000 yards receiving (1,060) in a season ... ranked third in the league with 27 punt returns for 289 yards ... appeared in 11 games as a freshman, finishing second on the team with 35 receptions and led the squad with 557 yards and five TDs ... added 43 yards on four rushing attempts and placed second in the league with an average of 10.7 yards on 18 punt returns for 193 yards.

PERSONAL:

Attended Spring Valley (Columbia, SC) High School where he earned all-region and all-area honors as a senior and led the Vikings to the regional championship and state semi-finals ... earned MVP honors for his performance in the 2005 North-South All-Star game ... also lettered in track, leading his team to the state championship in 2003 and a second-place finish as a senior, the season he captured All-State recognition ... Accounting major.

ROBERTS CAREER STATS

			Receiving				
Year	Team	GP/GS	Rec	Yds	Avg	Lg	TD
2010	Ariz	15/2	24	307	12.8	74t	2
2011	Ariz	16/16	51	586	11.5	45	2
Total		**31/18**	**75**	**893**	**11.9**	**74t**	**4**

			Punt Returns					Kickoff Returns				
Year	Team	Att	Yds	Avg	Lg	FC	TD	No	Yds	Avg	Lg	TD
2010	Ariz	35	263	7.5	25	8	0	14	326	23.3	47	0
2011	Ariz	2	-3	-1.5	-1	0	0	2	33	16.5	21	0
Total		**37**	**260**	**7.0**	**25**	**8**	**0**	**16**	**359**	**22.4**	**47**	**0**

Single Game Highs:

Receptions: 6, four times, last @ Cincinnati, 12/24/11; **Receiving Yards:** 111, vs. Dallas, 12/4/11; **Touchdowns:** 1, four times, last vs. Cleveland, 12/18/11; **Long Reception:** 74t, vs. Dallas, 12/25/10; **Long TD Reception:** 74, vs. Dallas, 12/25/10.

Additional Stats:

Rushing: Career: 3-27: 1-12 @ Phi (11/13/11); 1-7 vs. Cle (12/18/11); 1-8 vs. Sea (1/2/12).

ROBERTS GAME-BY-GAME STATS

Receiving

2011

Date	Opp.	GP/GS	No	Yds	Long	TD
Sept. 11	CAR	1/1	2	21	17	0
Sept. 18	@ Was	1/1	3	30	16	0
Sept. 25	@ Sea	1/1	4	38	16	0
Oct. 2	NYG	1/1	0	0	0	0
Oct. 9	@ Min	1/1	3	36	13	0
Oct. 23	PIT	1/1	1	8	8	0
Oct. 30	@ Bal	1/1	0	0	0	0
Nov. 6	STL	1/1	5	55	20	0
Nov. 13	@ Phi	1/1	4	55	20	0
Nov. 20	@ SF	1/1	3	51	45	0
Nov. 27	@ StL	1/1	2	14	9	0
Dec. 4	DAL	1/1	6	111	40	0
Dec. 11	SF	1/1	2	8	5	1
Dec. 18	CLE	1/1	6	60	21	1
Dec. 24	@ Cin	1/1	6	75	22	0
Jan. 1	SEA	1/1	4	24	8	0
Total		**16/16**	**51**	**586**	**45**	**2**

2010

Date	Opp.	GP/GS	No	Yds	Long	TD
Sept. 12	@ StL	Inactive				
Sept. 19	@ Atl	1/0	0	0	0	0
Sept. 26	OAK	1/0	0	0	0	0
Oct. 3	@ SD	1/0	0	0	0	0
Oct. 10	NO	1/0	2	27	14	0
Oct. 24	@ Sea	1/1	2	40	25	0
Oct. 31	TB	1/0	0	0	0	0
Nov. 7	@ Min	1/0	2	29	30t	1
Nov. 14	SEA	1/0	0	0	0	0
Nov. 21	@ KC	1/0	6	52	13	0
Nov. 29	SF	1/0	2	21	12	0
Dec. 5	STL	1/0	0	0	0	0
Dec. 12	DEN	1/0	1	5	5	0
Dec. 19	@ Car	1/0	0	0	0	0
Dec. 25	DAL	1/0	5	110	74t	1
Jan. 2	@ SF	1/1	4	23	8	0
Total		**15/2**	**24**	**307**	**74t**	**2**



DeMARCO SAMPSON

10 | WIDE RECEIVER

HT. 6-2 | WT. 204
COLLEGE
San Diego State
HOMETOWN
Chula Vista, CA

HOW ACQUIRED
D7/11 (249th)
YEARS NFL | CARDINALS
2 | 2
DOB: December 19, 1985

NOTE CARDS

- While playing with current teammate Ryan Lindley over his final two seasons at SDSU, totaled 129 receptions for 2,071 yards and 16 TDs, including a senior campaign in which he posted career highs with 67 catches for 1,220 yards and eight TDs.
- Mother, Karen, is a cousin of former NFL RB Ickey Woods.

PRO CAREER:

Selected by the Cardinals in the seventh round (249th overall) of the 2011 NFL Draft and appeared in 11 games during his inaugural season.

2011: Played in 11 games and had three receptions for 36 yards in his rookie season ... made his NFL debut and saw action at WR and on special teams vs. Car (9/11) ... played on special teams @ Sea (9/25) ... saw action at WR and on special teams vs. NYG (10/2) and @ Min (10/9) ... had two catches for 27 yards vs. Pit (10/23); 15-yard reception in the first quarter marked his first career catch ... collected his first career special teams tackle vs. StL (11/6) ... had a nine-yard reception during Cardinals fourth-quarter TD drive @ SF (11/20) ... appeared on offense and special teams @ StL (11/27) ... saw action on offense vs. Dal (12/4) and vs. SF (12/11) ... inactive due to rib injury vs. Cle (12/18) ... inactive for the final two games.

COLLEGE:

Started 25 of 48 games at San Diego State and recorded 146 receptions for 2,242 yards (15.3 yard avg.) and 18 TDs ... finished 11th in school history in receptions, 10th in receiving TDs and ninth in receiving yards ... over his final two seasons, totaled 129 receptions for 2,071 yards and 16 TDs ... granted a sixth season of eligibility after missing the 2006 and 2007 seasons due to a left foot injury suffered in 2006 fall camp ... originally signed with the Aztecs in February of 2004 and enrolled in classes in January of '05 ... earned All-Mountain West Conference first-team honors and was named All-American honorable mention by Sports Illustrated after starting all 13 games as a senior in '10 ... finished his final season with a career-best 67 receptions for 1,220 yards (18.2 avg.) and eight TDs, ranking second in the MWC in receptions and second in the conference (10th nationally) in receiving yards ... posted six contests with more than 100 yards receiving ... registered a reception in 27 consecutive outings to close out his career ... garnered second-team all-conference accolades after starting all 12 games and leading the team with 62 receptions for 851 yards and eight TDs as a junior in '09 ... had breakout game at Colorado State, totaling 15 receptions for 257 yards and three TDs to help the team rally from a 14-point halftime deficit; marked seventh most receptions in school history and was the 10th highest single game total nationally in 2009; 257 yards set a MWC record in a league game and was third-best in the nation in 2009 ... saw action in 11 games as a sophomore in '08, serving as a reserve WR as well as a punt and kick returner ... had 111 yards on 11 receptions with one TD ... registered 110 yards on seven kick returns with a long of 27 and recorded two punts for two yards ... in '07, missed his second consecutive year recovering from a foot injury ... named scout team co-offensive player of the year ... missed the '06 season after injuring his left foot in fall camp ... one of just two true freshmen to earn a letter in '05 and was the only true freshman to appear in all 12 contests ... finished year with six receptions for 60 yards and a TD ... had six tackles on special teams.

PERSONAL:

Earned San Diego Union-Tribune first-team honors at Castle Park (Chula Vista, CA) High School ... one of the leading scorers in the country as a senior with 110 points ... third-team All-State selection by CalHi-Sports.com ... one of the top 100 prospects (No. 97) in the Far West region according to SuperPrep as well as a top 100 prospect in California by Rivals.com ... standout on both sides of the ball as well as on special teams. ... Social Science major.

SAMPSON CAREER STATS

			Receiving					
Year	Team	GP/GS	Rec	Yds	Avg	Lg	TD	STT
2011	Ariz	11/0	3	36	12.0	15	0	1
Total		**11/0**	**3**	**36**	**12.0**	**15**	**0**	**1**



JAMES SANDERS

39 | SAFETY

HT. 5-10 | WT. 210

COLLEGE
Fresno State

HOMETOWN
Porterville, CA

HOW ACQUIRED
UFA-12

YEARS NFL | CARDINALS
8 | 1

DOB: November 11, 1983

NOTE CARDS

- Has appeared in the playoffs in six of his first seven NFL seasons, including Super Bowl XLII at University of Phoenix Stadium as a member of the Patriots.
- Named AFC Defensive Player of the Week following his performance against the Steelers in Week 10 of the 2010 season, when he returned an INT 32 yards for a TD in the fourth quarter on Sunday Night Football.
- Part of the Patriots secondary in 2006 that allowed just 10 TD passes all season which led the NFL and still stands as the fewest allowed in a season in team history.

PRO CAREER:

Originally drafted by New England in the fourth round (133rd overall) of the 2005 NFL Draft. Re-signed by the Patriots on 3/5/09. Released by New England on 8/29/11. Signed with Atlanta as a free agent on 8/30/11. Signed a one-year contract with Arizona as an unrestricted free agent on 4/5/12.

2011: Played in 15 games with six starts in his only season with Atlanta … totaled 48 tackles, two passes defensed and one fumble recovery … made his Falcons debut @ Chi (9/11) … made first start with Atlanta and recorded three tackles vs. Phi (9/18) … had one pass defensed in consecutive games: @ Sea (10/2) and vs. GB (10/9) … inactive vs. Car (10/16) … started and collected eight tackles vs. NO (11/13) … made his second straight start and posted five tackles vs. Ten (11/20) … led all defensive backs with nine tackles vs. Min (11/27) … notched a season-high 13 tackles and recovered a fumble @ Hou (12/4) … recorded two tackles in regular season finale vs. TB (1/1/12) … collected six tackles in Wild Card game @ NYG (1/8/12).

2010: Appeared in 15 games and made nine starts in his final season with the Patriots … collected 58 tackles and established career highs with three INTs and six passes defensed … totaled five tackles and forced a fumble in season opener vs. Cin (9/12) … recovered a fumble and returned it 25 yards @ SD (10/24) … named AFC Defensive Player of the Week after recording four tackles and returning an INT 32 yards for a TD @ Pit (11/14) … recorded seven tackles and had an INT for the second straight week vs. Ind (11/21); the INT was at the Patriots six-yard line with 31 seconds left and the Patriots leading by three … posted a season-high eight tackles @ Det (11/25) … collected his career-high third INT of the season and added six tackles vs. NYJ (12/6) … had two tackles in Divisional Playoff vs. NYJ (1/16/11).

2009: Played in 14 games with five starts … totaled 48 tackles with three passes defensed … started and had four tackles in season opener vs. Buf (9/14) … recorded four tackles and had a fumble recovery vs. Atl (9/27) … returned to the starting lineup for the final four games of the regular season and one postseason game … collected seven tackles and one pass defensed vs. Car (12/13) … notched five tackles and two passes defensed vs. Jax (12/27) … posted a season-high 11 tackles in regular season finale @ Hou (1/3/10) … had a postseason career-high nine tackles in Wild Card game vs. Bal (1/10/10).

2008: Started all 14 games he appeared in … recorded 64 tackles, three passes defensed, and one INT … collected three solo tackles and one pass defensed in season opener vs. KC (9/7) … had six tackles @ NYJ (9/14) … totaled five tackles and had an INT and a pass defensed vs. Den (10/20) … registered seven tackles vs. NYJ (11/13) … had five tackles and one pass defensed @ Mia (11/23) … collected seven tackles vs. Pit (11/30) … inactive due to injury @ Oak (12/14) and vs. Ari (12/21) … returned from injury and posted a season-high eight tackles @ Buf (12/28).

2007: Made a career-high 15 starts in his first season as a full-time starter for the Patriots … also started all three playoff games … notched a career-high 71 tackles and added two INTs and five passes defensed in helping New England become the first team in NFL history to finish the regular season 16-0 … collected seven tackles vs. Buf (9/23) … registered seven tackles @ Ind (11/4) … had six solo tackles and one pass defensed @ Buf (11/18) … collected his first INT of the season and added two passes defensed vs. Phi (11/25) … picked off a pass for the second straight game and had five tackles @ Bal (12/3) … posted a season-best eight tackles vs. Pit (12/9) … inactive vs. NYJ (12/16) … had four solo tackles in regular season finale @ NYG (12/29) … recorded eight tackles in Divisional Playoff vs. Jax (1/12/08) … collected three solo tackles and recovered a fumble in AFC Championship vs. SD (1/20/08) … started and had four tackles in Super Bowl XLII at University of Phoenix Stadium vs. NYG (2/3/08).

2006: Played in all 16 games with five starts … also started all three postseason games … totaled 44 tackles, one sack and one INT … part of secondary that allowed just 10 TD passes, a mark that led the NFL and stands as the fewest allowed in franchise history for a single season … made first start of the season and had three tackles @ GB (11/19) … collected seven tackles vs. Chi (11/26) … recorded a season-high 11 tackles vs. Det (12/3) … had seven tackles and his first INT of the season vs. Hou (12/17) … registered his first career sack and totaled seven tackles @ Ten (12/31) … posted six tackles and a sack in Divisional Playoff @ SD (1/14/07) … recorded seven tackles and one special teams tackle in AFC Championship @ Ind (1/21/07).

2005: Appeared in 10 games with two starts in his rookie season … had 16 tackles and one INT that he returned for a TD … made his NFL debut @ Atl (10/9) … recorded his first career tackle @ Den (10/16) … had two solo tackles vs. NYJ (12/4) … returned his first career INT 39 yards for a TD @ Buf (12/11) … notched a season-high seven tackles vs. Mia (1/1/06) … saw action in both postseason games.

COLLEGE:

Started 32 of 40 games over three seasons for Fresno State (2002-04) … recorded 238 tackles and 24 tackles for loss with seven INTs, returning one for a TD, and had 18 passes defensed … also had seven sacks, two forced fumbles, two fumble recoveries, and blocked three kicks on special teams … collected 63 tackles as a junior in '04 … had three INTs for 60 yards, including one TD return … was the only sophomore selected to the All-WAC team in '03 … played in every game that season, starting 10 at strong safety … a First-Team Freshman All-American by the Football Writers of America in '02 after playing in every game and finishing second on the team with 82 tackles.

PERSONAL:

Born in Porterville, CA … attended Monache (Porterville, CA) High School … was team captain and MVP in 2000 … named to the Fresno Bee All-Star first team defensive squad … also played WR and RB and returned punts and kicks … majored in Health Science.

SANDERS CAREER STATS

			Tackles			Sacks		Interceptions							
Year	Team	GP/GS	Solo	Asst	Ttl	Sk	Yds	Int	Yds	Lg	TD	PD	FR	FF	STT
2005	NE	10/2	13	3	16	0.0	0	1	39	39t	1	0	1	0	4
2006	NE	16/5	26	18	44	1.0	5	1	21	21	0	0	0	0	1
2007	NE	15/15	52	19	71	0.0	0	2	43	42	0	5	1	1	3
2008	NE	14/14	42	22	64	0.0	0	1	9	9	0	3	0	0	1
2009	NE	14/5	32	16	48	0.0	0	0	0	0	0	3	1	0	3
2010	NE	15/9	42	16	58	0.0	0	3	60	32t	1	6	1	1	3
2011	Atl	15/6	32	16	48	0.0	0	0	0	0	0	2	1	0	2
Total		**99/56**	**239**	**110**	**349**	**1.0**	**5**	**8**	**172**	**42**	**2**	**19**	**5**	**2**	**17**

Single Game Highs:

Total Tackles: 13, @ Houston, 12/4/11; **Solo Tackles:** 9, twice, last @ Houston, 12/4/11; **Interceptions:** 1, eight times, last vs. New York Jets, 12/6/10; **Sacks:** 1, @ Tennessee, 12/31/06; **Forced Fumbles:** 1, twice, last vs. Cincinnati, 9/12/10; **Fumble Recoveries:** 1, five times, last @ Houston, 12/4/11; **Touchdowns:** INT return, 32 yards @ Pittsburgh, 11/14/10; INT return, 39 yards @ Buffalo, 12/11/05.

SANDERS POSTSEASON STATS

			Tackles			Sacks		Interceptions							
Year	Team	GP/GS	Solo	Asst	Ttl	Sk	Yds	Int	Yds	Lg	TD	PD	FR	FF	STT
2005	NE	2/0	0	0	0	0.0	0	0	0	0	0	0	0	0	1
2006	NE	3/3	12	5	17	1.0	10	0	0	0	0	1	0	0	1
2007	NE	3/3	12	3	15	0.0	0	0	0	0	0	0	1	0	1
2009	NE	1/1	8	1	9	0.0	0	0	0	0	0	0	0	0	0
2010	NE	1/0	1	1	2	0.0	0	0	0	0	0	0	0	0	0
2011	Atl	1/0	4	2	6	0.0	0	0	0	0	0	0	0	0	1
Total		**11/7**	**37**	**12**	**49**	**1.0**	**10**	**0**	**0**	**0**	**0**	**1**	**1**	**0**	**4**

Postseason Single Game Highs:

Total Tackles: 9, vs. Baltimore, 1/10/10; **Solo Tackles:** 8, vs. Baltimore, 1/10/10; **Sacks:** 1, @ San Diego, 1/14/07; **Fumble Recoveries:** 1, vs. San Diego, 1/20/08.



RICKY SCHMITT

1 | KICKER/PUNTER

HT. 6-3 | WT. 217
COLLEGE Shepherd
HOMETOWN Virginia Beach, VA
HOW ACQUIRED FA-12
YEARS NFL 1 | CARDINALS 1
DOB: August 17, 1985

PRO CAREER:

Entered the league as a rookie free agent with the Cardinals on 5/14/07. Released by the Cardinals on 8/27/07. Signed by the San Francisco 49ers on 2/14/08 and released on 8/31/08. Signed to the practice squad of the Pittsburgh Steelers on 10/29/08 and released on 11/1/08. Signed to the Oakland Raiders practice squad on 12/15/08. Re-signed by the Raiders on 12/30/08. Released on 9/5/09. Signed with the 49ers on 12/23/09 and placed on injured reserve on 1/2/10. Signed with the Tennessee Titans on 3/15/10 and released on 8/31/10. Signed with the San Diego Chargers on 1/20/11 and was released on 9/3/11.

2011: Out of football after being released by San Diego on 9/3.

2010: Out of football after being released by Tennessee on 8/31.

2009: After being released by the Raiders on 9/5, signed with the 49ers on 12/23 … made his NFL debut vs. Det (12/27) … converted two of three FG attempts and both extra point attempts … placed on injured reserve (hamstring) on 1/2/10.

2008: After being released by San Francisco on 8/31, signed to the Steelers practice squad on 10/29 … released on 11/1 … signed to the Raiders practice squad on 12/15 where he spent the remainder of the season.

2007: Signed as a rookie free agent with the Cardinals on 5/14 and was released on 8/27.

COLLEGE:

Played college football at Shepherd, a Division II school in West Virginia, where he was a second-team All-American in 2006 … holds school records for scoring (250 points), field goals (33), extra points (151) and points in a season (80 in 2005) … a three-time All-WVIAC selection as a punter and two-time first-team selection as a kicker … punted 41 times for a 42.7 yard average with 12 punts inside the 20 and also had eight kickoffs go for touchbacks as a senior … punted 68 times for 2,607 yards and a 38.3 average and connected on 50-of-54 extra points and 10-of-14 field goals for 80 points as a junior … punted 62 times for 2,377 yards and a 38.3 average and 20 punts downed inside the 20-yard line in his sophomore year while only 15 of his punts were returned … connected on 33-of-36 extra points and 9-of-11 field goals for 60 points … started all 10 games as a freshman punter and kicker and also handled kickoff duties … punted 52 times for a 36.5 average with a long punt of 53 yards and connected on 25-of-30 extra points and 4-of-6 field goals for 37 points.

PERSONAL:

A graduate of Salem (VA) High School … did not play high school football until his senior season … a four-year varsity letterman in soccer, only went out for football due to team's need for a kicker … despite having never played in high school, was named an All-Beach District punter/kicker his senior year.

SCHMITT CAREER STATS

Scoring

Year	Team	G	FG	FGA	Pct	Lg	Blk	XP	XPA	Pct	Blk	Points
2009	SF	1	2	3	66.7	39	1	2	2	100.0	0	8
Total		**1**	**2**	**3**	**66.7**	**39**	**1**	**2**	**2**	**100.0**	**0**	**8**

Field Goals

Year	Team	1-19	Pct	20-29	Pct	30-39	Pct	40-49	Pct	50+	Pct
2009	SF	0-0	--	0-1	0.0	2-2	100.0	0-0	--	0-0	--
Total		**0-0**	**--**	**0-1**	**0.0**	**2-2**	**100.0**	**0-0**	**--**	**0-0**	**--**

Single Game Highs:

Field Goals Made: 2, vs. Detroit, 12/27/09; **Field Goals Attempted:** 3, vs. Detroit, 12/27/09; **Longest Field Goal:** 39, vs. Detroit, 12/27/09; **Points:** 8, vs. Detroit, 12/27/09; **PATs:** 2, vs. Detroit, 12/27/09.



O'BRIEN SCHOFIELD

50 | LINEBACKER

HT. 6-3 | WT. 242

COLLEGE
Wisconsin

HOMETOWN
Great Lakes, IL

HOW ACQUIRED
D4/10 (130th)

YEARS NFL | CARDINALS
3 | 3

DOB: April 3, 1987

NOTE CARDS

- Arizona entered the fourth round of the 2010 Draft with the 123rd overall selection but traded the pick to the Saints for their fourth round (130th overall) and sixth round (201st overall) selections. They used the 130th overall selection to choose the first-team All-Big Ten defensive end from Wisconsin.
- Appeared in all 16 games in his second NFL season in 2011, posting 29 tackles, 4.5 sacks, two forced fumbles and six QB pressures. Also led the team with 17 special teams tackles.
- Had a breakout performance against the Cleveland Browns in Week 15 of the '11 season, recording sacks on back-to-back plays in the fourth quarter and causing a fumble on the second sack that was recovered by Arizona and led to the game-tying field goal in the overtime win.
- Spent the first seven weeks of his rookie season in 2010 rehabbing from a torn ACL in his left knee, suffered during preparation for the 2010 Senior Bowl. After just six days of practice, appeared in his first NFL game in Week 8 vs. Tampa Bay and went on to play in the final 10 games that season.
- Recorded a sack in each of the final two games of his rookie campaign, filling in for the injured Joey Porter.
- Off the field, Schofield has embarked on a career as a rapper in his free time, with his first CD being released in September, 2012.
- Is the cousin of Cardinals defensive end Vonnie Holliday and former NFL wide receiver Bobby Engram, and his uncle, Andre Carter, played football at Clemson.
- Full name is Alacce (pronounced a-LAY-see-a) O'Brien Schofield but has gone by his middle name since age 10 when he tired of people mispronouncing his name.

PRO CAREER:

The Cardinals fourth round selection (130th overall) in the 2010 NFL Draft, Schofield made a remarkable recovery from a knee injury suffered in preparation for the Senior Bowl and went on to appear in 10 games for Arizona as a rookie. Played in all 16 games during the 2011 season.

2011: Played in all 16 games and posted career highs with 29 tackles, 4.5 sacks, and two forced fumbles ... also collected a team-leading 17 special teams tackles and tied for third on the team with six QB pressures ... had one tackle and a half-sack in season opener vs. Car (9/11); also registered one special teams tackle ... recorded three solo tackles @ Was (9/18) ... had one tackle and one QB pressure on defense and led the team with two special teams tackles vs. Pit (10/23) ... notched his first career forced fumble on a sack of Joe Flacco in the second quarter @ Bal (10/30); fumble was recovered by Darnell Dockett and led to a TD; also had two solo tackles ... posted a career-high five tackles vs. StL (11/6); also had two special teams tackles ... collected two tackles and one special teams tackle @ Phi (11/13) ... matched a career high with five unassisted tackles, including one for loss @ SF (11/20) ... recorded a sack vs. Dal (12/4), one of a season-high five sacks for the Cardinals; had two unassisted tackles, including one for loss, and one QB pressure ... recorded two tackles and a career-high three special teams tackles vs. SF (12/11) ... posted a career-high two sacks and forced a fumble vs. Cle (12/18); the sacks came on back-to-back plays in the fourth quarter; on the second one, forced a Seneca Wallace fumble that was recovered by Calais Campbell and led to the game-tying FG on the Cardinals ensuing possession; totaled three tackles, including one for loss, one QB pressure, and one special teams tackle ... had one unassisted tackle, one QB pressure, and two special teams tackles @ Cin (12/24) ... collected one solo tackle, one QB pressure, and one special teams tackle in the season finale vs. Sea (1/1/12).

2010: Saw action in the final 10 games of the season after beginning the season on the Reserve/Non-Football Injury list due to a torn ACL in his left knee that he suffered prior to the Senior Bowl ... came on late in the season and registered a sack

in each of the final two games ... placed on the Reserve/Non-Football Injury list (knee) on 8/31 ... added to the active roster on 10/30 ... played in first career game and recorded one special teams tackle vs. TB (10/31) ... registered two special teams tackles and forced a fumble on the opening kickoff of the second half @ Min (11/7) that was returned for a 30-yard TD by Mike Adams to put AZ up 21-10 ... contributed on special teams and saw time on defense when LB Will Davis left the game with a leg injury in the fourth quarter @ KC (11/21) ... continued to contribute on special teams, recording one tackle vs. SF (11/29) ... saw action on special teams and defense, registering one QB pressure vs. StL (12/5) ... recorded first career defensive tackle as well as first fumble recovery and first pass defensed to go with two special teams tackles vs. Den (12/12) ... with Joey Porter injured vs. Dal (12/25), saw significant playing time on defense, recording one tackle, one QB pressure, one tackle for loss and first career sack—which turned a 3rd-n-9 into a 4th-n-20, forcing a punt in the fourth quarter ... continued to see more playing time with Porter injured, registering a season-high two tackles and one sack in the season finale @ SF (1/2/11).

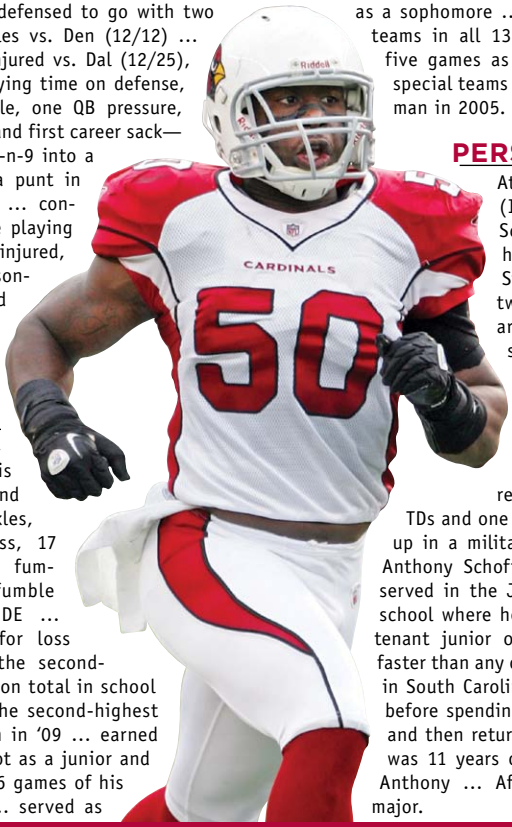

COLLEGE:

Started 27 of 44 games during his collegiate career and recorded 110 tackles, 33 tackles for loss, 17 sacks, four forced fumbles and two fumble recoveries as a DE ... his 24.5 tackles for loss in 2009 rank as the second-highest single-season total in school history and were the second-highest total in the nation in '09 ... earned the starting DE spot as a junior and started the final 26 games of his collegiate career ... served as one of four team captains as a senior and was named team's co-MVP ... started all 13 games and was named a unanimous All-Big Ten Conference first-team choice and was named the team's co-MVP as a senior ... semi-finalist for the Chuck Bednarik Award ... earned Defensive MVP recognition at the East-West Shrine Game after switching to OLB for the postseason all-star game ... his 12.0 sacks for minus 80 yards ranked third on the school's single-season record list ... as a junior, took over as the starter at left DE and started all 13 games ... recorded 40 tackles (27 solos) with 8.5 stops for loss and also tied for the team lead with five sacks for minus 42 yards ... added three QB pressures, a pass defensed and a fumble recovery ... appeared in all 13 games (one start) as a sophomore ... saw action on special teams in all 13 games ... appeared in five games as a freshman, mostly on special teams ... redshirted as a freshman in 2005.

PERSONAL:

Attended North Chicago (IL) Community High School where he was an honorable mention All-State choice ... also a two-time all-county, all-area and all-conference selection and a two-time team MVP and captain ... recorded 99 total tackles, with 11 sacks and four fumble recoveries as a senior ... returned three kicks for TDs and one punt for a score ... grew up in a military family as his father, Anthony Schofield, is in the Navy ... served in the Junior ROTC during high school where he was promoted to lieutenant junior officer as a sophomore, faster than any of his classmates ... born in South Carolina but moved to Florida before spending a few years in London and then returned to Zion, IL when he was 11 years old ... has a son, Judea Anthony ... African American Studies major.

SCHOFIELD CAREER STATS

			Tackles			Sacks		Interceptions							
Year	Team	GP/GS	Solo	Asst	Ttl	Sk	Yds	Int	Yds	Lg	TD	PD	FR	FF	STT
2010	Ariz	10/0	5	0	5	2.0	16	0	0	0	0	1	1	0	6
2011	Ariz	16/0	25	4	29	4.5	39	0	0	0	0	0	0	2	17
Total		**26/0**	**30**	**4**	**34**	**6.5**	**55**	**0**	**0**	**0**	**0**	**1**	**1**	**2**	**23**

Single Game Highs:

Total Tackles: 5, twice, last @ San Francisco, 11/20/11; **Solo Tackles:** 5, twice, last @ San Francisco, 11/20/11; **Sacks:** 2, vs. Cleveland, 12/18/11; **Fumble Recoveries:** 1, vs. Denver, 12/12/10; **Forced Fumbles:** 1, twice, last vs. Cleveland, 12/18/11; **Special Teams Tackles:** 3, vs. San Francisco, 12/11/11.

LYLE SENDLEIN

63 | CENTER

HT. 6-3 | WT. 308
COLLEGE Texas
HOMETOWN Scottsdale, AZ
HOW ACQUIRED FA-07
YEARS NFL 6 | CARDINALS 6
DOB: March 16, 1984

NOTE CARDS

- Selected as a team captain for the second straight year during the 2011 season.
- Has made 70 consecutive starts, including postseason, and is one of two offensive linemen (Levi Brown) to start every game for the Cardinals since the beginning of the 2008 season.
- Has appeared in 76 games with 66 starts in his first five seasons while also starting all six postseason games over that span.
- A Scottsdale, AZ native, attended Chaparral High School where he was a first-team All-State, all-region and all-city selection as a senior.

PRO CAREER:

Signed by the Cardinals as a rookie free agent in 2007 out of the University of Texas. Signed a one-year tender with the Cardinals as a restricted free agent on 3/29/10. Re-signed with the Cardinals on 7/29/11, agreeing to a five-year contract as a free agent.

2011: After being selected as an offensive captain for the second consecutive year, started all 16 games for the fourth straight season; one of two offensive linemen (Levi Brown) to start every game for the Cardinals since the 2008 season began … helped the Cardinals rush for 99 yards and a TD on 25 carries vs. Car (9/11) … helped Cardinals run for 93 yards and a TD on 15 carries (6.2 avg.) @ Was (9/18) … part of line that helped Cardinals run for 156 yards and a season-high three TDs on 32 carries vs. NYG (10/2) … helped Cardinals rush for 109 yards and a TD on 30 carries @ Bal (10/30) … helped lead Cardinals to a season-high 268 rushing yards and a TD on 38 carries (7.1 avg.) @ StL (11/27); marked the highest single-game rushing total for the Cardinals since running for 330 yards at New Orleans on 10/5/80; helped RB Beanie Wells run for a franchise-record 228 yards on 27 carries … started as Cardinals ran for 103 yards and a TD on 25 carries vs. Dal (12/4) … started @ Cin (12/24), which marked his 75th career game … helped Cardinals run for 131 yards and a TD on 31 carries vs. Sea (1/1/12); marked his 70th consecutive start, including postseason.

2010: After being selected by his teammates as an offensive captain for the first time, started all 16 games for the third consecutive season … started the season opener @ StL (9/12) and was part of line that cleared the way for 112 rushing yards and a TD on 21 carries (5.3 avg.); following a Derek Anderson fumble, ran 45 yards downfield and recovered the ball in the end zone after WR Steve Breaston stripped the ball from Rams DT Clifton Ryan … helped block for a rushing attack that racked up 118 yards on 13 carries (9.1 avg.) @ Atl (9/19) … part of line that cleared the way for a running game that totaled over 100 yards (119) vs. Oak (9/26); marked the first time since 1988 that Arizona rushed for over 100 yards in each of their first three regular season games … part of a line that cleared the way for 105 rushing yards on 19 carries (5.5 avg.) vs. StL (12/5) … member of o-line that allowed no sacks for the first time in '10 and blocked for a rushing attack that totaled 211 yards on 34 carries (6.2 avg.) vs. Den (12/12); marked the highest single game rushing total by AZ since 10/3/04 vs. NO (211 yds.); last time the Cards rushed for over 200 yards and averaged at least 6.0 yards per attempt was on 9/15/02 at Seattle (249 yds. on 35 att.—7.1 yd. avg.); marked eighth game in '10 that the Cardinals rushed for over 100 yards.

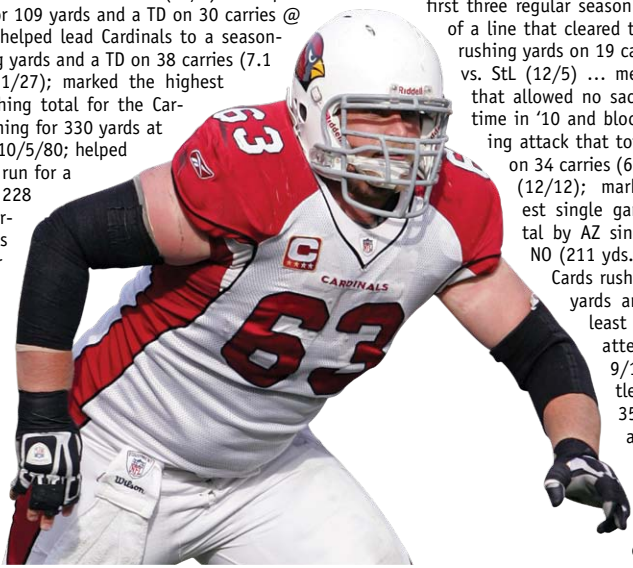

2009: Started all 16 games and both postseason contests at center for the second straight season … part of an offensive line that blocked for 1,494 rushing yards, the most by a Cardinals team since 2004 (1,668), and averaged 4.1 yards per carry, the highest for Arizona since 2002 (4.4) … part of a line that did not allow a sack @ Jax (9/20) … helped clear the way for 182 yards rushing @ Chi (11/8) … despite 38 pass attempts, o-line did not allow a sack for the second time in '09 and cleared the way for 122 rushing yards vs. Sea (11/15); marked the first time since 9/10/07 @ SF (161) and 9/16/07 vs. Sea (132) that the Cardinals rushed for over 100 yards in back-to-back regular season games … helped clear the way for 183 rushing yards on 30 carries @ StL (11/22); marked the most rushing yards by the Cardinals since 10/3/04 vs. NO (211 yards) … part of line that didn't allow a sack and cleared the way for 113 rushing yards vs. Min (12/6); Vikings entered the game with an NFL-best 40 sacks in their first 11 games … part of line that didn't allow a sack for the fourth time in '09 during the regular season finale vs. GB (1/3/10) … cleared the way for 156 rushing yards against the NFL's number one ranked rush defense during the regular season in the Wild Card matchup vs. GB (1/10/10); marked the highest rushing total against a GB defense that only gave up 83.3 yards per game … for the second straight week, helped o-line give up only one sack and block for over 100 yards rushing (101) @ NO (1/16/10).

2008: Took over as the starting center for an injured Al Johnson and was part of an offensive line that had the same five starters for all 20 regular and postseason games in 2008 … in season opener @ SF (9/7) helped clear the way for Edgerrin James seventh 100-yard rushing game as a Cardinal … member of line that did not allow a sack for the first time in '08 vs. Buf (10/5); helped clear the way for Arizona to record three rushing TDs in back-to-back weeks (@ NYJ, vs. Buf) for the first time since 1979 … for the second time in '08 was part of an offensive line that did not allow a sack despite 42 pass attempts vs. SF (11/10) … member of an offensive line that didn't give up a sack @ Phi (11/27) … helped clear the way for James to register his 57th career 100-yard game and eighth as a Cardinal in the season finale vs. Sea (12/28) … started first career playoff game and was part of an offensive line that allowed zero sacks vs. Atl (1/3/09) … helped the Cardinals run the ball a season-high 43 times for 145 yards @ Car (1/10/09) … started Super Bowl XLIII vs. Pit (2/1/09).

2007: Played in 12 games with two starts in rookie campaign … saw action at center after starter Al Johnson left with an injured knee early in the third quarter of the season opener @ SF (9/10) … made first career start while helping James total 128 yards on 24 carries and was part of line that did not allow a sack in the home opener vs. Sea (9/16) … part of offensive line that only yielded two sacks in the first three games … saw action at LG when starting RT Elton Brown left the game with an injury in the second quarter and starting LG Reggie Wells moved over @ StL (10/7) … saw action on special teams @ TB (11/4) … for the first time in his career, appeared during goal-line situation as an eligible receiver vs. Det (11/11) … appeared on special teams in the final four games and played one series at center vs. StL (12/30) in the season finale.

CARDINALS IN THE COMMUNITY

Scottsdale native **Lyle Sendlein** returned to his home state of Arizona in 2007 and since that time has been very visible in the Valley community. The sixth-year player was one of the most active participants in the Cardinals and SRP "Milk and Cookies" program throughout the entire 2011 season. He also is very involved in coaching at Gatorade Jr. Training Camps as well as at team kids camps. Sendlein has always made sure that on Tuesdays during the season, he is spending his time giving back to the community.

He also hosted the "Lyle Sendlein" football camp at the Boys & Girls Club-East Valley Guadalupe branch. The camp was free and funded by the NFL Youth Football Fund in 2010. Sendlein visited students at Whitman Elementary School in Mesa, AZ in 2010 and led the kids in fitness activities as part of the NFL's Play 60 program. Whitman was selected as a Super School and won a $10,000 grant from the NFL for health and wellness programming and equipment. He has previously also taken part in the team's annual "Feed the Hungry" event to serve Thanksgiving dinner to the less fortunate at the Phoenix Rescue Mission.

Sendlein was a regular participant at the annual "Making the Cut" event to benefit Cardinals Charities. He has taken part in "Pros vs. G.I. Joes" where he competed in video games with soldiers who are based in Iraq and Kuwait as part of a program set up through the USO. He joined teammate Mike Leach to take part in the team's Christmas Angels program in 2009. The team adopted 70 families from the Friendly House to help ensure a happy holiday season. Sendlein also joined teammates that year and visited the Wellness Community Center to help support teenagers that are struggling with cancer, a program that is funded by Cardinals Charities.

Those numerous community activities follow up his past work as he participated at the Cardinals and United Way "Hometown Huddle" in 2007, coaching 100 students as well as 25 kids from the Special Olympics of Arizona at a camp. In the spring of 2008, Sendlein also volunteered for the "Read Across America" program at the Cardinals Preparatory Academy to help promote the importance of reading.

COLLEGE:

A versatile lineman, Sendlein played in 49 career games, including 26 consecutive starts at center after moving from guard before his junior year … started all 13 games at center for the second consecutive year as a senior and was a consensus first-team All-Big 12 selection … voted team captain by his teammates … started all 13 games at center as a junior after switching from guard, earning honorable mention All-Big 12 honors from The Associated Press … was a key part of a line that helped Texas rank first in the nation in scoring offense (50.2 ppg), second in rushing offense (274.9 ypg) and third in total offense (512.1 ypg) … paved the way for 289 yards rushing and 556 yards of total offense in Texas' 41-38 Rose Bowl victory over USC for the National Championship … logged time as a backup center and guard in 10 games as a sophomore, including the Longhorns win over Michigan in the Rose Bowl … as a redshirt freshman in 2003, appeared in all 13 games on offense and special teams … redshirted in 2002.

PERSONAL:

Attended Chaparral (Scottsdale, AZ) High School where he was a four-year letterman and three-year starter … helped lead the team to back-to-back Arizona 4A State Championships in 1999-2000 and a 28-game winning streak … a first-team All-State, all-region and all-city selection as a senior … also named the Valley's 2000 Defensive Player of the Year … father, Robin, played LB at UT (1977-80) and in the NFL for eight years with Minnesota (1981-85), Miami (1986-87) and Houston (1988) … brother, Austin, was a defensive lineman and lettered for the Longhorns from 2002-03.

SENDLEIN CAREER STATS

Year	Team	GP/GS
2007	Ariz	12/2
2008	Ariz	16/16
2009	Ariz	16/16
2010	Ariz	16/16
2011	Ariz	16/16
Total		76/66

SENDLEIN POSTSEASON STATS

Year	Team	GP/GS
2008	Ariz	4/4
2009	Ariz	2/2
Total		6/6

ANTHONY SHERMAN

35 | FULLBACK

HT. 5-10 | WT. 242

COLLEGE
Connecticut

HOMETOWN
North Attleboro, MA

HOW ACQUIRED
D5/11 (136th)

YEARS NFL | CARDINALS
2 | 2

DOB: December 11, 1988

NOTE CARDS

- The Cardinals fifth round selection (136th overall) in the 2011 NFL Draft, Sherman became the first FB taken by the Cards in the draft since the team selected Dennis McKinley out of Mississippi State in the sixth round (206th overall) in 1999.
- Appeared in 15 games (seven starts) during his inaugural season and blocked for Cardinals rushing attack that totaled 1,625 yards on the ground and averaged 4.2 yards per attempt. The 1,625 rushing yards ranked as the Cards highest season total since 2004 (1,668).
- Helped lead the way for RB Beanie Wells to rush for his first career 1,000-yard season (1,047) and become the first Cardinals player in history to rush for 1,000 yards and 10 TDs in a season.
- Served as a key blocker as Wells broke the franchise single-game rushing mark when he totaled 228 rushing yards in Week 12 at St. Louis.
- Including Wells performance in 2011 and Sherman's final three seasons at UConn, has led the way for five RBs who rushed for over 1,000 yards in the last four seasons.

PRO CAREER:

Selected by the Cardinals in the fifth round (136th overall), appeared in 15 games with seven starts during his rookie campaign as he blocked for RB Beanie Wells' first career 1,000-yard season.

2011: Played in 15 games with seven starts in his rookie season, catching eight passes for 72 yards and rushing once for three yards ... added nine special teams tackles ... missed one game with an ankle injury ... had one reception for six yards in NFL debut vs. Car (9/11) ... had one catch for six yards @ Sea (9/25); also posted his first career special teams tackle ... earned his second career start and had two receptions for 24 yards, including a career-long 19-yard catch in the third quarter vs. NYG (10/2); also had two special teams tackles; led the way for RB Beanie Wells to rush for 138 yards and three TDs, becoming the first Cards player to rush for three TDs in a game since Marcel Shipp at St. Louis on 12/3/06 ... started at FB and had one reception for 15 yards vs. Pit (10/23) ... appeared at FB and on special teams @ Bal (10/30), but left the game with an ankle injury in the first half ... inactive due to ankle injury vs. StL (11/6) ... returned from injury @ Phi (11/13) ... played at FB and on special teams @ StL (11/27) and helped block for Wells, who set a franchise single-game record with 228 rushing yards and a TD on 27 carries; also had one catch for four yards ... started and helped Cardinals rush for 103 yards and a TD on 25 carries vs. Dal (12/4) ... started and had one reception for six yards vs. Cle (12/18); also had one special teams tackle ... started at FB @ Cin (12/24); also had one special teams tackle ... started and caught an 11-yard pass and ran for three yards on his first career carry vs. Sea (1/1/12); added two special teams tackles.

COLLEGE:

Appeared in 51 games (28 starts), totaling 17 carries for 61 yards and adding 45 receptions for 414 yards and a TD in four seasons ... as a blocker, compiled 219 knockdown blocks and 38 TD-resulting blocks ... totaled 63 tackles, recovered two fumbles and forced a fumble on special teams ... added five kickoff returns for 63 yards ... a team captain for the second straight year, appeared in 12 contests (eight starts) as a senior in '10 ... recorded four carries for one yard and totaled eight receptions for 64 yards and only career TD, which came on Senior Day against Cincinnati ... returned three kickoffs for 44 yards (14.6 avg.) ... registered six TD-resulting blocks and 61 knockdowns ... totaled 14 tackles (11 solos) and recovered a fumble on special teams ... blocked for 2010 Big East Offensive Player of the Year RB Jordan Todman, who rushed for 1,695 yards and 14 TDs on 334 carries ... helped lead UConn to the Fiesta Bowl at University of Phoenix Stadium, the school's first-ever BCS berth ... served as one of four team captains as a junior in '09 and appeared in all 13 games (10 starts) ... totaled nine receptions for 71 yards (7.8 avg.) and one carry for three yards ... returned one kickoff for 10 yards and led the NCAA's coverage defenders by recording a career-best 24 tackles (14 solos) ... recovered one fumble ... registered 16 TD-resulting blocks with 69 key blocks/knockdowns for a rushing attack that gained 2,219 yards with 30 TDs, as UConn featured a pair of 1,000-yard rushers in Andre Dixon (1,093) and Jordan Todman (1,188) ... appeared in 13 games (nine starts) at FB as a sophomore in '08 and totaled a career-best 39 yards on six carries (6.5 yard avg.), as he also had thirteen tackles (11 solos) on special teams ... finished second on the team with a career-high 26 receptions for 270 yards (10.3-yard avg.) ... delivered thirteen TD-resulting blocks and 65 knockdowns, as RB Donald Brown set school and Big East Conference season-records with 2,083 yards rushing, the 11th-best annual total in NCAA Football Bowl Subdivision history ... as a freshman in '07, played in all 13 games (two starts), serving behind Anthony Davis most of the season ... carried six times for 18 yards and caught a pair of passes for nine yards ... returned a short kickoff nine yards and paced the special teams coverage units with 12 tackles (eight solos) ... saw brief action on defense, recording one stop in each of the Pittsburgh and Cincinnati games.

PERSONAL:

Attended North Attleboro (MA) High School, playing football, track and baseball ... named the 2006 Gatorade Player of the Year in Massachusetts and was an All-State first-team LB ... the two-time Attleboro Sun-Chronicle All-Star selection added all-scholastic honors from both the Boston Globe and the Boston Herald ... the team and league offensive MVP as a senior, led the Rocketeers to an 8-2 record in 2006, recording 100 tackles as a MLB while rushing for 1,202 yards with 20 TDs ... as a junior, helped North Attleboro compile a 9-1 record, ranking fourth in the state, by running for 750 yards and 15 TDs, adding five more scores receiving ... on defense, recorded 74 tackles, two forced fumbles, two fumble recoveries and three sacks ... closed out his prep career as the school's all-time record-holder with 2,537 yards rushing, 48 TDs and 284 points ... served as squad captain in football, track and baseball, earning Sun-Chronicle All-Star honors in all three ... twice named all-league in baseball ... Pre-Kinesiology major.

SHERMAN CAREER STATS

			Rushing					Receiving					
Year	Team	GP/GS	Att	Yds	Avg	Lg	TD	No	Yds	Avg	Lg	TD	STT
2011	Ariz	15/7	1	3	3.0	3	0	8	72	9.0	19	0	9
Total		**15/7**	**1**	**3**	**3.0**	**3**	**0**	**8**	**72**	**9.0**	**19**	**0**	**9**

Single Game Highs:

Receptions: 2, vs. NY Giants, 10/2/11; **Receiving Yards:** 24, vs. NY Giants, 10/2/11; **Long Reception:** 19, vs. NY Giants, 10/2/11; **Special Teams Tackles:** 2, twice, last vs. Seattle, 1/1/12.

JOHN SKELTON

19 | QUARTERBACK

HT. 6-6 | WT. 244

COLLEGE
Fordham

HOMETOWN
El Paso, TX

HOW ACQUIRED
D5/10 (155th)

YEARS NFL | CARDINALS
3 | 3

DOB: March 17, 1988

NOTE CARDS

- Arizona entered the fifth round of the 2010 NFL Draft without a pick but traded their first selection of the sixth round (195th overall) and CB Bryant McFadden to the Steelers in exchange for the 155th overall selection, which they used to draft Skelton.
- Posted a 5-2 record as a starter (6-2 when appearing in a game) during the 2011 season as he filled in for injured starter Kevin Kolb. Holds a 7-4 record as a starting QB during his first two seasons in Arizona.
- Led four 4th quarter comeback victories in '11, which ranked as the second-highest total in the NFL (5-Alex Smith, Eli Manning, Tim Tebow). Led five game-winning drives over the final eight games of the season.
- Holds a 5-0 record as a starter at home.
- Made first career start in Week 14 of the 2010 season against Denver, and at 22 years, 270 days old, became the second-youngest QB to start a game for the Cardinals. Sammy Garza started against the 49ers on 10/18/87 when he was 22 years, 100 days old.
- In beating both Dallas and Denver in his first two career home starts during the '10 season, and beating St. Louis in his first home start of the '11 season, became the first Cardinals QB of the Super Bowl era to win his first three career home starts.
- Dating back to 1960, Skelton joined Max Hall (2010), George Izo (1960), and Gary Keithley (1973) as the only Cardinals rookie QBs to win their first career start.
- Became the first rookie from Fordham to start an NFL game since DB Kenny Parker started six games for the NY Giants in 1970.
- His 74-yard TD pass to rookie WR Andre Roberts against Dallas in Week 16 of the '10 season was the longest TD pass by a Cardinals rookie QB since Gary Keithley connected on an 80-yard TD pass to Mel Gray on 11/18/73 at NY Giants.
- Skelton was the highest draft pick from Fordham since 1955 and the first QB ever drafted from the school.
- His uncle, Javier Loya, is a minority owner of the Houston Texans and a former QB at Columbia. After Skelton was overlooked for scholarships within the state of Texas, Loya took him on a tour of schools in the Northeast, dropping off tapes at a handful of schools, with Fordham being one of them.

PRO CAREER:

The Cardinals fifth-round pick (155th overall) in the 2010 NFL Draft, Skelton has appeared in 13 games (11 starts) during his first two seasons and has a 7-4 record as a starter.

2011: Played in eight games and made seven starts with Kevin Kolb out due to injuries … completed 151 of 275 passes for 1,913 yards, 11 TDs and 14 INTs and finished third on the team with 128 rushing yards on 28 carries … led five game-winning drives in the final eight games of the season … went 5-2 as a starter and 6-2 when appearing in a game … after injuring his ankle during the preseason, was inactive vs. Car (9/11) … declared inactive for the next four games … active as the backup QB but did not play vs. Pit (10/23) and @ Bal (10/30) … with QB Kevin Kolb inactive due to a foot/toe injury, made his first start of the season vs. StL (11/6); completed 20 of 35 pass attempts for 222 yards and a game-tying 13-yard TD pass to WR Larry Fitzgerald in the fourth quarter; also led the team with a career-high 38 rushing yards on four carries, which included two runs of 14 yards each on the game-tying TD drive; was 5 for 6 passing for 47 yards on the game-tying drive; became the first Cardinals QB of the Super Bowl era (post-1966) to win his first three home starts … started for the second straight week @ Phi (11/13) and established career highs with 315 passing yards and three TD passes; marked his first career road victory as a starting QB; threw for 166 yards and two TDs in the fourth quarter, including going 5 of 8 for 100 yards and a five-yard TD to Early Doucet on the game-winning drive; became first Cardinals QB to throw for three TDs in a game since Kurt Warner did so vs. Minnesota on 12/6/09 and the first QB since Warner (11/10/08 vs. San Francisco) to throw for 300+ yards and 3+ TDs in a game … completed 12 of 23 passes for 114 yards and two INTs while making his fourth straight start for the injured Kolb @ StL (11/27); also had three carries for 18 yards, including a 13-yard scramble on 3rd-n-13 on the Cardinals go-ahead TD drive in the third quarter; improved to 3-1 as a starter this season … active as the backup QB but did not play vs. Dal (12/4) … came in after Kevin Kolb suffered a head injury in the first quarter and completed 19 of 28 passes for 282 yards, three TDs and two INTs vs. SF (12/11); also ran for 25 yards on six carries; had three completions of 45+ yards, including a 60-yard TD to Early Doucet and 46-yard TD to Larry Fitzgerald; his 3-yard TD pass to Andre Roberts in the fourth quarter was his third game-

tying or game-winning TD pass in the fourth quarter in '11; established career highs with a 67.9 completion percentage and a 106.5 passer rating; became first Cardinals QB to come off the bench and throw at least three TDs since John Roach on 9/23/60 at L.A. Rams; completed 14 of 18 pass attempts for 195 yards and two TDs in the second half … with Kolb inactive due to a head injury, started and completed 28 of 46 passes for 313 yards, one TD and one INT vs. Cle (12/18); marked his second career 300-yard passing game and his second straight game with a completion percentage over 60%; established new career highs with 28 completions and 46 attempts; improved to 4-1 as a starter in '11 and 5-1 when appearing in a game … made his second straight start for the injured Kolb and completed 23 of 44 pass attempts for 297 yards, two TDs and three INTs @ Cin (12/24); in the fourth quarter, completed 15 of 25 passes for 204 yards and two TDs as the Cardinals nearly rallied from down 23-0 after three quarters … made his third consecutive start and completed 22 of 40 passes for 271 yards with one TD and one INT vs. Sea (1/1/12); completed 4-of-4 pass attempts for 51 yards on the game-winning FG drive in OT; was 6-for-6 passing for 70 yards and a TD on third-quarter drive that gave Cardinals a 17-10 lead.

2010: After being the inactive 3rd QB for the first 11 regular season games, started four of the final five games played … saw first career action vs. StL (12/5), replacing an injured Max Hall with 12:17 left in the fourth quarter and completed three of six passes for 45 yards, including his first career completion—a 22-yard pass to Steve Breaston to convert a 3rd-n-16 … made first career start vs. Den (12/12), completing 15 of 37 passes for 146 yards while also rushing for nine yards on three carries; the last QB whose team scored 43+ points in his first career start was Tom Brady in 2001; became the first rookie from Fordham to start an NFL game since Kenny Parker started six games for NYG in 1970; dating back to the 1970 NFL-AFL merger, he became the seventh Fordham player to appear in an NFL game; marked fourth 2010 draft choice to start a game in '10 and sixth Cards rookie overall … in second career start, threw for a season-best 196 yards, completing 17 of 33 attempts with one INT while recording 10 yards on two carries @ Car (12/19) … completed 11 of 25 attempts for 183 yards with a 74-yard TD and ran the ball three times for 21 yards vs. Dal (12/25); recorded a season-best 82.6 QB rating; led the Cardinals game-winning drive by recording a five-yard run and completing 3 of 5

SKELTON'S LATE-GAME HEROICS

In the last 10 games he appeared in (9 starts) dating back to the 2010 season, QB **John Skelton** led six game-winning drives in the fourth quarter/OT.

Skelton's Game-Winning Drives

Score/Opponent	Stats on Game Winning Drive
23-20 vs. Sea, 1/1/12	4-4, 51 yards, 28-yard FG to win in OT
20-17 vs. Cle, 12/18/11	1-1, 32 yards; 22-yard FG to win in OT
21-19 vs. SF, 12/11/11	4-4, 70 yards, TD; 3-yard TD pass
23-20 @ StL, 11/27/11	2-4, 14 yards, 22-yard FG to win in 4th
21-17 @ Phi, 11/13/11	5-8, 100 yards, 5-yard TD pass
27-26 @ Dal, 12/25/10	3-5, 51 yards, 48-yard FG to win in 4th

Skelton was at his best in 2011 when the game was on the line. In the fourth quarter/OT, Skelton completed 61 of 103 pass attempts (59.2%) for 835 yards, 6 TDs, 3 INTs and a passer rating of 92.5.

He was behind center for four 4th quarter comeback victories for the Cardinals in 2011, which tied for the second-highest total among NFL QBs.

NFL Leaders—4th Quarter Comeback Victories (2011)

Wins	Player (Team)	Away	Home
5	Alex Smith (San Francisco)	4	1
	Eli Manning (NY Giants)	4	1
	Tim Tebow (Denver)	3	2
4	**John Skelton (Arizona)**	**1**	**3**
	Tony Romo (Dallas)	2	2
	Andy Dalton (Cincinnati)	2	2
	Mark Sanchez (NY Jets)	1	3

pass attempts for 51 yards, including a 26-yard pass to Larry Fitzgerald on 4th-n-15; 74-yard TD pass was the longest TD pass by a Cards rookie QB since Gary Keithley @ NYG on 11/18/73 (80-yard TD pass to Mel Gray) … started the season finale @ SF (1/2/11), registering 92 yards on 14 of 25 passing with one TD and one INT while also totaling nine yards on two carries before leaving the game late in the third quarter.

COLLEGE:

Started 41 of 43 games for Fordham after taking over the starting duties midway through his freshman season … set school career records with 9,923 passing yards, 69 TD passes, 802 completions and 1,363 attempts … the 9,923 career passing yards were also a Patriot League record … led the NCAA Football Championship Subdivision with 3,708 passing yards in 2009 … totaled 12 games with more than 300 yards passing in his career, including four with 400 yards or more … two-time All-Patriot League selection, earning second-team honors in 2007 and first-team honors in '09 … an All-Eastern College Athletic Conference (ECAC) first-team choice in '09 … had at least one TD pass in 30 of the team's 34 games over his last three seasons and ranked in the top 10 nationally in pass efficiency rating in both '08 and '09 … started all 11 games as a senior in '09 and was an All-Patriot League first-team choice after leading the NCAA Football Championship Subdivision ranks with 3,708 yards (school record) … finished 10th in the nation with a 149.9 pass efficiency rating … established school single-season records by completing 284 of 441 passes (64.4%) … his 26 TD passes rank as the second-highest total in school history … added 85 carries for 120 yards and five TDs on the ground which gave him a school single-season record 31 TDs, the fourth-best season total in league history … established Fordham single-game records with 43 completions, 67 pass attempts, 427 passing yards and 473 yards of total offense against Holy Cross (10/31) … started all 11 games for the Rams as a junior and completed 228 of 372 pass attempts (61.3%) for 2,605 yards, 15 TDs and seven INTs … also added 85 yards and two TDs on the ground on 58 carries … ranked second in the Patriot League with an average of 244.5 yards per game in total offense … finished fourth in the nation with a 129.7 pass efficiency rating … as a sophomore, started all 12 games and earned second-team All-Patriot League honors after completing 216 of 383 pass attempts for 2,650 yards, 22 TDs and 11 INTs … added 275 yards and six TDs on 96 carries … ranked second in the league with an average of 220 yards passing and 243.8 yards in total offense per game … appeared in nine games as a true freshman in '06, starting the final seven games of the season … completed 74 of 167 pass attempts for 960 yards, six TDs and eight INTs … rushed for 83 yards and a TD on 56 carries.

PERSONAL:

Attended Burges (El Paso, TX) High School, where he and his younger brother, Steve (a TE with the Cardinals), played and his father, John, served as an assistant coach … a multi-sport star, excelled in football, basketball, baseball, and track … the first-team all-District I Class-AAAA and all-city selection was named Offensive MVP by the El Paso Times as a senior on the gridiron as he passed for 2,172 yards and 15 TDs … capped off his prep career as the starting QB in the 2006 All-State Game for the city of El Paso … in basketball, garnered all-city, all-district and all-region accolades … earned all-district honors in baseball four times, playing a different position each year … named to the all-city baseball team in 2006.

WINNING WHEN CALLED UPON

It wasn't the most ideal of circumstances for QB **John Skelton** in 2011, but the second-year player out of Fordham took advantage of his opportunities when starter Kevin Kolb went down with injuries over the second half of the season. He was ready when called upon and led the Cardinals to a 5-2 record as a starter, and a 6-2 record when he appeared in a game.

During Kolb's four game absence with a foot/toe injury, Skelton started all four games and posted a 3-1 record.

Kolb returned to the starting lineup in Week 13 vs. Dallas and started the following week against the 49ers, but after he suffered a head injury on the Cards opening possession of the game, Skelton was back in the lineup and led the Cardinals to yet another victory against the division foe. Although he didn't receive the start, or the win, on his stat sheet, Skelton played all but three of the Cards offensive snaps. Coming off the bench, Skelton completed 19 of 28 pass attempts (67.9%) for 282 yards, 3 TDs, 2 INTs and a passer rating of 106.5. His final TD pass of the day was a 3-yarder to WR Andre Roberts in the fourth quarter that proved as the game winner in the 21-19 victory.

With Kolb out in Week 15 against the Browns due to the head injury, Skelton received the start and led the Cardinals to their seventh win of the season. Completing 28 of 46 pass attempts for 313 yards against Cleveland, Skelton posted his second career 300-yard game and established career highs in completions (28) and attempts (46).

After a loss in Cincinnati in Week 16, during which he nearly brought the Cardinals back from a 23-point fourth quarter deficit by throwing two TD passes in the final quarter, Skelton finished the season by leading the Cards to an OT victory over the Seahawks in the season finale.

Making History as a Backup

With his three TD passes in Week 14 vs. San Francisco, Skelton became the first Cardinals QB to come off the bench and throw at least three TD passes in a game since John Roach on 9/23/60 at L.A. Rams. Roach threw four TD passes in that game after coming on in relief of starter King Hill.

SKELTON CAREER STATS

Passing

Year	Team	GP/GS	Att	Cmp	Pct.	Yds	Yds/Att	TD	Int	Lg	Sk	Yds Lst	Rating
2010	Ariz	5/4	126	60	47.6	662	5.3	2	2	74t	9	65	62.3
2011	Ariz	8/7	275	151	54.9	1,913	7.0	11	14	60t	23	162	68.9
Total		**13/11**	**401**	**211**	**52.6**	**2,575**	**6.4**	**13**	**16**	**74t**	**32**	**227**	**66.9**

Rushing

Year	Team	Att	Yds	Avg	Lg	TD
2010	Ariz	10	49	4.9	16	0
2011	Ariz	28	128	4.6	14	0
Total		**38**	**177**	**4.7**	**16**	**0**

Single Game Highs:

Attempts: 46, vs. Cleveland, 12/18/11; **Completions:** 28, vs. Cleveland, 12/18/11; **Yards:** 315, @ Philadelphia, 11/13/11; **Passing TDs:** 3, twice, last vs. San Francisco, 12/11/11; **Long Pass:** 74t, vs. Dallas, 12/25/10; **Completion Pct:** 67.9, vs. San Francisco, 12/11/11 (19 of 28); **Rating:** 106.5, vs. San Francisco, 12/11/11 (28-19-2, 282 yds., 3 TDs); **Interceptions:** 3, twice, last @ Cincinnati, 12/24/11; **Rushing Yards:** 38, vs. St. Louis, 11/6/11; **Long Run:** 16, vs. Dallas, 12/25/10.

300-Yard Games: (2) 315 yards, @ Philadelphia (11/13/11); 313 yards, vs. Cleveland (12/18/11).

Career Regular Season Record as a Starter:

7-4 (.636): 2-2 (.500) in 2010; 5-2 (.714) in 2011.

SKELTON GAME-BY-GAME STATISTICS

2011

Date	Opp.		GP/GS	Att	Cmp	Pct	Yds	Yds/Att	TD	Int	Lg	Sk	Yds Lst	Rating	W/L
Sept. 11		CAR	Inactive – Ankle												
Sept. 18	@	Was	Inactive												
Sept. 25	@	Sea	Inactive												
Oct. 2		NYG	Inactive												
Oct. 9	@	Min	Inactive												
Oct. 23		PIT	DNP												
Oct. 30	@	Bal	DNP												
Nov. 6		STL	1/1	35	20	57.1	222	6.3	1	0	27	3	30	85.7	W
Nov. 13	@	Phi	1/1	40	21	52.5	315	7.9	3	2	42	4	33	82.8	W
Nov. 20	@	SF	1/1	19	6	31.6	99	5.2	0	3	45	1	8	10.5	L
Nov. 27	@	StL	1/1	23	12	52.1	114	5.0	0	2	41	3	8	30.0	W
Dec. 4		DAL	DNP												
Dec. 11		SF	1/0	28	19	67.9	282	10.1	3	2	60t	1	5	106.5	W
Dec. 18		CLE	1/1	46	28	60.9	313	6.8	1	1	32	4	24	79.3	W
Dec. 24	@	Cin	1/1	44	23	52.3	297	6.8	2	3	39	5	40	60.5	L
Jan. 1		SEA	1/1	40	22	55.0	271	6.8	1	1	41	2	14	74.1	W
Total			**8/7**	**275**	**151**	**54.9**	**1,913**	**7.0**	**11**	**14**	**60t**	**23**	**162**	**68.9**	**6-2**

2010

Sept. 12	@	Stl	Inactive-3rd QB												
Sept. 19	@	Atl	Inactive-3rd QB												
Sept. 26		OAK	Inactive-3rd QB												
Oct. 3	@	SD	Inactive-3rd QB												
Oct. 10		NO	Inactive-3rd QB												
Oct. 24	@	Sea	Inactive-3rd QB												
Oct. 31		TB	Inactive-3rd QB												
Nov. 7	@	Min	Inactive-3rd QB												
Nov. 14		SEA	Inactive-3rd QB												
Nov. 21	@	KC	Inactive-3rd QB												
Nov. 29		SF	Inactive-3rd QB												
Dec. 5		STL	1/0	6	3	50.0	45	7.5	0	0	22	1	10	75.0	L
Dec. 12		DEN	1/1	37	15	40.5	146	3.9	0	0	25	0	0	52.3	W
Dec. 19	@	Car	1/1	33	17	51.5	196	5.9	0	1	41	3	21	57.1	L
Dec. 25		DAL	1/1	25	11	44.0	183	7.3	1	0	74t	1	5	82.6	W
Jan. 2	@	SF	1/1	25	14	56.0	92	3.7	1	1	18	4	29	60.8	L
Total			**5/4**	**126**	**60**	**47.6**	**662**	**5.3**	**2**	**2**	**74t**	**9**	**65**	**62.3**	**2-3**



STEVE SKELTON

44 | TIGHT END

HT. 6-5 | WT. 250
COLLEGE Fordham
HOMETOWN El Paso, TX
HOW ACQUIRED FA-11
YEARS NFL 1 | CARDINALS 1
DOB: August 6, 1989

PRO CAREER:

Signed by the Cardinals as a rookie free agent on 7/27/11 and was released following training camp on 9/2/11. Re-signed to the Cardinals practice squad on 11/16/11 and released from the practice squad on 11/22/11. Re-signed to the practice squad on 11/29/11. Signed a futures contract with the Cardinals on 1/5/12.

COLLEGE:

Brother of Cardinals QB John Skelton and the two played together at Fordham … a three-year starter, hauled in 127 receptions for 1,313 yards (10.3 yard avg.) and 10 TDs in 40 games played … as a senior in '10, totaled 42 receptions for 443 yards and three TDs … had his best collegiate season and one of the best seasons in school history for a tight end as a junior in '09 when he was catching passes from his brother, John, totaling 63 receptions for 634 yards (10.1 yard avg.) and six TDs … the 63 receptions were the most all-time in school history for a tight end and the fifth-best single-season total in school history … appeared in all 11 games and started 10 during his sophomore season in '08, catching 22 passes for 236 yards and a TD … as a freshman in '07, appeared in seven games, both on special teams and at tight end, totaling one special teams tackle.

PERSONAL:

Attended Burges (El Paso, TX) High School where he lettered in football, baseball, basketball and track … earned first-team all-district honors on both offense and defense as a senior, when he caught 37 passes for 468 yards and seven TDs … also had 18 tackles and three INTs on defense … at Burges, played alongside his brother, John, while his father, also named John, served as an assistant coach … majored in Business Administration.



ALFONSO SMITH

46 | RUNNING BACK

HT. 6-1 | WT. 208
COLLEGE Kentucky
HOMETOWN Louisville, KY
HOW ACQUIRED FA-10
YEARS NFL 3 | CARDINALS 3
DOB: January 23, 1987

PRO CAREER:

Signed by the Cardinals as a rookie free agent on 4/26/10 and was waived/injured following training camp on 9/4/10. Re-signed to the Cardinals practice squad on 11/16/10 and was elevated to the 53-man roster on 11/20/10. Released by Arizona on 11/23/10 and re-signed to the practice squad on 11/24/10, where he spent the remainder of the season. Signed a futures contract with the Cardinals on 1/4/11. Re-signed as an exclusive rights player on 4/16/12.

2011: After playing in just one game as a rookie, appeared in 15 games and contributed on offense and special teams in his second season … ran for 102 yards and a TD on 30 carries and caught three passes for 21 yards … also totaled five special teams tackles … active but did not play vs. Car (9/11) … made his season debut and recorded one special teams tackle @ Was (9/18) … with RBs Beanie Wells and LaRod Stephens-Howling both out due to injuries, saw the most extensive action of his career @ Sea (9/25); led the team with 54 rushing yards on 17 carries and had three receptions for 21 yards; marked both his first career rushing attempts and receptions … had two carries for 16 yards, both coming during a fourth-quarter TD

drive vs. NYG (10/2) ... had one carry for two yards to convert a 3rd-n-1 in the second quarter @ Min (10/9); also had one special teams tackle ... scored his first career TD on a one-yard run in the second quarter vs. Pit (10/23); totaled five carries for 17 yards in the game ... had one carry for one yard and collected one special teams tackle @ Bal (10/30) ... had one special teams tackle @ Phi (11/13) ... appeared on special teams @ SF (11/20) ... had three carries for 12 yards @ StL (11/27); part of a rushing attack that posted 268 yards on the day, the highest total for the Cardinals in 31 years ... had one carry vs. Cle (12/18) ... saw action on special teams @ Cin (12/24) ... played on offense and special teams vs. Sea (1/1/12).

2010: Spent the season between the Cardinals practice squad and 53-man roster, appearing in one game as a rookie ... logged time on special teams @ KC (11/21) but did not record any statistics.

COLLEGE:

Appeared in 49 career games (nine starts), registering 974 rushing yards on 215 carries and eight TDs ... totaled 28 tackles, one forced fumble and one fumble recovery on special teams ... hauled in 30 passes for 322 yards with two TDs and returned 15 kicks for 155 yards (22.4 avg.) ... started three of 13 games played as a senior, rushing for 262 yards and two TDs on 60 carries ... set career highs by returning seven kicks for 337 yards with a long of 35 yards ... named to the SEC Academic Honor Roll in 2008 ... as a junior, saw action in all 13 games, including five starts ... set a career high with 313 rushing yards on 74 carries with two TDs ... added career bests of 16 receptions and 204 receiving yards, including a career-long 71-yard TD ... totaled 12 tackles on special teams and a forced fumble ... played in 10 games as sophomore in 2007 and totaled 149 rushing yards and two TDs on 21 carries, averaging 7.1 yards per carry ... recorded seven tackles in kick coverage and also recovered a fumble ... registered 60 carries for 285 yards and two TDs in 2006 ... recorded six receptions for 96 yards ... redshirted as a freshman in 2005.

PERSONAL:

Three-year starter at Waggener (Louisville, KY) High School, playing RB on offense and CB and LB on defense ... rushed for 1,071 yards and 11 TDs as a senior, despite missing some or all of several games because of injury ... named District Player of the Year as a senior ... all-district as a junior, rushing for 841 yards and nine TDs ... team went to the state playoffs all three years he was on varsity, with a best mark of 10-2 as a senior ... for his career registered 2,312 rushing yards, 7.6 yards per carry, and 24 TDs, along with 21 receptions for 286 yards and four TDs ... played in the Kentucky-Tennessee All-Star Game in June 2005 ... three-year letterman on the track team, running the 100 and 200-meter dashes and two relays ... won two Class AAA state championships as a senior in the 100-meter dash and the 4x100 relay ... received a U.S. Marine Corps Distinguished Athlete Award ... honor roll student ... majored in Community Communications and Leadership Development.

SMITH CAREER STATS

			Rushing					Receiving					
Year	Team	GP/GS	Att	Yds	Avg	Lg	TD	No	Yds	Avg	Lg	TD	STT
2010	Ariz	1/0	0	0	0.0	0	0	0	0	0.0	0	0	0
2011	Ariz	15/0	30	102	3.4	12	1	3	21	7.0	13	0	5
Total		**16/0**	**30**	**102**	**3.4**	**12**	**1**	**3**	**21**	**7.0**	**13**	**0**	**5**

Single Game Highs:

Rushing Yards: 54, @ Seattle, 9/25/11; **Rushing Attempts:** 17, @ Seattle, 9/25/11; **Long Run:** 12, vs. NY Giants, 10/2/11; **Rushing Touchdowns:** 1, vs. Pittsburgh, 10/23/11; **Yards Receiving:** 21, @ Seattle, 9/25/11; **Receptions:** 3, @ Seattle, 9/25/11; **Long Reception:** 12, @ Seattle, 9/25/11.

CARDINALS VISIT CHRISTMAS PARTY AT BLACK FAMILY & CHILD SERVICES

Last December, Arizona Cardinals tackle **Jeremy Bridges**, defensive end **Ronald Talley**, tackle **D.J. Young**, Cardinals Cheerleaders and mascot Big Red took part in a Christmas party for 500 children from the Black Family and Child Services agency in Phoenix.

Black Family and Child Services of Arizona (BFCS) is a private, non-profit community-based social service agency serving children and families in the metropolitan Phoenix area. Established in 1984, BFCS is licensed by the state of Arizona to provide Behavioral Health Services and holds a Child Welfare Placing License to provide adoption and foster care services. All of the children that attended the party came from the domestic violence, foster care and behavior health programs offered by BFCS.

ADAM SNYDER

68 | GUARD

HT. 6-6 | WT. 325

COLLEGE
Oregon

HOMETOWN
Fullerton, CA

HOW ACQUIRED
UFA-12 (49ers)

YEARS NFL | CARDINALS
8 | 1

DOB: January 30, 1982

NOTE CARDS

- Signed a five-year contract with the Cardinals on 3/14/12 as an unrestricted free agent after spending his first seven seasons in San Francisco, who selected him in the third round (94th overall) of the 2005 NFL Draft.
- Appeared in 107 games (69 starts) during his seven seasons with the 49ers, playing both guard and tackle. His 69 starts have come at left tackle (21), right tackle (21), right guard (17) and left guard (10).
- Wife, Erika, is a native of Ahwatukee, AZ and played volleyball at Mountain Pointe High School. Her father, Erik Widmark, spent six years as the Cardinals director of pro personnel.

PRO CAREER:

Originally entered the league as the second of the 49ers two third-round selections (94th overall) in the 2005 NFL Draft. Signed a five-year contract with the Cardinals on 3/14/12 as an unrestricted free agent.

2011: Started 13 of 16 regular season games played and also started both postseason matchups, his first career postseason appearance … all 13 regular season starts and both postseason starts came at RG … part of an offensive line that helped pave the way for RB Frank Gore to gain 100+ yards rushing in five consecutive games, establishing a new franchise record … also helped Gore rush for 1,211 yards on the season, his fifth career 1,000-yard campaign, and become the 49ers all-time leading rusher … made his first start of the season at RG @ Phi (10/2) as he helped the Niners accumulate 442 yards of total offense in a come-from-behind victory over the Eagles; yardage total included 164 rushing yards … started at RG and helped the offense rush for 213 yards while not allowing a sack vs. TB (10/9); marked first time since 12/14/06 at Seattle that the team rushed for over 200 yards and did not allow a sack; for the performance, the 49ers o-line was awarded the Madden Most Valuable Protectors Award for Week 5 … left the game (stinger) in the fourth quarter @ Det (10/16); helped Niners rush for 203 yards in the game, the first time the team rushed for 200+ yards in back-to-back games since 1998 (12/6 at Carolina and 12/14 vs. Detroit) … aided the 49ers offense in reaching 253 yards in the first half vs. Cle (10/30), which ranks the highest total by the 49ers in the first half and 2nd highest total in either half on the season … helped the Niners hold on to the ball for 44:16 while not allowing a sack vs. Ari (11/20); marked highest time of possession for team since 11/3/02 at Oakland (44:33) … sidelined with a hamstring injury late in the first quarter @ Bal (11/24) … part of an o-line that did not allow a sack in MNF victory vs. Pit (12/19) … appeared in his first career postseason game when he made the start at RG in the Divisional matchup vs. NO (1/14/12); helped offense total 407 total yards of offense against the Saints, including 143 yards on the ground … started at RG in the NFC Championship Game vs. NYG (1/22/12).

2010: Appeared in 15 games, with two starts at RG … stepped in for starter Chilo Rachal at RG after he suffered a stinger @ Sea (9/12) … started at RG in place of Rachal (stinger) vs. NO (9/20), marking his first start at RG since 10/25/09; part of an offensive line that did not allow a sack of Alex Smith on 32 pass attempts … saw action at RG in place of Rachal who left the game with a stinger @ Car (10/24); also filled in at LT briefly when Joe Staley left the game with a stinger … started for the second time at RG in place of Rachal vs. StL (11/14) … saw action as a reserve on the offensive line as the offense totaled a season-high 261 rushing yards and two TDs @ Ari (11/29).

2009: For the first time in his career, started all 16 games, lining up at RT in 15 contests and RG for one … started the first five games at RT before moving to RG for the matchup vs. Hou (10/25) … moved back to RT the following week where he started the final 10 games … helped Frank Gore rush for 1,120 yards and a career-high 10 rushing TDs … part of an o-line that led the way for the 49ers to rush for 246 yards as a team vs. Sea (9/20), including a season-high 207 yards and 2 TDs by Gore … served as a key part of an o-line that did not allow a sack of Alex Smith on any of his 41 pass attempts vs. Jax (11/29); marked first time the team did not allow a sack since 11/10/08 at Arizona … helped Gore total 167 rushing yards and a TD vs. Ari (12/14) … led the way as Gore totaled 107 yards and two TDs in the season finale @ StL (1/3/10).

2008: Started 13 of the 14 games he appeared in, starting the first seven games of the season at LG before making six starts at RT (games 9-14) … Niners rushed for over 100 yards in seven of his 13 starts while the offensive line allowed one sack or fewer in three starts … helped Gore eclipse 1,000 yards rushing (1,036) for the third consecutive season … started at LG and helped the Niners rush for a season-high 182 yards vs. Det (9/21), including a season-high 130 yards from Gore … starting at LG, helped lead the way for a 49ers offensive that totaled 131 rushing yards vs. Phi (10/12), including 101 yards and a TD by Gore … replaced in the starting lineup vs. Sea (10/26) by David Baas, but entered the game at RT in the second

quarter when Barry Sims left with an ankle injury … started at RT for the injured Sims @ Ari (11/10) and was part of an o-line that did not allow a sack and helped the offense total 116 rushing yards on the day; went on to start the next five games at LT … part of a line that helped the Niners total 135 rushing yards vs. StL (11/16), including 106 yards and a season-high two rushing TDs by Gore … left the game in the first quarter @ Mia (12/14) with an ankle injury that also forced him to miss the final two games.

2007: Appeared in all 16 games with 11 starts … became the starter at LT after Jonas Jennings was lost for the season with an ankle injury … helped lead the way for Gore to record his second consecutive 1,000 yard season (1,102) … made his first start of the season vs. Bal (10/7) after Jennings was inactive due to a personal matter … made the first of 11 consecutive starts @ NYG (10/21) in place of Jennings, who suffered a season-ending ankle injury … part of a line that helped the 49ers total 116 rushing yards @ Atl (11/4) … led the way for Gore's 116 rushing yards and two rushing TDs in the OT victory @ Ari (11/25); SF totaled 137 rushing yards on the ground, the second-highest total of the season … helped the Niners total a season-high 156 rushing yards vs. Cin (12/15), including a season-high 138 yards by Gore.

2006: Appeared in 14 games with six starts during his second NFL season … started three games at LT and three at RG … missed two games with a sprained knee … starting at LT in place of the injured Jonas Jennings vs. StL (9/17), was part of a line that did not allow a sack and received the game ball for their performance … made second career start vs. Phi (9/24) in place of the injured Larry Allen (knee) … started at LG vs. Oak (10/8) and was part of a line that did not allow a sack for the second time that season; moved to LT after Jennings left the game during the first offensive series with a hand injury … started at LT vs. SD (10/15) in place of the injured Jennings … inactive vs. GB (12/10) and @ Sea (12/14) due to a sprained knee and ankle injury suffered @ NO (12/3) … returned to action vs. Ari (12/24) and saw extensive action at LT after Jennings left the game in the first quarter with a dislocated shoulder … started at LT @ Den (12/31) in place of Jennings; was part of a line that helped Gore establish new 49ers rushing record and combined yardage record.

2005: Saw action in all 16 games with eight starts during his rookie season … started seven games at LT and one at RG … saw first action in the trenches at guard late in the fourth quarter @ Phi (9/18) … appeared a guard when starter Eric Heitmann moved to C due to an injury to Jeremy Newberry @ Ari (10/2) … logged time at guard when Heitmann moved to C relieving Newberry vs. Ind (10/9) … saw significant action at RG in the second half vs. NYG (11/6) … made his first career start @ Chi (11/13); started at RG, taking over for Heitmann who moved to C to fill in for Newberry (knee/shoulder); part of o-line that held Bears to zero sacks … received the start at LT in place of Anthony Clement each of the next five games: vs. Sea (11/20), @ Ten (11/27), vs. Ari (12/4), @ Sea (12/11) and @ Jax (12/18) … started at LT @ StL (12/24) and was instrumental in the 49ers amassing 217 rushing yards, the highest single-game total since the team ran for 206 yards at Philadelphia (12/21/03); part of a line that led the way for RB Maurice Hicks to ramble 73 yards for a TD on the first play of the game; helped Hicks finish with 109 yards and helped the offense rush for three TDs in the game … started at LT vs. Hou (1/1/06) and helped lead the 49ers to their first back-to-back wins since the '02 season.

COLLEGE:

A three-year starter for the Ducks, left Oregon as one of the most highly decorated offensive linemen in school history … played in 49 games with 35 starts at three different positions (RG, RT, LT) … became the Ducks first two-time first-team all-league selection in four decades, and won the Morris Trophy as the Pac-10's top offensive lineman … earned first-team All Pac-10 honors as a senior in '04 after allowing just two sacks the entire season playing at LT … had his best season as a junior in '03, when he became the first Oregon offensive lineman in 20 years to be named first-team All Pac-10 … also during his junior season, became the first offensive lineman since the '95 season to earn Pac-10 Offensive Player of the Week for his play in the Ducks win over Michigan … as a sophomore in '02, started 10 games and helped the Ducks churn out a first-team all-conference RB while the unit ranked second in the conference in rushing … appeared in 11 games, with his lone start coming at RT, as a freshman in '01 … redshirted in '00.

PERSONAL:

Attended La Serna (Whittier, CA) High School, where he was a two-year starter and team captain as a senior … ranked among the best interior linemen and top 80 overall prospects in California by Super Prep … named second-team all-CIF after helping the team rush for more than 2,400 yards as a senior … graduated with a degree in Journalism/Public Relations.

SNYDER CAREER STATS

Year	Team	GP/GS
2005	SF	16/8
2006	SF	14/6
2007	SF	16/11
2008	SF	14/13
2009	SF	16/16
2010	SF	15/2
2011	SF	16/13
Total		**107/69**

SNYDER POSTSEASON STATS

Year	Team	GP/GS
2011	SF	2/2
Total		**2/2**



LaRod STEPHENS-HOWLING

36 | RUNNING BACK

HT. 5-7 | WT. 185
COLLEGE Pittsburgh
HOMETOWN Johnstown, PA
HOW ACQUIRED D7a/09 (240th)
YEARS NFL 4 | CARDINALS 4
DOB: April 26, 1987

NOTE CARDS

- Ranks fourth in team history in total kickoff returns (145), third in kickoff return yards (3,662) and second in kickoff return TDs (3). Enters the 2012 season needing 33 returns and 345 return yards to become the franchise all-time leader in those respective categories.
- Led the NFL with 1,548 kickoff return yards in 2010, despite missing three games due to injury.
- Returned two kickoffs for TDs in 2010, joining Les Goble (1954) and Ollie Matson (1952, '58) as the only players in franchise history with two KOR TDs in a single season.
- His three career KOR TDs rank as the second-highest total in franchise history behind Ollie Matson (6).
- Established career highs in rushing attempts (43), rushing yards (167), receiving yards (234) and receiving TDs (2) during the 2011 season.
- Had TD receptions of 73 yards and 52 yards in 2011, with the 52-yarder coming in the OT victory over Dallas in Week 13.
- With KOR TDs of 102, 99 and 96 yards and the receiving TD of 73 yards, he is one of just seven players in franchise history with at least four TDs of 70+ yards.
- In returning the opening kickoff for a TD against the Raiders in Week 3 of the '10 season, won a Cards fan a new home as part of the Lennar Homes "Take it to the House" kickoff promotion.
- Named to the PFW/PFWA All-Rookie team and USA Today All-Joe team in 2009 as a special teamer after leading the Cardinals with 23 special teams tackles.
- Turned in one of the more memorable individual performances of the 2009 season in Tennessee (11/29), recording a 99-yard kickoff return for a TD and downing three punts inside the five (5, 2, and 1-yard lines). Earned NFC Special Teams Player of the Week honors, becoming just the fifth rookie in franchise history to be named Player of the Week.
- His 99-yard kickoff return for a TD at Tennessee in '09 made him the first Cardinals rookie to return a kickoff for a TD since Roy Green's 106-yard return at Dallas on 10/21/79.

PRO CAREER:

Selected by the Cardinals with their first pick in the seventh round (240th overall) of the 2009 NFL Draft. Has appeared in 43 games (5 starts) and both post-season contests during his first three seasons. Re-signed with the Cardinals on 4/16/12 as a restricted free agent.

2011: Played in 14 games with one start and served as the team's primary kickoff returner … missed two games due to a hand injury … finished second on the team and set career highs with 167 rushing yards on 43 carries … also caught 13 passes for a career-best 234 yards (a team-leading 18.0 yards per catch) and two TDs … totaled 857 yards on 36 kickoff returns and had four special teams tackles … ran for 10 yards on three carries and had a two-yard reception vs. Car (9/11); returned two kickoffs for 60 yards and registered two special teams tackles; left the game in the second half with a hand injury … inactive due to hand injury @ Was (9/18) and @ Sea (9/25) … returned from injury and had one reception for nine yards and one carry for one yard vs. NYG (10/2) … had 115 yards on five kickoff returns @ Min (10/9); also had one rush for five yards … caught two passes for 76 yards, including a career-long 73-yard TD in the third quarter vs. Pit (10/23); became the sixth player in franchise history with four career TDs of 70-plus yards; marked the longest pass play to a RB since Jake Plummer and Marcel Shipp connected for an 80-yard TD on 12/15/02 at St. Louis; also had 107 yards on five kickoff returns … ran for 17 yards on five carries @ Bal (10/30); totaled 116 yards on four kickoff returns … totaled two receptions for 39 yards @ Phi (11/13); had a key 30-yard reception to convert 4th-n-2 at own 32 on the Cardinals game-winning TD drive in the fourth quarter; had 51 yards on three kickoff returns … had nine rushing yards on two carries and one catch for 14 yards @ StL (11/27); part of a rushing attack that posted 268 yards on the day, the highest total for the Cardinals in 31 years; converted two third downs on the Cardinals final drive that secured the victory, catching a 14-yard pass on 3rd-n-4 and then running for five yards on another 3rd-n-4; also had 97 yards on four kickoff returns … caught the game-winning 52-yard TD pass in overtime from Kevin Kolb vs. Dal (12/4); marked the third-longest game-winning play in overtime in franchise history; was his seventh career TD, five of which have covered at least 50 yards (kickoff return TDs of 102, 99, and 96 yards and TD receptions of 73 and 52 yards); also had two carries for 16 yards, three kickoff returns for 66 yards, and one special teams tackle … with Beanie Wells

inactive due to a knee injury, made his first start of the season and posted career highs with 21 carries for 93 yards vs. Sea (1/1/12); had a career-long 39-yard run in the first quarter.

2010: Recorded two starts in 13 games played, missing three games due to a hamstring injury; while serving as the Cardinals primary kickoff returner, also expanded his role on offense, recording 113 rushing yards on 23 carries with one TD and 111 receiving yards on 16 receptions … registered the third-most kickoff return yards in franchise history, a league leading 1,548 yards … had 14 returns of at least 30 yards … established then career highs with 49 rushing yards on seven carries (7.0 avg.) in the season opener @ StL (9/12), including a 21-yard run that was longest run by either team … for the second straight week tied a career high with three receptions for 25 yards @ Atl (9/19); all three receptions converted first downs … registered 179 yards on five kick returns including a 102-yard TD on the opening kickoff vs. Oak (9/26), the fifth longest kickoff return for a TD for Arizona and the longest since Roy Green's 106-yard return on 10/21/79 at Dallas; seventh game-opening KOR for a TD in franchise history and the first for the Cards since J.J. Arrington's 93-yarder vs. Dal on 10/12/08; first Cardinal since Terry Metcalf (1974-75) to have a kickoff return for a TD in back-to-back seasons … registered a career-high seven kick returns for 119 yards @ SD (10/3); seven KRs tied for third most in franchise history … posted kick returns of 60 and 48 yards in the first quarter vs. NO (10/10); 48-yard return set up a FG; marked the first game in his career where he recorded two kick returns of at least 45 yards … made third career start and recorded 140 yards on four kick returns @ Sea (10/24), including a 71-yard return to the SEA 33-yard line to set up a FG; 71-yard return marked the longest kick return of his career that was not a TD … recorded first career rushing TD on a 30-yard run vs. TB (10/31) and totaled 143 yards on six kick returns (23.8) with a long of 35 yards … totaled a career-high 198 yards on six kick returns (33.0 avg.), including a 96-yard return for a TD @ Min (11/7); second KOR for a TD in '10 … opened the game with a 52-yard kick return to the AZ 48-yard line that set up a drive that resulted in a TD vs. Sea (11/14); suffered a hamstring injury early in the second quarter that limited his availability for the rest of the game; marked the fifth straight game with at least one kickoff return of at least 35 yards … inactive (hamstring) @ KC (11/21); first game missed of pro career … returned from a hamstring injury to record 107 yards on four returns vs. SF (11/29) … before leaving the game after the first half with the hamstring injury @ Car (12/19), recorded one rush for six yards, one reception for two yards and four kickoff returns for 102 yards … inactive (hamstring) for the final two regular season games.

2009: Appeared in all 16 regular season games with two starts and also saw action in both postseason contests … in first career game led the Cardinals with two special teams tackles vs. SF (9/13) … for second straight week led team with three special teams tackles @ Jax (9/20) … registered first career TD on a 14-yard reception from Kurt Warner and also recorded a 53-yard kickoff return while averaging 31.5 yards on four returns vs. Car (11/1) … registered a five-yard run and two special teams tackles @ Chi (11/8) … recorded a 99-yard kickoff return for a TD and downed punts at the five, two and one-yard lines @ Ten (11/29); marked first kickoff return for a TD of his career; named NFC Special Teams Player of the Week … totaled a career-high three receptions for 23 yards @ SF (12/14) … made a couple of game changing plays: recovered a muffed punt on the Det 13-yard line that led to a TD; after the Lions tied the game at 24 with under four minutes to play in the fourth quarter, returned the ensuing kickoff 39 yards to the AZ 42-yard line to set up a short field that AZ converted

A VERSATILE THREAT

Entering the 2011 season, RB **LaRod Stephens-Howling** had become a key component for the Cardinals, primarily on special teams returning kicks. He had scored five career TDs in his first two NFL seasons, with three of those coming on kickoff returns which spanned 102, 99 and 92 yards.

In 2011, the third-year back expanded his game and made his biggest contributions out of the backfield, posting TD receptions of 73 and 52 yards, with the 52-yarder coming in OT during the Week 13 victory vs. Dallas.

Against the Steelers in Week 7, Stephens-Howling scored his first TD of the season when he turned a short pass from Kolb into a 73-yard catch-n-run in the third quarter.

With the 73-yard TD reception against the Steelers, Stephens-Howling became one of just seven players in franchise history with at least four TDs of 70+ yards.

TDs of 70+ Yards—Franchise History

TDS	PLAYER (YEARS)
12	Ollie Matson (1952-58)
6	Mel Gray (1971-82)
5	Roy Green (1979-80)
4	**LaRod Stephens-Howling (2009-)**
	Patrick Peterson (2011-)
	Bobby Joe Conrad (1960-68)
	Jackie Smith (1963-77)

In the season finale vs. Seattle, he appeared as the Cardinals feature back for the first time in his career in place of the injured Beanie Wells and posted career highs with 21 attempts for 93 yards, averaging 4.4 yards per carry. His 39-yard run in the first quarter was the longest run of his career.

For the season, Stephens-Howling posted career highs in rushing attempts (43), rushing yards (167), receiving yards (234) and receiving TDs (2).

THE RETURN MAN

In his first three NFL seasons, RB **LaRod Stephens-Howling** recorded 145 kickoff returns for 3,662 yards and three TDs. His 145 returns rank as the fourth-best total in franchise history while his 3,662 return yards rank third and his three TDs rank second.

FRANCHISE CAREER LEADERS
KICKOFF RETURNS

RET	PLAYER, YEARS
177	Stump Mitchell, 1981-89
164	Vai Sikahema, 1986-90
151	MarTay Jenkins, 2000-02
145	**LaRod Stephens-Howling, 2009-**
114	J.J. Arrington, 2005-08

KICKOFF RETURN YARDS

YDS	PLAYER, YEARS
4,007	Stump Mitchell, 1981-89
3,865	MarTay Jenkins, 2000-02
3,662	**LaRod Stephens-Howling, 2009-**
3,501	Vai Sikahema, 1986-90
2,804	Terry Metcalf, 1973-77

KICKOFF RETURN TDS

TDS	PLAYER, YEARS
6	Ollie Matson, 1952 (2), '54, '56, '58 (2)
3	**LaRod Stephens-Howling, 2009, '10 (2)**
2	J.J. Arrington, 2006, '08
	MarTay Jenkins, 2000, '02
	Les Goble, 1954 (2)
	Terry Metcalf, 1974, '75

Stephens-Howling put on a historic performance as a return man during the 2010 season, leading the NFL with 1,548 KOR yards and joining Ollie Matson and Les Goble as the only three players in franchise history with multiple KOR TDs in a single season. Stephens-Howling had KOR TDs of 96 and 102 yards during the '10 season.

He joined the NY Jets' Brad Smith (2), New England's Brandon Tate (2), Oakland's Jacoby Ford (3) and Seattle's Leon Washington (3) as the only players with at least two KOR TDs in 2010.

Despite missing three games due to injury in '10, Stephens-Howling led the NFL with 1,548 kickoff return yards and his 27.2-yard average was fourth-best in the league.

KICKOFF RETURN YARDS—NFL LEADERS (2010)

YDS	PLAYER (TEAM)
1,548	**LaRod Stephens-Howling (Ari)**
1,530	Marc Mariani (Ten)
1,461	Leon Washington (Sea)
1,448	Stefan Logan (Det)
1,432	Brad Smith (NYJ)

TO THE HOUSE FOR A HOUSE

In returning the opening kickoff for a TD against the Raiders in Week 3 of the '10 season, Stephens-Howling won Cards fan and Surprise, AZ resident Dave Johnson a new home as part of the Lennar Homes "Take it to the House" Kickoff promotion.

The first Cardinals kickoff return of every home game in 2010 was billed as the "Lennar Take it to the House Kickoff." If the Cards returned that kickoff for a TD, one selected registrant won a brand new home, courtesy of Lennar. Johnson, along with numerous Lennar representatives, were at the Cards facility on Wednesday, Sept. 29 for a meet-and-greet with Stephens-Howling.

"I wish I could win a house for somebody every time I touched the ball, but that is great," Stephens-Howling said after making Johnson the first and only winner of the contest. "That is amazing."

into the game winning TD @ Det (12/20) ... contributed in many ways, registering an 18-yard run, hauling in three receptions for 19 yards, totaling 85 yards on four kickoff returns and tying for the team lead with two special teams tackles in the Wild Card matchup vs. GB (1/10/10) ... recorded postseason-highs by averaging 27.8 yards on five kickoff returns with a postseason long of 32 yards and registered two carries for four yards in the Divisional game @ NO (1/16/10).

COLLEGE:

In four seasons at Pittsburgh had 1,959 yards rushing and 15 TDs on 429 attempts ... a solid receiver out of the backfield, he added 52 receptions for 453 yards and a TD ... most productive season came in 2006 when he rushed for 893 yards and nine TDs on 178 carries and added 19 receptions for 231 yards and a TD ... as a senior, appeared in all 13 games as a reserve at tailback and also contributed on special teams ... rushed for 312 yards on 77 carries (4.1 avg.) with five TDs and added 493 yards on 23 kick returns (21.4 avg.) ... had 109 receiving yards on 11 receptions (9.9 avg.) and recorded nine special teams tackles ... appeared in 11 games with two starts as a junior ... rushed for 320 yards on 78 carries (4.1 avg.) with one TD ... as a kick returner, averaged 20 yards on five attempts for the season ... paced Pitt with 893 rushing yards on 178 attempts (5.0 avg.) as a sophomore ... finished fourth in the Big East in rushing (81.2 yards/game) and all-purpose yards (105.0 yards/game) ... played in and started 11 games ... named to the Big East All-Academic Football Team ... led Pitt in rushing with 434 yards on 96 carries (4.5 avg.) in nine games as a true freshman ... also contributed as a kick returner and had five returns for 151 yards (30.2 avg.) and a 95-yard TD.

PERSONAL:

Two-time member of the Associated Press Pennsylvania Class AAA All-State first-team at Greater Johnstown (PA) High School ... in three varsity seasons, rushed for a school record 4,597 yards, averaging 8.9 yards per carry ... broke the 29-year-old career rushing record of 3,552 yards set by former Pitt RB Artrell Hawkins, Sr. ... rushed for 57 TDs during his career ... as a senior, led the Johnstown area with 1,875 yards rushing and 32 TDs ... led Greater Johnstown to its first District 6 Class AAA title and a 9-3 record ... in his junior year, set the school single-season rushing record with 2,226 yards and his rushing total set a Laurel Highlands Athletic Conference (LHAC) record ... also a standout in baseball, track and wrestling ... a member of National Honor Society, Who's Who Among American High School Students and the Minority Scholars Club.

STEPHENS-HOWLING CAREER STATS

			Rushing					Receiving					
Year	Team	GP/GS	Att	Yds	Avg	Lg	TD	No	Yds	Avg	Lg	TD	STT
2009	Ariz	16/2	6	15	2.5	5	0	10	83	8.3	15	1	23
2010	Ariz	13/2	23	113	4.9	30t	1	16	111	6.9	13	0	5
2011	Ariz	14/1	43	167	3.9	39	0	13	234	18.0	73t	2	4
Total		**43/5**	**72**	**295**	**4.1**	**39**	**1**	**39**	**428**	**11.0**	**73t**	**3**	**32**

		Kickoff Returns				
Year	Team	No	Yds	Avg	Lg	TD
2009	Ariz	52	1,257	24.2	99t	1
2010	Ariz	57	*1,548	27.2	102t	2
2011	Ariz	36	857	23.8	37	0
Total		**145**	**3,662**	**25.3**	**102t**	**3**

*Led NFL

Single Game Highs:

Rushing Yards: 93, vs. Seattle, 1/1/12; **Rushing Attempts:** 21, vs. Seattle, 1/1/12; **Long Run:** 39, vs. Seattle, 1/1/12; **Rushing Touchdowns:** 1, vs. Tampa Bay, 10/31/10; **Yards Receiving:** 76, vs. Pittsburgh, 10/23/11; **Receptions:** 3, three times, last @ Atlanta, 9/19/10; **Long Reception:** 73t, vs. Pittsburgh, 10/23/11; **Receiving Touchdowns:** 1, three times, last vs. Dallas, 12/4/11; **Special Teams Tackles:** 3, twice, last @ Seattle, 10/18/09; **Kick Returns:** 7, @ San Diego, 10/3/10; **Kick Return Yards:** 198, @ Minnesota, 11/7/10; **Long Kick Return:** 102t, vs. Oakland, 9/26/10.

Additional Special Teams Statistics:

Touchdowns: 96-yard kick return @ Min (11/7/10); 102-yard kick return vs. Oak (9/26/10); 99-yard kick return @ Ten (11/29/09); **Fumble Recoveries:** recovered a muffed punt @ Detroit, 12/20/09.

STEPHENS-HOWLING POSTSEASON STATS

			Rushing					Receiving					
Year	Team	GP/GS	Att	Yds	Avg	Lg	TD	No	Yds	Avg	Lg	TD	STT
2009	Ariz	2/0	3	22	7.3	18	0	3	19	6.3	12	0	2
Total		**2/0**	**3**	**22**	**7.3**	**18**	**0**	**3**	**19**	**6.3**	**12**	**0**	**2**

		Kickoff Returns				
Year	Team	No	Yds	Avg	Lg	TD
2009	Ariz	9	224	24.9	32	0
Total		**9**	**224**	**24.9**	**32**	**0**



CHRIS STEWART

61 | GUARD

HT. 6-4 | WT. 325
COLLEGE
Notre Dame
HOMETOWN
Spring, TX

HOW ACQUIRED
FA-12
YEARS NFL | CARDINALS
1 | 1
DOB: September 12, 1987

PRO CAREER:

Signed by the New York Jets as a rookie free agent on 7/27/11 and was released on 8/24/11. Signed a futures contract with the Cardinals on 1/5/12.

COLLEGE:

Played in 41 games, with 35 starts over his last three seasons at Notre Dame … started all 13 games as a senior in '10 … was one of three fifth-year seniors on the roster … part of line that helped both Cierre Wood and Armando Allen run for more than 500 yards each on the season … started all 12 games in '09 … helped the Irish run for over 100 yards in nine games, including a 255-yard output against Washington State … started 10 games in '08, missing three games due to a knee injury … settled in as a guard after bouncing back and forth between offensive line and defensive line in his first two years … played in six games on special teams and as a reserve OL in '07 after beginning spring practice as a nose tackle … redshirted in '06.

PERSONAL:

Attended Klein (TX) High School … second-team offensive lineman on USA Today prep All-America squad for 2005 … selected for U.S. Army All-American Bowl prep all-star game … rated 33rd on list of top 100 players in Texas by Dallas Morning News … second-team Texas Class 5A all-state pick in '05 by Texas Sportswriters Association after 102 pancake blocks … all-area pick as sophomore and junior … also played basketball … brother played basketball at Texas Southern … mother, Lusia, was member of United States silver medal-winning basketball team at 1976 Summer Olympic Games and is in the Naismith Memorial Basketball Hall of Fame … enrolled at Notre Dame in January 2006 … graduated in 3.5 years with a History degree from the College of Arts and Letters … finished his undergraduate studies a 3.5 cumulative GPA … was enrolled in the College of Law during his final season at Notre Dame.



QUAN STURDIVANT

52 | LINEBACKER

HT. 6-1 | WT. 241
COLLEGE
North Carolina
HOMETOWN
Oakboro, NC

HOW ACQUIRED
D6/11 (171st)
YEARS NFL | CARDINALS
1 | 1
DOB: December 5, 1988

PRO CAREER:

Selected by the Cardinals in the sixth round (171st overall) of the 2011 NFL Draft. Released on 9/5/11 following training camp and was re-signed to the practice squad on 9/6/11, where he spent the remainder of the season. Signed a futures contract with the Cardinals on 1/5/12.

2011: Spent his rookie season on the Cardinals practice squad.

COLLEGE:

Started 38 of 46 games at North Carolina, with 11 starts at middle LB and 27 at weak side OLB … recorded 309 tackles (192 solos) with seven sacks, 27.5 tackles for a loss and seven QB pressures … also added two forced fumbles and three fumble recoveries, returning two for 58 yards, including a 49-yard TD … had nine passes defensed and intercepted four others for 90 yards in returns, including a TD … preseason All-American, All-ACC, Nagurski and Butkus Award candidate played in eight games (seven starts) at weak side OLB as a senior … finished third on the team with 61 tackles (31 solos) with a career-best three sacks and 8.5 tackles for a loss … as a junior in '09, became the first Tar Heels LB since Kivuusama Mays in 1997 to earn All-ACC first-team honors … named one of 16 semifinalists for the Butkus Award as the nation's top LB … started all 13 games at LB as he moved to weak side OLB for the final seven contests after starting the team's first six games at middle LB … led the team for the second consecutive year with 79 tackles (48 solos) and also had one sack and six QB pressures … tied for second on the squad with 12

tackles for loss and also had three passes defensed … earned All-ACC second-team honors as a sophomore in '08 after leading the team with a career-best 122 tackles (87 solos) in 13 starts at weak side OLB … had a pair of sacks and 5.5 tackles for loss … forced a fumble and had four passes defensed … gained 89 yards with a TD on two INT returns … enrolled at UNC in January after graduating high school early and adjusted to LB after performing mostly at QB and SS during his prep playing days … played in all 12 games with five starts at middle LB as a freshman … finished the season with 47 tackles (26 solos), a seven-yard sack, 1.5 tackles for a loss and a QB pressure … also recovered a fumble and intercepted a pass.

PERSONAL:

Attended West Stanly (Durham, NC) High School where he played QB and SS and earned Rocky River Conference Offensive Player of the Year honors as a senior … three-time all-conference and two-time All-State choice … a member of North Carolina's Shrine Bowl team, he completed 99 of 179 passes for 1,794 yards and 21 TDs, adding 745 yards on 111 rushing attempts in 2006 … also had 12 tackles, one INT and two passes defensed, helping lead the Colts to a 9-4 record and the second round of the Class 2-A state playoffs … Communications major at UNC … wears jersey No. 52 because of Ray Lewis (Baltimore) and Jon Beason (Carolina).

RONALD TALLEY

96 | DEFENSIVE END

HT. 6-3 | WT. 286

COLLEGE
Delaware

HOMETOWN
Detroit, MI

HOW ACQUIRED
FA-10

YEARS NFL | CARDINALS
2 | 2

DOB: February 21, 1986

PRO CAREER:

Originally signed with the Green Bay Packers as a rookie free agent on 5/1/09. Released by the Packers and re-signed to the practice squad on 9/6/09, where he spent the remainder of the season. Re-signed to a future contract by the Packers on 1/11/10 before being released following training camp on 9/4/10. Signed to the Cardinals practice squad on 11/9/10 and signed to a future contract by Arizona on 1/6/11.

2011: After bouncing between the practice squad and active roster in the first 11 weeks of the season, played in the final six games and recorded two tackles … released after training camp on 9/5 and signed to the Cardinals practice squad on 9/6 … elevated to the active roster on 9/20 … inactive in each of first five games on the roster … released and re-signed to the practice squad on 11/1 … re-signed to the active roster on 11/22 … made his NFL debut and recorded his first career tackle @ StL (11/27) … saw action on defense vs. Dal (12/4) … collected one tackle and had one QB pressure vs. SF (12/11) … appeared on defense in each of the last three games.

2010: Signed to the Cardinals practice squad on 11/9, where he spent the remainder of the season.

2009: Spent the season on the Packers practice squad.

COLLEGE:

A four-time letter winner, began his collegiate career at Notre Dame before transferring to Delaware for his final two seasons … in his second season with the Blue Hens in '08, started 10 of 11 games and registered 46 tackles, eight tackles for loss, and 3.5 sacks … named to the Colonial Athletic Association Academic All-Conference team following his senior season … became an immediate contributor to the Hens in '07, playing in 13 games (eight starts) and recording 43 tackles, six tackles for loss, and three sacks … transferred to Delaware in January of 2007 … played in six games for Notre Dame in 2006, but left at midseason … played in 11 games as a redshirt freshman in '05, collecting 23 tackles and a sack for a Fighting Irish team that went 9-3 and played Ohio State in the Fiesta Bowl … redshirted in 2004.

PERSONAL:

Attended Renaissance (Detroit, MI) High School where he was rated the 11th overall player in the Midwest by the Detroit Free Press his senior season … also named to the Free Press Division 4 All-State team and the All-Detroit team as a defensive lineman in 2003 after making 80 tackles, including 12 tackles for loss, and five sacks during his final season … made 122 tackles, including 30 tackles for loss, as a junior in 2002 … earned a B.A. in Mass Communication at Delaware and enrolled in the school's Sports Management graduate program where he was named an honor student for the 2008-09 academic year.

TALLEY CAREER STATS

			Tackles			Sacks		Interceptions							
Year	Team	GP/GS	Solo	Asst	Ttl	Sk	Yds	Int	Yds	Lg	TD	PD	FR	FF	STT
2011	Ariz	6/0	1	1	2	0.0	0	0	0	0	0	0	0	0	0
Total		**6/0**	**1**	**1**	**2**	**0.0**	**0**	**0**	**0**	**0**	**0**	**0**	**0**	**0**	**0**

Single Game Highs:

Total Tackles: 1, twice, last vs. San Francisco, 12/11/11; **Solo Tackles:** 1, @ St. Louis, 11/27/11.

GREG TOLER

28 | CORNERBACK

HT. 6-0 | WT. 192

COLLEGE
Saint Paul's (VA)

HOMETOWN
Washington, D.C.

HOW ACQUIRED
D4/09 (131st)

YEARS NFL | CARDINALS
4 | 4

DOB: January 2, 1985

NOTE CARDS

- Entered the 2011 season as a projected starter at cornerback, but suffered a season-ending knee injury during the preseason and was placed on injured reserve.
- Started 13 of 14 games played in 2010, recording 64 tackles, a sack, two INTs, two forced fumbles and a fumble recovery.
- Against the Dallas Cowboys in Week 16 of the 2010 season, intercepted a Jon Kitna pass and returned it 66 yards for a TD in the 27-26 win, his first career TD.
- When Arizona drafted him out of Saint Paul's College, a Division II school outside Lawrenceville, VA., Toler became the first player from the school ever taken in the NFL Draft. Will remain the only player drafted from the school, as they discontinued their football program in July of '11.
- Although he graduated from Northwestern (Washington, D.C.) High School, was not academically eligible to enter college. He worked at a JC Penney's store and played semi-pro football for the D.C. Explosion before getting a chance to play at Saint Paul's.
- Returned to Saint Paul's in 2011 and graduated with a degree in Criminal Justice and a minor in Sociology in May, 2012.

PRO CAREER:

Selected by the Cardinals in the fourth round (131st overall) of the 2009 NFL Draft and appeared in 27 games (13 starts) during the regular season as well as two postseason contests in his first two seasons. Placed on injured reserve (knee) on 8/29/11 and missed the entire 2011 season. Re-signed on 4/16/12 as a restricted free agent.

2011: Suffered a left knee injury during the preseason matchup vs. San Diego (8/27) and missed the entire season after being placed on injured reserve on 8/29.

2010: Started a career-best 13 of 14 games played, missing two games with a foot injury … made first career start and registered a team-high 11 unassisted tackles and one forced fumble in the season opener @ StL (9/12) … recorded a team-high two special teams tackles to go with six solo tackles and first career fumble recovery @ Atl (9/19) … registered three tackles, two passes defensed and tied for the team lead with two special teams tackles vs. Oak (9/26); deflected a pass on 3rd-n-goal to force a FG midway through the fourth quarter … registered first career sack as well as seven tackles, a team-high two passes defensed and one forced fumble @ SD (10/3); fumble was returned 42 yards for a TD by FS Kerry Rhodes to tie the game at seven in the second quarter … with Arizona up 23-13 in the fourth quarter vs. NO (10/10), intercepted a Drew Brees pass at the AZ 39-yard line; marked first fourth quarter INT by Brees in 26 games (11/30/08 at TB) … inactive (foot) @ KC (11/21) and vs. SF (11/29) … after being limited all week in practice (foot), returned to the lineup and registered two tackles vs. StL (12/5) … returned to the starting lineup for the first time since suffering a foot injury in mid-November and recorded three tackles vs. Den (12/12); part of a secondary that held the Broncos fourth ranked pass offense to 166 yards—105 yards below their average entering the game … recorded six tackles and first career TD on 66-yard INT return vs. Dal (12/25); 66-yard INT return for a TD was AZ's longest INT return for a TD since Dominique Rodgers-Cromartie's 99-yarder on 12/7/08 vs. St. Louis.

2009: Saw action in 13 regular season games and both postseason contests … inactive for the season opener vs. SF (9/13) … played in first career game @ Jax (9/20) … registered first special teams tackle of career vs. Ind (9/27) … recovered a Neil Rackers pooch kick at the Seattle 23-yard line with 4:15 left in the first quarter @ Sea (10/18); led to a TD and put Arizona up 14-0 … due to injuries in the secondary, saw first action on defense @ NYG (10/25) … recorded one special teams tackle in each of the next five games after only totaling one in the first six games of the season … inactive vs. Min (12/6) and @ SF (12/14) … recorded two tackles and first career INT vs. StL (12/27); picked off Keith Null at the AZ 33-yard line … saw extensive action on defense and recorded seven tackles and one pass defensed in the regular season finale vs. GB (1/3/10) … played in first career postseason game but did not register any statistics in the Wild Card matchup vs. GB (1/10/10) … saw increased playing time after starting CB Dominique Rodgers-Cromartie left in the first quarter with a knee injury and led all Arizona DBs with nine tackles @ NO (1/16/10).

COLLEGE:

Started 40 collegiate games and established school records with 16 INTs and 38 pass breakups at Saint Paul's … a three-time first-team All-CIAA selection, also earned first-team Little All-America honors as a senior in 2008 after establishing career highs with 51 tackles, six INTs and 13 passes defensed … as a senior, was also named the Virginia small school Defensive Player of the year … established school and CIAA records with eight blocked kicks during his career, returning a blocked FG 82 yards for a TD … earned notice with his standout showings in the East Coast Bowl (two INTs, seven tackles and a pass defensed) and Cactus Bowl (INT returned 51 yards for a TD and eight tackles) all-star games, earning MVP honors in both … received All-CIAA and Little All-American first-team honors as a senior after collecting a career-high 51 tackles (37 solos), including 4.5 stops behind the line of scrimmage … tied for ninth in the nation and second in the league with seven INTs and set the school record with three blocked kicks, returning one blocked punt for a TD … had a banner year as a junior, receiving All-CIAA first-team honors.

PERSONAL:

Attended Northwestern (Hyattsville, MD) High School where he was a two-time All-Metro choice as a CB, WR and return specialist … ruled academically ineligible for post-season competition after his senior season.

TOLER CAREER STATS

			Tackles			Sacks		Interceptions							
Year	Team	GP/GS	Solo	Asst	Ttl	Sk	Yds	Int	Yds	Lg	TD	PD	FR	FF	STT
2009	Ariz	13/0	8	1	9	0.0	0	1	0	0	0	1	0	0	6
2010	Ariz	14/13	60	4	64	1.0	10	2	66	66t	1	8	1	2	4
2011	Ariz	Injured Reserve-Knee													
Total		**27/13**	**68**	**5**	**73**	**1.0**	**10**	**3**	**66**	**66t**	**1**	**9**	**1**	**2**	**10**

Single Game Highs:

Total Tackles: 11, @ St. Louis, 9/12/10; **Solo Tackles:** 11, @ St. Louis, 9/12/10; **Interceptions:** 1, three times, last vs. Dallas, 12/25/10; **Passes Defensed:** 2, four times, last vs. Seattle, 11/14/10; **Sacks:** 1, @ San Diego, 10/3/10; **Forced Fumbles:** 1, twice, last @ San Diego, 10/3/10; **Fumble Recoveries:** 1, @ Atlanta, 9/19/10; **TDs:** 66-yd. interception return, vs. Dallas, 12/25/10.

Additional Statistics:

Recovered a pooch kick @ Seattle, 10/18/09.

TOLER POSTSEASON STATS

			Tackles			Sacks		Interceptions							
Year	Team	GP/GS	Solo	Asst	Ttl	Sk	Yds	Int	Yds	Lg	TD	PD	FR	FF	STT
2009	Ariz	2/0	5	4	9	0.0	0	0	0	0	0	1	0	0	0
Total		**2/0**	**5**	**4**	**9**	**0.0**	**0**	**0**	**0**	**0**	**0**	**1**	**0**	**0**	**0**

REGGIE WALKER

56 | LINEBACKER

HT. 6-0 | WT. 244

COLLEGE
Kansas State

HOMETOWN
Sacramento, CA

HOW ACQUIRED
FA-09

YEARS NFL | CARDINALS
4 | 4

DOB: December 15, 1986

PRO CAREER:

Signed by the Cardinals as a rookie free agent on 4/27/09 and was the only member of Arizona's '09 rookie free agent class to make the 53-man roster. Re-signed with the Cardinals on 3/26/12, agreeing to a two-year contract as an unrestricted free agent.

2011: Played in all 16 games, contributing mostly on special teams … finished second on the team with a career-high 16 special teams tackles and totaled eight tackles on defense … played on special teams and entered the game on defense in the second half after starting LB Daryl Washington was injured vs. Car (9/11); had one unassisted tackle and one QB pressure … posted a career-best seven tackles, including four unassisted tackles, @ Was (9/18) … had one special teams tackle vs. NYG (10/2) … recorded a career-high four special teams tackles @ Bal (10/30) … collected two special teams tackles vs. StL (11/6) … registered two special teams tackles @ SF (11/20) … recorded two special teams tackles @ StL (11/27) … collected two special teams tackles vs. Dal (12/4) … recorded one special teams tackle vs. SF (12/11) … collected one special teams tackle @ Cin (12/24) … had one special teams tackle vs. Sea (1/1).

2010: Played in 11 games and recorded eight tackles and 10 special teams tackles … registered one special teams tackle in the season opener @ StL (9/12) … posted one special teams tackle vs. Oak (9/26) … registered two tackles, one tackle for loss and one special teams tackle @ SD (10/3) … inactive (hamstring) @ KC (11/21) … tied for the team lead with three special teams tackles vs. Den (12/12) … recorded a season-high three tackles and one special teams tackle @ Car (12/19) … totaled two tackles and tied for the team lead with two special teams tackles vs. Dal (12/25).

2009: After making the team as an undrafted rookie free agent, played in seven regular season games and one postseason contest … inactive for the season opener vs. SF (9/13) … had one special teams tackle in first career game @ Jax (9/20) … inactive for the next four games … saw time on special teams vs. Car (11/1) and @ Chi (11/8) … played special teams and saw brief action on defense vs. Sea (11/15) … registered second special teams tackle of his career @ StL (11/22) … inactive for the next four games … registered one special teams tackle and recovered first career fumble on a punt return at the AZ 43-yard line in the third quarter vs. StL (12/27) … recorded four tackles in the regular season finale vs. GB (1/3/10) … inactive for the Wild Card game vs. GB (1/10/10) … in first postseason game, had a team-high two special teams tackles in the Divisional matchup @ NO (1/16/10).

COLLEGE:

Finished college career by starting 22 of 46 games played and registered 163 tackles, 15.5 tackles for loss, five sacks, six passes defensed, three forced fumbles and one fumble recovery … started six of 12 games as a senior, recording 46 tackles, five tackles for loss, one fumble recovery and two sacks … saw action in all 12 games with seven starts as a junior in 2007 … had a career-high 65 tackles, five tackles for loss, three sacks, only career INT, three passes defensed and two forced fumbles … recorded first career INT and first sack of career against Auburn … saw action in a career-best 13 games, making a career-high nine starts as a sophomore in 2006 … in 2005 as a freshman, played in nine games.

PERSONAL:

Born in Fairbanks, AK … started three years at Grant (Sacramento, CA) High School and was one of the top LBs in the state of California … helped lead the Pacers to a 9-2 record and a Metro Conference title in 2004 … earned first team Division I All-CIF Sac-Joaquin Section honors … named first team all-Metro by the Sacramento Bee … also a first team all-Metro Conference selection and the league's defensive MVP … all-conference selection in rugby and was involved in the math honors club … grew up in Missouri before moving to Sacramento just prior to starting high school … majored in Family Studies.

WALKER CAREER STATS

			Tackles			Sacks		Interceptions							
Year	Team	GP/GS	Solo	Asst	Ttl	Sk	Yds	Int	Yds	Lg	TD	PD	FR	FF	STT
2009	Ariz	7/0	4	0	4	0.0	0	0	0	0	0	0	0	0	4
2010	Ariz	11/0	8	0	8	0.0	0	0	0	0	0	0	0	0	10
2011	Ariz	16/0	5	3	8	0.0	0	0	0	0	0	0	0	0	16
Total		**34/0**	**17**	**3**	**20**	**0.0**	**0**	**0**	**0**	**0**	**0**	**0**	**0**	**0**	**30**

Single Game Highs:

Total Tackles: 7, @ Washington, 9/18/11; **Solo Tackles:** 4, twice, last @ Washington, 9/18/11; **Special Teams Tackles:** 4, @ Baltimore, 10/30/11.

Additional Statistics:

Recovered a fumble on a punt return vs. St. Louis, 12/27/09.

WALKER POSTSEASON STATS

			Tackles			Sacks		Interceptions							
Year	Team	GP/GS	Solo	Asst	Ttl	Sk	Yds	Int	Yds	Lg	TD	PD	FR	FF	STT
2009	Ariz	1/0	0	0	0	0.0	0	0	0	0	0	0	0	0	2
Total		**1/0**	**0**	**0**	**0**	**0.0**	**0**	**0**	**0**	**0**	**0**	**0**	**0**	**0**	**2**

CARDS ALTERNATE UNIFORM

The Arizona Cardinals Football Club unveiled its third uniform option in the team's preseason finale vs. the Washington Redskins on August 2, 2010.

The uniforms - which debuted in April of 2010 at the team's draft day party – feature a design consistent with the team's current uniforms but have a predominantly black jersey that is complemented by white game pants with a black stripe and red accent as well as black socks.



DARYL WASHINGTON

58 | LINEBACKER

HT. 6-2 | WT. 230

COLLEGE
TCU

HOMETOWN
Irving, TX

HOW ACQUIRED
D2/10 (47th)

YEARS NFL | CARDINALS
3 | 3

DOB: October 9, 1986

NOTE CARDS

- The Cardinals held the 58th overall pick in the second round of the 2010 NFL Draft and traded up to the 47th pick to select the TCU linebacker. He became the highest-drafted linebacker ever selected out of TCU.
- In his second NFL season, led the Cardinals with a career-high 111 tackles and 16 tackles for loss in 2011. His 16 tackles for loss were the most for a Cards defender in a single season since DE Clyde Simmons posted 17 in 1995.
- One of just five players in the NFL with at least five sacks and two INTs during the 2011 season, joining Baltimore's Terrell Suggs, New England's Rob Ninkovich, Green Bay's Clay Matthews and the NY Jets' David Harris.
- During the 2010 season, became the first rookie defender to start on opening day since Antrel Rolle (9/11/05 @ NY Giants). Was one of just two rookies (TE Jim Dray) to appear in all 16 games during the '10 season.
- At the 2010 scouting combine, ran the 40-yard dash in 4.57 seconds, the fastest time among all linebackers.

PRO CAREER:

The Cardinals second round selection (47th overall) in the 2010 NFL Draft, Washington has appeared in 31 games (25 starts) during his first two seasons.

2011: Started 14 of the 15 games he appeared in during his second NFL season and recorded a team-high 111 tackles, five sacks, seven passes defensed, and two INTs … also led the team with 16 tackles for loss and tied for the team lead with nine QB pressures … finished the season as one of five players in the NFL with both 5+ sacks and 2+ INTs … had six tackles, including one for loss, one sack, an INT and one pass defensed in season opener vs. Car (9/11); his INT in the third quarter came with the Cardinals trailing 14-7 and led to a game-tying TD pass from QB Kevin Kolb to TE Jeff King on the next play from scrimmage; left the game in the second half with a calf injury … inactive due to calf injury @ Was (9/18); first missed game of his career … returned from injury and had four tackles, including one for loss @ Sea (9/25) … tied for the lead among LBs with six tackles, including a tackle for loss vs. NYG (10/2) … recorded his second sack of the season @ Min (10/9); also posted five tackles, including two for loss, and had one QB pressure … led LBs with seven solo tackles vs. Pit (10/23); had one tackle for loss … finished with eight tackles, including one for loss, and had one QB pressure and one pass defensed @ Bal (10/30) … tied for the team lead with 10 tackles and had two tackles for loss and two passes defensed vs. StL (11/6) … posted a team-leading nine solo tackles and two tackles for loss @ Phi (11/13); sacked Michael Vick on the Eagles first drive of the second half and had two QB pressures … recorded his second INT of the season @ SF (11/20); totaled six solo tackles, one pass defensed and one QB pressure … had a team-high eight tackles and one pass defensed @ StL (11/27) … posted a team-high nine tackles, including one for loss, vs. Dal (12/4) … collected his fourth sack of the season vs. SF (12/11), helping the Cardinals to record five sacks for the second straight game; also had four solo tackles, including one for loss, and one QB pressure … tied a career high and led the team with 11 tackles @ Cin (12/24); reached the 100-tackle mark for the first time in his career; had one tackle for loss and one QB pressure … matched a career high for the second straight week with 11 tackles, including two for loss vs. Sea (1/1/12); also had a sack in the second quarter and registered one pass defensed and one QB pressure.

2010: Started 11 of 16 games as a rookie, joining TE Jim Dray as the only Cardinals rookies to appear in all 16 games … became the first rookie defender to start on opening day during the Whisenhunt era … started first NFL game at ILB and recorded six unassisted tackles @ StL (9/12) … totaled a team-high 10 unassisted tackles @ Atl (9/19) … registered five tackles vs. Oak (9/26) and was part of a defense that held the Raiders to one TD in five trips to the red zone … led team with six solo tackles and two tackles for loss vs. NO (10/10) … registered first career sack, one tackle for loss and a career-high 11 tackles @ Sea (10/24); part of defense that only gave up one TD in seven trips in

the red zone ... stepped into a backup role @ Min (11/7) with LB Gerald Hayes making his first start after returning from a back injury ... recorded a team-high two special teams tackles and downed a punt at the AZ 10-yard line vs. Sea (11/14) ... saw increased playing time after LB Paris Lenon left the game due to an injury midway through the fourth quarter vs. SF (11/29) and registered three tackles and one special teams tackle ... made eighth career start vs. Den (12/12), registering eight tackles, a team-high two passes defensed (first of career) and first career INT, which he returned 39 yards to the one yard-line where it was stripped by Denver and recovered in the end zone for a TD by DT Darnell Dockett; also downed a punt at the Denver four yard-line ... led team with two QB pressures and tied for the team lead with eight unassisted tackles while also recording one tackle for loss, one QB hit and his first career forced fumble vs. Dal (12/25) ... made fourth consecutive start in the season finale @ SF (1/2/11), recording four tackles and one tackle for loss.

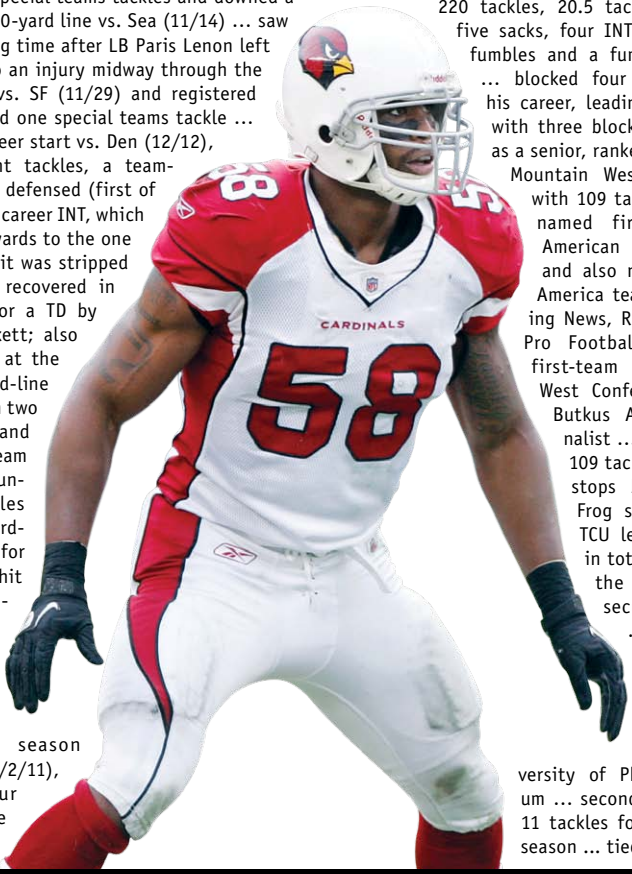

COLLEGE:

Played in 50 games during his four seasons at TCU (15 starts), finishing his collegiate career with 220 tackles, 20.5 tackles for loss, five sacks, four INTs, two forced fumbles and a fumble recovery ... blocked four kicks during his career, leading the nation with three blocks in 2007 ... as a senior, ranked fifth in the Mountain West Conference with 109 tackles and was named first-team All-American by ESPN.com and also named to All-America teams by Sporting News, Rivals.com and Pro Football Weekly ... first-team All-Mountain West Conference and a Butkus Award semifinalist ... led TCU with 109 tackles, the most stops by a Horned Frog since 2004 as TCU led the nation in total defense for the second-consecutive season ... posted 10 tackles, including 3.5 for loss, in the Fiesta Bowl at University of Phoenix Stadium ... second on TCU with 11 tackles for loss on the season ... tied for the team

MAKING HIS ASCENT

LB **Daryl Washington** took a giant step towards becoming one of the best LBs in football with an outstanding season in 2011. One of the fastest LBs in the NFL, Washington made plays all over the field as he continued to make good on the potential he showed as a rookie in 2010.

In 15 games, Washington recorded career highs with a team-high 111 tackles, five sacks, two INTs, seven passes defensed and a team-high 16 tackles for loss in 2011.

He was one of only five NFL defenders who recorded at least five sacks and two INTs in 2011.

NFL Players with 5.0+ Sacks and 2+ INTs

PLAYER	TEAM	SACKS	INTS
LB Daryl Washington	**Arizona**	**5.0**	**2**
LB Terrell Suggs	Baltimore	14.0	2
LB David Harris	NY Jets	5.0	4
LB Rob Ninkovich	New England	6.5	2
LB Clay Matthews	Green Bay	6.0	3

Washington first flashed his potential for the Cardinals in 2010 when he became the first rookie defender to start the season opener in the Ken Whisenhunt era.

The Cardinals second-round pick (47th overall) in the 2010 NFL Draft, Washington started 11 of 16 games played as a rookie and totaled 77 tackles, a sack, an INT and a forced fumble.

lead with three INTs on the season ... played in 13 games (two starts) as a junior in '08 and was TCU's fourth-leading tackler with 63 stops on a defense that led the nation in total defense and run defense ... also recorded 5.5 tackles for loss, a career-high three sacks, four passes defensed, a forced fumble, a fumble recovery and an INT ... special teams standout who tied for the national lead with three blocked punts as a sophomore in '07, sharing the honor with Ohio's Joshua Abrams ... also saw time as a reserve LB, recording 32 tackles, three tackles for loss and a pass defensed ... blocked punts vs. Air Force, Wyoming and Utah ... one of four true freshmen to see action in '06, contributing at LB and on special teams ... recorded 16 tackles, including one for loss, and forced a fumble on defense ... blocked his first career punt, forced a fumble and totaled three solo tackles in the 52-0 win over San Diego State.

PERSONAL:

Attended Irving (TX) High School and was a first-team all-city selection and team MVP as a senior ... selected to play in the Texas-Oklahoma Oil Bowl All-Star Game after recording 168 tackles and four sacks as a senior ... also lettered three times in basketball and once in track and field ... Communications major.

WASHINGTON CAREER STATS

			Tackles			Sacks		Interceptions							
Year	Team	GP/GS	Solo	Asst	Ttl	Sk	Yds	Int	Yds	Lg	TD	PD	FR	FF	STT
2010	Ariz	16/11	69	8	77	1.0	8	1	39	39	0	2	0	1	5
2011	Ariz	15/14	100	11	111	5.0	32	2	16	16	0	7	0	0	1
Total		**31/25**	**169**	**19**	**188**	**6.0**	**40**	**3**	**55**	**39**	**0**	**9**	**0**	**1**	**6**

Single Game Highs:

Total Tackles: 11, three times, last vs. Seattle, 1/1/12; **Solo Tackles:** 11, vs. Seattle, 1/1/12; **Interceptions:** 1, three times, last @ San Francisco, 11/20/11; **Sacks:** 1, six times, last vs. Seattle, 1/1/12; **Forced Fumbles:** 1, vs. Dallas, 12/25/10.



MARTELL WEBB

48 | TIGHT END

HT. 6-3 | WT. 276

COLLEGE
Michigan

HOMETOWN
Pontiac, MI

HOW ACQUIRED
FA-12

YEARS NFL | CARDINALS
1 | 1

DOB: November 10, 1989

PRO CAREER:

Signed by the Philadelphia Eagles as a rookie free agent on 7/26/11 and was released on 8/29/11. Signed to the New York Jets practice squad on 9/27/11 but was released on 10/4/11. Signed to the Tampa Bay practice squad on 12/7/11 and was released on 12/19/11. Signed a futures contract with the Cardinals on 1/5/12.

COLLEGE:

Four-year letterman at Michigan who played in 38 games and made three starts at tight end ... caught nine passes for 111 yards and two TDs while contributing mostly on special teams ... played in all 13 games and made two starts as a senior in '10 ... had five receptions for 67 yards and one TD ... selected as a game captain three times ... caught a TD vs. Michigan State ... played in all 12 games and started once as a junior ... caught four passes for 44 yards and one TD ... appeared in three games as a sophomore ... played in 10 games as a TE and on special teams as a freshman in '07.

PERSONAL:

Attended Northern High School (Pontiac, MI), where he caught 65 passes for 1,362 yards and scored 25 TDs during career ... returned 11 career punts for 301 yards ... also played linebacker and tallied 25 career total tackles and 4.5 career sacks ... selected to the USA Today All-USA second team as a tight end/wide receiver ... PrepStar Magazine All-American ... contributed 24 tackles, 4.5 sacks and 11 assisted tackles on defense as a senior ... received All-State honorable mention on offense from the Detroit Free Press following senior season ... named All-Oakland County by the area coaches ... posted 500 yards receiving and seven TDs as a junior ... majored in General Studies.



BEANIE WELLS

26 | RUNNING BACK

HT. 6-2 | WT. 229

COLLEGE
Ohio State

HOMETOWN
Akron, OH

HOW ACQUIRED
D1/09 (31st)

YEARS NFL | CARDINALS
4 | 4

DOB: August 7, 1988

NOTE CARDS

- The Cardinals first-round selection in the 2009 NFL Draft and the 31st overall pick; was the third running back taken in the draft after Georgia's Knowshon Moreno (14th overall) went to Denver and Connecticut's Donald Brown (27th overall) went to Indianapolis.
- Posted a breakout year during his first season as a starter in 2011, totaling 245 carries for 1,047 yards (4.3 avg.) and 10 TDs and becoming the first player in franchise history to record 1,000 rushing yards and 10 rushing TDs in a single season.
- Established a franchise record with 228 rushing yards in Week 12 of the '11 season at St. Louis, becoming just the third player in franchise history to rush for over 200 yards in a game. His 228 yards surpassed the previous franchise record of 214 yards, set by LeShon Johnson on 9/22/96 at New Orleans.
- Named FedEx Ground NFL Player of the Week in a fan vote after his franchise record breaking performance in St. Louis.
- His 228-yard performance against the Rams also represented the second-highest single-game rushing total in the NFL in 2011 behind Dallas' DeMarco Murray (253).
- Posted runs of 71 and 53 yards in the record breaking outing against the Rams, becoming the first player since LeShon Johnson (9/22/96 at New Orleans) to post multiple runs of 50+ yards in a game.
- Became just the third Cardinals player in the last 40 years (Tim Hightower-2008 and Donny Anderson-1973) to rush for at least 10 TDs in a season.
- Rushed for three TDs against the NY Giants in Week 4 of the '11 season, all of which came in the second half. Became just the fifth player in franchise history to rush for at least three TDs in a single half.
- In '09, was named to the PFW/PFWA All-Rookie team after rushing for 793 yards and seven TDs on 176 carries (4.5 avg.). That total was good for second among NFL rookies in yards (Knowshon Moreno) and tied for first in TDs.
- His 793 yards in '09 led Cardinals rushers and was the fourth-best rushing total in franchise history among rookie RBs.
- Comes from family of 11 children—six boys and five girls. It was his older brother Ray who gave Wells the nickname Beanie, a reference to his smaller frame as a child that his brother said reminded him of a string bean.

PRO CAREER:

The Cardinals first-round selection (31st overall) in the 2009 NFL Draft, Wells has appeared in 43 games (16 starts) and two postseason contests in his first three seasons.

2011: Started a career-best 14 games and established career highs with 1,047 rushing yards and 10 TDs on 245 carries … also had 10 receptions for 52 yards … despite battling a knee injury for much of the season, became the first player in franchise history to run for 1,000+ yards and 10+ TDs in a season … tied for eighth in the NFL with 10 rushing TDs … ran for 90 yards and a TD on 18 carries (5.0 avg.) vs. Car (9/11); also had a career-high four receptions for 12 yards … rushed for 93 yards and a TD on 14 carries (6.6 avg.) @ Was (9/18); had 11 carries for 87 yards (7.9 avg.) in the second half alone … after suffering a hamstring injury in practice during the week, was inactive @ Sea (9/25) … returned from injury and ran for a then career-high 138 yards and three TDs on 27 carries (5.1 avg.) vs. NYG (10/2); became the first Cardinal to rush for three TDs in a game since Marcel Shipp did so at St. Louis on 12/3/06; marked his second career 100-yard rushing game; had a 39-yard run during Cardinals fourth-quarter TD drive; 27 carries also were a career high … carried 20 times for 60 yards and one TD @ Min (10/9); marked his fourth consecutive game with a rushing TD, tying the second-longest streak in franchise history … ran for 42 yards on 12 carries vs. Pit (10/23) before leaving the game in the second quarter with a knee injury … despite being limited in practice all week, started and ran for 83 yards and a TD on 22 carries @ Bal (10/30); marked his seventh rushing TD of the season, matching his previous career high … ran for a franchise single-game record 228 yards and scored a TD while tying a career high with 27 carries @ StL (11/27); had a career-long 71-yard run in the second quarter that led to a FG; after Rams tied the

game at 20 in the fourth quarter, had a 53-yard run to help set up Jay Feely's game-winning 22-yard FG; became the third player in Cardinals history to rush for over 200 yards in a game; became the first Cardinal since LeShon Johnson (9/22/96 at New Orleans) with multiple runs of 50+ yards in a game … ran for 67 yards on 20 carries and scored the game-tying TD in the fourth quarter vs. Dal (12/4); went over the 200-carry mark for the first time in his career … ran for 51 yards and a TD on 15 carries vs. Cle (12/18); marked his 10th rushing TD of the season, tying the fourth-best total in franchise history in a single season … carried 14 times for 53 yards @ Cin (12/24); with a six-yard carry on the first play of the game, reached the 1,000-yard mark for the first time in his career; became the first Cardinal to surpass the 1,000-yard mark on the ground since Edgerrin James had 1,222 yards in 2007 … inactive due to knee injury in the season finale vs. Sea (1/1/12).

2010: Played in 13 games, including his first two career starts, and gained 387 yards on 116 carries with two TDs and 74 yards on five receptions … after suffering a knee injury in the preseason finale vs. Washington, was inactive (knee) for the first two regular season games … saw first action of the season, registering 75 yards on 14 carries (5.4 avg.) including a 24-yard opening run vs. Oak (9/26) … had 20 carries for 35 yards vs. NO (10/10) and converted a 4th-n-1 on a drive that resulted in a FG … recorded 54 yards and first TD of the season on a team-high 14 carries @ Sea (10/24) … made first career start and carried the ball 16 times for 50 yards with one TD as well as one reception for 14 yards vs. TB (10/31) … inactive (knee) vs. Sea (11/14) … started as part of a two-back formation vs. SF (11/29) and registered a career-long 43-yard reception that set up a FG … averaged eight yards on three carries (24 yds.) as part of a rushing attack that eclipsed 100 yards (105) for the seventh time vs. StL (12/5) … despite battling an illness all day, totaled 16 yards on six carries vs. Den (12/12) … recorded a team-high 47 yards on 11 carries vs. Dal (12/25).

2009: Played in all 16 regular season games and both postseason contests … after missing part of training camp and the preseason with an ankle injury, carried the ball seven times for 29 yards in first NFL game vs. SF (9/13)

BEANIE BREAKS OUT

RB **Beanie Wells** posted career-highs with 245 rushing attempts for 1,047 yards and 10 TDs in 2011 despite missing two full games (and most of a third) due to injury. It marked the first 1,000-yard campaign for the third-year back out of Ohio State and he became the first Cardinals player to rush for 1,000 yards in a season since Edgerrin James in 2007 (1,222).

Combined with his 10 rushing TDs, Wells became the first player in franchise history to record at least 1,000 yards rushing and 10 rushing TDs in a single season.

Wells became the ninth player in franchise history to record 1,000 yards rushing in a season and it marked the 14th 1,000-yard season by a Cardinals back.

Franchise History—1,000-Yard Rushing Seasons

Player	Year	Yards	Attempts
Ottis Anderson	1979	1,605	331
Ottis Anderson	1981	1,376	328
Ottis Anderson	1980	1,352	301
Ottis Anderson	1983	1,270	296
Edgerrin James	2007	1,222	324
Ottis Anderson	1984	1,174	289
Edgerrin James	2006	1,159	337
Jim Otis	1975	1,076	269
John David Crow	1960	1,071	183
Garrison Hearst	1995	1,070	284
Beanie Wells	**2011**	**1,047**	**245**
Adrian Murrell	1998	1,042	274
Ronald Moore	1993	1,018	263
Stump Mitchell	1985	1,006	183

... recorded first career TD and finished with three receptions @ NYG (10/25); with RBs Tim Hightower and Jason Wright also scoring TDs it marked the first time since 10/3/04 vs. New Orleans that Arizona had three RBs score TDs in the same game ... totaled 117 yards from scrimmage, an average of 6.5 yards per touch and posted two TDs vs. Sea (11/15); in addition to his 85 rushing yards, had 32 receiving yards against the Seahawks ... recorded 74 yards on 14 carries with one TD and 11 yards on two receptions @ StL (11/22); marked fourth consecutive game averaging over five yards per carry; part of rushing attack that had 487 yards in three-game stretch, the highest three-game total in a season since the Cardinals rushed for 494 yards in games 10-12 in 1990 (161, 201, 132 yards) ... hauled in a 24-yard reception and a team-high 79 yards rushing on 15 carries with one TD @ SF (12/14); scored on 4th-and-goal from the one-yard line to pull Arizona to within eight points early in the fourth quarter ... registered first career 100-yard game with 110 yards on a season-high 17 attempts, including a 33-yard run and one TD @ Det (12/20); added 13 yards on one reception to total 123 all-purpose yards; 33-yard run brought the Cards to the Detroit 11-yard line with 2:48 to play, setting up Arizona's game winning TD run; became 12th rookie in franchise history to run for 100 yards in a game and it marked the 25th 100-yard game by a Cards rookie RB ... led team with 68 yards on 17 carries and one TD as well as a season long reception of 25 yards vs. StL (12/27) ... in first career playoff game registered a team-high 91 yards on 14 carries with a 42-yard run in the Wild Card matchup vs. GB (1/10/10); marked the third highest rushing total in a postseason game in franchise history (Adrian Murrell, 95 yards-1999, Elmer Angsman, 159 yards-1947) ... had first career-postseason TD on a four-yard carry in the Divisional matchup @ NO (1/16/10).

RUNNING DOWN A RECORD

RB **Beanie Wells** made the biggest statement in his breakout season in 2011 with the best rushing performance in team history in Week 12 at St. Louis.

Wells established a franchise record with 228 rushing yards in the win over the Rams, becoming just the third player in Cardinals history to rush for over 200 yards in a single game

Franchise Record—Single Game Rushing Yards

Yds	Player	Opponent	Att
228	**Beanie Wells**	**at St. Louis, 11/27/11**	**27**
214	LeShon Johnson	at New Orleans, 9/22/96	21
203	John David Crow	vs. Pittsburgh, 12/18/60	24
193	Ottis Anderson	vs. Dallas, 9/2/79	21
182	Wayne Morris	at Minnesota, 11/6/77	27

Wells' 228 rushing yards were the second-highest single-game rushing total in the NFL in 2011. Only Dallas RB DeMarco Murray (253 yards vs. St. Louis, 10/23) had more rushing yards in a game than Wells. His 228 yards were also the highest total by a player in a road game in '11.

NFL Leaders—Single Game Rushing Totals (2011)

Yds	Player (Team)	Opponent	Att
253	DeMarco Murray (Dal)	vs. St. Louis, 10/23	25
228	**Beanie Wells (Ari)**	**at St. Louis, 11/27**	**27**
205	Matt Forte (Chi)	vs. Carolina, 10/2	25
204	Ray Rice (Bal)	at Cleveland, 12/4	29
203	Reggie Bush (Mia)	at Buffalo, 12/18	25

Wells reached his 228 rushing yards on 27 carries, an average of 8.4 yards per attempt. Dating back to at least 1960, Wells 8.4 average is the best in franchise history for a player with at least 25 carries. His average is nearly two yards better than the second-best total of 6.56 by Wayne Morris (11/6/77 at Minnesota).

Franchise Highest Rushing Avg. (Min. 25 Attempts)—1960-present

Avg	Player	Opponent	Yds	Att
8.44	**Beanie Wells**	**11/27/11 at St. Louis**	**228**	**27**
6.56	Wayne Morris	11/6/77 at Minnesota	182	27
6.56	Ottis Anderson	11/4/79 vs. Minnesota	164	25
6.23	Ottis Anderson	11/15/81 vs. Buffalo	177	27
5.80	Willis Crenshaw	12/8/68 at NY Giants	162	26

BEANIE NAMED FEDEX PLAYER OF THE WEEK AFTER RECORD DAY IN ST. LOUIS

RB **Beanie Wells** was named the FedEx Ground Player of the Week for games played on November 24-28.

Wells earned the honor after running for a single-game franchise record 228 yards on 27 carries to lead the Cardinals to a 23-20 road victory over the Rams. In that game, Wells had the two longest runs of his career to this point, a 71-yarder in the second quarter and a 53-yard run in the fourth quarter that set up the Cardinals' go-ahead field goal. He also scored a TD in the third quarter that put the Cardinals ahead for the first time in the game, and his 8.4 yards per carry average was the highest among all running backs in the NFL for that week.

Wells beat out Bengals running back Cedric Benson and Titans running back Chris Johnson for the Week 12 honor.

COLLEGE:

Started 21 of 36 games as a Buckeye, entering the NFL Draft after his junior season … carried the ball 585 times for 3,382 yards (5.8 avg.) and 30 TDs, becoming just the seventh RB in school history to rush for over 3,000 career yards … registered 180 points and generated 3,466 all-purpose yards, an average of 96.3 yards per game … his 3,382 yards put him fourth in school history behind Archie Griffin (5,589), Eddie George (3,768) and Tim Spencer (3,553) … average of 93.9 rushing yards per game ranks third in school annals, topped by Griffin (121.2) and Jim Otis (94.2) … established the school sophomore rushing record, as his 1,609 yards on the ground in 2007 ranked fourth on the Buckeyes single-season list, surpassed by George (1,927 in 1995), Keith Byars (1,764 in 1984) and Griffin (1,695 in 1974) … 221 yards vs. Michigan State in 2007 ranks as the 10th-best game total by an Ohio State runner and his 222 yards vs. Michigan that year ranked ninth … earned second-team All-America honors as a sophomore when he rushed for 1,609 yards and 15 TDs on 274 attempts … earned second-team All-Big Ten honors as a junior as he started eight of the 10 games he appeared in, missing two games due to a foot injury … earned first-team All-Big Ten Academic honors … led the Buckeyes in rushing with 1,197 yards and eight TDs on 207 carries (5.8 avg.) … rushed for 100+ yards in eight contests, tallying at least 140 rushing yards in four contests … against Texas in the Fiesta Bowl at University of Phoenix Stadium, rushed for 106 yards on 16 carries (6.6 avg.) … was a first-team All-Big Ten Conference and Academic All-Big Ten first-team choice

HITTING DOUBLE DIGITS

With a career-high 10 rushing TDs in 2011, RB **Beanie Wells** tied for the fourth-best total in franchise history for a single season.

Over the past 40 years, only Wells, Tim Hightower (2008) and Donny Anderson (1973) recorded 10 rushing TDs in a season for the Cardinals.

Rushing TDs—Single-Season Franchise Record

TDs	Player (Year)
14	John David Crow (1962)
12	Ernie Nevers (1929)
11	MacArthur Lane (1970)
10	**Beanie Wells (2011)**
	Tim Hightower (2008)
	Donny Anderson (1973)
	Johnny Roland (1967)
9	Mario Bates (1999)
	Ronald Moore (1993)
	Stump Mitchell (1984)
	Ottis Anderson (1981)
	Ottis Anderson (1980)
	Terry Metcalf (1975)

Wells was one of just nine players in the NFL who rushed for at least 10 TDs in 2011.

NFL Leaders—Rushing TDs

TDs	Player (Team)	GP
17	LeSean McCoy (Phi)	16
14	Cam Newton (Car)	16
12	Adrian Peterson (Min)	12
	Marshawn Lynch (Sea)	15
	Ray Rice (Bal)	16
11	BenJarvus Green-Ellis (NE)	16
	Michael Turner (Atl)	16
10	**Beanie Wells (Ari)**	**14**
	Arian Foster (Hou)	13

CARDINALS IN THE COMMUNITY

RB **Beanie Wells** established the "Beanie's Babies Foundation" in 2009 to create and support after-school programs and extend learning opportunities for all kids. The inspiration for the foundation came from Wells' involvement in afterschool programs as a child. He credits these experiences for helping shape the type of player and person he is today.

Outside of his foundation, Wells has been a big proponent of the NFL's Fuel Up to Play 60 campaign to help promote at least 60 minutes of physical activity a day to battle childhood obesity. Wells appeared at Roosevelt Middle School in Albuquerque, NM for a school assembly that the students won in a statewide contest to promote healthy living. He was also a guest at Marshall Ranch Elementary School in Glendale in February of 2011 to help promote the Fuel Up/Play 60 NFL program.

This past April, he hosted the Phoenix Suitcase Party to benefit Phoenix Children's Hospital and the Children In Need Foundation. The annual event, hosted by the Active 20-30 Club of Phoenix, is the premier aviation themed fundraiser benefitting underprivileged children where the winners grab their bags and depart on a private jet for a weekend trip.

He previously joined forces with Sagicor Life Insurance to serve as the spokesperson for the Cardinals annual holiday food drive that benefitted St. Mary's Food Bank. He made the first donation in 2010 in the drive that resulted in over 75,000 meals for the needy. Wells also joined Cardinals teammates and participated in Darnell Dockett's annual "Happy Holidays with Nine-O" party and shopping spree for children from South Phoenix that same year.

Wells had two main events in 2010 to help support his foundation's efforts. In April of 2010, he hosted a free football camp for over 300 kids, ages 7-14. The players were taught the basic fundamentals of football from Wells, a few of his teammates and a team of coaches. The program was made possible through corporate sponsorship with the proceeds benefitting the foundation and the Boys and Girls Clubs of the East Valley.

Wells also joined over 20 former college teammates, the OSU coaching staff and 320 participants for the first "Bowling with Beanie" event in Columbus, OH in the summer of 2010. In addition to bowling, the event feature a memorabilia signing, VIP Reception, silent auction and raffles.

as a sophomore … started all 13 games and was named the team's Most Valuable Player … ranked third in the Big Ten and led the team with 274 carries for 1,609 yards (5.9 avg.) and 15 TDs … rushed for at least 100 yards in nine contests … rushed for over 200 yards in two games, including a career-high 222 yards against rival Michigan in the final regular season contest, also adding two TDs … rushed for 146 yards and a TD on 20 carries (7.3 avg.) in the BCS National Championship game vs. Louisiana State … appeared in all 13 games as a true freshman, serving as a reserve tailback … finished second on the team with 576 yards and seven TDs on 104 carries (5.5 avg.).

PERSONAL:

Full name Chris "Beanie" Wells … attended Garfield (Akron, OH) High School where he earned Parade All-American honors … named the nation's top RB as a senior and was named the 2005 National Player of the Year by several publications after rushing for 2,134 yards and 27 TDs on 223 carries (9.6 avg.) … named the Most Valuable Player of the U.S. Army All-America Bowl … rushed for 1,939 yards and scored 20 TDs as a junior … one of 11 children, was given the nickname "Beanie" by an older brother … majored in African-American Studies.

WELLS CAREER STATS

			Rushing					Receiving				
Year	Team	GP/GS	Att	Yds	Avg	Lg	TD	No	Yds	Avg	Lg	TD
2009	Ariz	16/0	176	793	4.5	33	7	12	143	11.9	25	0
2010	Ariz	13/2	116	397	3.4	24	2	5	74	14.8	43	0
2011	Ariz	14/14	245	1,047	4.3	71	10	10	52	5.2	10	0
Total		**43/16**	**537**	**2,237**	**4.2**	**71**	**19**	**27**	**269**	**9.9**	**43**	**0**

Single Game Highs:

Rushing Yards: 228, @ St. Louis, 11/27/11; **Rushing Attempts:** 27, twice, last @ St. Louis, 11/27/11; **Long Run:** 71, @ St. Louis, 11/27/11; **TDs Rushing:** 3, vs. New York Giants, 10/2/11; **Receiving Yards:** 43, vs. San Francisco, 11/29/10; **Receptions:** 4, vs. Carolina, 9/11/11; **Long Reception:** 43, vs. San Francisco, 11/29/10.

WELLS POSTSEASON STATS

			Rushing					Receiving				
Year	Team	GP/GS	Att	Yds	Avg	Lg	TD	No	Yds	Avg	Lg	TD
2009	Ariz	2/0	19	98	5.2	42	1	0	0	0.0	0	0
Total		**2/0**	**19**	**98**	**5.2**	**42**	**1**	**0**	**0**	**0.0**	**0**	**0**

WELLS GAME-BY-GAME STATISTICS

			Rushing					Receiving				
Date	Opp	GP/GS	Att	Yds	Avg	Lg	TD	No	Yds	Avg	Lg	TD
2011												
Sept. 11	CAR	1/1	18	90	5.0	22	1	4	12	3.0	10	0
Sept. 18	@ Was	1/1	14	93	6.6	25	1	0	0	0.0	0	0
Sept. 25	@ Sea	Inactive – Hamstring										
Oct. 2	NYG	1/1	27	138	5.1	39	3	0	0	0.0	0	0
Oct. 9	@ Min	1/1	20	60	3.0	9	1	0	0	0.0	0	0
Oct. 23	PIT	1/1	12	42	3.5	15	0	0	0	0.0	0	0
Oct. 30	@ Bal	1/1	22	83	3.8	16	1	0	0	0.0	0	0
Nov. 6	STL	1/1	10	20	2.0	14	0	2	13	6.5	7	0
Nov. 13	@ Phi	1/1	23	62	2.7	12	0	0	0	0.0	0	0
Nov. 20	@ SF	1/1	8	33	4.1	9	0	0	0	0.0	0	0
Nov. 27	@ StL	1/1	27	228	8.4	71	1	0	0	0.0	0	0
Dec. 4	DAL	1/1	20	67	3.4	9	1	1	6	6.0	6	0
Dec. 11	SF	1/1	15	27	1.8	8	0	1	3	3.0	3	0
Dec. 18	CLE	1/1	15	51	3.4	8	1	1	10	10.0	10	0
Dec. 24	@ Cin	1/1	14	53	3.8	8	0	1	8	8.0	8	0
Jan. 1	SEA	Inactive – Knee										
Total		**14/14**	**245**	**1,047**	**4.3**	**71**	**10**	**10**	**52**	**5.2**	**10**	**0**
2010												
Sept. 12	@ StL	Inactive – Knee										
Sept. 19	@ Atl	Inactive – Knee										
Sept. 26	OAK	1/0	14	75	5.4	24	0	0	0	0.0	0	0
Oct. 3	@ SD	1/0	5	19	3.8	7	0	1	6	6.0	6	0
Oct. 10	NO	1/0	20	35	1.8	7	0	1	5	5.0	5	0
Oct. 24	@ Sea	1/0	14	54	3.9	10	1	0	0	0.0	0	0
Oct. 31	TB	1/1	16	50	3.1	14	1	1	14	14.0	14	0
Nov. 7	@ Min	1/0	1	-2	-2.0	-2	0	0	0	0.0	0	0
Nov. 14	SEA	Inactive – Knee										
Nov. 21	@ KC	1/0	8	39	4.9	12	0	0	0	0.0	0	0
Nov. 29	SF	1/1	5	13	2.6	8	0	1	43	43.0	43	0
Dec. 5	STL	1/0	3	24	8.0	16	0	0	0	0.0	0	0
Dec. 12	DEN	1/0	6	16	2.7	6	0	0	0	0.0	0	0
Dec. 19	@ Car	1/0	8	11	1.4	7	0	0	0	0.0	0	0
Dec. 25	DAL	1/0	11	47	4.3	10	0	0	0	0.0	0	0
Jan. 2	@ SF	1/0	5	16	3.2	7	0	1	6	6.0	6	0
Total		**13/2**	**116**	**397**	**3.4**	**24**	**2**	**5**	**74**	**14.8**	**43**	**0**
2009												
Sept. 13	SF	1/0	7	29	4.1	15	0	0	0	0.0	0	0
Sept. 20	@ Jax	1/0	7	44	6.3	17	0	0	0	0.0	0	0
Sept. 27	IND	1/0	2	-2	-1.0	1	0	0	0	0.0	0	0
Oct. 11	HOU	1/0	7	24	3.4	9	0	0	0	0.0	0	0
Oct. 18	@ Sea	1/0	12	29	2.4	14	0	1	7	7.0	7	0
Oct. 25	@ NYG	1/0	14	67	4.8	15	1	3	10	3.3	6	0
Nov. 1	CAR	1/0	8	47	5.9	14	0	0	0	0.0	0	0
Nov. 8	@ Chi	1/0	13	72	5.5	26	0	0	0	0.0	0	0
Nov. 15	SEA	1/0	16	85	5.3	29	2	2	32	16.0	23	0
Nov. 22	@ StL	1/0	14	74	5.3	16	1	2	11	5.5	7	0
Nov. 29	@ Ten	1/0	8	20	2.5	5	0	1	21	21.0	21	0
Dec. 6	MIN	1/0	13	28	2.2	11	0	0	0	0.0	0	0
Dec. 14	@ SF	1/0	15	79	5.3	23	1	1	24	24.0	24	0
Dec. 20	@ Det	1/0	17	110	6.5	33	1	1	13	13.0	13	0
Dec. 27	STL	1/0	17	68	4.0	16	1	1	25	25.0	25	0
Jan. 3	GB	1/0	6	19	3.2	17	0	0	0	0.0	0	0
Total		**16/0**	**176**	**793**	**4.5**	**33**	**7**	**12**	**143**	**11.9**	**25**	**0**
Jan. 10	GB	1/0	14	91	6.5	42	0	0	0	0.0	0	0
Jan. 16	@ NO	1/0	5	7	1.4	4t	1	0	0	0.0	0	0
Postseason		**2/0**	**19**	**98**	**5.2**	**42**	**1**	**0**	**0**	**0.0**	**0**	**0**



BRANDON WILLIAMS

59 | LINEBACKER

HT. 6-3 | WT. 250
COLLEGE: Texas Tech
HOMETOWN: Fort Worth, TX
HOW ACQUIRED: FA-11
YEARS NFL: 3 | CARDINALS: 1
DOB: June 21, 1988

PRO CAREER:

Originally drafted by Dallas in the fourth round (120th overall) of the 2009 NFL Draft. Placed on injured reserve on 9/1/09. Released by Cowboys on 9/3/11. Signed to the Cardinals practice squad on 11/22/11 and promoted to the active roster on 12/21/11. Re-signed with the Cardinals on 4/16/12.

2011: After being released by Dallas following training camp on 9/4, signed to the Cardinals practice squad on 11/22 ... promoted to the active roster on 12/21 ... inactive @ Cin (12/24) and vs. Sea (1/1/12).

2010: Played in six games and totaled three tackles, including one tackle for loss, and had four special teams tackles ... made his NFL debut vs. NYG (10/25) ... recorded his first career special teams tackle vs. Phi (12/12) ... collected three tackles, including one for loss, vs. Was (12/19) ... had two special teams tackles @ Ari (12/25) ... collected one special teams tackle @ Phi (1/2/11).

2009: Suffered a torn ACL in the second preseason game and was placed on injured reserve on 9/1.

COLLEGE:

Played in 35 games and made 23 starts at Texas Tech and totaled 78 tackles, 20.5 sacks, 27.5 tackles for loss, six forced fumbles and one fumble recovery ... Big 12 All-Conference first-team selection after leading the conference with 11.0 sacks as a junior in '08 ... 11.0 sacks tied for seventh in the country that season and tied for the fourth-highest single-season total in school history ... earned second-team All-Conference honors as a sophomore in '07 ... recorded a team-high six sacks and 12 tackles for loss and had a career-high 41 tackles ... named to The Sporting News All-Big 12 Freshman Team in '06 ... finished third on the team with 3.5 sacks.

PERSONAL:

Attended South Hills (Fort Worth, TX) High School where he was named to the District 8-4A first team after collecting 102 tackles and 11 sacks during his senior season ... rated as one of the state's top 20 defensive linemen ... was a coach for 8th grade Fort Worth All-Stars youth football team in the neighborhood where he went to school.

WILLIAMS CAREER STATS

			Tackles			Sacks		Interceptions							
Year	Team	GP/GS	Solo	Asst	Ttl	Sk	Yds	Int	Yds	Lg	TD	PD	FR	FF	STT
2009	Dal	Injured Reserve - Knee													
2010	Dal	6/0	3	0	3	0.0	0	0	0	0	0	0	0	0	4
2011	Ariz	0/0	0	0	0	0.0	0	0	0	0	0	0	0	0	0
Total		**6/0**	**3**	**0**	**3**	**0.0**	**0**	**0**	**0**	**0**	**0**	**0**	**0**	**0**	**4**

ARIZONA MOTOR VEHICLE DIVISION (MVD) OFFERS SPECIAL CARDINALS LICENSE PLATE

Beginning on January 31, 2010, special Cardinals license plates became available to those in Arizona through the state's Motor Vehicle Division. By the end of June, 2011, 27,991 Cardinals plates had already been sold, ranking first among Arizona sports teams (Diamondbacks-9,246, Suns-3,261)

The official license plate is black with the Cardinals birdhead logo. The plates are available both in standard and disability versions. Personalized plates (up to six characters) are also offered. There is an annual special plate fee of $25 for either a standard or disability numbered Arizona Cardinals plate. The annual fee for a personalized plate is $50.

Of the annual $25 plate fee, $17 is donated to Arizona Cardinals Charities, a 501(c)(3) foundation that funds programs designed to improve the lives of children, women and minorities within the state of Arizona.

The plates are available on-line at www.servicearizona.com, in person at any Motor Vehicle Division office or Authorized Third Party Provider, or via mail by submitting a completed Special Plate Application.



DAN WILLIAMS

92 | DEFENSIVE TACKLE

HT. 6-3 | WT. 327

COLLEGE
Tennessee

HOMETOWN
Memphis, TN

HOW ACQUIRED
D1/10 (26th)

YEARS NFL | CARDINALS
3 | 3

DOB: June 1, 1987

NOTE CARDS

- The Cardinals first-round selection in the 2010 NFL Draft and the 26th overall pick; Williams was the fourth defensive tackle taken in the draft.
- Appeared in 15 games as a rookie and started the first 10 games of the 2011 season before a broken arm, suffered in the Week 11 matchup at San Francisco, ended his second NFL season.
- At Tennessee, learned under the tutelage of former Buccaneers defensive coordinator Monte Kiffin and four-time NFL Pro Bowler Chester McGlockton.

PRO CAREER:

The Cardinals first-round selection (26th overall) in the 2010 NFL Draft, Williams has appeared in 25 games (10 starts) over his first two seasons. During the 2011 campaign, he suffered a broken arm and was placed on injured reserve on 11/22/11.

2011: Started the first 10 games before suffering a broken arm that ended his season ... collected 22 tackles and two passes defensed in 10 starts ... made his first career start and led the defensive line with four solo tackles, including a tackle for loss, in the season opener vs. Car (9/11) ... had one tackle and one pass defensed @ Was (9/18) ... totaled two tackles and had one QB hit vs. NYG (10/2) ... collected three tackles @ Min (10/9) ... registered three tackles @ Bal (10/30) ... had one QB pressure vs. StL (11/6) and equaled his career high with six unassisted tackles and had one pass defensed @ SF (11/20); suffered a broken arm in the fourth quarter ... placed on injured reserve (arm) on 11/22.

2010: Played in 15 games as a rookie, totaling 37 tackles, two passes defensed and a forced fumble ... recorded one tackle and one forced fumble in first NFL game @ StL (9/12) ... recorded two tackles vs. Oak (9/26) and was part of a defense that held the Raiders to one TD in five trips to the red zone ... inactive @ SD (10/3) ... recorded five tackles vs. TB (10/31) ... totaled two tackles and one tackle for loss vs. Sea (11/14) ... registered one tackle and first career pass defensed @ KC (11/21) ... led d-line with a career-high six tackles vs. SF (11/29) ... for the second straight week, led the d-line with a career-best six tackles vs. StL (12/5) ... recorded two tackles and one pass defensed vs. Dal (12/25) ... had one tackle in the season finale @ SF (1/2/11).

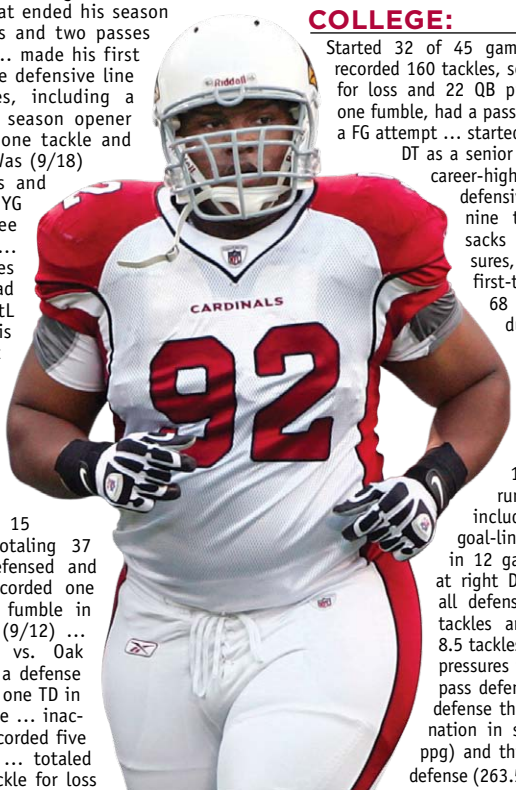

COLLEGE:

Started 32 of 45 games for the Vols and recorded 160 tackles, seven sacks, 25 tackles for loss and 22 QB pressures ... recovered one fumble, had a pass defensed and blocked a FG attempt ... started all 13 games at right DT as a senior in '09 and recorded a career-high 70 tackles to lead all defensive linemen ... added nine tackles for loss, 2.5 sacks and nine QB pressures, earning AP All-SEC first-team honors ... made 68 plays against the run during the season, stopping ball carriers behind the line of scrimmage nine times and stopping them for no gain five times ... made 12 plays against the run inside the redzone, including two stops on goal-line stands ... appeared in 12 games with nine starts at right DT as a junior ... led all defensive linemen with 48 tackles and added 1.5 sacks, 8.5 tackles for loss, and nine QB pressures while also adding one pass defensed ... part of a Vols defense that ranked 10th in the nation in scoring defense (16.7 ppg) and third nationally in total defense (263.5 ypg) ... after playing

his freshman season at left DT, switched to right DT for his sophomore season and appeared in all 14 games (10 starts) … started seven of the season's final eight games … finished with 40 tackles and added two sacks, 6.5 tackles for loss and three QB pressures while also recording the first FG block of his career at Kentucky … saw action in six games at left DT as a freshman, including each of the final three contests … shared the Andy Spiva Award as the most improved player during spring drills … redshirted as a freshman in 2005.

PERSONAL:

Attended Memphis East (Memphis, TN) High School where he helped the team reach the state playoffs in each of his final two seasons … earned AP All-State honors as a senior in 2004, totaling 132 tackles, five sacks, four forced fumbles and two fumble recoveries … as a junior, totaled 85 tackles, five sacks, three forced fumbles and four fumble recoveries and was all-metro, all-region and the most valuable defensive lineman … Legal Studies major.

WILLIAMS CAREER STATS

			Tackles			Sacks		Interceptions							
Year	Team	GP/GS	Solo	Asst	Ttl	Sk	Yds	Int	Yds	Lg	TD	PD	FR	FF	STT
2010	Ariz	15/0	26	11	37	0.0	0	0	0	0	0	2	0	1	0
2011	Ariz	10/10	14	8	22	0.0	0	0	0	0	0	2	0	0	0
Total		**25/10**	**40**	**19**	**59**	**0.0**	**0**	**0**	**0**	**0**	**0**	**4**	**0**	**1**	**0**

Single Game Highs:

Total Tackles: 6, three times, last @ San Francisco, 11/20/11; **Solo Tackles:** 6, twice, last @ San Francisco, 11/20/11; **Forced Fumbles:** 1, @ St. Louis, 9/12/10; **Passes Defensed:** 1, four times, last @ San Francisco, 11/20/11.



ISAIAH WILLIAMS

80 | WIDE RECEIVER

HT. 6-3 | WT. 200

COLLEGE
Maryland

HOMETOWN
Montclair, NJ

HOW ACQUIRED
FA-12

YEARS NFL | CARDINALS
1 | 1

DOB: January 30, 1987

PRO CAREER:

Signed with the Baltimore Ravens as a rookie free agent on 5/8/09 but was released by the Ravens on 7/28/09 and spent the rest of the season out of football. Signed with the Pittsburgh Steelers on 5/11/10 before being released on 8/23/10. Signed by the Cardinals on 8/30/10 as a free agent before being released on 9/3/10. Signed to the Cardinals practice squad on 9/6/10 where he spent the remainder of the season. Re-signed to a futures contract with the Cardinals on 1/4/11. Released on 9/2/11 and re-signed to the Cardinals practice squad on 9/5/11. Released from the practice squad on 11/16/11 and signed to the Seattle Seahawks practice squad on 11/22/11. Signed a futures contract with the Cardinals on 1/13/12.

COLLEGE:

Started 23 of 43 career games played at Maryland, registering 64 receptions for 902 yards and five TDs … played in all 13 games as senior in 2008, starting six of the first seven … totaled 10 receptions for 124 yards and one TD on the season … as a junior in 2007, started six of 13 games played … finished second on the team with a career-high 395 receiving yards on 25 receptions … 15.8 yards per reception was a team-best among players with at least five catches … registered 18 of 25 receptions over the last six games of the season … started a career-best 11 of 13 games played as a sophomore in 2006, registering a career-high 28 receptions for 329 yards and three TDs … in 2005, saw action in four games as a freshman and had one reception for four yards.

PERSONAL:

Two-year letter winner and starter at Bergen (NJ) Catholic High School … set single-season school records in 2004 with 45 receptions for 897 yards and 12 TDs … also returned nine kickoffs for 308 yards (34.2 yard average) … named second team All-State by the Associated Press and Newark Star Ledger … first team all-group, all-North Jersey and all-county … team lost its first two games before running the table for a 10-2 record and the group four state championship his senior year … a three-year letter winner in track … father, Ira, played football at Rutgers and brother, Ira Jr., played at Wake Forest from 1998-2001 … twin sister, Tahirah, was a guard on the UConn basketball team and helped lead the Huskies to the 2009 National Championship … majored in Communications.



RYAN WILLIAMS

34 | RUNNING BACK

HT. 5-9 | WT. 207

COLLEGE
Virginia Tech

HOMETOWN
Manassas, VA

HOW ACQUIRED
D2/11 (38th)

YEARS NFL | CARDINALS
2 | 2

DOB: April 9, 1990

NOTE CARDS

- The Cardinals second-round selection in the 2011 Draft and the 38th overall pick; Williams was the second running back taken in the draft behind former Alabama Heisman Trophy winner Mark Ingram, who was selected by the Saints in the first round (28th overall).
- After a strong showing in training camp and in preseason, he spent his rookie season on injured reserve after suffering a ruptured patella tendon in his right knee during the preseason matchup in Green Bay.
- Posted a freshman campaign at Virginia Tech in 2009 that ranked as one of the best by any freshman runner in college football history, rushing for 1,655 yards and 21 TDs on 293 carries (5.7 avg.). His 1,655 yards established a school record and his 21 TDs tied Marshall Faulk's (1991) NCAA freshman record. His 1,835 all-purpose yards (1,655 rushing yards, 180 receiving yards) established an ACC record.
- After redshirting in 2008, played two seasons with the Hokies and became the first sophomore drafted by the Cardinals since Larry Fitzgerald was taken with the third overall selection in 2004.

PRO CAREER:

Selected by the Cardinals in the second round (38th overall) in the 2011 NFL Draft. Placed on injured reserve (knee) on 8/29/11, forcing him to sit out his rookie season.

2011: Suffered a right knee injury during the preseason matchup at Green Bay (8/19) and sat out the remainder of his rookie season after being placed on IR.

COLLEGE:

Started 18 of 23 games in two seasons at Virginia Tech, totaling 2,132 yards and 30 TDs on 403 carries (5.2 yard avg.) … added 26 receptions for 289 yards (11.1 yard avg.) and two TDs … scored 192 points in his career, ranking 10th in Virginia Tech history … his 32 total TDs rank as the fourth-best career total in school history, behind Lee Suggs (56; 1999-2002), Kevin Jones (35; 2001-03) and Branden Ore (33; 2005-07) … preseason All-American and All-Atlantic Coast Conference selection as a sophomore in '10, appeared in ten games with five starts … missed three games due to ankle injuries … totaled 477 yards and nine TDs on 110 carries (4.3 yard avg.) and caught 10 passes for 109 yards (10.9 yard avg.) and one TD … finished with 60 points and 586 all-purpose yards … All-ACC first-team selection by the league's media as a freshman in '09 and was named the conference's Offensive Rookie of the Year … semifinalist for the Doak Walker Award (nation's top RB) after starting all 13 games and leading the Hokies with 293 carries for 1,655 yards (5.6 yard avg.) and 21 TDs … average of 127.3 yards per game on the ground led the ACC and ranked fifth nationally … added 16 receptions for 180 yards (11.2 yard avg.) and one TD … accumulated 1,835 all-purpose yards and led the ACC and ranked fourth nationally in scoring, averaging 10.1 points per game … established an ACC single-season record with 132 points scored … his 1,655 rushing yards rank third all-time in ACC season history, surpassed only by Thomas Jones of Virginia (1,798; 1999) and Don McCauley of North Carolina (1,720; 1970) … rushed for 100+ yards 10 times on the season, tying Don McCauley's 39-year old ACC season-record (1970) … tied Marshall Faulk's (1991) NCAA freshman record with 21 rushing TDs, while also breaking the ACC's single-season record, surpassing the previous high of 19 reached by Don McCauley of North Carolina (1970) and Robert Lavette of Georgia Tech (1982) … established an ACC record with 22 total TDs, breaking the previous mark of 21 held by Don McCauley of North Carolina (1970) and C.J. Spiller of Clemson (2009) … broke T.A. McLendon's (North Carolina State) ACC freshman record of 18 total TDs with 22 total TDs … established an ACC freshman record with 1,835 all-purpose yards … redshirted in '08 after becoming one of two winners of the Torgersen Award for the top newcomers of the spring.

PERSONAL:

Attended Stonewall Jackson (Manassas, VA) High School where he became one of the nation's most sought-after RB recruits … a four-year starter, totaled more than 3,000 yards rushing in his career … as a junior in 2006, earned All-American, All-State and All-Cedar Run Class AAA honors, as he exploded for 1,572 yards and 21 TDs on 167 carries, averaging 9.4 yards per attempt … also scored twice on receptions while returning one kickoff and one punt for TDs … as a senior, rushed for 640 yards and seven TDs while earning Super Prep All-American honors, despite missing three games due to ankle injuries … earned an invitation to the prestigious U.S. Army All-American Bowl, where he beat out some of the nation's elite prep runners for a starting job on the East squad … graduated with a 3.3 grade point average … Business major.



STEPHEN WILLIAMS

18 | WIDE RECEIVER

HT. 6-5 | WT. 208
COLLEGE Toledo
HOMETOWN Houston, TX
HOW ACQUIRED FA-10
YEARS NFL 3 | CARDINALS 3
DOB: June 29, 1986

PRO CAREER:

Signed with the Cardinals as a rookie free agent on 4/26/10 and earned a spot on the 53-man roster out of training camp. Appeared in 13 games with three starts in his first two seasons. Re-signed with the Cardinals on 3/9/12.

2011: Played in two games but did not record any statistics ... inactive for 13 games ... made his season debut and played on special teams @ Was (9/18) ... active but did not play @ Sea (9/25) ... played on special teams vs. Pit (10/23).

2010: After making the team as an undrafted rookie free agent, started three of 11 games played and registered 101 yards on nine receptions ... saw increased time at WR in season opener after a first half injury to Early Doucet @ StL (9/12) ... earned first career start as part of a three WR set @ Atl (9/19) and hauled in two receptions for 26 yards ... recorded one reception for 11 yards to convert a 3rd-n-4 and drew two defensive pass interference penalties totaling 54 yards vs. Oak (9/26) ... received the start @ SD (10/3) and finished second on the team with a career-best three receptions for 32 yards ... for the second consecutive week started for injured WRs Doucet and Steve Breaston and recorded one reception for six yards vs. NO (10/10) ... inactive @ Sea (10/24) ... DNP in either of the next two games ... saw time on special teams but did not record any statistics in each of the following two games: vs. Sea (11/14) and @ KC (11/21) ... DNP in each of the next two games ... saw action at WR but did not record any statistics in the next three games ... hauled in two receptions for 26 yards in the season finale @ SF (1/2/11).

COLLEGE:

Started 40 of 46 career games and became Toledo's all-time leader with 229 receptions and 3,102 yards, breaking records held by current New Orleans WR Lance Moore (2001-04) ... averaged 13.5 yards per catch for his career and totaled 23 TDs ... recorded 15 receptions in a game twice in his collegiate career ... as a senior, started all 12 games for the third consecutive season, totaling 1,065 yards and seven TDs on a career-high 79 receptions ... named first-team All-MAC ... ended up 17th in the country and third in the league with 88.8 receiving yards per game ... started all 12 games played as a junior, earning second-team All-MAC honors for the second consecutive season ... finished sixth in the conference with 71 receptions for 781 yards and a career-best eight TDs ... named second-team All-MAC as a sophomore after finishing seventh in the conference with 73 receptions ... ranked second in the MAC by averaging 97.4 yards per game ... became only the fourth receiver in Toledo history to gain more than 1,000 yards receiving ... totaled 1,169 yards to rank third all-time in school history, just 25 yards shy of Moore's record of 1,194 yards set in 2003 ... in 2006, started four of 10 games played as a freshman, recording six receptions for 87 yards and one TD ... redshirted as a freshman in 2005.

PERSONAL:

Named all-district and all-area as a senior at Marshall (Houston, TX) High School ... recorded 39 receptions for 835 yards and seven TDs ... timed at 10.7 in the 100 meters as a junior ... jumped 6-4 in the high jump and 22-11 in the long jump ... majored in Communications.

WILLIAMS CAREER STATS

			Receiving				
Year	Team	GP/GS	Rec	Yds	Avg	LG	TD
2010	Ariz	11/3	9	101	11.2	17	0
2011	Ariz	2/0	0	0	0.0	0	0
Total		**13/3**	**9**	**101**	**11.2**	**17**	**0**

Single Game Highs:

Receptions: 3, @ San Diego, 10/3/10; **Receiving Yards:** 32, @ San Diego, 10/3/10; **Long Reception:** 17, twice, last @ San Francisco, 1/2/11.



ADRIAN WILSON

PRO BOWL SELECTION: 2006, 2008, 2009, 2010, 2011

24 | SAFETY

HT. 6-3 | **WT.** 230
COLLEGE North Carolina State
HOMETOWN High Point, NC
HOW ACQUIRED D3/01 (64th)
YEARS NFL 12 | **CARDINALS** 12
DOB: October 12, 1979

NOTE CARDS

- Entering his 12th season with the Cardinals, Wilson is the team's longest tenured player after being selected in the 2001 NFL Draft. He is one of just six current NFL players taken in the '01 draft that is still with the team that selected them.
- Opted not to become an unrestricted free agent following the 2004 season and instead signed a five-year extension on 12/22/04. Signed his second extension on 6/4/09, another five-year deal that will keep him with the Cardinals through the 2013 season.
- His 166 games played with the Cardinals ranks as the 10th highest total in franchise history and represents the highest total for a Cards player since Luis Sharpe appeared in 189 games (1982-94).
- In 166 career games, has recorded 924 tackles, 22.5 sacks, 26 INTs, 101 passes defensed, 12 forced fumbles, nine fumble recoveries and has scored four TDs. His 26 INTs rank as the sixth-best total in franchise history while his 510 career INT return yards rank as the fifth-highest total in team history.
- Since sacks became an official statistic in 1982, his 22.5 sacks rank as the fourth-best total in NFL history among safeties behind Rodney Harrison (30.5), Brian Dawkins (26), and Carnell Lake (25). Dating back to 2005, his 19.5 sacks are more than any other safety in the league.
- Voted a team captain four times, including in each of the past three seasons (2007, 09-11).
- During the 2009 season, reached 20 career INTs and 20 career sacks, becoming just the 10th player in NFL history with 20 INTs and 20 sacks in their career.
- In 2006, returned both an INT and a fumble 99 yards for TDs, becoming the first defensive player in NFL history with two TDs of 99+ yards in the same season; also only NFL player ever with multiple 99-yarders without the benefit of a kickoff return.
- His team-high 8.0 sacks in 2005 were the most in a single season in NFL history by a defensive back since sacks became an official statistic in 1982. The previous record belonged to Chicago's Dave Duerson (7.0 in 1986).
- Earned first-team All-Pro honors in '09, the first time he received first-team honors. Earned second-team All-Pro honors in 2006 and '08.
- Despite suffering a torn biceps muscle during training camp last season, went on to start all 16 games and appeared in more snaps (1,134) than any defensive player in the NFL in 2011 on his way to being named to his fourth consecutive Pro Bowl as a starter (fifth overall Pro Bowl nod).
- After being named to the Pro Bowl in 2011, joined Hall of Famer Larry Wilson (1962-63, 65-70) as the only two safeties in team history to be selected to five or more Pro Bowls. He also became the first Cards defensive player since Aeneas Williams (1994-99) to be selected to four consecutive Pro Bowls.
- After starting all 16 games in 2011, pushed his consecutive starts streak to 59 games, the longest active streak among safeties in the NFL.
- Despite the biceps injury, totaled 75 tackles, nine tackles for loss, a team and career-high 16 passes defensed, an INT and a forced fumble in 2011. His 75 tackles gave him at least 70 tackles in a season for the ninth time in his career.
- Finished the 2010 season with a career-high 118 tackles, his third career 100-tackle season and first since 2005 (112). Had 110 tackles in 2002 in his second NFL season.
- Earned NFC Defensive Player of the Week honors for his Week 1 performance against the St. Louis Rams in '10. Against the Rams, Wilson recorded two INTs, a sack and a blocked FG, becoming the first NFL player to record an INT, sack and blocked FG in a game since Julius Peppers (11/28/04 vs. TB). It was his franchise-record fourth Player of the Week award, also earning the honor in Week 7 of the '09 season, Week 4 of the 2004 season and Week 7 of the 2002 season.

PRO CAREER:

The Cardinals third-round selection in the 2001 NFL Draft (64th overall), Wilson, the longest tenured player on the Arizona roster, emerged as a defensive leader and signed a five-year contract extension on 12/22/04. Signed his second five-year extension on 6/4/09 that will keep him in a Cards uniform through the 2013 season.

2011: After being selected as a defensive captain for the third straight season, started all 16 games despite suffering a torn biceps during training camp ... recorded a team-leading and career-high 16 passes defensed and tied for the team lead among defensive backs with 75 tackles ... also had one INT and one forced fumble ... named to the Pro Bowl for the fourth straight year and fifth time overall ... played 1,134 snaps on the season, the most of any defensive player in the NFL ... after missing all four preseason games due to the biceps injury, returned to action and started vs. Car (9/11); recorded four tackles, including a tackle for loss ... collected his 26th career INT @ Was (9/18), picking off a Rex

MR. CONSISTENT

When S **Adrian Wilson** suffered a torn biceps muscle during training camp, some wondered if he would play at all in 2011. Wilson answered that by starting all 16 games, pushing his streak of consecutive starts to 59. That streak is the longest current starts streak in the NFL among safeties.

Consecutive Starts Among NFL Safeties

Starts	Player (Team)
59	**Adrian Wilson (Arizona)**
48	Dawan Landry (Jacksonville)
48	Tyvon Branch (Oakland)
43	Michael Griffin (Tennessee)
41	Yeremiah Bell (NY Jets)

In addition to starting all 16 games during the 2011 season, Wilson appeared in more snaps (1,134) than any defensive player in the NFL.

Grossman pass at the 2-yard line on the Redskins opening drive of the game; also collected four tackles, including a tackle for loss, and had two passes defensed and one QB pressure ... posted six tackles, including one for loss, and had one pass defensed @ Sea (9/25) ... recorded three tackles and had one pass defensed and two QB pressures vs. NYG (10/2) ... had a team-high two passes defensed and also collected four tackles vs. Pit (10/23) ... collected three unassisted tackles and two passes defensed @ Bal (10/30) ... led the DBs with seven tackles, including one for loss vs. StL (11/6) ... recorded five tackles, including one for loss, and had one pass defensed @ SF (11/20) ... led the DBs with six tackles, including a team-best two for loss vs. Dal (12/4); final tackle was the 900th of his career ... recorded three tackles, including one for loss, and tied for the team lead with two passes defensed vs. SF (12/11) ... posted a team-leading and season-high eight tackles vs. Cle (12/18); also had one pass defensed ... forced a fumble by Cedric Benson in the fourth quarter that helped set up a Cardinals TD @ Cin (12/24); led DBs with seven tackles and had one pass defensed ... collected six tackles, including one for loss, and had two passes defensed in the season finale vs. Sea (1/1/12).

2010: Earned fourth trip to the Pro Bowl and third straight selection as a starter after starting all 16 games and registering a career-high 118 tackles, the third 100+ tackle season of his career ... prior to the season, was selected as a defensive captain by his teammates for the second consecutive season and for the third time in his career (2007, '09) ... in the season opener registered three tackles, one sack, two INTs and first career blocked FG @ StL (9/12); became the first player to record an INT, sack and blocked FG in a game since DE Julius Peppers on 11/28/04 vs. TB; also became the first Cardinals player in history to record two INTs, a sack and a blocked FG in the same game; named NFC Defensive Player of the Week, the fourth Player of the Week selection of his career; now has the most defensive Player of the Week awards in team history; marked 25 career INTs, passing Kwamie Lassiter for sixth place on the franchise career list; second multi-INT game of his career (3 INTs vs. Dal 10/20/02); recorded an INT and a sack in the same game for the fifth time in his career ... tied for the lead among AZ DBs with eight tackles @ SD (10/3) ... recorded five tackles and one pass defensed vs. NO (10/10); part of defense that held Drew Brees to his second lowest passer rating (68.2) since the start of the 2009 season (58.9 at Mia, 10/25/09)

THE 20-20 MAN

S **Adrian Wilson** has a long list of individual accomplishments during his first 11 seasons with the Cardinals, including five Pro Bowl appearances and numerous NFL single-season records.

One of the most significant is his inclusion on an exclusive list of NFL players who have recorded at least 20 INTs and 20 sacks in their career. In 2009, Wilson reached the career milestone, becoming just the 10th player in NFL history with at least 20 sacks and 20 interceptions.

Since Wilson accomplished the feat in '09, S Lawyer Milloy (2010) and LB Brian Urlacher (2011) have also joined the list, becoming the 11th and 12th players to reach the 20/20 club.



All-Time Players with 20 Sacks/20 INTs

Player	Sacks	INTs
S Adrian Wilson (AZ, 2001-current)	**22.5**	**26**
CB Ronde Barber (TB, 1997-current)	27.0	43
S LeRoy Butler (GB, 1990-2001)	20.5	38
S Brian Dawkins (Phi/Den, 1996-2011)	26.0	37
LB Donnie Edwards (KC/SD, 1996-2008)	23.5	28
S Rodney Harrison (SD/NE, 1994-2008)	30.5	34
LB Seth Joyner (Phi/Ari/GB/Den, 1986-98)	52.0	24
LB Ray Lewis (Bal, 1996-current)	40.5	31
LB Wilber Marshall (five teams, 1984-95)	45.0	23
S Lawyer Milloy (NE/Buf/Atl/Sea, 1996-2010)	21.0	25
LB William Thomas (Phi/Oak, 1991-01)	37.0	27
LB Brian Urlacher (Chi, 2000-current)	41.5	21

... recorded a team-high 11 tackles and one pass defensed @ Min (11/7) ... for the second straight week led team with 11 tackles while also recording a sack and one tackle for loss vs. Sea (11/14) ... for the third week in a row recorded a team-high 10 tackles and one pass defensed @ KC (11/21); marked only the second time in his career he registered at least 10 tackles in three straight games (12 vs. StL-11/3/02; 11 vs. Sea-11/10/02; 10 @ Phi-11/17/02) ... registered a career-high 12 unassisted tackles as part of a season-high 13 tackles, one pass defensed and three QB hits vs. Den (12/12); marked the 13th career game with at least 10 tackles and fourth in 2010; part of a secondary that held the Broncos fourth ranked pass offense to 166 yards—105 yards below their average entering the game ... led team with two tackles for loss and finished second with nine tackles vs. Dal (12/25) ... registered three tackles and tied for the team lead with two passes defensed in the season finale @ SF (1/2/11); marked 150th career game played.

2009: Selected as a team captain for the second consecutive year and started all 18 games played, marking the first time he played all 16 regular season games since 2006 ... part of defense that held the 49ers to 21 yards on 25 carries in the season opener vs. SF (9/13); marked the third lowest rushing total in SF's history ... registered a team-high nine tackles, two tackles for loss, half a sack and fumble recovery @ Jax (9/20); marked first fumble recovery since 12/10/06 vs. Seattle ... totaled three tackles @ Sea (10/18) and helped limit the Seahawks to 128 total net yards, the lowest yardage output by an opponent since 1990 (100-Dallas, 10/14) ... led team with two tackles for loss, hauled in a third quarter INT that set the Cardinals up at the NY 20-yard line and led to the game-winning TD, and recovered a fumble at the AZ 42-yard-line in the fourth quarter to preserve the Cardinals seven point lead @ NYG (10/25); named NFC Defensive Player of the Week for the third time in his career, becoming the third Cardinals defensive player to win the award three times, joining S Antrel Rolle and CB Aeneas Williams; registered 500th solo tackle of his career ... with two minutes remaining; collected an INT at the AZ five-yard-line vs. Sea (11/15) ... registered one INT and six tackles @ StL (11/22); marked just the second time in his career he had INTs in back-to-back games (2007); reached 700 career tackles ... tied for the team lead with eight tackles while recording a career-high four passes defensed and one INT @ SF (12/14) ... for the fourth time in his career recorded one sack and one INT, as well as four tackles vs. StL (12/27); the INT and sack came in the final four minutes of the game and gave him 23 INTs and 20.5 sacks for his career, making him the 10th player in NFL history with 20 sacks and 20 INTs in their career; marked first game with a

IN IT FOR THE LONG HAUL

Now entering his 12th season, S **Adrian Wilson** is the team's most tenured player and has been with Arizona since the team selected him in the 2001 NFL Draft. In fact, Wilson is one of just six players selected in the 2001 draft that is still with the team that selected them.

Players Selected in 2001 Draft Still With Original Team

Player	Team	Rnd	Pick
Jeff Backus	Detroit	1st	18th overall
Casey Hampton	Pittsburgh	1st	19th overall
Reggie Wayne	Indianapolis	1st	30th overall
Dominic Raiola	Detroit	2nd	50th overall
Adrian Wilson	**Arizona**	**3rd**	**64th overall**
Steve Smith	Carolina	3rd	74th overall

Having already signed two five-year contract extensions during his time with the Cardinals (12/22/04 and 6/4/09), Wilson has now appeared in 166 career games with Arizona. That ranks as the 10th highest games played total in franchise history.

Franchise Record—Games Played (Career)

G	Player (Position)	Years
234	Jim Bakken (K)	1962-78
199	Jim Hart (QB)	1966-83
198	Jackie Smith (TE)	1963-77
193	Roger Wehrli (CB)	1969-82
189	Luis Sharpe (T)	1982-94
180	Larry Stallings (LB)	1963-76
178	Ernie McMillan (T)	1961-74
169	Roy Green (WR)	1979-90
	Larry Wilson (S)	1960-72
166	**Adrian Wilson (S)**	**2001-**



sack and INT since recording two sacks and one INT on 9/17/06 at Seattle ... totaled three tackles and one pass defensed in the Wild Card contest vs. GB (1/10/10) ... started sixth career postseason game, registering six tackles, one tackle for loss, one pass defensed, and a QB hit in the Divisional matchup @ NO (1/16/10).

2008: Started 14 of 15 games played during the regular season and all four postseason games while earning his second trip to the Pro Bowl ... collected his first INT of the season off QB J.T. O'Sullivan in the first quarter @ SF (9/7) in season opener ... after missing practice all week due to a hamstring injury, saw action on a limited basis and recorded one QB hit that forced QB Trent Edwards (concussion) out of the game early in the first quarter vs. Buf (10/5) ... led team with six unassisted tackles to eclipse 600 career tackles and forced QB Marc Bulger to fumble on his own 21-yard line in the second quarter @ StL (11/2) ... recorded a QB hit and one INT that stopped a 49ers drive at the AZ 18-yard-line with 2:34 remaining in the fourth quarter vs. SF (11/10); late in the third quarter disrupted a play by blitzing just off the center in which QB Shaun Hill

THE SIGNIFICANCE OF 99



S **Adrian Wilson** had a season of historic proportion in 2006, accomplishing a feat in one season that no other player in NFL history has accomplished in their entire career.

Against the Atlanta Falcons in Week 4 of the '06 season, Wilson intercepted a Michael Vick pass at the AZ 1-yard line and returned it 99 yards for a TD, establishing a franchise record for longest INT return in Cardinals history.

In Week 12 at Minnesota, Wilson was back at it, scooping up a fourth quarter fumble by Chester Taylor and racing 99 yards for another TD. It was the second-longest fumble return in franchise history, trailing only the NFL-record 104-yard return by Aeneas Williams on 11/5/00 vs. Washington.

With the TDs against the Falcons and Vikings, Wilson became the first player in NFL history to record two TDs of 99+ yards in the same season without the benefit of a kickoff return TD.

He remains the only player in league history with both an INT return TD of at least 99 yards and a fumble return TD of at least 99 yards in their career.

At that time, Wilson became just the fifth player since the 1970 NFL-AFL merger to score two TDs of 99+ yards in the same season. Of the nine players who have accomplished the feat (four have done so since '06), Wilson is the only one to do so without the benefit of a kickoff return.

PLAYERS WITH TWO 99+ YARD TDS IN ONE SEASON (SINCE 1970 MERGER)

Jacoby Ford, Oak.	2010	Both kickoff returns (101 & 99)
Leon Washington, Sea.	2010	Both kickoff returns (101 & 99)
Josh Cribbs, Cle.	2009	Both kickoff returns (103 & 101)
Ten Ginn Jr., Mia.	2009	Both kickoff returns (101 & 100)
Josh Cribbs, Cle.	2007	Both kickoff returns (100 & 99)
Adrian Wilson, Ariz.	**2006**	**INT return (99) & fumble return (99)**
Justin Miller, NYJ	2006	Both kickoff returns (103 & 99)
Terry Fair, Det.	1998	Both kickoff returns (105 & 101)
Roell Preston, G.B.	1998	Both kickoff returns (101 & 100)
Raymond Clayburn, N.E.	1977	Both kickoff returns (101 & 100)

Not only was Wilson's 99-yard fumble return at Minnesota a franchise record, it also ranked among the longest in NFL history.

LONGEST FUMBLE RETURNS IN NFL HISTORY

Yds	Player	Opp.	Date
104	Jack Tatum,	Oak. vs. GB	9/24/72
	Aeneas Williams	Ariz. vs. Wash.	11/5/00
102	Travis Davis	Pit. vs. Car.	12/26/99
100	Chris Martin	K.C. vs. Mia.	10/13/91
99	**Adrian Wilson**	**Ariz. vs. Min.**	**11/26/06**
	Don Griffin	S.F. vs. Chi.	12/23/91

The Vikings game began when J.J. Arrington returned the opening kickoff 99 yards for a TD. When Wilson later scored on his 99-yard fumble return, it marked just the second time in NFL history that teammates scored TDs of 99+ yards. According to Elias, the other time was a Cowboys-Eagles game on 10/14/62 when Dallas' Amos Marsh returned a kickoff 101 yards and Mike Gaechter had a 100-yard INT return.

fumbled and ball was recovered by LB Clark Haggans at the SF 10 yard-line and later resulted in a FG to cut the 49ers lead to one point ... finished second on the team with seven tackles, one sack, one pass defensed, one forced fumble and one QB hit @ Sea (11/16); forced RB Julius Jones to fumble at AZ 32 yard-line and ball was recovered by Darnell Dockett and resulted in a FG on ensuing drive ... before leaving the game in the fourth quarter due to a sprained shoulder, registered nine tackles and one tackle for loss vs. NYG (11/23) ... recorded two tackles for loss as well as a season-high 10 tackles vs. Min (12/14) ... started his 100th career game vs. Sea (12/28) ... started first career playoff game and registered five tackles, one forced fumble and one QB hit vs. Atl (1/3/09); part of defense that held the Falcons, the second best rushing team in the NFL during the regular season with 152.7 yards per game average, to just 60 yards on 24 carries (2.5 avg.) ... registered two sacks and forced a fumble on one that was recovered by Bertrand Berry vs. Phi (1/18/09); marked the fourth multi-sack game of his career and first since 9/17/06 vs. Sea ... led team with seven solo tackles vs. Pit (2/1/09) in Super Bowl XLIII.

2007: Started the first nine games, registering 54 tackles with two INTs before suffering season ending heel injury vs. Det (11/11) ... second on the team with a season-high 10 total tackles and eight unassisted tackles as well as one tackle for loss @ Bal (9/23) ... registered five total tackles (three solos) and two tackles for loss while intercepting Ben Roethlisberger in end zone in a critical play following a Cardinals fumble that gave the Steelers the ball at the AZ 4-yard line with the score tied in the third quarter vs. Pit (9/30) ... recorded five tackles, an INT and one pass defensed @ StL (10/7); marked the first time in his career with an INT in consecutive games ... registered six tackles @ Was (10/21) as part of defense that held Washington to 160 total net yards, the lowest output by a Cardinals opponent since the L.A. Rams had 152 yards on 9/4/94 ... recorded a tackle for loss and one QB pressure that resulted in a Karlos Dansby INT before leaving the game in the third quarter due to a heel injury vs. Det (11/11) ... had made 59 consecutive starts while appearing in 73 straight games before being inactive with a right heel injury @ Cin (11/18) ... inactive vs. SF (11/25) and placed on injured reserve on 12/1.



2006: Selected to his first Pro Bowl after starting all 16 games, returning both an INT and fumble 99 yards for TDs ... had seven tackles, two sacks and an INT of Matt Hasselbeck @ Sea (9/17); the two sacks gave Wilson, who set an NFL record for DBs with eight sacks in 2005, eight sacks in his last nine games ... intercepted a Michael Vick pass near the Cardinals endzone and returned it a franchise record 99 yards for a TD in the second quarter @ Atl (10/1); also recorded five tackles ... on MNF vs. Chi (10/16) recorded six tackles, a sack of Rex Grossman, one pass defensed and a forced fumble ... totaled nine tackles and recovered a fourth quarter Chester Taylor fumble at the Cardinals one-yard line and ran it back 99 yards for a TD @ Min (11/26) ... came up with another big game, tying for the team high with nine tackles while

THE CLIMB CONTINUES

S **Adrian Wilson** enters the 2012 season with 26 career INTs, which ranks as the sixth-highest total in franchise history.

Franchise Interception Leaders

INTs	Player (Years)
52	Larry Wilson (1960-72)
46	Aeneas Williams (1991-2000)
40	Roger Wehrli (1969-82)
30	Dick "Night Train" Lane (1954-59)
29	Pat Fischer (1961-67)
26	**Adrian Wilson (2001-present)**
24	Kwamie Lassiter (1995-2002)
22	Norm Thompson (1971-76)
21	Jerry Davis (1948-51)
	Ray Ramsey (1950-53)

HUNTING DOWN THE QB

For good reason, S **Adrian Wilson** has throughout his career been known for his ability to get to the quarterback. During the 2005 season, Wilson established an NFL single-season record for a defensive back with 8.0 sacks, a mark that still stands.

NFL Record—Sacks By DB (Single Season)

Sacks	Player	Team	Year
8.0	**Adrian Wilson**	**Arizona**	**2005**
7.5	Roman Harper	New Orleans	2011
7.0	Dave Duerson	Chicago	1986
6.5	LeRoy Butler	Green Bay	1996
6.0*	Shawn Springs	Washington	2004

*Accomplished by five players, Springs the most recent

Since sacks became an official statistic in 1982, Wilson's 22.5 sacks rank as the fourth-best total in league history among safeties.

Sack Leaders—NFL Safeties (1982-Present)

Sacks	Player	Team
30.5	Rodney Harrison	SD/NE
26.0	Brian Dawkins	Phi/Den
25.0	Carnell Lake	Pit/Jax/Bal
22.5	**Adrian Wilson**	**Arizona**
21.0	Lawyer Milloy	NE/Buf/Atl/Sea

And dating back to 2005, Wilson's 19.5 sacks are more than any other safety in the NFL.

Sack Leaders—NFL Safeties (2005-11)

Sacks	Player	Team
19.5	**Adrian Wilson**	**Arizona**
17.0	Roman Harper	New Orleans
12.5	Brian Dawkins	Phi/Den
12.0	**Kerry Rhodes**	**NYJ/Ariz**
11.0	Yeremiah Bell	Miami
	Chris Crocker	Atl/Cin

adding an INT, two passes defensed and a forced fumble @ StL (12/3); the INT, his fourth of the season, which tied his career high, came as the Rams were driving in Arizona territory minutes before halftime helping to set up a Neil Rackers 23-yard FG ... continued his push for the Pro Bowl with six tackles and a fumble recovery vs. Sea (12/10); fumble recovery came after Robert Griffith knocked the ball loose from Seattle RB Shawn Alexander and led to a Cardinals TD on the ensuing possession; also made the key tackle on fourth down that stopped Seattle's potential game winning drive.

2005: Selected as a Pro Bowl alternate ... recorded eight sacks, a team high and the most by a DB in the NFL since sacks became official in 1982 ... recorded 11 tackles, the second highest total on the team @ Sea (9/25) and broke up one pass ... recorded a career-high 17 tackles @ Det (11/13) and defended one pass ... had a career game @ StL (11/20) sacking the Rams QBs three times and forcing Marc Bulger out of the game with a shoulder injury; recorded eight stops, a forced fumble and recovered a fumble ... totaled seven tackles, two for loss, a sack on Alex Smith, a forced fumble, recovered a fumble and deflected a pass @ SF (12/4) ... recorded five tackles, three for loss, and sacked Mike McMahon twice while defending two passes vs. Phi (12/24).

2004: Started all 16 games and finished second on the team with 99 tackles ... recorded four tackles, a fumble recovery and a pass breakup in the season opener @ StL (9/12); recovered a fumble on the first Rams drive of the game after Quentin Harris forced a Steven Jackson fumble on the Arizona 26-yard line ... intercepted Michael Vick and returned the ball 11 yards to the Atl 18 to set up a Neil Rackers FG, which gave the Cardinals their only points of the game @ Atl (9/26); tied for a team-high seven tackles and had a team-high two passes defensed ... recovered a fumbled reverse handoff between Dante Stallworth and Aaron Stecker and returned it 35 yards for a TD to give the Cardinals a 7-0 lead with 4:16 left in the first quarter vs. NO (10/3); also recorded five tackles; named NFC Defensive Player of the Week following his five tackles and fumble recovery for a TD; the Cards defense held their opponent without a TD for the second consecutive game for the first time since November, 1970 ... recorded his first sack of the season in addition to two tackles and a forced fumble vs. StL (12/19) ... notched six tackles, one pass defensed and intercepted a Chris Simms pass with 1:06 remaining which sealed the win for the Cardinals in the season finale vs. TB (1/2/05).

2003: Started 15 of 16 games played and produced the Cards first blocked punt since 1997 ... recorded eight stops and a pass deflection vs. Bal (10/12) ... had three tackles vs. SF (10/26) and blocked punt in the third quarter which rolled out of bounds at the 49er 11-yard line; Cards converted the possession into a FG in eventual 18–17 victory; whistled for two personal fouls in fourth quarter and ejected from the game ... did not start vs. Car (12/14) due to an illness, but came off bench to provide three tackles.

2002: Vaulted over the 100-total tackle plateau in first season as a starter ... recorded three INTs in 9–6 win vs. Dal (10/20); earned NFC Defensive Player of the Week honors and had the most INTs by a Cardinal since Kwamie Lassiter collected four INTs in 1998 season finale vs. SD ... inactive for season opener @ Was (9/8) while still on mend from preseason right-shoulder dislocation vs. Den (8/24) ... posted three INTs and a thundering sack of Quincy Carter on opening play of game vs. Dal (10/20) ... season-best 12 combined tackles vs. StL (11/3) ... set the table for both Cardinal TDs @ Phi (11/17); on first, knocked the ball loose from Eagle QB Donovan McNabb on third play of game to set up 12-yard TD pass; McNabb suffered a fractured ankle on the play; on second pick, Wilson intercepted McNabb in the second quarter and returned the ball 35 yards

CARDINALS IN THE COMMUNITY

Established in 2008, the "Adrian Wilson Foundation" is dedicated to giving back and giving children a chance. The foundation's goal is to tackle the adversities facing children and Wilson has helped try to achieve that goal with a variety of activities.

This past January, Wilson and his foundation donated more than $65,000 worth of shoes to a pop-up charity shoe sale at the Scottsdale Waterfront to help benefit Global Family Philanthropy and its quest to build a medical center for children in Haiti. Later in the spring while speaking at a charity event on behalf of Phoenix Children's Hospital, Wilson donated $100,000 to the hospital. Also as part of a partnership with the hospital to help raise money, Wilson started a mobile giving program. Cell phone owners can use their mobile phones to make $5 donations to Phoenix Children's Hospital by texting HAND to 50555.

He also hosted a celebrity Xbox video game tournament at the W Hotel in Scottsdale last May to raise money for his foundation. 250 guests competed in a fun, family friendly event of gaming and water activities for both adults and children.

Previously, Wilson partnered with Cold Stone Creamery for an ice cream social to help benefit his foundation. Adrian's "Big Red Blitz" ice cream with Oreo crème filling and red sprinkles was sold at Cold Stone's headquarters in Scottsdale in 2010 and an autograph session and raffle took place to help raise money.

In 2009, Wilson worked with local Papa John's stores for the "AZ Anyway Combo." A portion of each pizza ordered during the season was donated to the foundation and approximately $20,000 was raised.

Through Wilson's "High Points Shoes" over the past three seasons, he donated over $100,000 worth of footwear and clothing to the needy over the holiday season.

Wilson and the foundation helped raise $10,000 in 2010 as part of "Team Wilson" at the PF Chang's Rock and Roll Marathon benefitting the Make a Wish Foundation which helped send a young girl and her family on a vacation to Disney Land. He also partnered with the W Hotel in Scottsdale for the "Suits and Sneakers" event to donate 500 pairs of shoes to sports teams in Phoenix that didn't have proper footwear.

In April of 2010, Wilson hosted the "Shave-Off For Jack" event to raise money for two-year old Jack Morton, a close family friend. Wilson joined teammate Steve Breaston to shave the head of any willing participant for a donation. All of the money raised at the event went to offset Morton's medical costs. Wilson is still close with Morton as he was with the Pro Bowl safety when Wilson donated the money to Phoenix Children's Hospital earlier this year.

For more information on Wilson's foundation, log onto www.adrianwilson24.com

to Philadelphia's two-yard line; Arizona scored on its ensuing play from scrimmage; finished contest with 10 tackles, a half-sack, an INT, and a forced fumble ... inactive (hamstring) for season finale @ Den (12/29).

2001: Playing time increased as season progressed ... active game in win vs. KC (10/21) with three tackles, one QB hurry on a corner blitz and two deflected passes; also got a hand on a Corey Chavous INT in the end zone to stymie last-second Chiefs rally from their own one-yard line to the Cards two-yard line with five seconds remaining ... recorded first NFL INT @ Dal (10/28) which he returned 36 yards to give Arizona the ball near midfield with four minutes left ... gave Cards an early 7–0 lead in first quarter @ Was (1/6/02) when he stepped in front of Redskins WR Michael Westbrook on a slant route and returned the INT 61 yards for his first NFL TD at the 10-minute mark of the opening period.

COLLEGE:

Two-year starting SS at North Carolina State ... recorded 254 total tackles (144 solos) and 11 stops behind the line of scrimmage in 33 games for the Wolfpack ... career tackle total most by a N.C. State DB since James Walker collected 289 stops from 1993–95 ... added three INTs and 11 pass deflections in 23 career starts before entering the NFL Draft following his junior season.

PERSONAL:

All-Guilford County honors from the Greensboro News and Record at T.W. Andrews (High Point, NC) High School, where in June of 2010, he had his prep jersey number (9) retired ... most valuable player in the coaches East-West All-Star Game ... played FS and split end as a senior, helping his team to a berth in the playoffs ... also played basketball and ran track ... honorable mention high school basketball All-America notice in 1998 and was also a Dream Team All-America selection ... Parks, Recreation, and Tourism Management major ... owns a designer shoe store in Scottsdale (AZ) called High Point ... during the 2012 offseason, made a cameo appearance on the television show Hawaii Five-0 ... along with his wife, Alicia, the couple have a daughter, Aubrei Reign, and sons Adrian Jr. and Brooklyn Maximus.

WILSON CAREER STATS

			Tackles			Sacks		Interceptions							
Year	Team	GP/GS	Solo	Asst	Ttl	Sk	Yds	Int	Yds	Lg	TD	PD	FR	FF	STT
2001	Ariz	16/0	19	13	32	0.5	5	2	97	61t	1	10	0	0	12
2002	Ariz	14/14	68	42	110	1.5	8	4	35	35	0	6	0	1	1
2003	Ariz	16/15	54	18	72	0.0	0	0	0	0	0	7	0	0	0
2004	Ariz	16/16	76	23	99	1.0	1	3	62	27	0	11	3	1	4
2005	Ariz	16/16	95	17	112	8.0	63	1	36	36	0	9	2	2	2
2006	Ariz	16/16	78	9	87	5.0	33	4	146	99t	1	9	2	4	0
2007	Ariz	9/9	36	18	54	0.0	0	2	20	20	0	3	0	0	0
2008	Ariz	15/14	55	30	85	2.5	23	2	37	28	0	8	0	2	1
2009	Ariz	16/16	54	26	80	2.0	17	5	56	41	0	15	2	1	0
2010	Ariz	16/16	96	22	118	2.0	6	2	4	4	0	7	0	0	0
2011	Ariz	16/16	48	27	75	0.0	0	1	17	17	0	16	0	1	0
Total		**166/148**	**679**	**245**	**924**	**22.5**	**156**	**26**	**510**	**99t**	**2**	**101**	**9**	**12**	**20**

Single Game Highs:

Total Tackles: 17, @ Detroit, 11/13/05; **Solo Tackles:** 12, vs. Denver, 12/12/10. **Interceptions:** 3, vs. Dallas, 10/20/02; **Passes Defensed:** 4, @ San Francisco, 12/14/09; **Sacks:** 3.0, @ St. Louis 11/20/05; **Fumble Recoveries:** 1, nine times, last @ New York Giants 10/25/09; **Forced Fumbles:** 1, 12 times, last @ Cincinnati, 12/24/11; **Long Interception Return:** *99 yards, @ Atlanta 10/01/06.

Touchdowns:

99-yard fumble return, @ Minnesota, 11/26/06. *99-yard interception return, @ Atlanta, 10/01/06. 35-yard fumble return, @ New Orleans, 10/3/04. 61-yard interception return @ Washington, 1/6/02; *Franchise Record

Additional Stats:

Blocked punt, vs. San Francisco, 10/26/2003. Blocked FG, @ St. Louis, 9/12/2010.

WILSON POSTSEASON STATS

			Tackles			Sacks		Interceptions							
Year	Team	GP/GS	Solo	Asst	Ttl	Sk	Yds	Int	Yds	Lg	TD	PD	FR	FF	STT
2008	Ariz	4/4	16	4	20	2.0	18	0	0	0	0	1	0	2	0
2009	Ariz	2/2	5	4	9	0.0	0	0	0	0	0	2	0	0	0
Total		**6/6**	**21**	**8**	**29**	**2.0**	**18**	**0**	**0**	**0**	**0**	**3**	**0**	**2**	**0**

Postseason Single Game Highs:

Total Tackles: 7, vs. Pittsburgh (SB XLIII), 2/1/09; **Solo Tackles:** 7, vs. Pittsburgh (SB XLIII), 2/1/09; **Sacks:** 2, vs. Philadelphia, 1/18/09; **Forced Fumbles:** 1, twice, last vs. Philadelphia, 1/18/09.



D.J. YOUNG

67 | TACKLE

HT. 6-5 | WT. 298
COLLEGE Michigan State
HOMETOWN Lansing, MI
HOW ACQUIRED FA-11
YEARS NFL 1 | CARDINALS 1
DOB: January 26, 1988

PRO CAREER:

Signed by the Cardinals as a rookie free agent on 7/27/11. Released following training camp on 9/2/11 and re-signed to the practice squad on 9/5/11. Elevated to the active roster on 12/28/11.

2011: After spending the first 16 weeks of the season on the Cardinals practice squad, was promoted to the active roster on 12/28 ... inactive vs. Sea (1/1/12).

COLLEGE:

Started 23 games on the offensive line in two seasons with the Spartans after transferring from Bowling Green State University, where he played in 17 games (four starts) between 2006-07 ... started 12 of 13 games played at left tackle for the Spartans as a senior in '10, earning second-team All-Big 10 honors from the coaches after switching from right tackle to left tackle during 2010 spring practice ... after a season at Lansing (MI) Community College in '08 following his transfer from BGSU, went on to start the final 11 games at right tackle during his first season with the Spartans in '09 ... as a sophomore in '07, appeared in 11 games with one start at defensive tackle for BGSU ... totaled 23 tackles and 2.5 tackles for a loss on the season ... appeared in six games as a true freshman for the Falcons in '07, including three starts at nose guard.

PERSONAL:

After prepping for two years at Kalamazoo (MI) High School and earning two letters, went on to finish his prep career at Sexton (Lansing, MI) High School ... while at Sexton, was named to the Detroit Free Press All-State Dream Team as a senior while being named the team's Defensive Player of the Year ... also lettered in basketball and track in high school ... father, Duane, spent six seasons in the NFL as a tight end for the San Diego Chargers (1991-95) and Buffalo Bills (1998) ... majored in Sociology.



DAVE ZASTUDIL

9 | PUNTER

HT. 6-3 | WT. 220
COLLEGE Ohio
HOMETOWN Bay Village, OH
HOW ACQUIRED FA-11
YEARS NFL 11 | CARDINALS 2
DOB: October 26, 1978

NOTE CARDS

- In his first season with the Cardinals, punted 87 times for a career-high 3,929 yards and averaged 45.2 yards per punt, the fourth-highest single-season average in franchise history.
- Against the Pittsburgh Steelers on 9/14/08, punted five times for 265 yards, netting 52.8 yards per punt which ranked as the second-highest total for a single game in the NFL dating back to 1970 (Rohn Stark, 9/13/92 vs. Houston, 4 for 233, 59.5 net avg.).
- As a rookie in 2002, finished second in the NFL with a career-high 31 punts landed inside the 20-yard line, earning Pro Football Weekly All-Rookie honors.

PRO CAREER:

Originally drafted by Baltimore in the fourth round (112th overall) of the 2002 NFL Draft. Signed with Cleveland as an unrestricted free agent on 3/12/06. Missed the entire 2010 season after being placed on injured reserve. Signed with Arizona as a free agent on 8/24/11 and re-signed with the Cardinals on 4/4/12, agreeing to a two-year deal.

2011: Played in 15 games and punted 87 times for a career-high 3,929 yards (45.2 avg., 37.5 net

avg.) ... downed 24 punts inside the 20 with 21 of those coming in the final 11 games of the season and had just five touchbacks ... made Cardinals debut and totaled five punts for a 42.0-yard average vs. Car (9/11); landed two punts inside the 20 ... averaged 49.0 yards on six punts @ Was (9/18); four of six punts were 50 yards or more; downed one inside the 20 ... punted five times for a 41.2-yard average @ Sea (9/25) ... averaged 45.0 yards on four punts vs. NYG (10/2) ... inactive due to right knee injury @ Min (10/9) ... returned from injury and averaged 47.8 yards on four punts vs. Pit (10/23); downed two punts inside the 10 in the first half and had a 58-yard punt in the fourth quarter ... punted six times for a 40.0-yard average against his former team @ Bal (10/30); downed three punts inside the 20 ... punted six times for a 46.3-yard average vs. StL (11/6); recorded a net average of 42.0 yards and had three punts downed inside the 20; had a 63-yard punt in the first quarter ... punted six times for a 46.3-yard average and a net average of 43.5 yards @ Phi (11/13) ... averaged 46.5 yards on six punts @ SF (11/20); posted a net average of 43.8 yards ... punted five times for a 46.0-yard average @ StL (11/27) ... had season-highs with seven punts for 351 yards, a 50.1-yard average and a net average of 45.0 yards vs. Dal (12/4); five of seven punts covered at least 50 yards ... punted seven times for a 46.6-yard average vs. SF (12/11); had a season-long 66-yard punt in the fourth quarter ... had seven punts for a 44.6-yard average and downed a season-high four inside the 20 vs. Cle (12/18) ... punted six times for a 38.3-yard average and downed two inside the 20 @ Cin (12/24) ... had seven punts for a 46.3-yard average and landed two inside the 20 vs. Sea (1/1/12).

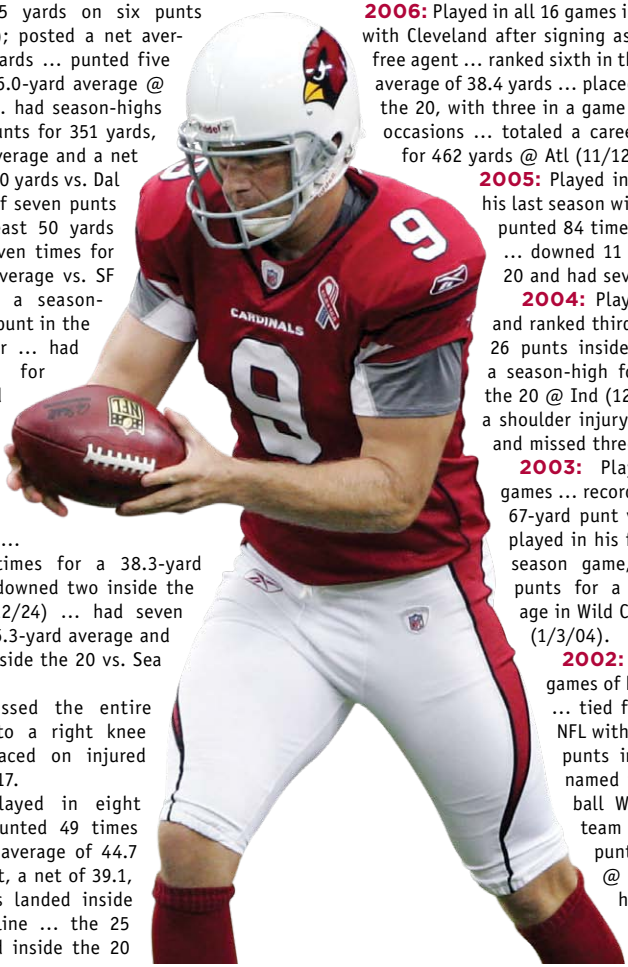

2010: Missed the entire season due to a right knee injury ... placed on injured reserve on 8/17.

2009: Played in eight games and punted 49 times with a gross average of 44.7 yards per punt, a net of 39.1, and 25 punts landed inside the 20-yard line ... the 25 punts downed inside the 20 were tied for sixth-most in the AFC ... had a career-high seven punts inside the 20 @ Buf (10/11), earning him AFC Special Teams Player of the Week honors ... inactive for one game with a right knee injury and was then placed on injured reserve on 11/18.

2008: Played in all 16 games and punted 75 times for 3,410 yards ... ranked eighth in the AFC with a 45.5-yard gross average and fourth with a net average of 39.4 yards ... recorded five punts for 265 yards vs. Pit (9/14), setting a Browns' team record with a net average of 52.8 yards; 52.8 net average was the second-highest total for a single game in the NFL dating back to 1970 ... had a season-high three punts inside the 20 @ Was (10/19) ... played in his 100th career game vs. Ind (11/30).

2007: Played in 12 games, missing four of the first five games due to a back injury ... posted 49 punts for 2,046 yards on the season, averaging 41.8 yards per punt, with a net of 34.6 yards ... had a season-high seven punts in blizzard conditions vs. Buf (12/16), landing three inside the 20.

2006: Played in all 16 games in his first season with Cleveland after signing as an unrestricted free agent ... ranked sixth in the NFL with a net average of 38.4 yards ... placed 28 punts inside the 20, with three in a game on five separate occasions ... totaled a career-high 10 punts for 462 yards @ Atl (11/12).

2005: Played in all 16 games in his last season with the Ravens ... punted 84 times for 3,653 yards ... downed 11 punts inside the 20 and had seven touchbacks.

2004: Played in 13 games and ranked third in the AFC with 26 punts inside the 20 ... had a season-high four punts inside the 20 @ Ind (12/19) ... suffered a shoulder injury vs. NYJ (11/14) and missed three games.

2003: Played in all 16 games ... recorded a career-long 67-yard punt vs. KC (9/28) ... played in his first career post-season game, totaling eight punts for a 48.8-yard average in Wild Card game vs. Ten (1/3/04).

2002: Played in all 16 games of his rookie season ... tied for second in the NFL with a career-high 31 punts inside the 20 ... named to the Pro Football Weekly All-Rookie team ... placed five punts inside the 20 @ Mia (11/17) and had four inside the 20 in two other games.

COLLEGE:

Four-year letterman at Ohio University who led the Mid-American Conference in punting four times ... earned first-team All-America honors from Football News and was a second-team AP All-American as a senior in '01 ... was a first-team All-MAC selection and MAC Special Teams Co-Player of the Year ... finalist for the Ray Guy Award, given to the top punter in the nation, in '01 ... had 50 punts for 2,280 yards (45.6 avg.), 16 inside the 20 and a long of 74 ... averaged 44.3 yards per punt as a junior, which ranked fifth in the nation, and was a first-team All-MAC selection ... named MAC Special Teams Player of the Year as a sophomore after leading the conference and ranking 14th in the nation with a 43.2-yard average ... first-team All-MAC selection as a freshman and was named to the Football News Freshman All-America team ... graduated with double majors in Finance and Marketing.

PERSONAL:

Last name pronounced ZAS-tuh-dil ... attended Bay Village (OH) High School and played quarterback, kicker and punter ... twice selected All-State and all-conference honorable mention as a punter ... all-district as a kicker and made the all-conference team at quarterback ... also a four-year letterman in baseball and earned one letter in basketball ... won the Kiwanis Academic Achievement Scholastic Art Award ... in the spring of 2006, he participated in an NFL and NFL Players Association six-day executive education program at the Wharton School at the University of Pennsylvania ... participated in a four-day entrepreneurial program at the Kellogg Business School at Northwestern in the spring of 2007 ... is an avid golfer and boater ... along with wife Jenn, the couple has two daughters, Mackenzie Ann and Quinn Loretta, and a son, Chase Michael.

ZASTUDIL CAREER STATS

Year	Team	GP	No	Yds	Avg	Net	TB	In20	Lg	Blk
2002	Bal	16	81	3,368	41.6	33.7	5	31	61	2
2003	Bal	16	89	3,649	41.0	35.2	8	21	67	0
2004	Bal	13	73	2,948	40.4	34.6	12	26	61	0
2005	Bal	16	84	3,653	43.5	35.7	7	11	60	1
2006	Cle	16	81	3,563	44.0	38.4	7	28	61	0
2007	Cle	12	49	2,046	41.8	34.6	4	14	64	0
2008	Cle	16	75	3,410	45.5	39.4	11	23	65	0
2009	Cle	8	49	2,188	44.7	39.1	5	25	60	0
2010	Cle	Injured Reserve - Knee								
2011	Ariz	15	87	3,929	45.2	37.5	5	24	66	0
Total		**128**	**668**	**28,754**	**43.0**	**36.4**	**64**	**203**	**67**	**3**

Single Game Highs:

Punts: 10, @ Atlanta 11/12/06; **Yards:** 462, @ Atlanta 11/12/06; **Gross Avg. (min 3 att.):** 53.0, vs. Pittsburgh, 9/14/08; **Net Average (min 3 att.):** 52.8, vs. Pittsburgh, 9/14/08; **Long Punt:** 67, vs. Kansas City, 9/28/03; **Inside 20:** 7, @ Buffalo 10/11/09.

ZASTUDIL POSTSEASON STATS

Year	Team	GP	No	Yds	Avg	Net	TB	In20	Lg	Blk
2003	Bal	1	8	390	48.8	40.0	0	0	56	0
Total		**1**	**8**	**390**	**48.8**	**40.0**	**0**	**0**	**56**	**0**

CARDINALS HOST LIVE VIDEO CHATS FROM THE COMBINE AT TOM'S TAVERN

The Arizona Cardinals Football Club hosted a series of three live video chats featuring team personnel from the annual NFL combine in February at Tom's Tavern in Phoenix.

The 45-minute video chats airing at Tom's Tavern featured members of the Cardinals front office and scouting staff live from the NFL Combine in Indianapolis answering questions from fans.

Among those to appear during the three chats were general manager Rod Graves, head coach Ken Whisenhunt, president Michael Bidwill, vice president, player personnel Steve Keim and scouts Malik Boyd, Dru Grigson and Chris Culmer. In addition, assistant director of pro personnel Quentin Harris was at Tom's Tavern in person for the first two sessions.

The first two chats were hosted by Cardinals sideline reporter Paul Calvisi and the third was hosted by Cardinals radio talent and Arizona Sports 620 talk-show host Ron Wolfley. Former Cardinals wide receiver Frank Sanders and safety Kwamie Lassiter made appearances at Tom's Tavern as well.

2012 ARIZONA CARDINALS

NO.	NAME	POS.	HT.	WT.	BIRTHDATE	NFL EXP.	COLLEGE	HOMETOWN
94	Acho, Sam	LB	6-3	257	9/6/1988	2	Texas	Dallas, TX
27	Adams, Michael	CB	5-8	181	6/17/1985	6	Louisiana-Lafayette	Dallas, TX
13	Arukwe, Stanley	WR	6-0	184	4/5/1989	R	Troy	Tracy, CA
2	Bartel, Richard	QB	6-4	230	2/3/1983	4	Tarleton State	Grapevine, TX
62	Bartholomew, Ryan	C	6-1	310	3/21/1988	1	Syracuse	Mitchellville, MD
74	Batiste, D'Anthony	T	6-4	314	3/29/1982	7	Louisiana-Lafayette	Marksville, LA
31	Bethel, Justin	S	6-0	200	6/17/1990	R	Presbyterian	Sumter, SC
55	Bradley, Stewart	LB	6-4	258	11/2/1983	6	Nebraska	Salt Lake City, UT
73	Bridges, Jeremy	T	6-5	318	4/19/1980	10	Southern Mississippi	McComb, MS
75	Brown, Levi	T	6-6	324	3/16/1984	6	Penn State	Norfolk, VA
22	Butler, Crezdon	CB	6-0	191	5/26/1987	3	Clemson	Asheville, NC
17	Byrd, LaRon	WR	6-4	220	8/18/1989	R	Miami	Hahnville, LA
93	Campbell, Calais	DE	6-8	300	9/1/1986	5	Miami	Aurora, CO
79	Carter, David	DT	6-5	300	12/10/1987	2	UCLA	Fontana, CA
60	Clayson, Braeden	G	6-6	300	11/10/1989	R	Idaho State	Albion, ID
69	Cohen, Landon	DE	6-3	300	8/3/1986	4	Ohio	Spartanburg, SC
57	Coleman, Antonio	LB	6-1	254	9/1/1986	3	Auburn	Mobile, AL
71	Colledge, Daryn	G	6-4	308	2/11/1982	7	Boise State	North Pole, AK
38	Crank, Jared	FB	6-2	238	1/17/1989	R	Purdue	Richardson, TX
89	Crump, Gino	WR	6-2	210	8/8/1988	R	Arizona	Washington, DC
65	DeChristopher, Blake	G	6-5	311	9/8/1988	R	Virginia Tech	Midlothian, VA
90	Dockett, Darnell	DT	6-4	290	5/27/1981	9	Florida State	Burtonsville, MD
85	Doucet, Early	WR	6-0	212	10/28/1985	5	LSU	St. Martinville, LA
81	Dray, Jim	TE	6-5	255	12/31/1986	3	Stanford	Paramus, NJ
98	Eason, Nick	DT	6-3	305	5/29/1980	10	Clemson	Lyons, GA
42	Elder, Eddie	S	5-10	185	2/14/1989	R	Arizona State	Sacramento, CA
3	Feely, Jay	K	5-10	208	5/23/1976	12	Michigan	Tampa, FL
11	Fitzgerald, Larry	WR	6-3	218	8/31/1983	9	Pittsburgh	Minneapolis, MN
29	Fleming, Jamell	CB	5-11	206	5/5/1989	R	Oklahoma	Dallas, TX
15	Floyd, Michael	WR	6-2	220	11/27/1989	R	Notre Dame	St. Paul, MN
23	Gay, William	CB	5-10	190	1/1/1985	6	Louisville	Tallahassee, FL
37	Gideon, Blake	S	6-1	205	7/25/1989	R	Texas	Leander, TX
16	Gray, Tre	WR	5-10	175	9/1/1989	R	Richmond	Cuero, TX
30	Green, Marshay	CB	5-10	175	1/14/1986	3	Mississippi	Bastrop, LA
54	Groves, Quentin	LB	6-3	265	7/5/1984	5	Auburn	Greenville, MS
53	Haggans, Clark	LB	6-4	243	1/10/1977	13	Colorado State	Torrance, CA
86	Heap, Todd	TE	6-5	252	3/16/1980	12	Arizona State	Mesa, AZ
91	Holliday, Vonnie	DE	6-5	288	12/11/1975	15	North Carolina	Camden, SC
84	Housler, Rob	TE	6-5	250	3/17/1988	2	Florida Atlantic	El Paso, TX
45	James, Javarris	RB	6-0	208	9/18/1987	2	Miami	Immokalee, FL
20	Jefferson, A.J.	CB	6-1	190	4/4/1988	3	Fresno State	Bakersfield, CA
83	Johnson, Jaymar	WR	6-0	183	7/10/1984	3	Jackson State	Gary, IN
49	Johnson, Rashad	S	5-11	204	1/2/1986	4	Alabama	Sulligent, AL
64	Kelemete, Senio	G	6-3	300	5/10/1990	R	Washington	Seattle, WA
87	King, Jeff	TE	6-3	260	2/19/1983	7	Virginia Tech	Pulaski, VA
4	Kolb, Kevin	QB	6-3	218	8/24/1984	6	Houston	Stephenville, TX
82	Leach, Mike	LS	6-2	235	10/18/1976	13	William & Mary	Jefferson Township, NJ
51	Lenon, Paris	LB	6-2	240	11/26/1977	11	Richmond	Lynchburg, VA
14	Lindley, Ryan	QB	6-3	232	6/22/1989	R	San Diego State	Alpine, CA
95	Lumpkin, Ricky	DT	6-4	306	9/7/1988	1	Kentucky	Clarksville, TN
70	Massie, Bobby	T	6-6	316	8/1/1989	R	Mississippi	Lynchburg, VA
47	McGraw, Marcus	LB	6-0	228	10/5/1989	R	Houston	Arlington, TX
43	Nash, Zack	LB	6-4	260	9/23/1989	R	Sacramento State	Vacaville, CA
32	Nixon, James	CB	6-1	190	2/2/1988	R	California (Pa.)	New Haven, CT
97	Parker, Colin	LB	6-1	223	5/6/1989	R	Arizona State	Chandler, AZ
41	Parker, Larry	CB	5-11	176	1/17/1989	R	San Diego State	San Diego, CA
21	Peterson, Patrick	CB	6-1	219	7/11/1990	2	LSU	Pompano Beach, FL
76	Potter, Nate	T	6-5	295	5/16/1988	R	Boise State	Boise, ID
33	Powell, William	RB	5-9	207	3/9/1988	1	Kansas State	Duncanville, TX
25	Rhodes, Kerry	FS	6-3	212	8/2/1982	8	Louisville	Bessemer, AL
12	Roberts, Andre	WR	5-11	195	1/9/1988	3	The Citadel	Columbia, SC
10	Sampson, DeMarco	WR	6-2	204	12/19/1985	2	San Diego State	Chula Vista, CA
39	Sanders, James	S	5-10	210	11/11/1983	8	Fresno State	Porterville, CA
1	Schmitt, Ricky	K/P	6-3	217	8/17/1985	1	Shepherd	Virginia Beach, VA
50	Schofield, O'Brien	LB	6-3	242	4/3/1987	3	Wisconsin	Great Lakes, IL
63	Sendlein, Lyle	C	6-3	308	3/16/1984	6	Texas	Scottsdale, AZ
35	Sherman, Anthony	FB	5-10	242	12/11/1988	2	Connecticut	North Attleboro, MA
19	Skelton, John	QB	6-6	244	3/17/1988	3	Fordham	El Paso, TX
44	Skelton, Steve	TE	6-5	250	8/6/1989	1	Fordham	El Paso, TX
46	Smith, Alfonso	RB	6-1	208	1/23/1987	3	Kentucky	Louisville, KY
68	Snyder, Adam	G/T	6-6	325	1/30/1982	8	Oregon	Fullerton, CA
36	Stephens-Howling, LaRod	RB	5-7	185	4/26/1987	4	Pittsburgh	Johnstown, PA
61	Stewart, Chris	G	6-4	325	9/12/1987	1	Notre Dame	Spring, TX
52	Sturdivant, Quan	LB	6-1	241	12/5/1988	1	North Carolina	Oakboro, NC
96	Talley, Ronald	DE	6-3	286	2/21/1986	2	Delaware	Detroit, MI
28	Toler, Greg	CB	6-0	192	1/2/1985	4	Saint Paul's (Va.)	Washington, DC
48r	Vassallo, Paul	LB	6-3	247	10/12/1988	R	Arizona	Reno, NV
56	Walker, Reggie	LB	6-0	244	12/15/1986	4	Kansas State	Sacramento, CA
58	Washington, Daryl	LB	6-2	230	10/9/1986	3	TCU	Irving, TX
48w	Webb, Martell	TE	6-3	276	11/10/1989	1	Michigan	Pontiac, MI
66	Wedige, Scott	C	6-4	310	11/20/1988	R	Northern Illinois	Elkhorn, WI
26	Wells, Beanie	RB	6-2	229	8/7/1988	4	Ohio State	Akron, OH
59	Williams, Brandon	LB	6-3	250	6/21/1988	3	Texas Tech	Fort Worth, TX
92	Williams, Dan	DT	6-3	327	6/1/1987	3	Tennessee	Memphis, TN
80	Williams, Isaiah	WR	6-3	200	1/30/1987	1	Maryland	Montclair, NJ
34	Williams, Ryan	RB	5-9	207	4/9/1990	2	Virginia Tech	Manassas, VA
18	Williams, Stephen	WR	6-5	208	6/29/1986	3	Toledo	Houston, TX
24	Wilson, Adrian	SS	6-3	230	10/12/1979	12	North Carolina State	High Point, NC
67	Young, D.J.	T	6-5	298	1/26/1988	1	Michigan State	Lansing, MI
9	Zastudil, Dave	P	6-3	220	10/26/1978	11	Ohio	Bay Village, OH



MICHAEL FLOYD

15 | WIDE RECEIVER

HT. 6-2 | WT. 220

COLLEGE
Notre Dame

HOMETOWN
St. Paul, MN

DOB: November 27, 1989

NFL DRAFT 2012

ROUND 1
13th Overall

NOTE CARDS

- The Cardinals first round selection in the 2012 draft and the 13th overall pick; was the second wide receiver taken behind Oklahoma State's Justin Blackmon (5th overall to Jacksonville).
- Became the first Notre Dame WR taken in the first round since Heisman Trophy winner Tim Brown was selected sixth overall by the Raiders in 1988. He also became the highest draft pick out of Notre Dame since 1994, when the San Francisco 49ers drafted DT Bryant Young with the seventh overall selection.
- The most prolific WR in Notre Dame history, Floyd owns five career receiving records for the Irish. He owns the school career records for receptions (271), receiving yards (2,686), receiving TDs (37), receiving yards per game (85.7) and games with 100+ yards receiving (17).
- Grew up in St. Paul, MN and attended Cretin-Derham Hall High School, which is less than 10 miles from Larry Fitzgerald's prep alma mater, Academy of the Holy Angels, in Minneapolis. Both were All-State and All-American WRs during their prep career and became friends while Floyd attended Cretin-Derham.

COLLEGE CAREER:

Started 41 of 43 games played for the Irish and established school records with 271 receptions for 3,686 yards and 37 TDs ... owns five Notre Dame career records, ranks in the top 10 on 11 single-season receiving lists and is in the top 10 on nine single-game lists ... established a school record with 17 career 100-yard receiving performances ... scored 228 career points and registered at least one reception in 42 of 43 games played.

2011: During his final season with the Irish, was the recipient of the Notre Dame Monogram Club's Most Valuable Player Award, was a Biletnikoff Award semi-finalist (nation's top receiver) and earned second-team All-American honors after starting 12 of 13 games at flanker ... established a school season record with 100 receptions and his 1,147 yards receiving ranked as the fourth-best season total by an Irish player ... posted nine receiving TDs and also added the first rushing TD of his career ... added 44 yards on two punt returns ... had at least 100 yards receiving in four contests ... in the Champs Sports Bowl vs. Florida State, he had five catches for 41 yards and a five-yard TD before leaving the game early with an injury.

2010: Started all 12 games at flanker and posted a team-high 79 receptions for 1,025 yards and a career-high 12 TDs ... his 79 receptions ranked third on the school season-record list while his 12 TDs tied for fourth ... had at least 100 yards receiving four times and 55 of his catches resulted in a TD or first down ... totaled 44 receptions for 558 yards and nine TDs in the final six games of the season ... recorded six catches for 109 yards and two TDs in the Hyundai Sun Bowl victory over Miami, as he was the recipient of the C.M. Hendricks Most Valuable Player of the game.

2009: Started all seven games he appeared in at flanker and ranked second on the team with 44 catches for 795 yards and nine TDs ... surpassed 100 yards receiving in a game in a career-high five contests, which tied for fourth most in a season by a Notre Dame player ... joined Golden Tate as the only two Irish players since Derrick Mayes in 1995 to post three consecutive 100-yard receiving games ... opened the season catching four passes for 189 yards and three TDs vs. Nevada, marking the second-best single-game total by an Irish sophomore receiver in school history (Jim Seymour, 276 yards vs. Purdue in 1966); his 189 receiving yards rank eighth overall on the Irish game-record chart and he became the first Irish player to record two receptions of at least 70 yards in same game ... totaled seven catches for 131 yards and a TD the following week vs. Michigan ... his 131 yards were the most vs. the Wolverines by an Irish player in the history of the rivalry.

2008: Started 10 of the 11 games he appeared in and set Notre Dame freshman records with 48 receptions for 719 yards and seven TDs ... posted four 100-yard receiving games ... in his first career game, came off the bench and had a 22-yard scoring catch vs. San Diego State, becoming the first Irish freshman to ever record a TD reception in a season opener; his first career scoring grab made him only the fourth Irish receiver in the last 20 years whose first career catch was a TD (Raghib "Rocket" Ismail and Derek Brown in 1988 and Derrick Mayes in 1992) ... set the Irish freshman record for receptions in a game vs. Pittsburgh, hauling in 10 catches for 100 yards and two TDs.

PERSONAL:

Attended Cretin-Derham Hall (St. Paul, MN) High School where he was twice named Minnesota Gatorade Player of the Year ... as a senior in 2007, named Gatorade Player of the Year, Associated Press Minnesota Player of the Year, and first-team All-America by USA Today, EA Sports and Parade Magazine after totaling 59 receptions for 1,247 yards and 17 TDs ... added 497 yards on 43 carries and returned 16 punts for 373 yards and four TDs ... selected to play in the U.S. Army All-American Bowl ... as a junior in '06, was named Gatorade Player of the Year, Associated Press Minnesota Player of the Year and was named second-team All-America after posting 63 receptions for 1,240 yards and 16 TDs ... also added 12 rushing attempts for 245 yards and three TDs ... lettered in basketball, averaging 23.5 points per game as a senior when he was named High School Athlete of the Year for the St. Paul area by the St. Paul Pioneer Press ... scored 1,380 points in his basketball career, just 86 points shy of the school record ... earned a bachelor's degree in Sociology from Notre Dame.

FLOYD COLLEGE STATS

		Receiving					Rushing				
Year	GP/GS	No	Yds	Avg	Lg	TD	Att	Yds	Avg	Lg	TD
2008	11/10	48	719	14.9	51t	7	0	0	0.0	0	0
2009	7/7	44	795	18.1	88t	9	1	8	8.0	8	0
2010	12/12	79	1,025	12.9	80t	12	1	9	9.0	9	0
2011	13/12	100	1,147	11.5	56t	9	2	13	6.5	10	1
Total	**43/41**	**271**	**3,686**	**13.6**	**88t**	**37**	**4**	**30**	**7.5**	**10**	**1**

Additional Stats: Punt Returns:

2011: 2 for 44 yards, long of 41 yards



JAMELL FLEMING

29 | CORNERBACK

HT. 5-11 | WT. 206

DOB: May 5, 1989

COLLEGE
Oklahoma

HOMETOWN
Dallas, TX

NFL DRAFT 2012

ROUND 3
80th Overall

NOTE CARDS

- The Cardinals third round selection in the 2012 draft and the 80th overall pick; Arizona was without a second round pick in the draft making Fleming the second player selected by the Cardinals behind WR Michael Floyd.
- Twice named Defensive MVP in bowl games played in Arizona. As a junior, Fleming was named the Defensive MVP of the Fiesta Bowl at University of Phoenix Stadium. The following year, he was named the Defensive MVP of the Sooners 31-14 Insight Bowl victory over Iowa at Sun Devil Stadium.
- Played his best against big-time opponents, shutting down WR Justin Blackmon, the Jacksonville Jaguars 2012 first round selection (5th overall) during his senior season and recording two INTs of Ryan Tannehill, the Miami Dolphins 2012 first round selection (8th overall) and one INT off Christian Ponder, the Minnesota Vikings 2011 first round selection (12th overall) during his junior year.
- A strong and physical corner, bench pressed 225 pounds 23 times at the 2012 NFL Combine, the second-most of any CB at the event behind Arizona State's Omar Bolden (24).

COLLEGE CAREER:

Appeared in 51 games for the Sooners, starting his final 24 contests ... recorded 131 tackles, seven INTs, 24 passes defensed, 12.5 tackles for loss, a sack, two forced fumbles and a fumble recovery ... scored two career TDs, returning an INT 55 yards for a score and returning a fumble recovery 56 yards for a TD ... his 24 pass break-ups rank eighth on the school career-record list ... totaled 32 special teams tackles during his freshman and sophomore seasons.

2011: Earned All-Big 12 first-team honors after starting 11 games and recording 60 tackles (49 solos), two forced fumble and a fumble recovery that he returned 56 yards for a TD ... totaled two

INTs and added 10 passes defensed ... part of a unit that ranked second in the conference in total defense (376.15 ypg) ... named Defensive MVP of the Sooners 31-14 Insight Bowl victory over Iowa after posting seven tackles, an INT and three passes defensed.

2010: Started all 13 games while being named All-Big 12 honorable mention during his first season as a starter ... ranked second in the nation with 19 pass breakups (5 INTs, 14 passes defensed) ... his five INTs tied for the conference lead ... returned one of the INTs for a TD ... had a career-high 71 tackles, a sack and eight tackles for loss ... recognized as the Defensive MVP in 48-20 defeat of Connecticut in the Fiesta Bowl, largely due to his 55-yard INT return for a TD in the third quarter.

2009: Appeared in 12 games, playing mostly on special teams where he posted 14 tackles.

2008: Appeared in 14 games as a redshirt freshman and was one of the top performers on special teams, totaling a team-high 18 tackles ... also saw action as a backup CB.

2007: Redshirted as a freshman.

PERSONAL:

Attended Seguin (Dallas, TX) High School where he played on both sides of the ball and earned all-district and second-team All-State honors after catching 29 passes for 481 yards and four TDs as a senior ... concluded his prep career by playing in the All-American Offense-Defense Bowl in Florida ... Multidisciplinary Studies major at Oklahoma.

FLEMING COLLEGE STATS

		Tackles			Sacks		Interceptions							
Year	GP/GS	Solo	Asst	Ttl	Sk	Yds	Int	Yds	Lg	TD	PD	FR	FF	STT
2008	14/0	0	0	0	0.0	0	0	0	0	0	0	0	0	18
2009	13/0	0	0	0	0.0	0	0	0	0	0	0	0	0	14
2010	13/13	49	22	71	1.0	14	5	59	55t	1	14	0	0	0
2011	11/11	49	11	60	0.0	0	2	23	21	0	10	1	2	0
Total	**51/24**	**98**	**33**	**131**	**1.0**	**14**	**7**	**82**	**55t**	**1**	**24**	**1**	**2**	**32**

Additional Stats:

Recovered a fumble and returned it 56 yards for a TD on 10/8/11 vs. Texas.



BOBBY MASSIE

70 | TACKLE

HT. 6-6 | WT. 316

DOB: August 1, 1989

COLLEGE
Mississippi

HOMETOWN
Lynchburg, VA

NFL DRAFT 2012

ROUND 4
112th Overall

NOTE CARDS

- The Cardinals fourth round selection (112th overall), Massie became the highest Ole Miss player drafted by the Cardinals since the team selected DE Freddie Joe Nunn with the 18th overall pick in 1985.
- First offensive tackle selected out of Ole Miss since the Baltimore Ravens took Michael Oher in the first round (23rd overall) of the 2009 NFL Draft.
- Prior to attending the University of Mississippi he attended Hargrave Military Academy in Chatham, VA, where he was rated the top prep player in the nation.

COLLEGE CAREER:

Appeared in 37 games at Ole Miss, starting the final 29 contests at RT ... played three years at Mississippi after attending Hargrave Military Academy following his senior year of high school ... two-time All-SEC selection, never allowed a QB sack while playing with the first unit o-line and finished his career with 239 knockdown blocks and 29 TD-resulting blocks ... played in every game his final three seasons, starting the last 29 games at RT ... helped lead the way for 14 individual 100-yard rushing performances and two 200-yard performances.

2011: Earned third-team All-SEC honors from the league's coaches and was named first-team All-SEC by the NFL Draft Report after starting all 12 games at RT ... all of the Rebels' 12 TD runs came via rush lanes cleared out by the junior ... recorded 102 knockdowns, the most by any offensive tackle in the league.

2010: Garnered second-team All-SEC honors from The NFL Draft Report as he started all 12 games at RT … did not allow a sack, leading a front wall that paced the league and ranked 22nd in the nation for fewest sacks allowed (14) … delivered 71 knockdowns and eleven TD blocks for a rushing attack that ranked 18th in the major college ranks with an average of 207.6 yards per game … cleared rush lanes for ball carriers who would gain 100 yards in eight contests.

2009: After a year at the Hargrave Military Academy, joined the Ole Miss program and played in all 13 games … took over as the starter at RT for the final five contests … before he was inserted into the lineup, the Rebels ran for 10 TDs in eight games, but once the freshman took over on the right side, the ground attack scored 12 times in five contests … made his starting debut a memorable one, registering eight knockdowns and 15 finishes, along with two TD-resulting blocks, as the team gained 425 yards vs. Northern Arizona.

2008: Attended Hargrave (Chatham, Va.) Military Academy, where he was rated the top prep player in the nation.

PERSONAL:

Attended Liberty Christian (Lynchburg, VA) Academy and was an All-State and All-Virginia Independent first-team selection as an offensive tackle and nose guard … helped guide the team to a 10-1 record and league title as a junior, producing 35 tackles with six sacks, a forced fumble and a fumble recovery for a defensive unit that allowed only 88 points for the season … as a senior, led a strong defensive effort as the Bulldogs yielded only 117 points en route to capturing their second league title, ranking 20th in the state while compiling a 13-0 record … posted 21 tackles with four sacks and also picked off a pass … at the conclusion of his high school eligibility, participated in the Offense-Defense All-America Bowl … Liberal Arts Major.

MASSIE COLLEGE STATS

Year	GP/GS
2009	13/5
2010	12/12
2011	12/12
Totals	**37/29**

SENIO KELEMETE

64 | GUARD

HT. 6-3 | WT. 300

DOB: May 10, 1990

COLLEGE
Washington

HOMETOWN
Seattle, WA

NFL DRAFT 2012

ROUND 5
151st Overall

NOTE CARDS

- The Cardinals fifth round selection (151st overall), Kelemete became the first University of Washington player selected by the Cardinals in 12 years (DE Jabari Issa, 6th round, 2000).
- A versatile player, began his career with the Huskies as a defensive lineman before moving to the offensive line prior to his sophomore campaign. Started 26 games at left tackle, 11 games at right guard and four games at defensive tackle in his collegiate career.
- A two-time team captain for the Huskies, was twice named the team's Lineman of the Year.

COLLEGE CAREER:

A two-time team captain and All-Pac 12 performer, started 41 of 46 games played for the Huskies … began his career as a defensive tackle before switching to offensive line prior to his sophomore season … finished his career by starting 26 consecutive games at LT after starting 11 of 12 games at guard during his sophomore campaign … credited with 258 knockdowns and 35 TD-resulting blocks … appeared in eight games with four starts at defensive tackle as a freshman in 2008.

2011: Served as a team captain for the second straight year and earned second-team All-Pac 12 honors after starting all 13 games at LT … named the John P. Angel Offensive Lineman of the Year … recognized with the Fred Jacoby Sportsmanship Award at the Alamo Bowl … led the Huskies with a career-high 106 knockdown blocks while delivering 13 TD-resulting blocks.

2010: Named a team captain, made the switch from guard to tackle prior to the season and started all 13 games at LT … one of two offensive linemen to start every game and the only one to start every game at the same position … totaled 84 knockdown blocks and 12 TD-resulting blocks … earned the Offensive Weight Lifting Award.

2009: After switching from defensive line to offensive guard during the spring, went on to start 11 of 12 games played at RG and earned honorable mention All-Pac 10 honors … named John P. Angel

Lineman of the Year … totaled 64 knockdown blocks and 10 TD-resulting blocks.

2008: Played in eight of the Huskies 12 games as a left defensive tackle, earning the starting nod in four contests (vs. Brigham Young, Oklahoma, Stanford and Arizona) … one of 12 true freshmen to play in '08 and one of just nine to start at least one game … finished the year with four solo tackles, as he notched one each in the Oklahoma, Oregon, Oregon State and California games.

PERSONAL:

Name pronounced SENN-ee-oh KEL-uh-MET-tay … attended Evergreen (Seattle, WA) High School, where he was named the Seamount League's Lineman of the Year on both the offense and defensive lines as a senior … earned All-American honors from Super Prep and earned first-team All-State honors from the Associated Press and Seattle Times … as a junior, was named first-team all-league on both the offensive and defensive lines … led the team to the state playoffs for the first time since 2001 as a senior … also lettered in wrestling and was a discus thrower for the Wolverines, winning the Seamount League discus title in 2007 … participated in the state wrestling tournament as a junior … General Studies major.

KELEMETE COLLEGE STATS

Year	GP/GS
2008	8/4
2009	12/11
2010	13/13
2011	13/13
Totals	46/41



JUSTIN BETHEL

31 | SAFETY

HT. 6-0 | WT. 200

COLLEGE
Presbyterian

HOMETOWN
Sumter, SC

DOB: June 17, 1990

NFL DRAFT 2012

ROUND 6a
177th Overall

NOTE CARDS

- The Cardinals first selection of the sixth round (177th overall) of the 2012 draft, Bethel became the ninth player ever drafted out of Presbyterian and the first since DB Dan Eckstein was selected in the 15th round (376th overall) of the 1969 NFL Draft by the Packers.
- Became the first Presbyterian player ever invited to the NFL Combine.
- Totaled nine blocked kicks in college, establishing a Big South career record.
- Became a YouTube sensation when he displayed a 60-inch vertical jump from the flat-footed position. The video has nearly a million views on the video sharing site since it was uploaded in February, 2012.

COLLEGE CAREER:

Started 43 of 44 games played at Presbyterian and was a three-time All-Big South selection … recorded 279 tackles, seven INTs, 16 passes defensed, 2.5 sacks, 14 tackles for loss, four forced fumbles and a fumble recovery … scored three career TDs, returning an INT and two blocked punts for scores … established a conference career record with nine blocked kicks … school's all-time leader in tackles (279) and INTs (7).

2011: Became the first Presbyterian player to win Big South Defensive Player of the Year accolades and was just the second DB in conference history to win the award … started all 11 games and led the team with 87 tackles and four INTs, adding six passes defensed, a sack and a forced fumble … finished fourth in the conference in tackles, third in passes defensed and second in INTs … recorded double-digit tackles in four games, including a career-high 15 against Furman … blocked three kicks on the season, becoming the conference all-time career leader … scored three TDs on the season, returning an INT and two blocked punts for TDs … had a career game against the University of California, returning an INT 29 yards for a TD and also returning a blocked punt 41 yards for a TD.

2010: A second-team All-Conference selection, started 10 games, missing one with an injury … posted a team-best 47 unassisted tackles … ranked 15th in the Big South in tackles per game with 5.9 … finished the year averaging 6.6 tackles per game in league play, which ranked as the third-best total in the Big South … recorded an INT with just over a minute remaining in a victory over Gardner-Webb, sealing the win and snapping a 20-game losing streak.

2009: Started all 11 games and earned second-team All-Conference accolades after recording a team-best 79 tackles, 55 of which were solo ... posted double figures in tackles against Liberty (11) and at Coastal Carolina (11) ... added 4.5 tackles for loss, forced a fumble and blocked three kicks, two of which came against Gardner-Webb ... also recorded a 26-yard run on a fake punt against the Bulldogs.

2008: Saw action in 12 games and totaled 54 tackles as a freshman ... totaled two INTs and four passes defensed ... blocked two kicks, with the first coming against Western Carolina and the second at Charleston Southern.

PERSONAL:

Attended Blythewood (SC) High School, where he earned all-region accolades and was named the team's Defensive Player of the Year as a senior in 2007 ... served as a key member of the Bengals state championship team in 2006 as a junior ... father, Chris, is a professional gospel singer and Justin is a drummer in his band ... member of the Presbyterian pep band ... majored in Business Administration with a minor in Music.

BETHEL COLLEGE STATS

		Tackles			Sacks		Interceptions							
Year	GP/GS	Solo	Asst	Ttl	Sk	Yds	Int	Yds	Lg	TD	PD	FR	FF	STT
2008	12/11	37	17	54	0.0	0	2	15	16	0	4	0	1	0
2009	11/11	55	24	79	1.5	17	0	0	0	0	3	0	1	0
2010	10/10	47	12	59	0.0	0	1	39	39	0	3	1	1	0
2011	11/11	60	27	87	1.0	8	4	75	34	1	6	0	1	0
Total	**44/43**	**199**	**80**	**279**	**2.5**	**25**	**7**	**129**	**39**	**1**	**16**	**1**	**4**	**0**

Additional Stats:

Blocked a conference record nine kicks in his career, returning two for TDs.



RYAN LINDLEY

14 | QUARTERBACK

HT. 6-3 | WT. 232

DOB: June 22, 1989

COLLEGE
San Diego State

HOMETOWN
Alpine, CA

NFL DRAFT 2012

ROUND 6b
185th Overall

NOTE CARDS

- Arizona's second selection of the sixth round (185th overall), Lindley became the fourth Aztec player ever drafted by the Cardinals and second in two years. In 2011, Arizona selected his former number one target in WR DeMarco Sampson in the seventh round.
- A four-year starter at San Diego State, established a school record with 49 consecutive starts.
- Established Mountain West career records for pass completions (961), pass attempts (1,732), passing yards (12,690), starts (49), total plays (1,822) and total offensive yards (12,415).
- Threw for over 3,000 yards and 20 TDs in each of his final three seasons with the Aztecs.

COLLEGE CAREER:

Started all 49 games he appeared in, establishing school and Mountain West Conference all-time records for pass completions (961), pass attempts (1,732), passing yards (12,690), starts (49), total plays (1,822) and total offensive yards (12,415) ... his 90 TD passes also represent an Aztec school record and rank second in Mountain West Conference history ... threw for over 3,000 yards and 20 TDs in each of his final three seasons ... posted 14 300-yard passing performances, four 400-yard efforts and one 500-yard contest.

2011: A team captain, was named Offensive MVP after starting all 13 games ... ranked third in the MWC in total offense (238.6 ypg) and fourth with a pass efficiency rating of 125.6 ... 447 pass attempts rank fourth on the school season-record list, his 3,153 passing yards rank 10th, and his 23 TD passes are tied for eighth ... threw just eight INTs and produced 10 games with at least 200 yards passing, including two for over 300 yards and one for over 400 ... recorded a TD pass in 11 of 13 contests.

2010: Second-team All-Mountain West selection and team co-Offensive Player of the Year, started all 13 games for the Aztecs ... connected on 243-of-421 pass attempts (57.7%) for a career-high 3,830 yards that ranked third on the school season-record list and fourth in MWC annals ... registered 28 TD

passes, the third-best season total in school history ... set the Aztec season record with 3,799 yards in total offense and led the MWC and ranked 14th nationally with a total offense average of 292.2 yards per game ... placed second in the league and 21st in the country with a 149.4 pass efficiency rating.

2009: Team's co-Offensive Player of the Year started all 12 games and ranked second in the conference and 19th in the nation in passing yards per game (254.5) ... his 3,054 passing yards were the most ever by an Aztec sophomore and ranked 11th in school season history ... 437 passing attempts rank seventh in the season record book, while his 23 passing TDs are tied for eighth.

2008: As a freshman, was named the team's Offensive MVP after starting 11 contests ... completed 242 of 427 pass attempts for 2,653 yards, 16 TDs and nine INTs ... both his pass attempts and completions rank ninth on the school's season-record list ... posted four games with 300-plus yards passing ... also ran for one TD.

2007: Redshirted as a freshman.

PERSONAL:

Attended El Capitan (Lakeside, CA) High School where he lettered twice despite not suiting up until his junior campaign ... a two-time squad captain, threw for 5,741 yards and 49 TDs during his career, including 2,220 yards and 14 TDs during his prep debut in 2005 ... as a senior, completed 235 of 385 pass attempts (61%) for 3,521 yards and 35 TDs, earning 2006 CalHiSports second-team All-State and first-team All-CIF, All-Grossmont Valley League and All-Division III honors ... named Offensive Player of the Year by the San Diego Union-Tribune and the Breitbard Hall of Champions ... recipient of the Russ Saunders Award, given to the county's top senior student-athlete in football by the Hall of Champions ... helped lead the Vaqueros to the league title and an 11-1 record in 2006, the best performance in school history ... an Honor Roll student, he ranked in the top six percent of his class and garnered first-team All-Academic honors from the San Diego Union-Tribune during his junior and senior years at high school ... majored in Social Science Teaching.

LINDLEY COLLEGE STATS

		Passing							
Year	GP/GS	Att	Cmp	Pct	Yds	Yds/Att	TD	Int	Lg
2008	11/11	427	242	56.7	2,653	6.2	16	9	51t
2009	12/12	437	239	54.7	3,054	6.9	23	16	78t
2010	13/13	421	243	57.7	3,830	9.1	28	14	90t
2011	13/13	447	237	53.0	3,153	7.1	23	8	71t
Total	**49/49**	**1,732**	**961**	**55.5**	**12,690**	**7.3**	**90**	**47**	**90t**

NATE POTTER

76 | TACKLE

HT. 6-5 | WT. 295

DOB: May 16, 1988

COLLEGE
Boise State

HOMETOWN
Boise, ID

DRAFT 2012

ROUND 7
221st Overall

NOTE CARDS

- Arizona's seventh round selection (221st overall), Potter became just the second Boise State player ever selected by the Cardinals and first since DT Ron Franklin was taken in the 15th round (386th overall) in 1975. He was one of six Bronco players drafted in 2012, an all-time record for the school.
- During his senior season in 2011, earned consensus All-American honors, joining OT Ryan Clady (2007) as the only Bronco players to accomplish the feat since Boise State joined the NCAA Football Bowl Subdivision prior to the 1996 season.
- Had success in the classroom as well, earning Academic All-American honors from Capital One and becoming the first Bronco to earn national academic recognition since Sam Miller in 1978.

COLLEGE CAREER:

Started 42 games in four seasons at Boise State, appearing in 51 of a possible 53 games and delivering 272 knockdowns and 47 TD-resulting blocks ... leader of an offensive line that consistently allowed among the fewest sacks in the nation each year he was with the team, finishing fifth in 2008 (13 sacks in 438 attempts), first in 2009 (5 sacks in 458 attempts), third in 2010 (8 in 424 attempts) and first in 2011 (8 on 477 attempts) ... earned first-team All-WAC honors in each of his final three seasons, adding third-team All-American honors as a junior in '10 and first-team All-American honors in 2011.

2011: Earned first-team All-American accolades and was one of two players to be selected All-Mountain West Conference first-team unanimously ... started all 13 games at LT, extending his starting streak at the position to 34 games ... leader of a front wall that led the nation, for the second time during his BSU career, in fewest sacks allowed, yielding just eight sacks on 477 pass plays ... helped the team lead the MWC and finish ninth nationally in total offense (481.31 ypg), fifth in the FBS in scoring (44.23 ppg) and 11th in passing (309.38 ypg) ... following the season, added Academic All-American honors from Capital One ... named to the 2011 Outland Trophy Watch List, given annually to the nation's top interior lineman, and to the Rotary Lombardi Award Watch List, awarded annually to the nation's top lineman, prior to the season.

2010: Started all 13 games at LT and was named first-team All-Western Athletic Conference for the second straight year ... received All-American third-team accolades from the Associated Press ... provided excellent pass protection, as BSU finished third in the nation for fewest sacks allowed (8) ... helped offense rank second nationally in total yardage (521.31 ypg), sixth in passing (321.08 ypg) and second in scoring (45.08 ppg) ... received the team's Outstanding Offensive Lineman Award at the season-ending banquet ... named second-team ESPN Academic All-America as selected by CoSIDA and to the WAC All-Academic Team.

2009: Earned first-team All-WAC honors following a sophomore campaign in which he started at LT for the final eight games ... after missing the season opener due to injury, saw action in four games before earning the starting job ... helped lead an offense that averaged 186.1 rushing yards and 450.2 yards of total offense per game ... part of an offensive line that allowed the fewest QB sacks in the nation (5) ... key blocker on a line that saw four different players record 100-yard rushing games ... named to the WAC All-Academic Team.

2008: Appeared in every game except the season opener (injury) and started eight games at tackle ... blocked a field goal attempt against Southern Mississippi ... key performer on offensive unit that averaged 288.5 yards passing, 152.3 yards rushing and gave up the fewest sacks (13) in the WAC ... helped pave the way for an offense that tied for first in the WAC in scoring (37.6 points per game) and third-down conversions (43.2 percent), and second in total offense (440.8 ypg), first downs (285) and fourth-down conversions (69.2 percent) ... named to the All-WAC academic team.

2007: Redshirted as a true freshman.

PERSONAL:

Attended Timberline (Boise, ID) High School where he was a three-year starter on the offensive line and earned first-team All-State and All-Southern Idaho Conference honors as both a junior and senior ... during his senior season, he did not allow a single sack after giving up only two on 286 pass attempts the previous year ... also lettered in basketball, lacrosse and track ... graduated with a bachelor's degree in Business in May 2011 and is currently working on a graduate degree.

POTTER COLLEGE STATS

Year	GP/GS
2008	13/8
2009	12/8
2010	13/13
2011	13/13
Totals	**51/42**

CARDINALS PARTICIPATE IN PRO VS. G.I. JOE PROGRAM

Arizona Cardinals tackle **Levi Brown** and linebacker **Daryl Washington** competed for the fourth consecutive year in a video game competition with Arizona National Guard soldiers, airmen from Luke Air Force Base and troops overseas as part of the Pro vs. G.I. Joe program last September at the Cardinals Training Facility in Tempe.

Presented by U-Haul, the Pro vs. G.I Joe program had the Cardinals players and soldiers playing Madden 2012, Guitar Hero, and Call of Duty via an XBox Live gaming tag. While they were playing the games, the competitors were able to see and hear each other through a webcam setup using SiteSpeed. Likewise, the crowd on both sides of the competition was able to see the live action as well.

The soldiers, playing from USO centers in Baghdad and Basrah, Iraq, Kuwait, and Qatar competed with professional athletes on an even playing field. Following the matches, the soldiers, their families, and fellow Arizona National Guard troops were able to reconnect via the webcam.

Pro vs. GI Joe is a private, non-profit organization that provides America's heroes with once-in-a-lifetime opportunities to participate in live online video game competitions with professional athletes and celebrities via the Internet. In 2010, the organization launched "Rehabbing with the Troops," a program created exclusively for wounded warriors using the Pro vs. GI Joe model of connecting pros and troops, with the pros serving as the troops personal trainers as part of their rehabilitation and recovery process. For more information, please visit www.provsgijoe.org.

STANLEY ARUKWE

13 | WIDE RECEIVER

HT. 6-0 | WT. 184

COLLEGE
Troy

HOMETOWN
Tracy, CA

DOB: April 5, 1989

COLLEGE CAREER:

Former track star played just one season of football at Troy ... had 12 receptions for 231 yards (team-leading 19.2 avg.) while playing in all 12 games as a senior in '11 ... caught four passes for a career-high 84 yards against Arkansas ... also lettered in track and field for two years at Troy ... earned three medals at the 2010 Sun Belt Outdoor Track and Field Championships in the 100-meters, 200-meters, and the 4x100-meter relay ... started his collegiate career at Modesto Junior College, running the 100-meters and 200-meters and was a member of the 4x100-meter relay team.

PERSONAL:

Full name Stanley Chiazo Arukwe (pronounced are-ooh-quay)... attended Merrill F. West (Tracy, CA) High School where he lettered three seasons in football ... earned All-State, all-area, all-section, and all-league honors in football ... also had a highly decorated track career, running the 100-meters, 200-meters, and 400-meters and participating in the 4x100-meter and 4x400-meter relays ... earned All-State honors in track as a sophomore, junior, and senior ... majored in Criminal Justice.

LARON BYRD

17 | WIDE RECEIVER

HT. 6-4 | WT. 220

COLLEGE
Miami

HOMETOWN
Hahnville, LA

DOB: August 18, 1989

COLLEGE CAREER:

Appeared in 51 games with 16 starts and finished his Hurricane career with 106 receptions for 1,254 yards (11.8 avg.) and seven TDs ... played in all 12 games with two starts as a senior in '11 and caught 11 passes for 125 yards and one TD ... received the Hurricane media Good Guy Award ... had a career-high 41 catches for 441 yards and one TD in 13 games (six starts) as a junior in '10 ... TD catch against North Carolina was the game-winning score ... set a career high with 460 yards and had one TD on 33 catches as a sophomore in '09 ... made eight starts in 13 games played ... played in all 13 games (three starts) as a true freshman in '08, catching a career-best four TDs and totaling 21 receptions for 228 yards ... named to the All-ACC Academic team.

PERSONAL:

Prepped at Hahnville (LA) High School where he was considered the second-best receiver in Louisiana following a senior season in which he caught 50 passes for 630 yards and 13 TDs ... also played safety and recorded three INTs in helping lead team to a 10-3 record ... had 30 receptions for 447 yards and eight TDs as a junior ... played mostly at defensive back during his freshman and sophomore seasons ... also played basketball, averaging more than 20 points per game as a junior.

BRAEDEN CLAYSON

60 | GUARD

HT. 6-6 | WT. 300

COLLEGE
Idaho State

HOMETOWN
Albion, ID

DOB: November 10, 1989

COLLEGE CAREER:

Saw action in 42 career games with 30 starts at right tackle, left tackle, and left guard ... started nine games as a senior in '11, six at right tackle and three at left guard ... missed two games due to a hand injury ... earned honorable mention All-Big Sky honors and helped the Bengals offense set multiple single-game and season records ... played in all 11 games (with 10 starts) as a junior in '10 ... helped Idaho State rush for over 600 yards and pass for more than 1,800 yards ... started all 11 games, seven at left tackle and four at left guard as a sophomore in '09 ... also saw action on the FG and PAT units ... played in 11 games on the offensive line and on special teams as a freshman in '08.

PERSONAL:

Attended Burley (ID) High School where he was a three-time all-conference selection at offensive line ... named All-State by the South Idaho Press as a senior ... was twice named school's Offensive Player of the Year ... lettered three years in football and two in basketball ... helped Burley to a basketball state championship in 2007 ... great uncle is former Oakland/Los Angeles Raider and football announcer Todd Christensen ... majored in Physical Education.

JARED CRANK

38 | FULLBACK

HT. 6-2 | WT. 238

COLLEGE
Purdue

HOMETOWN
Richardson, TX

DOB: January 17, 1989

COLLEGE CAREER:

Played in 37 career games with four starts and contributed on offense and special teams ... finished his career with 198 yards and a TD on 54 carries (3.7 avg.) and caught six passes for 37 yards and three TDs ... as a senior in '11, played in 11 games (four starts) and ran for a career-high 106 yards on 29 carries ... also had two receptions on the season, both resulting in TDs ... helped Purdue reach a bowl game for the first time since 2007 ... played in 12 games as a junior in '10, rushing for 76 yards and a TD on 22 carries ... ran for a career-high 43 yards on four carries, including a 36-yard TD run against Toledo ... appeared in eight games as a sophomore in '09 ... ran for 16 yards on three carries and caught three passes for 17 yards and one TD ... played in six games as a freshman in '08 as a reserve and on special teams ... redshirted in 2007.

PERSONAL:

Completed his high school career at American Heritage Academy (Carrollton, TX) where he was named first-team All-State as a FB and second-team All-State as a LB his senior year ... was named District Offensive Player of the Year after rushing for 888 yards on 82 carries (10.8 average) and 18 TDs ... led team with 129 tackles, including seven sacks, and added three fumble recoveries and two INTs ... member of district championship squad ... spent time at three high schools in four years, also playing at Plano East High School and John Paul II High School in Plano, TX ... also participated in track and field ... majored in Organizational Leadership and Supervision.



GINO CRUMP

89 | WIDE RECEIVER

HT. 6-2 | WT. 210
COLLEGE
Arizona

HOMETOWN
Washington, D.C.
DOB: August 8, 1988

COLLEGE CAREER:

Played in 23 games in two seasons at Arizona, totaling 69 receptions for 649 yards and two TDs ... had his best season as a senior in '11, tying for second on the team with 65 receptions for 610 yards and two TDs ... played in all 12 games with 11 starts ... posted a career-high 103 yards against UCLA and notched a career-best 10 receptions against Colorado ... played in 11 games as a junior in '10 ... recorded four receptions for 39 yards ... joined the Arizona program as a walk-on after transferring from West Virginia and sitting out the '09 season ... redshirted at West Virginia in '08 ... began his college career at Glendale Community College in 2007.

PERSONAL:

Attended Woodrow Wilson (Washington, D.C.) High School and then spent one postgraduate year at Fork Union (VA) Military Academy ... brother, Givon, played basketball at Baylor and Pasadena City College and is now at Cal State Fullerton ... majored in Political Science.



BLAKE DECHRISTOPHER

65 | GUARD

HT. 6-5 | WT. 311
COLLEGE
Virginia Tech

HOMETOWN
Midlothian, VA
DOB: September 8, 1988

COLLEGE CAREER:

Played in 52 games with 51 starts in four years at Virginia Tech, starting all 28 games in his final two seasons ... blocked for three separate running backs who ran for more than 1,200 yards in a season, including Cardinals RB Ryan Williams, who rushed for 1,655 yards and 21 TDs in 2009 ... helped the Hokies to 10 or more wins in each of his four seasons and ACC titles in 2008 and 2010 ... started all 14 games at right tackle as a senior in '11, earning first-team All-ACC honors ... became the first player in school history to win the ACC Jacobs Blocking Trophy ... as a junior in '10, started all 14 games and was a second-team All-ACC selection ... started 12 games as a sophomore ... missed one game due to an ankle injury ... played in 12 games (with 11 starts) as a redshirt freshman in '08 ... sat out two games due to a thigh bruise and bruised kidney ... dressed as a backup, but did not play as a true freshman in '07 ... won the Paul Torgersen Award as the top offensive newcomer during spring practice.

PERSONAL:

Attended Clover Hill (Midlothian, VA) High School where he was ranked the No. 6 player in the state of Virginia by The Roanoke Times ... lettered three seasons as an offensive and defensive tackle ... named a second-team all-metro offensive tackle by The Richmond Times-Dispatch ... was first-team All-Dominion District at offensive tackle and second team at defensive tackle his senior year ... an all-academic performer in the Dominion District his junior season ... member of the SuperPrep Mid-Atlantic Team and an All-Atlantic Region selection by PrepStar ... Dominion District and Central Region champion in the shot put his junior year, finishing third overall in the state ... graduated with a degree in Sociology.



EDDIE ELDER

42 | SAFETY

HT. 5-10 | WT. 185

COLLEGE
Arizona State

HOMETOWN
Sacramento, CA

DOB: February 14, 1989

COLLEGE CAREER:

Played in 25 games with 20 starts in two seasons at Arizona State … totaled 130 tackles, three INTs, seven passes defensed, one sack, and one forced fumble … started 11 of 13 games and recorded a career-high 66 tackles and four passes defensed as a senior in '11 … also had a forced fumble and an INT … appeared in all 12 games and made nine starts as a junior in '10, his first year with the Sun Devils … collected 64 tackles, including 5.5 for loss, two INTs, three passes defensed, and one sack … had an INT against Stanford and 2012 No. 1 overall pick QB Andrew Luck … prior to Arizona State, played two seasons at the College of San Mateo (CA), where he totaled 119 tackles and 13 INTs … named the Defensive Player of the Year for California junior colleges and a First-Team Junior College All-American by Scout.com in 2009.

PERSONAL:

Attended Burbank (Sacramento, CA) High School where he lettered in football and baseball … originally committed to Oregon out of high school before attending the College of San Mateo … has six siblings (three older and three younger) … B.I.S. major at Arizona State, focusing on Sociology and Communications.



BLAKE GIDEON

37 | SAFETY

HT. 6-1 | WT. 205

COLLEGE
Texas

HOMETOWN
Leander, TX

DOB: July 25, 1989

COLLEGE CAREER:

Four-year starter who left Texas having made 52 consecutive starts, the second-most in school history … named a team captain in both 2010 and 2011 … four-time honorable mention All-Big 12 selection … totaled 276 tackles, 10 INTs, 20 passes defensed, two sacks, two forced fumbles, two fumble recoveries, and a blocked punt for his career … started all 13 games and collected 82 tackles, two INTs, one sack, and one fumble recovery as a senior in '11 … was named a team captain … posted 68 tackles, two INTs, one sack, one forced fumble, and one blocked punt while starting all 12 games as a junior in '10 … had 62 tackles, one fumble recovery, and a career-high six INTs as a sophomore … six INTs tied for seventh on Texas' all-time single-season list … started all 14 games in helping the Longhorns to a Big 12 title and a spot in the BCS National Championship Game, in which he had an INT on a fake punt attempt … named second-team Freshman All-American by College Football News after starting all 13 games as a true freshman in '08 … had 64 tackles and one forced fumble as Texas went 12-1 and won the 2009 Tostitos Fiesta Bowl at University of Phoenix Stadium.

PERSONAL:

Attended Leander (TX) High School where he was coached by his father, Steve, who played cornerback at Stephen F. Austin … a two-time All-State selection who earned first-team honors as a senior … tallied over 100 tackles in each of his final two seasons … recorded 300 tackles, 10 INTs, six forced fumbles, and seven fumble recoveries in his final three years … also saw action on special teams and at QB … helped Leander finish second in the district his senior year by posting 142 tackles and eight INTs and running for 14 TDs as a situational QB … also lettered in baseball and track and field … a two-time member of Texas' Athletics Director's Honor Roll … graduated with a degree in Physical Culture and Sport.

TRE GRAY

16 | WIDE RECEIVER

HT. 5-10 | WT. 175

COLLEGE
Richmond

HOMETOWN
Cuero, TX

DOB: September 1, 1989

COLLEGE CAREER:

Played in 50 games in four seasons with Richmond and set all-time school records with 243 receptions, 3,101 yards, and 14 TD catches … as a senior in '11, set Richmond single-season records and led the CAA with 95 receptions and 1,187 yards … played in 11 games and caught four TDs with six 100-yard receiving games on the season … named a third-team AP All-American and first-team All-CAA selection … earned first-team All-CAA honors as a junior in '10 after leading the team with 38 catches for 478 yards and two TDs in 10 games played … saw action in 13 games and posted a team-high 51 receptions for 713 yards and four TDs as a sophomore, earning third-team All-CAA honors … played in all 16 games as a freshman in '08 as part of Richmond's FCS National Championship team … tied for the team lead with four TD receptions and had 59 catches for 723 yards … had two TDs in the NCAA first round win over Eastern Kentucky … redshirted in 2007.

PERSONAL:

Attended Cuero (TX) High School where he was a second-team All-State and first-team all-district and all-area selection after his senior year … caught 54 passes for 926 yards and 14 TDs in 10 games … earned first-team all-district and all-area accolades as a junior … also lettered in basketball, baseball, and track and field … served as a two-year captain for both football and basketball … in track, qualified for the Texas Regional Championships in the 100-meters, 200-meters, and long jump.



MARCUS McGRAW

47 | LINEBACKER

HT. 6-0 | WT. 228

COLLEGE
Houston

HOMETOWN
Arlington, TX

DOB: October 5, 1989

COLLEGE CAREER:

As a four-year starter at Houston, set a school record with 510 career tackles … started all 53 games in four seasons with the Cougars, leading the team in tackles each year … totaled 37 tackles for loss, nine sacks, two INTs, eight forced fumbles, and five fumble recoveries … named second-team All-Conference USA in each of his last three seasons … started all 14 games as a senior in '11, helping Houston to a 13-1 finish, the most wins in a season in school history … recorded 141 tackles, a career-high 14.5 for loss, 2.5 sacks, and one INT … returned a fumble 34 yards for his first career TD at UTEP … started 12 games and had 110 tackles, two sacks, one INT, two forced fumbles, and three fumble recoveries as a junior in '10 … posted career highs with 156 tackles, four sacks, and three forced fumbles while starting 14 games as a sophomore in '09 … had a single-game career-high with 23 tackles against Air Force in the Armed Forces Bowl … collected 103 tackles and started all 13 games as a true freshman in '08.

PERSONAL:

Attended Bowie (Arlington, TX) High School where he was named first-team all-district as both a junior and senior … was the District MVP in 2007 … selected second-team All-State and helped lead the team to a 13-2 record as a senior … also participated in wrestling and track and field … majored in Kinesiology-Sports Administration.



ZACK NASH

43 | LINEBACKER

HT. 6-4 | WT. 260
COLLEGE
Sacramento State

HOMETOWN
Vacaville, CA
DOB: September 23, 1989

COLLEGE CAREER:

Started 42 career games at defensive end and set Sacramento State's school record with 29.5 career sacks ... also totaled 40.5 tackles for loss, which ranks fifth in school history ... selected first-team All-Big Sky after both his junior and senior seasons after receiving honorable mention as a freshman and sophomore ... started all 11 games and led the Hornets with 10.5 sacks and 15 tackles for loss while totaling 52 tackles, three forced fumbles, and two passes defensed as a senior in '11 ... was named a second-team All-American by the AP and The Sports Network as a junior ... broke Sacramento State's single-season record with 13 sacks and collected 37 total tackles in 11 games ... set a school single-game record with five sacks at Idaho State ... started nine games and recorded 34 tackles and 2.5 sacks as a sophomore in '09 ... started 11 games as a freshman in '08 and had 47 tackles, 3.5 sacks, and two fumble recoveries ... redshirted in 2007.

PERSONAL:

Attended Vacaville (CA) High School and was a two-time all-league selection and was named honorable mention all-metro as a senior ... helped lead team to the 2006 Sac-Joaquin Section Div. I title and a 14-1 record ... led the team with 118 tackles and had eight sacks and one INT ... also played baseball ... majored in Criminal Justice.



JAMES NIXON

32 | CORNERBACK

HT. 6-1 | WT. 190
COLLEGE
California (Pa.)

HOMETOWN
New Haven, CT
DOB: February 2, 1988

COLLEGE CAREER:

Played his final season at California (Pa.) after spending three years at Temple ... appeared in 12 games with two starts in his only season with the Vulcans ... recorded 14 tackles and one pass defensed and returned three kickoffs for 59 yards ... saw action in 37 games with 10 starts at Temple ... played both offense and defense and served as kickoff return man with the Owls ... totaled 1,058 yards on 41 kickoff returns (25.8 avg.) and had 42 carries for 322 yards with 13 receptions for 373 yards ... appeared in all 12 games as a junior in '10, posting 561 yards on 24 kick returns ... ran for 107 yards on nine carries and had 12 tackles in his first season playing on defense ... played in all 13 games and made nine starts at WR as a sophomore in '09 ... had 12 receptions for 327 yards and two TDs while running for 105 yards and one TD on 14 carries ... also totaled 497 yards on 17 kick returns, including two TD returns ... saw action in all 12 games with one start as a freshman in '08 ... ran for 110 yards on 19 attempts and caught one pass for 46 yards.

PERSONAL:

Attended Hyde Leadership School (New Haven, CT) and then spent one postgraduate year at Bridgton (ME) Academy ... helped lead Hyde to back-to-back state championships, going undefeated both seasons ... preseason All-American in 2006 ... earned All-State honors and ran for 1,532 yards and 19 TDs on 160 carries as a senior ... also ran track and won five state titles ... has five brothers, including Brandon, who played football at Connecticut, and Lionel, Jr., who played at Maine ... majored in Journalism.



COLIN PARKER

97 | LINEBACKER

HT. 6-1 | WT. 223
COLLEGE
Arizona State

HOMETOWN
Chandler, AZ
DOB: May 6, 1989

COLLEGE CAREER:

Played in 46 games with 18 starts in four seasons with the Sun Devils … totaled 140 tackles, nine tackles for loss, 2.5 sacks, one INT, five passes defensed, five forced fumbles, and two fumble recoveries … named honorable mention All-Pac-12 as a senior in '11 … set career highs with 13 starts, a team-high 75 tackles, six tackles for loss, 2.5 sacks, four forced fumbles, and two fumble recoveries … recorded his first career INT in the MAACO Bowl Las Vegas against Boise State … played in all 12 games and made five starts as a junior in '10 … collected 57 tackles, including three for loss, and had a blocked punt that was recovered for a TD at California … saw action in all 12 games and had five tackles while playing mostly on special teams as a sophomore in '09 … played in nine games as a defensive reserve and on special teams and totaled three tackles as a freshman … switched back to linebacker, his high school position, in 2008 after being recruited as a safety … redshirted in 2007.

PERSONAL:

Attended Hamilton (Chandler, AZ) High School where an injury prevented him from playing both as a junior and senior … rated among the top 15 players in Arizona by Rivals.com, Scout.com, and SuperPrep prior to his senior season … father is former NFL defensive back Anthony Parker, who played at Arizona State from 1984-87 and then spent time with the Colts, Chiefs, Vikings, Rams, and Buccaneers … three-time Academic All-Conference selection while at Arizona State … graduated with a degree in Marketing in May 2011.



LARRY PARKER

41 | CORNERBACK

HT. 5-11 | WT. 176
COLLEGE
San Diego State

HOMETOWN
San Diego, CA
DOB: January 17, 1989

COLLEGE CAREER:

Saw action in 37 games in three years at San Diego State … collected 110 tackles, seven INTs, 15 passes defensed, four forced fumbles, and three fumble recoveries … enjoyed his best season as a senior in '11, playing in all 13 games and registering a team-leading seven INTs, which tied for the second-most in the nation … also recorded career highs with 65 tackles, nine passes defensed, and three forced fumbles … earned first-team All-Mountain West honors and was named an SI.com All-American … played in 12 games and had 25 tackles, four passes defensed, a forced fumble, and a fumble recovery as a junior in '10 … also served as the Aztecs primary punt returner, averaging 6.2 yards per return … appeared in all 12 games in '09 and totaled 20 tackles, two passes defensed, and a fumble recovery … prior to San Diego State, played one season at Grossmont College (El Cajon, CA) … earned honorable mention all-conference honors after collecting 38 tackles and three INTs … redshirted at Sacramento State in 2007 before transferring.

PERSONAL:

Prepped at St. Augustine (San Diego, CA) High School where he was a first-team all-league selection … played on offense and defense and returned kicks … had 45 receptions on offense and totaled 44 tackles and eight INTs as a senior … helped team to a 10-3 record and a CIF section title in 2006 … majored in Public Administration.



PAUL VASSALLO

48 | LINEBACKER

HT. 6-3 | WT. 247
COLLEGE
Arizona

HOMETOWN
Reno, NV
DOB: October 12, 1988

COLLEGE CAREER:

Started all 25 games in two seasons with Arizona … totaled 172 tackles, 13 tackles for loss, three sacks, four passes defensed, two fumble recoveries, and one forced fumble … started 12 games and was second on the team with 70 tackles as a senior in '11 … also had one sack and one fumble recovery … earned honorable mention All-Pac-10 honors as a junior in '10 … posted a team-high 102 tackles, becoming the first Arizona player to top 100 tackles since Spencer Larsen in 2007 … added eight tackles for loss, two sacks, one forced fumble, and one fumble recovery … prior to Arizona, played two seasons at Sierra College (Rocklin, CA) … played in four games and had 16 tackles in '09 … missed seven games due to a head injury … recorded 87 tackles, 14.5 sacks, and five forced fumbles in '08, earning first-team All-Valley Conference and All-California juco honors … redshirted as a true freshman at Nevada in 2007 before transferring.

PERSONAL:

Attended Bishop Manogue (Reno, NV) High School where he served as team captain as a senior … earned second-team All-State honors at linebacker after recording 72 tackles, four sacks, and two INTs … also played tight end and had 11 receptions for 157 yards and two TDs in his senior season … majored in Pre-Public Health.

SCOTT WEDIGE

66 | CENTER

HT. 6-4 | WT. 310
COLLEGE
Northern Illinois

HOMETOWN
Elkhorn, WI
DOB: November 20, 1988

COLLEGE CAREER:

Two-year starter who helped Northern Illinois to back-to-back 11-win seasons and a 15-1 record in regular season MAC games in 2010 and 2011 … named first-team All-MAC as a junior and senior … started all 14 games as a senior in '11, earning second-team All-American honors from CBSSports.com, as the NIU offense broke 12 single-season school records … helped the Huskies win their first MAC championship since 1983 … started all 14 games as a junior in '10 … led o-line that allowed just 13 sacks in 329 pass attempts, leading the MAC and ranking 14th in the country … played in 11 games as a backup center and on special teams as a sophomore in '09 … saw action in four games, mostly on the FG/PAT unit, as a freshman … redshirted in 2007.

PERSONAL:

Last name pronounced "WED-ige" … attended Elkhorn Area (WI) High School and earned first-team All-Southern Lakes Conference and all-county honors as an offensive tackle his senior year … served as team captain and was selected team MVP … garnered first-team all-league and all-county recognition as a junior at both offensive and defensive tackle … three-year letter winner in both football and basketball … second-team all-conference choice in basketball as a junior … majored in Marketing.

2011 IN REVIEW

2011 FINAL STATISTICS

WON 8, LOST 8

9/11/2011	W	28-21	Carolina Panthers
9/18/2011	L	21-22	at Washington Redskins
9/25/2011	L	10-13	at Seattle Seahawks
10/2/2011	L	27-31	New York Giants
10/9/2011	L	10-34	at Minnesota Vikings
10/23/2011	L	20-32	Pittsburgh Steelers
10/30/2011	L	27-30	at Baltimore Ravens
11/6/2011	W	19-13 (OT)	St. Louis Rams
11/13/2011	W	21-17	at Philadelphia Eagles
11/20/2011	L	7-23	at San Francisco 49ers
11/27/2011	W	23-20	at St. Louis Rams
12/4/2011	W	19-13 (OT)	Dallas Cowboys
12/11/2011	W	21-19	San Francisco 49ers
12/18/2011	W	20-17 (OT)	Cleveland Browns
12/24/2011	L	16-23	at Cincinnati Bengals
1/1/2012	W	23-20 (OT)	Seattle Seahawks

TEAM

	Arizona	Opponent
Total First Downs	**286**	**333**
Rushing	83	118
Passing	175	174
Penalty	28	41
3rd Down: Made/Att	66/205	71/226
3rd Down Pct.	32.2%	31.4%
4th Down: Made/Att	9/15	4/8
4th Down Pct.	60.0%	50.0%
Possession Avg.	**28:11**	**31:49**
Total Net Yards	**5192**	**5682**
Avg. Per Game	324.5	355.1
Total Plays	993	1095
Avg. Per Play	5.2	5.2
Net Yards Rushing	**1625**	**1986**
Avg. Per Game	101.6	124.1
Total Rushes	389	475
Net Yards Passing	**3567**	**3696**
Avg. Per Game	222.9	231.0
Sacked/Yards Lost	54/387	42/304
Gross Yards	3954	4000
Attempts/Completions	550/307	578/340
Completion Pct.	55.8%	58.8%
Had Intercepted	23	10
Punts/Average	**92/45.0**	**92/44.4**
Net Punting Avg.	**37.3**	**36.2**
Penalties/Yards	**106/1004**	**122/950**
Fumbles/Ball Lost	**24/9**	**15/9**
Touchdowns	**37**	**34**
Rushing	12	15
Passing	21	17
Returns	4	2

SCORE BY PERIOD

	Q1	Q2	Q3	Q4	OT	Pts
Team	36	68	79	111	18	312
Opponents	81	107	85	75	0	348

SCORING

	TD	Ru	Pa	Rt	PAT	FG	2Pt	Pts
J.Feely	0	0	0	0	33/33	19/24	0	90
C.Wells	10	10	0	0	0/0	0/0	0	60
L.Fitzgerald	8	0	8	0	0/0	0/0	0	48
E.Doucet	5	0	5	0	0/0	0/0	0	30
P.Peterson	4	0	0	4	0/0	0/0	0	24
J.King	3	0	3	0	0/0	0/0	0	18
L.Stephens-Howling	2	0	2	0	0/0	0/0	0	12
A.Roberts	2	0	2	0	0/0	0/0	0	12
A.Smith	1	1	0	0	0/0	0/0	0	6
T.Heap	1	0	1	0	0/0	0/0	0	6
C.Taylor	1	1	0	0	0/0	0/0	0	6
Team	**37**	**12**	**21**	**4**	**33/33**	**19/24**	**0**	**312**
Opponents	**34**	**15**	**17**	**2**	**33/33**	**35/48**	**0**	**348**

2-Pt. Conversions: Team 0/2, Opponents: 0/1

SACKS

C.Campbell 8.0, S.Acho 7.0, D.Washington 5.0, O.Schofield 4.5, D.Dockett 3.5, C.Haggans 3.0, P.Lenon 3.0, K.Rhodes 2.0, R.Marshall 2.0, D.Carter 1.0, J.Porter 1.0, N.Eason 1.0, P.Peterson 1.0 **Team: 42.0, Opponents: 54.0**

RUSHING

	No.	Yds	Avg	Long	TD
C.Wells	245	1047	4.3	71	10
L.Stephens-Howling	43	167	3.9	39	0
J.Skelton	28	128	4.6	14	0
A.Smith	30	102	3.4	12	1
C.Taylor	20	77	3.9	34	1
K.Kolb	17	65	3.8	17	0
A.Roberts	3	27	9.0	12	0
R.Bartel	1	9	9.0	9	0
A.Sherman	1	3	3.0	3	0
P.Peterson	1	0	0.0	0	0
Team	**389**	**1625**	**4.2**	**71**	**12**
Opponents	**475**	**1986**	**4.2**	**48t**	**15**

RECEIVING

	No.	Yds	Avg	Long	TD
L.Fitzgerald	80	1411	17.6	73t	8
E.Doucet	54	689	12.8	70t	5
A.Roberts	51	586	11.5	45	2
J.King	27	271	10.0	48t	3
T.Heap	24	283	11.8	28	1
C.Taylor	14	91	6.5	17	0
L.Stephens-Howling	13	234	18.0	73t	2
R.Housler	12	133	11.1	21	0
C.Wells	10	52	5.2	10	0
A.Sherman	8	72	9.0	19	0
C.Stuckey	4	39	9.8	12	0
D.Sampson	3	36	12.0	15	0
A.Smith	3	21	7.0	13	0
J.Dray	2	25	12.5	20	0
R.Maui'a	1	12	12.0	12	0
P.Peterson	1	-1	-1.0	-1	0
Team	**307**	**3954**	**12.9**	**73t**	**21**
Opponents	**340**	**4000**	**11.8**	**95t**	**17**

PASSING

	Att	Cmp	Yds	Cmp%	Yds/Att	TD	TD%	Int	Int%	Long	Sack/Lost	Rating
K.Kolb	253	146	1955	57.7%	7.7	9	3.6%	8	3.2%	73t	30/219	81.0
J.Skelton	275	151	1913	54.9%	7.0	11	4.0%	14	5.1%	60t	23/162	68.9
R.Bartel	22	10	86	45.5%	3.9	1	4.5%	1	4.5%	23t	1/6	52.5
Team	**550**	**307**	**3954**	**55.8%**	**7.2**	**21**	**3.8%**	**23**	**4.2%**	**73t**	**54/387**	**73.9**
Opponents	**578**	**340**	**4000**	**58.8%**	**6.9**	**17**	**2.9%**	**10**	**1.7%**	**95t**	**42/304**	**82.5**

INTERCEPTIONS

	No.	Yds	Avg	Long	TD
R.Marshall	3	83	27.7	49	0
D.Washington	2	16	8.0	16	0
P.Peterson	2	1	0.5	1	0
A.Wilson	1	17	17.0	17	0
C.Campbell	1	0	0.0	0	0
A.Jefferson	1	0	0.0	0	0
Team	**10**	**117**	**11.7**	**49**	**0**
Opponents	**23**	**296**	**12.9**	**52**	**1**

PUNTING

	No	Yds	Avg	Net	TB	In	Lg	B
D.Zastudil	87	3929	45.2	37.5	5	24	66	0
B.Graham	5	212	42.4	33.4	0	2	55	0
Team	**92**	**4141**	**45.0**	**37.3**	**5**	**26**	**66**	**0**
Opponents	**92**	**4087**	**44.4**	**36.2**	**3**	**39**	**66**	**0**

PUNT RETURNS

	Ret	FC	Yds	Avg	Long	TD
P.Peterson	44	22	699	15.9	99t	4
A.Roberts	2	0	-3	-1.5	-1	0
Team	**46**	**22**	**696**	**15.1**	**99t**	**4**
Opponents	**50**	**20**	**610**	**12.2**	**88t**	**1**

KICKOFF RETURNS

	No.	Yds	Avg	Long	TD
L.Stephens-Howling	36	857	23.8	37	0
A.Jefferson	14	356	25.4	51	0
A.Roberts	2	33	16.5	21	0
Team	**52**	**1246**	**24.0**	**51**	**0**
Opponents	**52**	**1300**	**25.0**	**69**	**0**

FIELD GOALS

	1-19	20-29	30-39	40-49	50+
J.Feely	0/0	9/9	4/6	5/7	1/2
Team	**0/0**	**9/9**	**4/6**	**5/7**	**1/2**
Opponents	**0/0**	**12/13**	**9/12**	**11/17**	**3/6**

Fumbles Lost: K.Kolb 3, C.Wells 2, J.Skelton 1, P.Peterson 1, R.Housler 1, C.Stuckey 1 **Total:** 9

Opponent Fumble Recoveries: D.Dockett 2, K.Rhodes 2, C.Campbell 1, R.Johnson 1, S.Acho 1, P.Lenon 1, C.Haggans 1 **Total:** 9

2011 INDIVIDUAL MILESTONES

Head Coach Ken Whisenhunt

- Against the Browns in Week 15, Whisenhunt earned his 43rd victory as head coach, passing Don Coryell for most wins in franchise history.
- With an 8-8 record in 2011, Whisenhunt has posted a .500 record or better in four of his five seasons as head coach.
- The Cardinals posted a 6-2 record at home in 2011, Whisenhunt's fifth straight season with a home winning percentage of at least .500, a new franchise record.
- Led the Cardinals to an NFL-record four overtime victories in 2011, improving his record to 7-2 overall (including postseason) in overtime games.

WR Larry Fitzgerald

- Earned his sixth career Pro Bowl selection (fifth consecutive) in 2011, tying him with T Dan Dierdorf, G Ken Gray and HB Ollie Matson for the most selections by an offensive player in franchise history. Became the first Cardinals player since Aeneas Williams (1994-1999) to earn five consecutive Pro Bowl selections.
- During the 2011 season, Fitzgerald became the franchise leader in career receiving yards (9,615), receiving TDs (73), 100-yard games (32) and career TDs (73) after becoming the franchise all-time receptions leader in 2010.
- Posted 80 receptions for 1,411 yards and eight TDs in 2011, averaging a career-best 17.6 yards per reception.
- With 1,411 receiving yards on the season, became just the fourth player in NFL history to record at least 1,400 yards receiving four times in their career. He joined Jerry Rice (6), Randy Moss (4) and Marvin Harrison (4) as the only players in league history to accomplish the feat.
- In Week 11 at San Francisco, reached 9,000 career receiving yards at 28 years, 81 days old, becoming the second-youngest player in NFL history to reach the career milestone behind only Randy Moss (27 years, 310 days old).
- Established a franchise record with his sixth 1,000-yard receiving season, while also becoming one of just eight players in NFL history to reach 1,000 yards receiving at least six times in their first eight NFL seasons.

CB Patrick Peterson

- Tied the NFL record with four punt return TDs, becoming just the fourth player in league history to record four punt return TDs in a season. His four returns covered 99, 89, 82 and 80 yards, making him the first player in NFL history with four punt return TDs of 80+ yards in a season.
- Established an NFL rookie-record with 699 punt return yards in 2011, surpassing the previous record of 656, set by Pittsburgh's Louis Lipps in 1984. In addition to being a rookie record, Peterson's 699 punt return yards rank as the second-highest single-season total in NFL history behind Desmond Howard's 875 yards for Green Bay in 1996.
- His 99-yard punt return TD in overtime against St. Louis in Week 9 was the second-longest punt return in NFL history (103, Robert Bailey, 10/23/94). It also tied for the longest play in overtime in NFL history (99-yard pass from Philadelphia's Ron Jaworski to Mike Quick, 11/10/85).
- Earned Associated Press first-team All-Pro honors as a returner and he was the lone rookie to earn a spot on the All-Pro team. Was also named to the Pro Bowl as a kick returner, becoming just the third kick returner in team history (Johnny Bailey-1992, Vai Sikahema-1986-87) to be named to the Pro Bowl. Was named NFC Special Teams Player of the Week twice (Week 9 and Week 12) and was named NFC Special Teams Player of the Month for November.

DE Calais Campbell

- Started all 16 games and established career-highs with 73 tackles, eight sacks, 11 tackles for loss, 11 passes defensed, two forced fumbles, a fumble recovery and three blocked FGs. His three blocked FGs tied Seattle's Red Bryant for the NFL lead.
- With a team-high eight sacks, has led or tied for the team lead in sacks in each of the last three seasons.

RB Beanie Wells

- Posted career-highs with 245 carries for 1,047 yards (4.3 avg.) and 10 TDs. Became the first player in franchise history to record 1,000 rushing yards and 10 rushing TDs in a single season.
- Established a franchise record with 228 rushing yards in Week 12 at St. Louis, becoming just the third player in franchise history to rush for over 200 yards in a game. His 228 yards surpassed the previous franchise record of 214 yards, set by LeShon Johnson on 9/22/96 at New Orleans. His 228 yards also represented the second-highest single-game rushing total in the NFL in 2011 behind Dallas' DeMarco Murray (253).

LB Daryl Washington

- In his second NFL season, led the team with a career-high 111 tackles, adding career-highs with five sacks, 16 tackles for loss, two INTs and seven passes defensed. One of just five players in the NFL with at least five sacks and two INTs in 2011, joining Baltimore's Terrell Suggs, New England's Rob Ninkovich, Green Bay's Clay Matthews and the NY Jets David Harris.

SS Adrian Wilson

- Despite suffering a torn biceps muscle during training camp, started all 16 games and earned his fifth Pro Bowl selection (fourth in a row) after totaling 72 tackles, nine tackles for loss, a team and career-high 16 passes defensed, an INT and a forced fumble.
- In spite of the injury, by starting in all 16 games, Wilson pushed his consecutive starts streak to 59, the longest active streak among safeties in the NFL.

QB John Skelton

- Posted a 5-2 record as a starter (6-2 when appearing in a game) during his second NFL season as he filled in for injured starter Kevin Kolb. Led four 4th-quarter comeback victories which ranked as the second-highest total in the NFL (5-Alex Smith, Eli Manning, Tim Tebow).

WR Early Doucet

- Established career-highs in games played (16), receptions (54), receiving yards (689), and receiving TDs (5). Recorded his first career 100-yard game in Week 1 vs. Carolina and his 70-yard TD reception in that game was also a career-long.

LB Sam Acho

- Appeared in all 16 games as a rookie and started the final 10 games in place of the injured Joey Porter. Finished the season with seven sacks, which ranks as the second-highest total in franchise history for a rookie behind only Simeon Rice (12.5, 1996).

2011 DEFENSIVE STATISTICS

(based on coaches film review)

Name	TT	UT	AT	TFL	Sacks/Yds	INT	PD	FF	FR	QB PRS	QB HITS	SPECIAL TEAMS TT	UT	AT	FF	FR	BP/K
Daryl Washington	111	100	11	16	5/32	2	7	-	-	9	-	1	1	-	-	-	-
Paris Lenon	103	70	33	5	3/21	-	4	-	1	6	-	-	-	-	-	-	-
Adrian Wilson	75	48	27	9	-	1	16	1	-	3	-	-	-	-	-	-	-
Richard Marshall	75	62	13	3	2/6	3	13	-	-	1	-	11	8	3	-	-	-
Calais Campbell	73	51	22	11	8/64	1	11	2	1	2	16	-	-	-	-	-	3
A.J. Jefferson	67	59	8	1	-	1	11	-	-	-	-	-	-	-	-	-	-
Patrick Peterson	63	57	6	1	1/4	2	13	-	-	1	-	-	-	-	-	-	2
Clark Haggans	54	37	17	5	3/19	-	3	1	1	9	-	-	-	-	-	-	-
Darnell Dockett	52	35	17	10	3.5/29	-	1	-	2	3	19	-	-	-	-	-	-
Rashad Johnson	49	37	12	2	-	-	1	-	1	-	-	8	4	4	-	-	-
Sam Acho	37	32	5	5	7/50	-	2	4	1	4	-	9	6	3	-	-	-
Kerry Rhodes	36	28	8	3	2/14	-	4	-	2	-	-	-	-	-	-	-	-
Michael Adams	34	31	3	2	-	-	2	-	-	-	-	11	8	3	-	-	-
O'Brien Schofield	29	25	4	3	4.5/39	-	-	2	-	6	-	17	12	5	-	-	-
Dan Williams	22	14	8	1	-	-	2	-	-	-	1	-	-	-	-	-	-
Stewart Bradley	22	17	5	1	-	-	2	-	-	1	-	12	9	3	-	-	-
Joey Porter	17	13	4	3	1/13	-	-	-	-	3	-	-	-	-	-	-	-
David Carter	16	10	6	3	1/15	-	3	1	-	2	1	-	-	-	-	-	-
Vonnie Holliday	16	15	1	4	-	-	1	-	-	2	2	-	-	-	-	-	-
Nick Eason	14	8	6	1	1/8	-	-	-	-	-	1	-	-	-	-	-	-
Reggie Walker	8	5	3	-	-	-	-	-	-	1	-	16	7	9	-	-	-
Ronald Talley	2	1	1	-	-	-	-	-	-	1	-	-	-	-	-	-	-
Marshay Green	1	1	-	-	-	-	-	-	-	-	-	-	-	-	-	-	-
Hamza Abdullah	1	1	-	-	-	-	-	-	-	-	-	15	12	3	-	-	-
Anthony Sherman	-	-	-	-	-	-	-	-	-	-	-	9	8	1	-	-	-
Sean Considine	-	-	-	-	-	-	-	-	-	-	-	8	4	4	-	-	-
Early Doucet	-	-	-	-	-	-	-	-	-	-	-	8	5	3	-	-	-
Alfonso Smith	-	-	-	-	-	-	-	-	-	-	-	5	3	2	-	-	-
Jeff King	-	-	-	-	-	-	-	-	-	-	-	5	4	1	-	-	-
L. Stephens-Howling	-	-	-	-	-	-	-	-	-	-	-	4	4	-	-	-	-
Jim Dray	-	-	-	-	-	-	-	-	-	-	-	2	1	1	-	-	-
Mike Leach	-	-	-	-	-	-	-	-	-	-	-	2	1	1	-	-	-
Rob Housler	-	-	-	-	-	-	-	-	-	-	-	2	-	2	-	-	-
DeMarco Sampson	-	-	-	-	-	-	-	-	-	-	-	1	1	-	-	-	-
Jay Feely	-	-	-	-	-	-	-	-	-	-	-	1	-	1	-	-	-

MISCELLANEOUS:

Patrick Peterson: 89-yard punt return for a TD vs. Carolina, Sept. 11
Patrick Peterson: 82-yard punt return for a TD at Baltimore, Oct. 30
Patrick Peterson: 99-yard punt return for a TD in OT vs. St. Louis, Nov. 6
Patrick Peterson: 80-yard punt return for a TD at St. Louis, Nov. 27

2011 DEFENSIVE SUMMARIES

SEPTEMBER 11, 2011 • CARDINALS VS. CAROLINA PANTHERS • SCORE: 28-21 (W)

Top Tacklers	Sacks	INTs	Forced Fumbles	Recovered Fumbles
P. Lenon (8)	D. Washington (1)	D. Washington (1)		
K. Rhodes (7)	K. Rhodes (1)			
D. Washington (6)	R. Marshall (1)			
J. Porter (4)	O. Schofield (.5)			
D. Williams (4)	P. Lenon (.5)			

SEPTEMBER 18, 2011 • CARDINALS AT WASHINGTON REDSKINS • SCORE: 22-21 (L)

Top Tacklers	Sacks	INTs	Forced Fumbles	Recovered Fumbles
K. Rhodes (9)	K. Rhodes (1)	A. Wilson (1)		
P. Lenon (7)		R. Marshall (1)		
P. Peterson (7)				
S. Bradley (7)				
R. Walker (7)				

SEPTEMBER 25, 2011 • CARDINALS AT SEATTLE SEAHAWKS • SCORE: 13-10 (L)

Top Tacklers	Sacks	INTs	Forced Fumbles	Recovered Fumbles
C. Campbell (10)	C. Campbell (2.5)	P. Peterson (1)		
A. Jefferson (8)	J. Porter (1)			
A. Wilson (6)	D. Dockett (.5)			
S. Bradley (5)				
C. Haggans (5)				
D. Dockett (5)				

OCTOBER 2, 2011 • CARDINALS VS. NEW YORK GIANTS • SCORE: 31-27 (L)

Top Tacklers	Sacks	INTs	Forced Fumbles	Recovered Fumbles
P. Peterson (7)	D. Carter (1)		D. Carter (1)	C. Haggans (1)
D. Washington (6)			C. Campbell (1)	D. Dockett (1)
P. Lenon (6)				
C. Campbell (6)				

OCTOBER 9, 2011 • CARDINALS AT MINNESOTA VIKINGS • SCORE: 34-10 (L)

Top Tacklers	Sacks	INTs	Forced Fumbles	Recovered Fumbles
A. Jefferson (8)	D. Washington (1)		C. Haggans (1)	R. Johnson (1)
P. Lenon (6)				
D. Washington (5)				
C. Campbell (5)				
A. Wilson (5)				

OCTOBER 23, 2011 • CARDINALS VS. PITTSBURGH STEELERS • SCORE: 32-20 (L)

Top Tacklers	Sacks	INTs	Forced Fumbles	Recovered Fumbles
R. Marshall (9)	S. Acho (1)			
P. Lenon (7)	C. Haggans (1)			
D. Washington (7)				
P. Peterson (7)				
A. Jefferson (7)				

OCTOBER 30, 2011 • CARDINALS AT BALTIMORE RAVENS • SCORE: 30-27 (L)

Top Tacklers	Sacks	INTs	Forced Fumbles	Recovered Fumbles
R. Johnson (10)	S. Acho (1)	R. Marshall (1)	S. Acho (1)	D. Dockett (1)
D. Washington (8)	O. Schofield (1)		O. Schofield (1)	
C. Campbell (6)	P. Lenon (.5)			
M. Adams (6)	C. Campbell (.5)			
S. Acho (6)				

NOVEMBER 6, 2011 • CARDINALS VS. ST. LOUIS RAMS • SCORE: 19-13 (W)-OT

Top Tacklers	Sacks	INTs	Forced Fumbles	Recovered Fumbles
P. Lenon (10)	C. Campbell (2)	P. Peterson (1)		
D. Washington (10)	R. Marshall (1)			
A. Wilson (7)	S. Acho (1)			
C. Campbell (6)				
A. Jefferson (6)				
C. Haggans (6)				

NOVEMBER 13, 2011 • CARDINALS AT PHILADELPHIA EAGLES • SCORE: 21-17 (W)

Top Tacklers	Sacks	INTs	Forced Fumbles	Recovered Fumbles
D. Washington (9)	P. Lenon (1)	A. Jefferson (1)		
R. Marshall (6)	D. Washington (1)	C. Campbell (1)		
M. Adams (5)				
P. Lenon (3)				
S. Acho (3)				
P. Peterson (3)				

NOVEMBER 20, 2011 • CARDINALS AT SAN FRANCISCO 49ERS • SCORE: 23-7 (L)

Top Tacklers	Sacks	INTs	Forced Fumbles	Recovered Fumbles
P. Lenon (10)		D. Washington (1)		
R. Johnson (9)				
D. Washington (6)				
D. Williams (6)				
S. Acho (5)				
O. Schofield (5)				
A. Wilson (5)				

NOVEMBER 27, 2011 • CARDINALS AT ST. LOUIS RAMS • SCORE: 23-20 (W)

Top Tacklers	Sacks	INTs	Forced Fumbles	Recovered Fumbles
D. Washington (8)	S. Acho (2)		S. Acho (2)	P. Lenon (1)
P. Lenon (7)				S. Acho (1)
C. Campbell (5)				
P. Peterson (5)				

DECEMBER 4, 2011 • CARDINALS VS. DALLAS COWBOYS • SCORE: 19-13 (W)-OT

Top Tacklers	Sacks	INTs	Forced Fumbles	Recovered Fumbles
D. Washington (9)	P. Lenon (1)			
A. Wilson (6)	D. Dockett (1)			
P. Lenon (5)	C. Haggans (1)			
P. Peterson (5)	C. Campbell (1)			
R. Johnson (5)	O. Schofield (1)			
A. Jefferson (5)				
D. Dockett (5)				

DECEMBER 11, 2011 • CARDINALS VS. SAN FRANCISCO 49ERS • SCORE: 21-19 (W)

Top Tacklers	Sacks	INTs	Forced Fumbles	Recovered Fumbles
R. Marshall (6)	D. Washington (1)			
P. Peterson (5)	D. Dockett (1)			
P. Lenon (4)	N. Eason (1)			
D. Washington (4)	C. Campbell (1)			
D. Dockett (4)	P. Peterson (1)			
A. Jefferson (4)				
N. Eason (4)				

DECEMBER 18, 2011 • CARDINALS VS. CLEVELAND BROWNS • SCORE: 20-17 (W)-OT

Top Tacklers	Sacks	INTs	Forced Fumbles	Recovered Fumbles
A. Wilson (8)	O. Schofield (2)		O. Schofield (1)	C. Campbell (1)
R. Marshall (7)				
P. Lenon (7)				
D. Washington (7)				
C. Haggans (5)				
K. Rhodes (5)				

DECEMBER 24, 2011 • CARDINALS AT CINCINNATI BENGALS • SCORE: 23-16 (L)

Top Tacklers	Sacks	INTs	Forced Fumbles	Recovered Fumbles
D. Washington (11)	C. Campbell (1)		C. Campbell (1)	K. Rhodes (2)
D. Dockett (7)	S. Acho (1)		A. Wilson (1)	
C. Campbell (7)				
A. Wilson (7)				
P. Lenon (7)				

JANUARY 1, 2012 • CARDINALS VS. SEATTLE SEAHAWKS • SCORE: 23-20 (W)-OT

Top Tacklers	Sacks	INTs	Forced Fumbles	Recovered Fumbles
D. Washington (11)	C. Haggans (1)	R. Marshall (1)	S. Acho (1)	
R. Marshall (10)	S. Acho (1)			
P. Lenon (7)	D. Dockett (1)			
A. Wilson (6)	D. Washington (1)			
M. Adams (5)				
V. Holliday (5)				
D. Dockett (5)				
R. Johnson (5)				

STARTING LINEUPS

OFFENSE

Opponent, Date	WR	LT	LG	C	RG	RT	TE	WR	QB	RB	FB
Carolina, Sep. 11	Roberts	Brown	Colledge	Sendlein	Hadnot	Keith	King	Fitzgerald	Kolb	Wells	Sherman
	WR	**LT**	**LG**	**C**	**RG**	**RT**	**TE**	**WR**	**QB**	**RB**	**WR**
at Washington, Sep. 18	Roberts	Brown	Colledge	Sendlein	Hadnot	Keith	Heap	Fitzgerald	Kolb	Wells	Doucet
at Seattle, Sep. 25	Roberts	Brown	Colledge	Sendlein	Hadnot	Keith	Heap	Fitzgerald	Kolb	Taylor	Doucet
	WR	**LT**	**LG**	**C**	**RG**	**RT**	**TE**	**WR**	**QB**	**RB**	**FB**
New York Giants, Oct. 2	Roberts	Brown	Colledge	Sendlein	Hadnot	Keith	King	Fitzgerald	Kolb	Wells	Sherman
	WR	**LT**	**LG**	**C**	**RG**	**RT**	**TE**	**WR**	**QB**	**RB**	**WR**
at Minnesota, Oct. 9	Roberts	Brown	Colledge	Sendlein	Hadnot	Bridges	Housler	Fitzgerald	Kolb	Wells	Doucet
	WR	**LT**	**LG**	**C**	**RG**	**RT**	**TE**	**WR**	**QB**	**RB**	**FB**
Pittsburgh, Oct. 23	Roberts	Brown	Colledge	Sendlein	Hadnot	Keith	King	Fitzgerald	Kolb	Wells	Sherman
	WR	**LT**	**LG**	**C**	**RG**	**RT**	**TE**	**WR**	**QB**	**RB**	**WR**
at Baltimore, Oct. 30	Roberts	Brown	Colledge	Sendlein	Hadnot	Keith	Housler	Fitzgerald	Kolb	Wells	Doucet
	WR	**LT**	**LG**	**C**	**RG**	**RT**	**TE**	**WR**	**QB**	**RB**	**FB**
St. Louis, Nov. 6	Roberts	Brown	Colledge	Sendlein	Hadnot	Keith	King	Fitzgerald	Skelton	Wells	Maui'a
at Philadelphia, Nov. 13	Roberts	Brown	Colledge	Sendlein	Hadnot	Keith	King	Fitzgerald	Skelton	Wells	Maui'a
at San Francisco, Nov. 20	Roberts	Brown	Colledge	Sendlein	Hadnot	Keith	King	Fitzgerald	Skelton	Wells	Maui'a
	WR	**LT**	**LG**	**C**	**RG**	**RT**	**TE**	**WR**	**QB**	**RB**	**WR**
at St. Louis, Nov. 27	Roberts	Brown	Colledge	Sendlein	Hadnot	Bridges	Heap	Fitzgerald	Skelton	Wells	Doucet
	WR	**LT**	**LG**	**C**	**RG**	**RT**	**TE**	**WR**	**QB**	**RB**	**FB**
Dallas, Dec. 4	Roberts	Brown	Colledge	Sendlein	Hadnot	Bridges	King	Fitzgerald	Kolb	Wells	Sherman
	WR	**LT**	**LG**	**C**	**RG**	**RT**	**TE**	**WR**	**QB**	**RB**	**WR**
San Francisco, Dec. 11	Roberts	Brown	Colledge	Sendlein	Hadnot	Keith	Heap	Fitzgerald	Kolb	Wells	Doucet
	WR	**LT**	**LG**	**C**	**RG**	**RT**	**TE**	**WR**	**QB**	**RB**	**FB**
Cleveland, Dec. 18	Roberts	Brown	Colledge	Sendlein	Hadnot	Keith	King	Fitzgerald	Skelton	Wells	Sherman
at Cincinnati, Dec. 24	Roberts	Brown	Colledge	Sendlein	Hadnot	Bridges	King	Fitzgerald	Skelton	Wells	Sherman
Seattle, Jan. 1	Roberts	Brown	Colledge	Sendlein	Hadnot	Bridges	King	Fitzgerald	Skelton	S-Howling	Sherman

DEFENSE

Opponent, Date	DE	NT	DT	ROLB	ILB	ILB	LOLB	LCB	RCB	SS	FS
Carolina, Sep. 11	Campbell	Williams	Dockett	Porter	Lenon	Washington	Haggans	Jefferson	Peterson	Wilson	Rhodes
	DE	**NT**	**DT**	**DE**	**ROLB**	**ILB**	**LOLB**	**LCB**	**RCB**	**SS**	**FS**
at Washington, Sep. 18	Campbell	Williams	Dockett	Eason	Porter	Lenon	Haggans	Jefferson	Peterson	Wilson	Rhodes
	DE	**NT**	**DT**	**ROLB**	**ILB**	**ILB**	**LOLB**	**LCB**	**RCB**	**SS**	**FS**
at Seattle, Sep. 25	Campbell	Williams	Dockett	Porter	Lenon	Bradley	Haggans	Jefferson	Peterson	Wilson	Rhodes
New York Giants, Oct. 2	Campbell	Williams	Dockett	Porter	Lenon	Washington	Haggans	Jefferson	Peterson	Wilson	Rhodes
at Minnesota, Oct. 9	Campbell	Williams	Dockett	Porter	Lenon	Washington	Haggans	Jefferson	Peterson	Wilson	Rhodes
Pittsburgh, Oct. 23	Campbell	Williams	Dockett	Porter	Lenon	Washington	Haggans	Jefferson	Peterson	Wilson	Johnson
at Baltimore, Oct. 30	Campbell	Williams	Dockett	Acho	Lenon	Washington	Haggans	Jefferson	Peterson	Wilson	Johnson
St. Louis, Nov. 6	Campbell	Williams	Dockett	Acho	Lenon	Washington	Haggans	Marshall	Peterson	Wilson	Johnson
at Philadelphia, Nov. 13	Campbell	Williams	Dockett	Acho	Lenon	Washington	Haggans	Marshall	Peterson	Wilson	Johnson
at San Francisco, Nov. 20	Campbell	Williams	Dockett	Acho	Lenon	Washington	Haggans	Marshall	Peterson	Wilson	Johnson
at St. Louis, Nov. 27	Campbell	Eason	Dockett	Acho	Lenon	Washington	Haggans	Marshall	Peterson	Wilson	Johnson
Dallas, Dec. 4	Campbell	Eason	Dockett	Acho	Lenon	Washington	Haggans	Marshall	Peterson	Wilson	Johnson
San Francisco, Dec. 11	Campbell	Eason	Dockett	Acho	Lenon	Washington	Haggans	Marshall	Peterson	Wilson	Johnson
	DE	**DT**	**ROLB**	**ILB**	**ILB**	**LOLB**	**LCB**	**RCB**	**CB**	**SS**	**FS**
Cleveland, Dec. 18	Campbell	Dockett	Acho	Lenon	Washington	Haggans	Marshall	Peterson	Adams	Wilson	Rhodes
	DE	**NT**	**DT**	**ROLB**	**ILB**	**ILB**	**LOLB**	**LCB**	**RCB**	**SS**	**FS**
at Cincinnati, Dec. 24	Campbell	Eason	Dockett	Acho	Lenon	Washington	Haggans	Marshall	Peterson	Wilson	Rhodes
Seattle, Jan. 1	Campbell	Eason	Dockett	Acho	Lenon	Washington	Haggans	Marshall	Peterson	Wilson	Johnson

GAME-BY-GAME OFFENSE

	9/11 vs. Carolina	9/18 @ Washington	9/25 @ Seattle	10/2 vs. NY Giants	10/9 @ Minnesota	10/23 vs. Pittsburgh	10/30 @ Baltimore	11/6 vs. St. Louis	11/13 @ Philadephia	11/20 @ San Francisco	11/27 @ St. Louis	12/4 vs. Dallas	12/11 vs. San Francisco	12/18 vs. Cleveland	12/24 @ Cincinnati	1/1 vs. Seattle	Totals
First Downs	**15**	**16**	**20**	**22**	**18**	**23**	**17**	**16**	**23**	**11**	**16**	**16**	**12**	**24**	**17**	**20**	**286**
Rushing	4	6	5	8	3	5	7	5	6	1	11	5	1	5	4	7	83
Passing	10	10	13	11	15	15	6	10	15	7	4	10	10	16	12	11	175
Penalty	1	0	2	3	0	3	4	1	2	3	1	1	1	3	1	2	28
Third Downs	**12**	**9**	**14**	**12**	**18**	**8**	**11**	**10**	**16**	**9**	**12**	**13**	**14**	**16**	**14**	**17**	**205**
Converted	5	3	3	3	8	3	2	2	6	1	4	4	3	8	4	7	66
Efficiency	41.7%	33.3%	21.4%	25.0%	44.4%	37.5%	18.2%	20.0%	37.5%	11.1%	33.3%	30.8%	21.4%	50.0%	28.6%	41.2%	32.2%
Fourth Downs	**0**	**0**	**1**	**2**	**4**	**1**	**1**	**0**	**1**	**2**	**0**	**0**	**0**	**0**	**2**	**1**	**15**
Converted	0	0	1	1	2	1	1	0	1	0	0	0	0	0	1	1	9
Efficiency	0%	0%	100%	50%	50%	100%	100%	0%	100%	0%	0%	0%	0%	0%	50%	100%	60.0%
Total Net Yards	**394**	**324**	**324**	**368**	**291**	**330**	**207**	**262**	**370**	**229**	**374**	**327**	**325**	**363**	**316**	**388**	**5192**
Plays	54	48	70	70	76	55	57	55	73	48	64	55	54	74	67	73	993
Avg./Play	7.3	6.8	4.6	5.3	3.8	6.0	3.6	4.8	5.1	4.8	5.8	5.9	6.0	4.9	4.7	5.3	5.2
Net Yards Rushing	**99**	**93**	**90**	**156**	**77**	**73**	**109**	**70**	**88**	**80**	**268**	**103**	**55**	**74**	**59**	**131**	**1625**
Attempts	25	15	28	32	24	19	30	17	29	11	38	25	23	24	18	31	389
Avg./Rush	4.0	6.2	3.2	4.9	3.2	3.8	3.6	4.1	3.0	7.3	7.1	4.1	2.4	3.1	3.3	4.2	4.2
Touchdowns	1	1	0	3	1	1	1	0	0	0	1	1	0	1	0	1	12
Net Yards Passing	**295**	**231**	**234**	**212**	**214**	**257**	**98**	**192**	**282**	**149**	**106**	**224**	**270**	**289**	**257**	**257**	**3567**
Sacks	2	3	3	4	4	2	6	3	4	2	3	5	2	4	5	2	54
Yards Lost	14	20	18	25	40	15	55	30	33	14	8	23	14	24	40	14	387
Gross Yards	309	251	252	237	254	272	153	222	315	163	114	247	284	313	297	271	3954
Attempts	27	30	39	34	48	34	21	35	40	35	23	25	29	46	44	40	550
Completions	18	17	25	20	23	18	10	20	21	14	12	16	20	28	23	22	307
Pct.	66.7%	56.6%	64.1%	58.8%	47.9%	52.9%	47.6%	57.1%	52.5%	40.0%	52.2%	64.0%	69.0%	60.9%	52.3%	55.0%	55.8%
Touchdowns	2	2	1	0	0	2	1	1	3	1	0	1	3	1	2	1	21
Interceptions	0	1	2	1	3	1	1	0	2	3	2	0	2	1	3	1	23
Yards Per Attempt	10.2	7.0	5.6	5.6	4.1	7.1	3.6	5.1	6.4	4.0	4.1	7.5	8.7	5.8	5.2	6.1	5.9
Kickoffs-EZ-TB	**5-5-3**	**4-3-0**	**3-2-1**	**6-5-1**	**3-3-1**	**5-4-2**	**6-5-2**	**7-4-2**	**4-3-0**	**2-1-0**	**6-6-1**	**4-4-1**	**4-4-0**	**5-5-2**	**4-3-2**	**6-6-4**	**74-63-22**
Punting	**5**	**6**	**5**	**4**	**5**	**4**	**6**	**6**	**6**	**6**	**5**	**7**	**7**	**7**	**6**	**7**	**92**
Average	42.0	49.0	41.2	45.0	42.4	47.8	40.0	46.3	46.3	46.5	46.0	50.1	46.6	44.6	38.3	46.3	45.0
Net Average	38.2	33.5	35.8	37.5	33.4	36.0	36.3	42.0	43.5	43.8	24.2	45.0	30.4	36.0	37.3	40.3	37.3
Had Blocked	0	0	0	0	0	0	0	0	0	0	0	0	0	0	0	0	0
FG-PAT Had Blocked	**0-0**	**0-0**	**0-0**	**0-0**	**0-0**	**0-0**	**0-0**	**0-0**	**0-0**	**0-0**	**0-0**	**0-0**	**0-0**	**0-0**	**0-0**	**0-0**	**0-0**
Penalties/Yards	**6-61**	**10-97**	**2-20**	**11-118**	**6-64**	**9-67**	**12-92**	**6-45**	**7-66**	**6-75**	**4-30**	**6-41**	**4-45**	**2-13**	**6-87**	**9-76**	**106-1004**
Fumbles/Lost	**2-1**	**3-1**	**3-0**	**2-1**	**2-1**	**0-0**	**1-0**	**2-0**	**0-0**	**3-2**	**2-1**	**0-0**	**2-1**	**0-0**	**1-0**	**1-1**	**24-9**
Touchdowns	**4**	**3**	**1**	**3**	**1**	**3**	**3**	**2**	**3**	**1**	**2**	**2**	**3**	**2**	**2**	**2**	**37**
Rushing	1	1	0	3	1	1	1	0	0	0	1	1	0	1	0	1	12
Passing	2	2	1	0	0	2	1	1	3	1	0	1	3	1	2	1	21
Returns	1	0	0	0	0	0	1	1	0	0	1	0	0	0	0	0	4
PAT/ 2-Point Made/Att.	**4-4**	**3-3**	**1-1**	**3-3**	**1-1**	**2-3**	**3-3**	**1-1**	**3-3**	**1-1**	**2-2**	**1-1**	**3-3**	**2-2**	**1-2**	**2-2**	**33-35**
Kicking Made/Att.	4-4	3-3	1-1	3-3	1-1	2-2	3-3	1-1	3-3	1-1	2-2	1-1	3-3	2-2	1-1	2-2	33-33
2-pt Rushing Made/Att.	0-0	0-0	0-0	0-0	0-0	0-0	0-0	0-0	0-0	0-0	0-0	0-0	0-0	0-0	0-1	0-0	0-1
2-pt Passing Made/Att	0-0	0-0	0-0	0-0	0-0	0-1	0-0	0-0	0-0	0-0	0-0	0-0	0-0	0-0	0-0	0-0	0-1
Field Goals Made/Att.	**0-1**	**0-0**	**1-3**	**2-2**	**1-1**	**0-0**	**2-2**	**2-2**	**0-2**	**0-0**	**3-3**	**2-2**	**0-0**	**2-2**	**1-1**	**3-3**	**19-24**
Safeties Yielded	**0**	**0**	**0**	**0**	**0**	**1**	**0**	**2**	**0**	**0**	**0**	**0**	**0**	**0**	**0**	**0**	**3**
Points Scored	**28**	**21**	**10**	**27**	**10**	**20**	**27**	**19**	**21**	**7**	**23**	**19**	**21**	**20**	**16**	**23**	**312**
Time Of Possession	**27:13**	**21:30**	**31:49**	**31:59**	**31:01**	**24:13**	**30:18**	**24:59**	**31:42**	**15:44**	**33:59**	**29:35**	**29:04**	**32:42**	**28:21**	**35:19**	**28:11**

GAME-BY-GAME DEFENSE

	9/11 vs. Carolina	9/18 @ Washington	9/25 @ Seattle	10/2 vs. NY Giants	10/9 @ Minnesota	10/23 vs. Pittsburgh	10/30 @ Baltimore	11/6 vs. St. Louis	11/13 @ Philadephia	11/20 @ San Francisco	11/27 @ St. Louis	12/4 vs. Dallas	12/11 vs. San Francisco	12/18 vs. Cleveland	12/24 @ Cincinnati	1/1 vs. Seattle	Totals
First Downs	**26**	**28**	**16**	**24**	**20**	**26**	**30**	**23**	**15**	**25**	**12**	**20**	**12**	**16**	**21**	**19**	**333**
Rushing	7	10	7	5	11	5	10	11	8	8	4	6	2	9	8	7	118
Passing	17	13	8	16	7	17	15	10	4	14	8	14	8	7	8	8	174
Penalty	2	5	1	3	2	4	5	2	3	3	0	0	2	0	5	4	41
Third Downs	**11**	**17**	**16**	**13**	**10**	**12**	**11**	**14**	**15**	**21**	**13**	**12**	**17**	**14**	**14**	**16**	**226**
Converted	3	6	6	6	3	6	4	3	3	8	3	4	3	5	5	3	71
Efficiency	27.3%	35.3%	37.5%	46.1%	30.0%	50.0%	36.4%	21.4%	20.0%	38.1%	23.1%	33.3%	17.6%	35.7%	35.7%	18.8%	31.4%
Fourth Downs	**1**	**1**	**0**	**0**	**0**	**0**	**0**	**1**	**1**	**2**	**0**	**0**	**2**	**0**	**0**	**0**	**8**
Converted	0	1	0	0	0	0	0	0	0	2	0	0	1	0	0	0	4
Efficiency	0%	100%	0%	0%	0%	0%	0%	0%	0%	100%	0%	0%	50%	0%	0%	0%	50.0%
Total Net Yards	**477**	**455**	**261**	**360**	**332**	**445**	**405**	**383**	**289**	**431**	**272**	**336**	**233**	**333**	**301**	**369**	**5682**
Plays	68	79	65	65	59	69	80	75	60	87	56	67	63	62	67	73	1095
Avg./Play	7.0	5.8	4.0	5.5	5.6	6.4	5.1	5.1	4.8	5.0	4.9	5.0	3.7	5.4	4.5	5.1	5.2
Net Yards Rushing	**74**	**172**	**122**	**54**	**172**	**91**	**107**	**150**	**166**	**164**	**86**	**75**	**90**	**120**	**165**	**178**	**1986**
Attempts	27	35	30	24	37	28	26	35	24	49	22	20	21	29	34	34	475
Avg./Rush	2.7	4.9	4.1	2.3	4.6	3.3	4.1	4.3	6.9	3.3	3.9	3.8	4.3	4.1	4.9	5.2	4.2
Touchdowns	1	0	1	2	4	0	3	0	1	0	0	0	1	1	0	1	15
Net Yards Passing	**403**	**283**	**139**	**306**	**160**	**354**	**298**	**233**	**123**	**267**	**186**	**261**	**143**	**213**	**136**	**191**	**3696**
Sacks	4	1	4	1	1	2	3	4	2	0	2	5	5	2	2	4	42
Yards Lost	19	8	32	15	9	7	38	22	5	0	17	38	32	13	18	31	304
Gross Yards	422	291	171	321	169	361	336	255	128	267	203	299	175	226	154	222	4000
Attempts	37	43	31	40	21	39	51	36	34	38	32	42	37	31	31	35	578
Completions	24	25	18	27	10	26	31	23	16	20	17	28	18	18	18	21	340
Pct.	64.9%	58.1%	58.1%	67.5%	47.6%	66.7%	60.8%	63.9%	47.1%	52.6%	53.1%	66.7%	48.6%	58.1%	58.1%	60.0%	58.8%
Touchdowns	2	2	0	2	0	3	0	0	0	2	1	1	0	1	2	1	17
Interceptions	1	2	1	0	0	0	1	1	2	1	0	0	0	0	0	1	10
Yards Per Attempt	9.8	6.4	4.0	7.5	7.3	8.6	5.5	5.8	3.4	7.0	5.5	5.6	3.4	6.5	4.1	4.9	6.0
Kickoffs-EZ-TB	**4-2-2**	**6-5-3**	**4-2-1**	**6-5-3**	**7-6-2**	**6-6-1**	**6-6-2**	**3-3-0**	**4-3-0**	**6-6-3**	**5-4-1**	**5-4-2**	**5-5-5**	**4-4-0**	**5-4-1**	**5-5-2**	**81-70-28**
Punting	**7**	**3**	**8**	**5**	**4**	**3**	**5**	**7**	**8**	**3**	**7**	**5**	**7**	**7**	**5**	**8**	**92**
Average	41.3	39.3	44.8	44.6	47.5	39.3	43.8	50.3	42.8	45.3	47.0	38.2	53.1	39.7	43.0	44.6	44.4
Net Average	24.4	29.3	42.4	35.0	47.5	39.3	21.4	32.1	39.4	38.0	33.4	38.0	46.9	35.0	39.6	36.8	36.2
Had Blocked	0	0	0	0	0	0	0	0	0	0	0	0	0	0	0	0	0
FG-PAT Had Blocked	**0-0**	**1-0**	**0-0**	**0-0**	**0-0**	**0-0**	**0-0**	**1-0**	**0-0**	**2-0**	**0-0**	**0-0**	**0-0**	**0-0**	**0-0**	**1-0**	**5-0**
Penalties/Yards	**10-74**	**3-15**	**8-39**	**7-55**	**5-35**	**9-69**	**11-99**	**9-71**	**11-97**	**7-87**	**8-49**	**7-49**	**5-35**	**9-74**	**6-47**	**7-55**	**122-950**
Fumbles/Lost	**0-0**	**0-0**	**1-0**	**2-2**	**1-1**	**0-0**	**2-1**	**0-0**	**1-0**	**0-0**	**2-2**	**2-0**	**0-0**	**1-1**	**2-2**	**1-0**	**15-9**
Touchdowns	**3**	**2**	**1**	**4**	**4**	**3**	**3**	**0**	**2**	**2**	**2**	**1**	**1**	**2**	**2**	**2**	**34**
Rushing	1	0	1	2	4	0	3	0	1	0	0	0	1	1	0	1	15
Passing	2	2	0	2	0	3	0	0	0	2	1	1	0	1	2	1	17
Returns	0	0	0	0	0	0	0	0	1	0	1	0	0	0	0	0	2
PAT/ 2-Point Made/Att.	**3-3**	**1-2**	**1-1**	**4-4**	**4-4**	**3-3**	**3-3**	**0-0**	**2-2**	**2-2**	**2-2**	**1-1**	**1-1**	**2-2**	**2-2**	**2-2**	**33-34**
Kicking Made/Att.	3-3	1-1	1-1	4-4	4-4	3-3	3-3	0-0	2-2	2-2	2-2	1-1	1-1	2-2	2-2	2-2	33-33
2-pt Rushing Made/Att.	0-0	0-0	0-0	0-0	0-0	0-0	0-0	0-0	0-0	0-0	0-0	0-0	0-0	0-0	0-0	0-0	0-0
2-pt Passing Made/Att	0-0	0-1	0-0	0-0	0-0	0-0	0-0	0-0	0-0	0-0	0-0	0-0	0-0	0-0	0-0	0-0	0-1
Field Goals Made/Att.	**0-0**	**3-4**	**2-2**	**1-1**	**2-3**	**3-3**	**3-3**	**3-4**	**1-1**	**3-6**	**2-3**	**2-4**	**4-5**	**1-1**	**3-5**	**2-3**	**35-48**
Safeties Awarded	**0**	**0**	**0**	**0**	**0**	**0**	**0**	**0**	**0**	**0**	**0**	**0**	**0**	**0**	**0**	**0**	**0**
Points Allowed	**21**	**22**	**13**	**31**	**34**	**32**	**30**	**13**	**17**	**23**	**20**	**13**	**19**	**17**	**23**	**20**	**348**
Time Of Possession	**32:47**	**38:30**	**28:11**	**28:01**	**28:59**	**35:47**	**29:42**	**36:58**	**28:18**	**44:16**	**26:01**	**33:42**	**30:56**	**31:22**	**31:39**	**33:42**	**31:49**

2011 GAME SUMMARIES

CARDINALS 28, PANTHERS 21

SEPTEMBER 11, 2011
UNIV. OF PHOENIX STADIUM – (60,627)

Playing on the 10th anniversary of the 9-11 tragedy, the Cards opened the NFL season at home against the Panthers, who had beaten them in 7 straight regular season contests. QB Kevin Kolb made his Cardinal debut while counterpart Cam Newton, the top player selected in the '11 draft, was seeing his first NFL action. Both signal-callers were excellent. Kolb completed 18 of 27 passes for 309 yards with 2 TDs and no INTs (130.0 passer rating); it was his 4th 300-yard game in 8 career starts. Newton set an NFL record for most yards (422) by a QB in his first game. But in a contest with 3 scoring plays of 70+ yards, the Cards escaped with the win by stopping the Panthers a yard short in the game's closing moments.

In the first quarter, the Cards moved 54 yards in 6 plays and capped their first offensive drive of the season with a 7-yard Beanie Wells TD run. On the 3rd play of the next series, the Panthers faced a 3rd-n-7 from their own 23 when Newton connected with a wide-open Steve Smith down the left sideline for a 77-yard game-tying score. The teams traded punts on the next four drives but midway through the 2nd quarter and with the game still tied at 7, the Cards had advanced to the Carolina 4. However, Wells fumbled a pitch and LB Thomas Davis recovered to end the threat. After a Panthers 3-n-out, the Cards again marched deep into Panther territory but a crack-back penalty on Andre Roberts backed them from the 5 to the 15 and Jay Feely missed a 36-yard FG with 1:03 left before halftime. AZ appeared to end the ensuing Panther drive when Daryl Washington INT'd Newton but it was negated by a roughing the passer call. Carolina capitalized on the 2nd chance when Smith caught a 26-yard TD pass from Newton with 0:06 left in the half for a 14-7 lead.

On the first Panther drive after intermission, Washington again INT'd Newton and this time it held up, giving AZ the ball the Carolina 48. On the next snap, Kolb hit a wide-open Jeff King and the former Panthers TE raced 48 yards to tie the game at 14. Carolina answered with an 8-play, 80-yard drive that the rookie QB ended with a 1-yard TD leap. Early in the 4th, the Cards were down 21-14 and backed up to their own 10. Facing a 3rd-n-7 at the AZ 30, the Panthers brought a blitz but Kolb found Early Doucet who broke a tackle before completing the 70-yard pass play to tie the game at 21. Carolina's next drive crossed midfield before the AZ defense forced a punt. Cards rookie CB Patrick Peterson - taken 4 picks after Newton the previous April - fielded Jason Baker's boot at the AZ 11 and burst 89 yards for the go-ahead score. A Carolina punt ended the next drive that had advanced to just the Panther 36. After the Cards took 2:30 off the clock, the Panthers took over at their own 17 with 2:20 left and one timeout. Newton moved the offense deep into AZ territory and with 1:19 left they faced a 4th-n-5 from the 6. He connected across the middle to RB Mike Goodson but Cards LB Paris Lenon tackled him a yard shy of the marker to seal the season-opening win.

	1	2	3	4	OT	F
PANTHERS	7	7	7	0	—	21
CARDINALS	7	0	7	14	—	28

Team	Qtr.	Time	Scoring Play	Drive	Score
CARDS	**1**	**8:45**	**Wells 7-yard run (Feely kick)**	**6-54, 3:42**	**0-7**
Panthers	1	7:11	S. Smith 77-yard pass from Newton (Mare kick)	3-80, 1:34	7-7
Panthers	2	0:06	S. Smith 26-yard pass from Newton (Mare kick)	4-74, 0:57	14-7
CARDS	**3**	**10:40**	**J. King 48-yard pass from Kolb (Feely kick)**	**1-48, 0:12**	**14-14**
Panthers	3	5:49	Newton 1-yard run (Mare kick)	8-80, 4:51	21-14
CARDS	**4**	**10:48**	**Doucet 70-yard pass from Kolb (Feely kick)**	**5-90, 2:13**	**21-21**
CARDS	**4**	**7:15**	**Peterson 89-yard punt return (Feely kick)**	**--**	**21-28**

STATISTICS

	CAR	AZ
First Downs	26	15
3rd Down Eff. (Pct)	3-11 (27)	5-12 (42)
Total Plays	68	54
Avg. Gain	7.0	7.3
Rushes-Yards	27-74	25-99
Net Passing Yards	403	295
Total Net Yards	477	394
Passing (A-C-I)	37-24-1	27-18-0
Sacked by Opp.	4-19	2-14
Punts-Average	7-41.3	5-42.0
Fumbles-Lost	0-0	2-1
Penalties	10-74	6-61
Time of Possession	32:47	27:13

Weather: Indoors

RUSHING
Panthers: D. Williams 12-30; Stewart 7-26; Newton 8-18, TD.
CARDS: Wells 18-90, TD; Stephens-Howling 3-10; Kolb 4-(-1).

PASSING
Panthers: Newton 24-37, 422 yds, 2 TD, 1 INT.
CARDS: Kolb 18-27, 309 yds, 2 TD, 0 INT.

RECEIVING
Panthers: S. Smith 8-178, 2 TD; Olsen 4-78; LaFell 4-70; Shockey 3-51; Stewart 2-14; Naanee 1-21; Williams 1-6; Goodson 1-4.
CARDS: Wells 4-12; Doucet 3-105, TD; Fitzgerald 3-62; King 2-61, TD; Heap 2-40; Roberts 2-21; Sherman 1-6; Stephens-Howling 1-2.

INTERCEPTIONS
Panthers: None.
CARDS: D. Washington 1-16.

REDSKINS 22, CARDINALS 21

SEPTEMBER 18, 2011
FEDEX FIELD – (76,330)

In a back-and-forth week 2 affair at Washington, the Cards withstood some early blows from the Redskins to take an 8-point lead in the 4th quarter. However, the Redskins scored twice in the final 5:17 to earn the 1-point victory that dropped Arizona to 1-1.

Washington penetrated the AZ40 on all 5 of its first half drives while holding a 253-85 advantage in total yards and a 13-minute edge in time of possession. On the game's opening series the Redskins advanced to the AZ 6; however Rex Grossman's 3rd-n-goal pass was INT'd by SS Adrian Wilson at the 2. On the next Redskins drive they faced 3rd-n-8 from the AZ39 when Grossman's pass was tipped by WR Anthony Armstrong and INT'd by CB Richard Marshall who returned it 33 yards to the Washington 37. Two plays later Kevin Kolb hit TE Jeff King with a 21-yard TD pass to put the Cards up 7-0. The Redskins answered with a 14-play, 77-yard drive that chewed 8:29 off the clock and ended with Graham Gano's 26-yard FG. The 'Skins then took the lead on their next series thanks to a 1-yard Grossman TD pass to TE Fred Davis. They moved 80 yards in 6 plays thanks to a 33-yard catch-n-run from rookie RB Roy Helu and a 20-yard run by ex-Cardinal Tim Hightower. Late in the first half, a Brandon Banks punt return and 15-yard facemask set the Redskins up at the AZ20 with 1:36 on the clock. They came away empty, however, when Gano's 30-yard FG try was swatted by 6-8 DE Calais Campbell, the 3rd FG block of his career.

The Cards started the 2nd half with the ball and down just 3. They quickly moved inside the Washington 20 but a Kolb 3rd down pass went off the hands of WR Andre Roberts and was INT'd by LB London Fletcher at the 11 to end the threat. The Cards came back to take the lead on the next series, moving 90 yards in 9 plays. RB Beanie Wells had a 25-yard run on the drive and capped it with his 2-yard TD run. Early in the 4th, Washington moved to the AZ5 but settled for a 23-yard Gano FG that trimmed the margin to 14-13. On the first play of the next drive, Kolb threw it deep down the right sideline for Larry Fitzgerald, releasing it just before a blind-side hit; the all-pro WR hauled it in for a 73-yard TD. On the play, Fitzgerald tied Roy Green for the most TD catches in team history (66) and also tied Anquan Boldin for the franchise record for most 100-yard receiving games (29).

Now down 8, the Redskins faced a 4th-n-3 at the AZ18 with just over 5 minutes to play. They went for it and Grossman hit Santana Moss in the corner of the end zone; when the 2-point try failed the 'Skins trailed 21-19. After a Cards 3-n-out, Grossman moved Washington from its own 36 to the AZ16 to set-up Gano's 34-yard go-ahead FG. On Arizona's next play from scrimmage, Kolb hit WR Chansi Stuckey on a 12-yard pass up the middle but he fumbled going to the ground and Washington recovered to seal the win.

	1	2	3	4	OT	F
CARDINALS	7	0	7	7	—	21
REDSKINS	0	10	0	12	—	22

Team	Qtr.	Time	Scoring Play	Drive	Score
CARDS	**1**	**3:54**	**J. King 21-yard pass from Kolb (Feely kick)**	**2-37, 0:38**	**7-0**
Redskins	2	10:25	Gano 26-yard FG	14-77, 8:29	7-3
Redskins	2	3:04	F. Davis 1-yard pass from Grossman (Gano kick)	6-80, 2:57	7-10
CARDS	**3**	**2:47**	**Wells 2-yard run (Feely kick)**	**9-90, 4:31**	**14-10**
Redskins	4	11:18	Gano 23-yard FG	7-39, 3:42	14-13
CARDS	**4**	**10:58**	**Fitzgerald 73-yard pass from Kolb (Feely kick)**	**1-68, 0:20**	**21-13**
Redskins	4	5:17	S. Moss 18-yard pass from Grossman (pass failed)	13-73, 5:41	21-19
Redskins	4	1:45	Gano 34-yard FG	8-48, 2:35	21-22

STATISTICS

	AZ	WAS
First Downs	16	28
3rd Down Eff. (Pct)	3-9 (33)	6-17 (35)
Total Plays	48	79
Avg. Gain	6.8	5.8
Rushes-Yards	15-93	35-172
Net Passing Yards	231	283
Total Net Yards	324	455
Passing (A-C-I)	30-17-1	43-25-2
Sacked by Opp.	3-20	1-8
Punts-Average	6-49.0	3-39.3
Fumbles-Lost	2-1	0-0
Penalties	10-97	3-15
Time of Possession	21:30	38:30

Weather: Partly sunny, 66 degrees, 71% humidity, Winds ENE 7 mph.

RUSHING
CARDS: Wells 14-93; Taylor 1-0.
Redskins: Hightower 20-96; Helu 10-74; Young 1-7; Grossman 4-(-5).

PASSING
CARDS: Kolb 17-30, 251 yds, 2 TD, 1 INT.
Redskins: Grossman 25-43, 291 yds, 2 TD, 2 INT.

RECEIVING
CARDS: Fitzgerald 7-133, TD; Roberts 3-30; King 2-36, TD; Stuckey 2-24; Doucet 2-20; Heap 1-8.
Redskins: F. Davis 6-86, TD; Gaffney 5-62; S. Moss 5-61, TD; Helu 3-38; Stallworth 2-16; Armstrong 2-14; Hightower 1-10; Young 1-4.

INTERCEPTIONS
CARDS: Marshall 1-33; Wilson 1-17.
Redskins: Fletcher 1-0.

SEAHAWKS 13, CARDINALS 10

SEPTEMBER 25, 2011
CENTURYLINK FIELD – (66,199)

For the second straight Sunday, the Cardinals had a tough road win well within their reach but let the opportunity slip through their fingers with a turnover in the game's closing minutes. A week after losing by one to the Redskins in DC, Arizona fell to 1-2 with a 3-point defeat at Seattle. The Cards limited Seattle to just 13 points (2 FGs and a TD) but were unable to find their rhythm offensively. Four AZ drives that penetrated Seattle territory came away with no points – two ending on missed FGs (51 & 49) and another two with INTs including a key pick with just over a minute to play. Starting RB Beanie Wells missed the game with a hamstring injury and was replaced by veteran Chester Taylor and 2nd-year player Alfonso Smith. Arizona's lone TD came on a Larry Fitzgerald score in the 2nd quarter that made him the franchise's all-time leader in receiving TDs.

On their first possession of the afternoon, the Cards threatened but a sack backed them up and Jay Feely missed a 51-yard FG try. The Seahawks responded with a 47-yard drive that ended with Steven Hauschka's 30-yard FG and a 3-0 lead. Arizona's A.J. Jefferson returned the ensuing kickoff 51 yards to the AZ 48 and that led to Feely's 44-yard game-tying FG. DE Calais Campbell halted the next drive with one of his career-best 2.5 sacks of Tarvaris Jackson. The AZ offense then went hurry-up after taking over at its own 22. The Cardinals moved 78 yards in 8 plays and capped the drive with a 12-yard pass from Kevin Kolb to Fitzgerald who went up between 2 defenders in the end zone and came down with the TD that broke Roy Green's franchise mark. Hauschka then hit a 52-yarder that trimmed Arizona's lead to 10-6 with 0:43 left in the half. That proved enough time for Kolb and the offense to move to the SEA 41 with 0:07 left but Marcus Trufant ended that scoring threat with an INT at the Seattle 17.

The Seahawks scored what turned out to be the only points of the second half on their first series after intermission when Jackson scrambled and found the end zone from 11 yards away. The teams then traded punts on the next six possessions. With 11:20 to play and down by three, Arizona took over at its own 20 and moved to the SEA 31 but Feely's 49-yarder that could have tied it was no good with 5:28 left. The Cards got the ball back at their own 31 with 2:57 left and still down just 3. They converted a 4th-n-1 from the SEA 39 thanks to a pass interference penalty just after the 2:00 warning. But facing a 3rd-n-12 at the SEA 36 with 1:15 remaining, Kolb's pass to Heap was picked off by Kam Chancellor at the 25, ending Arizona's last best chance.

Arizona's defense got steady pressure on Jackson and came up with four sacks; they forced 8 Seattle punts while limiting the Seahawks to 261 total yards. The Cardinals offense outgained Seattle by nearly 100 yards but had difficulty on third downs, converting on 3 of 14 opportunities.

	1	2	3	4	OT	F
CARDINALS	0	10	0	0	—	10
SEAHAWKS	3	3	7	0	—	13

Team	Qtr.	Time	Scoring Play	Drive	Score
Seahawks	1	2:55	Hauschka 30-yard FG	7-47, 3:57	0-3
CARDS	**2**	**12:48**	**Feely 44-yard FG**	**10-26, 5:07**	**3-3**
CARDS	**2**	**7:29**	**Fitzgerald 12-yard pass Kolb (Feely kick)**	**8-78, 3:06**	**10-3**
Seahawks	2	0:43	Hauschka 52-yard FG	8-16, 1:08	10-6
Seahawks	3	5:57	T. Jackson 11-yard run (Hauschka kick)	14-72, 6:00	10-13

STATISTICS

	AZ	SEA
First Downs	20	16
3rd Down Eff. (Pct)	3-14 (21)	6-16 (38)
Total Plays	70	65
Avg. Gain	4.6	4.0
Rushes-Yards	28-90	30-122
Net Passing Yards	234	139
Total Net Yards	324	261
Passing (A-C-I)	39-25-2	31-18-1
Sacked by Opp.	3-18	4-32
Punts-Average	5-41.2	8-44.8
Fumbles-Lost	3-0	1-0
Penalties	2-20	8-39
Time of Possession	31:49	28:11

Weather: Partly sunny, 66 degrees, 71% humidity, Winds ENE 7 mph.

RUSHING
CARDS: A. Smith 17-54; Taylor 8-20; Kolb 3-16.
Seahawks: Lynch 19-73; Washington 3-29; Jackson 4-20, TD; Williams 2-2; Forsett 1-0; Baldwin 1-(-2).

PASSING
CARDS: Kolb 25-39, 252 yds, 1 TD, 2 INT.
Seahawks: Jackson 18-31, 171 yds, 0 TD, 1 INT.

RECEIVING
CARDS: Heap 6-61; Fitzgerald 5-64, TD; Doucet 5-50; Roberts 4-38; A. Smith 3-21; Taylor 1-12; Sherman 1-6.
Seahawks: Rice 8-109; Baldwin 2-23; Tate 2-15; Obomanu 2-12; Miller 2-9; Lynch 1-2; Forsett 1-1.

INTERCEPTIONS
CARDS: Peterson 1-1.
Seahawks: Trufant 1-15; Chancellor 1-9.

GIANTS 31, CARDINALS 27

OCTOBER 2, 2011
UNIV. OF PHOENIX STADIUM – (60,496)

The Cards fell to 1-3 after their 3rd straight gut-wrenching defeat. Like the previous 2, victory appeared to be in their hands before seeing it slip away late. This time they lost a 10-point 4th quarter advantage by allowing two TD passes 0:58 apart late in the final stanza; the 2nd TD came a play after a controversial call disallowed a game-sealing AZ takeaway. The loss overshadowed an outstanding day for RB Beanie Wells; a week after sitting out with a hamstring injury, he ran for a then career-best 138 yards and 3 TDs. Larry Fitzgerald also became the franchise's all-time leader in both career receiving yards & 100-yard games.

The Cards had chances early as their first 3 drives reached the red zone but they came away with just 6 points on a pair of FGs. On the 3rd snap of the game, Calais Campbell forced an Ahmad Bradshaw fumble that Clark Haggans recovered at the NY 16. That led to a 27-yard Jay Feely FG and 3-0 lead. The Cards had another chance for points when their next possession reached the NY17 but Kolb had the ball stripped by Osi Umenyiora and the Giants recovered. Arizona again penetrated deep into NY territory on its next series and came away with another Feely FG. It wasn't until 6:30 remained in the half that the Giants crossed midfield but they made it count on that series, capping the 69-yard, 10-play drive with Bradshaw's 13-yard TD run. Just before intermission, NY increased its lead to 10-6 on a Lawrence Tynes 30-yard FG.

Arizona then surged ahead with a TD on its opening drive of the 2nd half. The biggest play was a 47-yard grab by Fitzgerald, who wrestled the ball away from Deon Grant and in doing so replaced Roy Green atop the franchise's receiving yardage list; it also set-up a 1-yard Wells TD run. Later in the 3rd, rookie DT David Carter stripped the ball from Manning and Darnell Dockett recovered at the NY 5; 2 plays later Wells again scored from a yard away to give AZ a 20-10 lead. Early in the 4th, Brandon Jacobs' 1-yard TD run made it 20-17. Midway thru that final quarter, a 39-yard Wells run moved the ball to the NY18 and 3 plays later he ran it in from 2 yards out for his 3rd TD of the afternoon. With 5:16 left and down 10, the Giants took over at their own 20. They moved 80 yards in 7 plays and pulled to within 3 when Manning hit TE Jake Ballard with a 2-yard TD pass. After a Cards 3-n-out, NY took over at the AZ48 with 3:10 left. On the first play, Manning hit Victor Cruz with a 19-yard pass to the 29 but he appeared to fumble at the end with AZ recovering. However, officials ruled that Cruz had "declared himself down" before fumbling, making the play unreviewable. On the next snap, Manning connected with Hakeem Nicks on a 29-yard go-ahead TD. The Cards took over at their own 24 with 2:35 remaining and advanced to the NY29. But after a damaging sack backed them up 10 yards, their hopes ended when Kolb's 4th-n-2 pass from the NY30 fell incomplete.

	1	2	3	4	OT	F
GIANTS	0	10	0	21	—	31
CARDINALS	3	3	14	7	—	27

Team	Qtr.	Time	Scoring Play	Drive	Score
CARDS	**1**	**13:03**	**Feely 27-yard FG**	**4-7, 1:35**	**0-3**
CARDS	**2**	**7:57**	**Feely 27-yard FG**	**16-79, 9:20**	**0-6**
Giants	2	2:54	Bradshaw 13-yard run (Tynes kick)	10-69, 5:03	7-6
Giants	2	0:01	Tynes 30-yard FG	5-61, 0:28	10-6
CARDS	**3**	**10:24**	**Wells 1-yard run (Feely kick)**	**8-78, 4:36**	**10-13**
CARDS	**3**	**2:55**	**Wells 1-yard run (Feely kick)**	**2-5, 0:40**	**10-20**
Giants	4	12:07	Jacobs 1-yard run (Tynes kick)	13-75, 5:48	17-20
CARDS	**4**	**5:16**	**Wells 2-yard run (Feely kick)**	**6-77, 3:09**	**17-27**
Giants	4	3:37	Ballard 2-yard pass from Manning (Tynes kick)	7-80, 1:39	24-27
Giants	4	2:39	Nicks 29-yard pass from Manning (Tynes kick)	2-48, 0:31	31-27

STATISTICS

	NYG	AZ
First Downs	24	22
3rd Down Eff. (Pct)	6-13 (46)	3-12 (25)
Total Plays	65	70
Avg. Gain	5.5	5.3
Rushes-Yards	24-54	32-156
Net Passing Yards	306	212
Total Net Yards	360	368
Passing (A-C-I)	40-27-0	34-20-1
Sacked by Opp.	1-15	4-25
Punts-Average	5-44.6	4-45.0
Fumbles-Lost	2-2	2-1
Penalties	7-55	11-118
Time of Possession	28:01	31:59

Weather: Indoors

RUSHING
Giants: Bradshaw 12-39, TD; Jacobs 9-18, TD; Manning 3-(-3).
CARDS: Wells 27-138, 3 TD; A. Smith 2-16; Kolb 2-1; Stephens-Howling 1-1.

PASSING
Giants: Manning 27-40, 321, 2 TD, 0 INT.
CARDS: Kolb 20-34, 237 yds, 0 TD, 1 INT.

RECEIVING
Giants: Nicks 10-162, TD; Cruz 6-98; Bradshaw 4-11; Manningham 1-10; Hynoski 1-5; Ware 1-5; Jacobs 1-0.
CARDS: Fitzgerald 8-102; Heap 4-41; Doucet 3-42; Sherman 2-24; Stephens-Howling 1-9; King 1-3.

INTERCEPTIONS
Giants: Rolle 1-0.
CARDS: None.

VIKINGS 34, CARDINALS 10

OCTOBER 9, 2011
MALL OF AMERICA FIELD – (62,479)

The Cardinals dropped their fourth straight contest and fell to 1-4 on the season with a 34-10 loss at Minnesota. Early miscues created a large deficit from which Arizona could never recover. The Vikings enjoyed tremendous field position early and started three consecutive first quarter drives at the AZ 18, 24 and 25-yard lines. Each of those possessions ended with a Minnesota TD en route to a 28-0 opening quarter lead. The first short field came by way of a punt return to the AZ18 and Adrian Peterson converted with a 4-yard TD run. On the next play from scrimmage, a tipped Kevin Kolb pass was INT'd by Asher Allen to set Minnesota up at the 24. One play later, Peterson scored on a 24-yard run down the right sideline. The nightmare opening quarter continued on the second play of the next Cardinals drive when Kolb was stripped by Brian Robison and Jared Allen recovered at the AZ25. Five plays later, Donovan McNabb scrambled up the middle for a 4-yard TD run that gave the hosts a 21-0 lead with 6:25 to play in the opening quarter. A 36-yard pass interference penalty on the next Vikings series set-up Peterson's third rushing TD, a 14-yarder that put Minnesota up 28-0. The Vikings, who entered the game 0-4, had surrendered double-digit first half leads in each of their first three games of the year but would not on this afternoon.

Jay Feely got the Cardinals on the board early in the second with a 51-yard FG. The next Cardinals drive reached the MIN19 but a sack by Allen backed them up and out of scoring range. Arizona went no-huddle in the second half and on their opening drive, the Cardinals moved 59 yards in 9 plays and Beanie Wells scored from 2 yards out to make it 28-10. However, Minnesota let them get no closer. The next Vikings possession saw McNabb connect with Devin Aromashodu on a 60-yard pass play that set-up Ryan Longwell's 26-yard FG. With about 10 minutes remaining, an 11-yard Kolb-to-Early Doucet TD was wiped away by an illegal hands to the face penalty and the game's only other points came via Longwell's 53-yarder with 2:09 left in the fourth.

Doucet was Arizona's leading receiver with 8 catches for 92 yards while Wells led the Cardinals ground game with 20 carries for 60 yards and a TD. The win was the Vikings 7th straight over the Cards in Minnesota, a place in which the Cardinals last won in 1977.

	1	2	3	4	OT	F
CARDINALS	0	3	7	0	—	10
VIKINGS	28	0	3	3	—	34

Team	Qtr.	Time	Scoring Play	Drive	Score
Vikings	1	9:18	Peterson 4-yard run (Longwell kick)	4-18, 1:35	0-7
Vikings	1	8:55	Peterson 24-yard run (Longwell kick)	1-24, 0:07	0-14
Vikings	1	6:25	McNabb 4-yard run (Longwell kick)	5-25, 1:50	0-21
Vikings	1	2:41	Peterson 14-yard run (Longwell kick)	4-73, 2:01	0-28
CARDS	**2**	**10:29**	**Feely 51-yard FG**	**7-20, 3:25**	**3-28**
CARDS	**3**	**8:23**	**Wells 2-yard run (Feely kick)**	**9-59, 3:41**	**10-28**
Vikings	3	3:35	Longwell 26-yard FG	8-82, 4:48	10-31
Vikings	4	2:09	Longwell 53-yard FG	7-12, 4:33	10-34

STATISTICS

	AZ	MIN
First Downs	18	20
3rd Down Eff. (Pct)	8-18 (44)	3-10 (30)
Total Plays	76	59
Avg. Gain	3.8	5.6
Rushes-Yards	24-77	37-172
Net Passing Yards	214	160
Total Net Yards	291	332
Passing (A-C-I)	48-23-3	21-10-0
Sacked by Opp.	4-40	1-9
Punts-Average	5-42.4	4-47.5
Fumbles-Lost	2-1	1-1
Penalties	6-64	5-35
Time of Possession	31:01	28:59

Weather: Indoors

RUSHING
CARDS: Wells 20-60, TD; Kolb 2-10; Stephens-Howling 1-5; A. Smith 1-2.
Vikings: Peterson 29-122, 3 TD; Booker 1-25; Harvin 1-12; Gerhart 2-9; McNabb 4-4, TD.

PASSING
CARDS: Kolb 21-42, 232 yds, 0 TD, 2 INT; Bartel 2-6, 22, 0 TD, 1 INT.
Vikings: McNabb 10-21, 169 yds, 0 TD, 0 INT.

RECEIVING
CARDS: Doucet 8-92; King 5-35; Fitzgerald 4-66; Roberts 3-36; Housler 3-25.
Vikings: Jenkins 4-32; Aromashodu 2-81; Booker 2-25; Shiancoe 1-20; Harvin 1-11.

INTERCEPTIONS
CARDS: None.
Vikings: Sanford 2-20; Allen 1-3.

STEELERS 32, CARDINALS 20

OCTOBER 23, 2011
UNIV. OF PHOENIX STADIUM – (62,475)

In a rematch of Super Bowl XLIII – and the first regular season meeting between the teams since - the Cardinals suffered a 32-20 home loss to the Pittsburgh Steelers. Arizona trailed 14-0 early but came back to pull within 17-14 midway through the third. They could get no closer to the Steelers, who enjoyed a 23:41 to 6:19 time of possession advantage in the second half. It was the Cards' fifth consecutive defeat and it dropped them to 1-5 on the season.

Arizona opened the game by winning the toss and elected to receive but turned it over on their 4th offensive snap. Kevin Kolb was pressured on a pass attempt to Rob Housler and the ball bounced off the TE's helmet into the arms of FS Ryan Clark for an INT, setting the Steelers up at the AZ31. Five plays later Ben Roethlisberger found TE Heath Miller with a 12-yard TD pass that gave Pittsburgh an early 7-0 lead. After the team's traded punts on the next five possessions, the Steelers took over at their own 9 and a false start backed them up to the 5. However, on the next snap Roethlisberger hit WR Mike Wallace with a franchise-record 95-yard TD pass down the right sideline. Down 14-0 the Cardinals began to move the ball and embarked on a lengthy drive that was aided by 3 defensive holding penalties by Pittsburgh. The 13-play, 80-yard drive ended with a 1-yard TD run by Alfonso Smith, who came on when Beanie Wells sprained his knee earlier in the drive. After Arizona cut the deficit in half, the Steelers quickly moved into position for a 41-yard Shaun Suisham FG as the first half expired and Pittsburgh led 17-7 at intermission.

On the Cardinals' first offensive series of the second half, Kolb bought time in the pocket and dumped it off to LaRod Stephens-Howling; the diminutive but speedy RB raced 73 yards around the right side for a TD that made it 17-14. The Steelers answered right back and Roethlisberger capped a 10-play, 80-yard drive with a 4-yard TD pass to WR Emmanuel Sanders. A holding penalty on the ensuing kickoff meant AZ started the next drive at its own 7. On the first play of the series, Kolb was pressured up the middle by LaMarr Woodley and though he got rid of the ball, was flagged for intentional grounding which resulted in a safety. Two more Suisham FGs in the fourth quarter made it 32-14. With 3:53 to play, Kolb hit Early Doucet with a 2-yard TD pass that provided the game's final points.

	1	2	3	4	OT	F
STEELERS	7	10	9	6	—	32
CARDINALS	0	7	7	6	—	20

Team	Qtr.	Time	Scoring Play	Drive	Score
Steelers	1	9:39	Miller 12-yard pass from Roethlisberger (Suisham kick)	5-31, 3:07	7-0
Steelers	2	8:09	Wallace 95-yard pass from Roethlisberger (Suisham kick)	1-91, 0:12	14-0
CARDS	**2**	**1:20**	**A. Smith 1-yard run (Feely kick)**	**13-80, 6:49**	**14-7**
Steelers	2	0:00	Suisham 41-yard FG	8-52, 1:20	17-7
CARDS	**3**	**9:26**	**Stephens-Howling 73-yard pass from Kolb (Feely kick)**	**6-89, 2:40**	**17-14**
Steelers	3	3:54	Sanders 4-yard pass from Roethlisberger (Suisham kick)	10-80, 5:25	24-14
Steelers	3	3:42	Intentional grounding in end zone for a safety	--	26-14
Steelers	4	11:30	Suisham 42-yard FG	13-51, 7:12	29-14
Steelers	4	6:46	Suisham 39-yard FG	7-19, 4:10	32-14
CARDS	**4**	**3:53**	**Doucet 2-yard pass from Kolb (pass failed)**	**11-71, 2:53**	**32-20**

STATISTICS

	PIT	AZ
First Downs	26	23
3rd Down Eff. (Pct)	6-12 (50)	3-8 (38)
Total Plays	69	55
Avg. Gain	6.4	6.0
Rushes-Yards	28-91	19-73
Net Passing Yards	354	257
Total Net Yards	445	330
Passing (A-C-I)	39-26-0	34-18-1
Sacked by Opp.	2-7	2-15
Punts-Average	3-39.3	4-47.8
Fumbles-Lost	0-0	0-0
Penalties	9-69	9-74
Time of Possession	35:47	24:13

Weather: Indoors

RUSHING
Steelers: Mendenhall 13-32; Redman 6-29; Moore 6-26; Miller 1-6; Roethlisberger 2-(-2).
CARDS: Wells 12-42; A. Smith 5-17, TD; Kolb 2-14.

PASSING
Steelers: Roethlisberger 26-39, 361 yds, 3 TD, 0 INT.
CARDS: Kolb 18-34, 272 yds, 2 TD, 1 INT.

RECEIVING
Steelers: A. Brown 7-102; Sanders 5-46, TD; Miller 4-59, TD; Wallace 3-118, TD; Ward 3-21; Redman 2-1; Brown 1-9; Mendenhall 1-5.
CARDS: Doucet 5-30, TD; Fitzgerald 4-78; Stephens-Howling 2-76, TD; Housler 2-28; Sampson 2-27; Sherman 1-15; King 1-10; Roberts 1-8.

INTERCEPTIONS
Steelers: Clark 1-10.
CARDS: None.

RAVENS 30, CARDINALS 27

OCTOBER 30, 2011
M&T BANK STADIUM – (71,022)

At Baltimore in week 8, the Cardinals jumped out to a 24-3 lead thanks to three touchdowns in a span of 4:36 in the second quarter. The Ravens then scored 24 unanswered to go up 27-24 early in the fourth but Arizona tied it with a FG midway through that final stanza. The Cards got the ball twice more but could not re-take the lead and a short game-winning FG as time expired completed the largest comeback in Ravens history. The loss was Arizona's 6th straight and dropped them to 1-6 on the season.

The Cards opened the scoring late in the first quarter when a 66-yard Kevin Kolb completion to Larry Fitzgerald set up a 32-yard Jay Feely FG. It was the longest pass play allowed all season by the Ravens #1 ranked defense. Baltimore answered on the next series by moving to the 2 but couldn't get in the end zone and a 26-yard FG by Billy Cundiff tied it. The next Ravens drive started at their own 9; LB O'Brien Schofield then sacked Joe Flacco forcing a fumble that DT Darnell Dockett recovered at the 2. RB Beanie Wells – who battled through a knee injury to rush 22 times for 83 yards – punched it in to take the lead. When Baltimore's next drive stalled, rookie Patrick Peterson took the ensuing punt 82 yards for his second punt return TD of the season. On the next play from scrimmage, Flacco's pass to WR Torrey Smith bounced off the rookie's hands to CB Richard Marshall who intercepted at the Ravens 25. Kolb then hit WR Early Doucet with a 10-yard scoring pass that made it 24-3 with 3:46 left in the half.

The Ravens began their comeback with a FG late in the first half and a TD on the opening drive of the second to make it 24-13. Late in the third quarter, they launched a 10-play, 80-yard drive that ended with Ray Rice's second 1-yard TD run of the quarter, narrowing the lead to 24-20. On Arizona's next snap, Kolb was hit by LB Terrell Suggs leading to a Jameel McClain INT that set Baltimore up at the AZ22 and Rice converted with a go-ahead TD early in the fourth. The Cards responded by moving to the Baltimore 27 on a 12-play drive and Feely's 45-yarder knotted the game at 27. The teams quickly traded punts on the next four series but with 0:52 left Baltimore took over at the AZ44. On the second play, Flacco found Smith with a 36-yard completion down the right sideline that set-up Cundiff's 25-yarder.

The contest was the first for Ravens WR Anquan Boldin against his former team and he responded with a game-high 145 yards on 7 receptions.

	1	2	3	4	OT	F
CARDINALS	3	21	0	3	—	27
RAVENS	0	6	14	10	—	30

Team	Qtr.	Time	Scoring Play	Drive	Score
CARDS	**1**	**3:56**	**Feely 32-yard FG**	**7-73, 3:19**	**3-0**
Ravens	2	12:26	Cundiff 26-yard FG	15-77, 6:30	3-3
CARDS	**2**	**8:22**	**Wells 1-yard run (Feely kick)**	**2-2, 0:36**	**10-3**
CARDS	**2**	**6:06**	**Peterson 82-yard punt return (Feely kick)**	**--**	**17-3**
CARDS	**2**	**3:46**	**Doucet 10-yard pass from Kolb (Feely kick)**	**4-25, 2:11**	**24-3**
Ravens	2	0:34	Cundiff 47-yard FG	13-51, 3:12	24-6
Ravens	3	12:13	Rice 1-yard run (Cundiff kick)	7-80, 2:47	24-13
Ravens	3	1:32	Rice 1-yard run (Cundiff kick)	10-88, 3:12	24-20
Ravens	4	14:55	Rice 3-yard run (Cundiff kick)	3-22, 1:22	24-27
CARDS	**4**	**8:55**	**Feely 45-yard FG**	**12-53, 6:00**	**27-27**
Ravens	4	0:00	Cundiff 25-yard FG	5-37, 0:52	27-30

STATISTICS

	AZ	BAL
First Downs	17	30
3rd Down Eff. (Pct)	2-11 (18)	4-11 (36)
Total Plays	57	80
Avg. Gain	3.6	5.1
Rushes-Yards	30-109	26-107
Net Passing Yards	98	298
Total Net Yards	207	405
Passing (A-C-I)	21-10-1	51-31-1
Sacked by Opp.	6-55	3-38
Punts-Average	6-40.0	5-43.8
Fumbles-Lost	1-0	2-1
Penalties	12-92	11-99
Time of Possession	30:18	29:42

Weather: Clear & sunny, temp 48 degrees, 49% humidity, wind NW 9 mph.

RUSHING

CARDS: Wells 22-83, TD ; Stephens-Howling 5-17; Kolb 1-5; C. Taylor 1-3; A. Smith 1-1.
Ravens: Rice 18-63, 3 TD; R. Williams 4-29; Flacco 4-15.

PASSING

CARDS: Kolb 10-21, 153 yds, 1 TD, 1 INT.
Ravens: Flacco 31-51, 336 yds, 0 TD, 1 INT.

RECEIVING

CARDS: Fitzgerald 3-98; King 3-29; Doucet 2-20, TD; Housler 1-3; Taylor 1-3.
Ravens: Boldin 7-145; Rice 7-36; Dickson 6-46; Pitta 6-44; T. Smith 3-57; R. Williams 2-8.

INTERCEPTIONS

CARDS: R. Marshall 1-1.
Ravens: McClain 1-8.

CARDINALS 19, RAMS 13 (OT)

NOVEMBER 6, 2011
UNIV. OF PHOENIX STADIUM – (60,628)

In a strange game with a dramatic finish, the Cardinals snapped a 6-game losing streak with an overtime victory over the Rams. Arizona held St. Louis to just 13 points via three Josh Brown FGs and a pair of 3rd quarter safeties but trailed 13-6 late in the 4th quarter. However QB John Skelton – who started in place of Kevin Kolb (toe/foot) – engineered the game's only TD drive to tie it with 4:51 remaining. The Rams would move into position for a 42-yard game-winning FG try on the final play of regulation but 6-8 DE Calais Campbell burst through the middle to force overtime with his 4th career FG block. The Cards D stopped the Rams on the opening series of OT and return man Patrick Peterson fielded the ensuing punt at the AZ1; from there the electrifying rookie eluded a series of Rams before finding himself in the clear down the right sideline for the game-winning score. It was the second-longest punt return in NFL history and the 2nd ever OT punt return score. It was also Peterson's third punt return TD of the season making him the first player in NFL history to accomplish that in his first 8 games.

In the 1st quarter, it was a 22-yard Peterson punt return and 15-yard personal foul that set-up the Cards at the Ram 37; that led to a 27-yard Jay Feely FG and early 3-0 lead. Led by QB Sam Bradford, who returned to the lineup after missing the previous 2 games with an ankle injury, the Rams evened the score on their next drive with Josh Brown's 48-yard FG. Later in the quarter, Bradford went deep on a flea flicker to Brandon Lloyd but Peterson matched the WR step for step and outleapt him for the INT. However, the Rams added FGs on their next two drives to take a 9-3 halftime lead. After 2 quarters, St. Louis led 189-58 in total yards and by more than 10 minutes in time of possession.

The Cards opened the 2nd half with a field goal drive that made it 9-6 but their next two drives did not end well. The first started at their own 2 and on the 2nd play, Skelton was sacked in the end zone by James Hall for a safety. After a Rams punt pinned them at their 9, Skelton was called for intentional grounding in the end zone for another safety and the Rams led 13-6. Midway through the 4th, the Cards needed a TD to tie it and did just that with 9-play, 84-yard drive. It was aided by a pair of 14-yard scrambles by Skelton and ended on a 13-yard TD pass from Skelton to Larry Fitzgerald. The next drive saw the Rams move to the AZ33 when the Cards stopped Steven Jackson for no gain on 3rd-n-1. Instead of trying a 50-yard FG, St. Louis opted to go for it on 4th-n-1 and the Cards stopped Jackson again. With under a minute to play in the tie game, the Rams were again driving and faced a 3rd-n-6 from the AZ37 with 0:15 left. Bradford's pass to Lloyd fell incomplete but Peterson was flagged for pass interference. Two plays later St. Louis lined up for the 42-yard game-winning try that Campbell would block. The Rams won the OT coin toss and moved from their 27 to 45 before AZ forced the punt that led to Peterson's historic return.

	1	2	3	4	OT	F
RAMS	3	6	4	0	0	13
CARDINALS	3	0	3	7	6	19

Team	Qtr.	Time	Scoring Play	Drive	Score
CARDS	**1**	**10:51**	**Feely 27-yard FG**	**7-28, 2:39**	**0-3**
Rams	1	4:38	J. Brown 48-yard FG	10-55, 6:13	3-3
Rams	2	7:04	J. Brown 37-yard FG	11-50, 6:11	6-3
Rams	2	0:00	J. Brown 41-yard FG	10-57, 3:26	9-3
CARDS	**3**	**10:30**	**Feely 38-yard FG**	**9-58, 4:30**	**9-6**
Rams	3	7:24	Skelton sacked in EZ for safety	--	11-6
Rams	3	3:31	Intentional grounding in EZ for safety	--	13-6
CARDS	**4**	**4:51**	**Fitzgerald 13-yard pass from Skelton (Feely kick)**	**9-84, 3:43**	**13-13**
CARDS	**OT**	**13:03**	**Peterson 99-yard punt return**	**--**	**13-19**

STATISTICS

	STL	AZ
First Downs	23	16
3rd Down Eff. (Pct)	3-14 (21)	2-10 (20)
Total Plays	75	55
Avg. Gain	5.1	4.8
Rushes-Yards	35-150	17-70
Net Passing Yards	233	192
Total Net Yards	383	262
Passing (A-C-I)	36-23-1	35-20-0
Sacked by Opp.	4-22	3-30
Punts-Average	7-50.3	6-46.3
Fumbles-Lost	0-0	2-0
Penalties	9-71	6-45
Time of Possession	36:58	24:59

Weather: Clear & sunny, temp 64 degrees, 34% humidity, wind SE 5 mph.

RUSHING

Rams: Jackson 29-130; Williams 3-17; Bradford 1-2; Miller 2-1.
CARDS: Skelton 4-38; Wells 10-20; Taylor 2-8; Stephens-Howling 1-4.

PASSING

Rams: Bradford 23-36, 255 yds, 0 TD, 1 INT.
CARDS: Skelton 20-35, 222 yds, 1 TD, 0 INT.

RECEIVING

Rams: Salas 7-59; Lloyd 5-80; Gibson 5-54; Pettis 4-43; Jackson 1-12; Kendricks 1-7.
CARDS: Doucet 6-78; Roberts 5-55; Fitzgerald 4-43, TD; Dray 2-25; Wells 2-13; Taylor 1-8.

INTERCEPTIONS

Rams: None.
CARDS: Peterson 1-0.

CARDINALS 21, EAGLES 17

NOVEMBER 13, 2011
LINCOLN FINANCIAL FIELD – (69,144)

The Cardinals opened the season's 2nd half in Philly against a talented Eagles team and looking to end an 11-game road skid. For the 2nd straight week, John Skelton started at QB in place of the injured Kevin Kolb (toe/foot) and while he made a couple mistakes that cost the Cards, he made up for it with several key plays. Many of those involved all-pro WR Larry Fitzgerald, who finished with 7 catches for 146 yards and a pair of TDs as well as an incredible grab to set-up the game-winning score. The Eagles own star WR DeSean Jackson was inactive after missing a team meeting Saturday. While the AZ offense ultimately won the game late, it was the Cards defense that was strong throughout vs. a Philly team that ranked #1 on the ground and 3rd overall. They harassed Michael Vick into one of his worst outings and also largely contained dangerous RB LeSean McCoy. Both teams moved to 3-6 following Arizona's comeback win.

Twice in the first quarter, AZ marched into scoring position but came away without points after Jay Feely missed on FG tries of 35 and 43 yards. Fortunately the defense stepped up, stopping the Eagles on a 4th-n-2 play from the AZ38 on their first series and forcing punts on the next 4. The Eagles D made its own big play to open the scoring when CB Asante Samuel stepped in front of a Skelton pass intended for Fitzgerald and returned it 20 yards for a TD. Skelton then showed his grit by leading a 10-play, 80-yard drive on the next series and capped it with a 10-yard scoring pass to Fitzgerald that tied the game at 7. Late in the half, the Eagles were marching and SS Adrian Wilson appeared to end the threat with an INT in the end zone but the pick was wiped away by a defensive holding penalty. Three plays later, McCoy scored from a yard out to make it 14-7 at intermission.

Late in the scoreless 3rd quarter, the Eagles reached the AZ13 but Calais Campbell INT'd a Vick pass at the line of scrimmage. When the 4th quarter started, the Cards trailed by 7 but were on the move. The drive appeared to end with an incompletion on 3rd-n-10 near midfield but CB Nnamdi Asomugha was offside and the Cards converted on the next snap. Three plays later a Skelton pass was deflected by CB Joselio Hanson right to Fitzgerald for a 7-yard TD, his 2nd of the day and 70th of his career, passing Roy Green for the all-time franchise lead. On the ensuing Philly drive, Richard Marshall appeared to make a diving INT but the call was reversed after an Eagles challenge. The Cards would get the ball back on a punt but on 3rd-n-7 at the AZ17, Asomugha INT'd an overthrown Skelton pass to set the Eagles up the AZ 26. However, the Cardinals defense answered again by forcing a 36-yard FG that made it 17-14 with 5:06 to play. The AZ offense started the next drive at its own 13 and soon faced a 4th-n-2 at the AZ 32 with 3:10 left. They converted when Skelton lofted a pass to LaRod Stephens-Howling out of the backfield and the RB raced 30 yards to the PHI38. After a pair of incompletions, Skelton lofted it downfield on 3rd-n-10 and Fitzgerald made an amazing over-the-head diving catch at the 1 for a 37-yard gain. Two plays later on 3rd-n-goal from the 5, Skelton found WR Early Doucet on a screen pass for the game-winner. About a minute later, CB A.J. Jefferson sealed the game with an INT of Vick.

	1	2	3	4	OT	F
CARDINALS	0	7	0	14	—	21
EAGLES	0	14	0	3	—	17

Team	Qtr.	Time	Scoring Play	Drive	Score
Eagles	2	9:35	Samuel 20-yard INT return (Henery kick)	--	0-7
CARDS	**2**	**4:48**	**Fitzgerald 10-yard pass from Skelton (Feely kick)**	**10-84, 4:47**	**7-7**
Eagles	2	0:17	McCoy 1-yard run (Henery kick)	10-70, 4:31	7-14
CARDS	**4**	**9:18**	**Fitzgerald 7-yard pass from Skelton (Feely kick)**	**8-89, 4:00**	**14-14**
Eagles	4	5:06	Henery 36-yard FG	4-8, 1:53	14-17
CARDS	**4**	**1:53**	**Doucet 5-yard pass from Skelton (Feely kick)**	**11-87, 3:13**	**21-17**

STATISTICS

	AZ	PHI
First Downs	23	15
3rd Down Eff. (Pct)	6-16 (38)	3-15 (20)
Total Plays	29	24
Avg. Gain	5.1	4.8
Rushes-Yards	29-88	24-166
Net Passing Yards	282	123
Total Net Yards	370	289
Passing (A-C-I)	40-21-2	34-16-2
Sacked by Opp.	4-33	2-5
Punts-Average	6-46.3	8-42.8
Fumbles-Lost	0-0	0-0
Penalties	7-66	11-97
Time of Possession	31:42	28:18

Weather: Clear & sunny, temp 60 degrees, 40% humidity, wind SSW 15 mph.

RUSHING
CARDS: Wells 23-62; Skelton 4-15; Roberts 1-12; Stephens-Howling 1-(-1).
Eagles: McCoy 14-81, TD; Vick 8-79; R. Brown 1-4; Lewis 1-2.

PASSING
CARDS: Skelton 21-40, 315 yds, 3 TD, 2 INT.
Eagles: Vick 16-34, 128 yds, 0 TD, 2 INT.

RECEIVING
CARDS: Fitzgerald 7-146, 2 TD; Roberts 4-55; King 4-26; Stephens-Howling 2-39; Doucet 2-24, TD; Taylor 1-17; Stuckey 1-8.
Eagles: S. Smith 5-47; Celek 4-53; McCoy 3-12; Maclin 2-6; Schmitt 1-8; Avant 1-8.

INTERCEPTIONS
CARDS: Campbell 1-0; Jefferson 1-0.
Eagles: Samuel 1-20, TD; Asomugha 1-4.

49ERS 23, CARDINALS 7

NOVEMBER 20, 2011
CANDLESTICK PARK – (69,732)

The Cardinals (3-6) took a 2-game winning streak into San Fran for a showdown against the 8-1 Niners on an ugly and mostly rainy day at Candlestick. A strong defensive effort allowed Arizona to keep the game close by limiting the 49ers to 3 first half field goals but the Cardinals offense struggled all afternoon to find any type of rhythm. QB John Skelton started his 3rd straight game in place of Kevin Kolb (toe/foot) but completed just 6-19 passes with 3 INTs before being replaced by Rich Bartel early in the 4th quarter. The 49ers scored a pair of TDs within a 3-minute span in the 3rd quarter to break the game open on their way to a 23-7 victory and eighth consecutive win. The 49ers held large advantages in all statistical categories but Arizona was particularly hurt by its five turnovers (3 INT, 2 fumbles).

On their opening drive of the game, the 49ers reached the AZ28 but came away pointless when DE Calais Campbell blocked David Akers' 48-yard FG try; it was Campbell's 3rd FG block of the season and 5th of his career. On the 2nd play of the ensuing AZ drive, LB Patrick Willis picked off Skelton's pass intended for Andre Roberts to set up San Fran at the AZ38 but the Cards defense forced a 3-n-out and Akers missed wide right from 49 yards. Akers did put SF up 3-0 on its next series with a 22-yard FG to cap a 9-play, 59-yard drive. On the next snap from scrimmage, Beanie Wells turned it over at the AZ26 after the 49ers successfully challenged it as a fumble and not down by contact. The Cardinals again held SF to a FG, this time from 43 yards away that made it 6-0. After another Arizona 3-n-out, San Fran reached the AZ12 and lined up for another FG but Patrick Peterson blocked Akers' 30-yard attempt to keep the score at 6-0. It marked the first time since 1972 the Cards had two blocked FGs in a game. It made the Niners 2-5 on FGs after entering the game 23-25 for the season; Akers had also made 15 straight. Just before halftime, the Niners converted a 4th-n-2 from the AZ31 leading to a 29-yard FG that made it 9-0.

San Fran opened the 2nd half with a long drive (13-85) and found the end zone for the first time when Alex Smith hit WR Kyle Williams with an 8-yard TD pass. On Arizona's second offensive play of the 3rd quarter, Skelton went deep down the middle but was INT'd by S Donte Whitner who returned the pick 48 yards to the AZ37. That led 4 plays later to an 18-yard Smith TD pass to TE Vernon Davis. Down 23-0, the Cards marched to the SF26 before Skelton was picked off by CB Dashon Goldson to kill the drive. A 3-n-out led to a 49ers punt but Peterson fumbled on the return giving it back to SF at the AZ31. They reached the 6 before LB Daryl Washington picked off Smith in the end zone. The game's only remaining score came midway through the 4th when Bartel found Larry Fitzgerald with a 23-yard TD pass, the first of the QB's career. Earlier in the day, Fitzgerald eclipsed 9,000 career receiving yards and at 28 years, 81 days became the 2nd youngest player in NFL history to reach the milestone (Randy Moss: 27 years, 310 days).

	1	2	3	4	OT	F
CARDINALS	0	0	0	7	—	7
NINERS	6	3	14	0	—	23

Team	Qtr.	Time	Scoring Play	Drive	Score
Niners	1	3:10	Akers 22-yard FG	9-59, 3:48	0-3
Niners	1	2:06	Akers 43-yard FG	4-1, 0:59	0-6
Niners	2	0:56	Akers 29-yard FG	13-75, 6:06	0-9
Niners	3	7:12	K. Williams 8-yard pass from A. Smith (Akers kick)	13-84, 7:48	0-17
Niners	3	4:14	V. Davis 18-yard pass from A. Smith (Akers kick)	4-37, 1:53	0-23
CARDS	**4**	**8:38**	**Fitzgerald 23-yard pass from Bartel (Feely kick)**	**6-84, 2:36**	**7-23**

STATISTICS

	AZ	SF
First Downs	11	25
3rd Down Eff. (Pct)	1-9 (11)	8-21 (38)
Total Plays	48	87
Avg. Gain	4.8	5.0
Rushes-Yards	11-80	49-164
Net Passing Yards	149	267
Total Net Yards	229	431
Passing (A-C-I)	35-14-3	38-20-0
Sacked by Opp.	2-14	0-0
Punts-Average	6-46.5	3-45.3
Fumbles-Lost	3-2	0-0
Penalties	6-75	7-87
Time of Possession	15:44	44:16

Weather: Cloudy & rainy, temp 55 degrees, 72% humidity, wind SE 15 mph.

RUSHING
CARDS: Taylor 1-34; Wells 8-33; Bartel 1-9; Stephens-Howling 1-4.
49ers: Gore 24-88; Dixon 7-32; Hunter 11-27; A. Smith 7-17.

PASSING
CARDS: Skelton 6-19, 99 yds, 0 TD, 3 INT; Bartel 8-16, 64 yds, 1 TD, 0 INT.
49ers: A. Smith 20-38, 267 yds, 2 TD, 1 INT.

RECEIVING
CARDS: Doucet 6-50; Roberts 3-52; Fitzgerald 3-41, TD; Maui'a 1-12; Sampson 1-9.
49ers: Crabtree 7-120; V. Davis 5-67, TD; K. Williams 5-54, TD; Hunter 1-15; Gore 1-6; B. Miller 1-5.

INTERCEPTIONS
CARDS: Washington 1-0.
49ers: Whitner 1-48; Willis 1-10; Goldson 1-0.

CARDINALS 23, RAMS 20

NOVEMBER 27, 2011
EDWARD JONES DOME – (56,029)

The Cardinals won for the 3rd time in 4 games and improved to 4-7 for the season with a record-setting effort. RB Beanie Wells, who had been battling a knee injury in recent weeks, rushed for a franchise-record 228 yards including career-best runs of 53 and 71 yards. Rookie Patrick Peterson tied the NFL single-season record for punt return TDs with his 80-yarder in the 3rd quarter; three other players had done it previously but none had 4 TDs cover 80+ yards like Peterson. Rookie LB Sam Acho came up big defensively as he recorded two pivotal sacks, forced two fumbles and recovered another. The victory was Arizona's 7th straight win in St. Louis, the longest such road win streak in franchise history.

The Rams opened the scoring with an 88-yard punt return TD from Nick Miller, who joined the team on Thursday. John Skelton again started at QB in place of Kevin Kolb (toe/foot) and on the 3rd play of the next drive overthrew Larry Fitzgerald leading to a Rod Hood INT. St. Louis took over at the AZ31 and advanced to the 16 but Acho sacked Sam Bradford forcing a fumble that Paris Lenon recovered to end the threat. Late in the 1st quarter, Wells raced 71 yards from the AZ18 to the STL11 leading to a Jay Feely FG. There was no further first half scoring until the final minute when a 20-yard Bradford to Brandon Lloyd pass took it the AZ3. A false start penalty plus another Acho sack backed the Rams up to 17 forcing them to settle for a Josh Brown FG that made it 10-3 at intermission.

On the opening drive of the 3rd quarter, a series of Wells runs preceded a 41-yard Skelton to Fitzgerald pass and set up another short Feely FG. On the next Rams possession Acho forced a fumble by TE Lance Kendricks and recovered it himself at the STL28. Facing a 3rd-n-13 at the 31, Skelton scrambled and dove for the first down to extend a drive that ended with Wells' 7-yard TD run. Up 13-10, the Cards defense forced a three-n-out on the next drive when the Rams opted to punt rather than go for it on 4th-n-inches from their own 30. Peterson fielded the Donnie Jones punt at the 20 and raced untouched up the middle of the field for his NFL-record tying TD. The Rams trailed 20-10 to start the 4th but would not go away. A 48-yard Brown FG made it 20-13. On the next play, Skelton was hit while passing and LB James Laurinitis picked it off at the AZ37. The Rams could not capitalize as Brown's 50-yard FG try was wide right. With 9:00 left, the Rams came up with another takeaway at the AZ44 on a fumble by Wells, who exited the game after awkwardly twisting and aggravating his injured right knee on the play. Three snaps later Bradford hit WR Brandon Lloyd with a 16-yard game-tying TD. After sitting out the first few plays of the next drive, Wells returned to rip off a 53-yard run to the STL9 and Feely's 22-yarder put AZ up 3 with 4:09 to play. After the Cards defense sent the Rams three-n-out, the offense took over at its own 26 with 3:16 left. Two key 3rd-n-4 conversions by LaRod Stephens-Howling allowed AZ to run out the clock.

	1	2	3	4	OT	F
CARDINALS	3	0	17	3	—	23
RAMS	7	3	0	10	—	20

Team	Qtr.	Time	Scoring Play	Drive	Score
Rams	1	9:15	Miller 88-yard punt return (Brown kick)	--	0-7
CARDS	**1**	**0:36**	**Feely 29-yard FG**	**6-70, 2:19**	**3-7**
Rams	2	0:03	Brown 35-yard FG	11-63, 3:49	3-10
CARDS	**3**	**9:13**	**Feely 37-yard FG**	**8-61, 5:22**	**6-10**
CARDS	**3**	**5:54**	**Wells 7-yard run (Feely kick)**	**6-28, 2:49**	**13-10**
CARDS	**3**	**2:56**	**Peterson 80-yard punt return (Feely kick)**	**--**	**20-10**
Rams	4	14:49	Brown 48-yard FG	8-49, 3:07	20-13
Rams	4	7:46	Lloyd 16-yard pass from Bradford (Brown kick)	3-43, 1:25	20-20
CARDS	**4**	**4:09**	**Feely 22-yard FG**	**8-71, 3:37**	**23-20**

STATISTICS

	AZ	STL
First Downs	16	12
3rd Down Eff. (Pct)	4-12 (33)	3-13 (23)
Total Plays	64	56
Avg. Gain	5.8	4.9
Rushes-Yards	38-268	22-86
Net Passing Yards	106	86
Total Net Yards	374	272
Passing (A-C-I)	23-12-2	32-17-0
Sacked by Opp.	3-8	2-17
Punts-Average	5-46.0	7-47.0
Fumbles-Lost	2-1	2-2
Penalties	4-30	8-49
Time of Possession	33:59	26:01

Weather: Indoors

RUSHING

CARDS: Wells 27-228, TD; Skelton 3-18; A. Smith 3-12; Stephens-Howling 2-9; Taylor 2-1; Peterson 1-0.
Rams: Jackson 17-64; Norwood 5-22.

PASSING

CARDS: Skelton 12-23, 114 yds, 0 TD, 2 INT.
Rams: Bradford 17-31, 203 yds, 1 TD, 0 INT; B. Lloyd 0-1, 0 yds, 0 TD, 0 INT.

RECEIVING

CARDS: Fitzgerald 3-55; King 2-17; Roberts 2-14; Taylor 2-(-4); Doucet 1-14; Stephens-Howling 1-14; Sherman 1-4.
Rams: Lloyd 5-74, TD; Pettis 3-45; Kendricks 3-37; Jackson 3-14; Gibson 2-30; Spach 1-3.

INTERCEPTIONS

CARDS: None.
Rams: Hood 1-27; Laurinitis 1-0.

CARDINALS 19, COWBOYS 13 (OT)

DECEMBER 4, 2011
UNIV. OF PHOENIX STADIUM – (62,180)

The Cowboys came to AZ with a 4-game win streak and a 7-4 record that had them all alone atop the NFC East. But for the 3rd time in 4 years they left University of Phoenix Stadium in defeat thanks to a Cardinals score on the game's final play. This time it was a 52-yard catch-and-run by LaRod Stephens-Howling that won it on the first possession of OT after Dallas missed a 49-yard game-winning FG try at the end of regulation. An outstanding defensive effort kept the game close throughout and limited the Cowboys to 75 rushing yards on 20 carries while posting a season-high 5 sacks of Tony Romo. Punter Dave Zastudil was also key, averaging 50.1 yards on his 7 punts with 5 over 50. AZ had just 49 total yards of offense in the 1st half but was much more productive in the 2nd half. QB Kevin Kolb returned to the lineup after a 4-game absence (toe/foot) and looked sharp while WR Andre Roberts had 6 pivotal catches for 111 yards.

Cowboys rookie K Dan Bailey entered the game with just one missed FG on the season and had made 26 in a row but was wide left from 53 yards out on Dallas' first drive. From there, the Cards had back-to-back 15-yard plays - a pass to Roberts & run by Stephens-Howling - to set up a 48-yard Jay Feely FG. With 5:50 to go in the 1st half, Bailey ricocheted a 50-yarder off the left upright to tie the game. The next Dallas drive started at the AZ33 following a Dez Bryant punt return. A completion to TE Jason Witten picked up 28 and Romo finished the drive with a 5-yard TD to Bryant. Throughout the 1st half, Dallas had an average drive start of its own 40 compared to the Cardinals who started at their own 17.

Arizona opened the 2nd half strong as Kolb completed passes of 14 & 18 yards to Larry Fitzgerald before scrambling 17 yards to the Dallas 5. A false start on 4th-n-goal at the 1 backed them into a 23-yard FG that made it 10-6. Dallas responded with a 13-play, 65-yard drive that produced another Bailey FG. The Cards tied it on the next series with a 79-yard TD drive. The biggest play was a 40-yard pass from Kolb to Roberts that took it to the Dallas 33 and led to Beanie Wells' 4-yard TD. With 3:00 left, Bryant returned a punt deep into AZ territory but it was wiped out by a block in the back penalty. Instead they started at their own 32 with 2:54 left. With about 30 seconds to go, Romo completed a 15-yard pass to Bryant on 3rd-n-11 to take it to the AZ31. Instead of using one of their two remaining timeouts, the Cowboys spiked it with 0:07 left and lined up for a 49-yard FG. Bailey's attempt was right down the middle but Dallas called timeout just before the try. He was then short & left on the re-kick to send the game to overtime. The Cards won the toss and started at their own 20. Two completions to Roberts picked up 20 and he also drew a pass interference to pick-up a key first down on 2nd-n-19. On 1st-n-15 at the AZ 48, Kolb eluded a blitzing Cowboy, stepped to his right and tossed a short screen pass to Stephens-Howling out of the backfield, who then zig-zagged 52 yards down the right sideline and into the end zone.

	1	2	3	4	OT	F
COWBOYS	0	10	3	0	0	13
CARDINALS	3	0	3	7	6	19

Team	Qtr.	Time	Scoring Play	Drive	Score
CARDS	**1**	**4:13**	**Feely 48-yard FG**	**6-27, 3:03**	**0-3**
Cowboys	2	5:50	Bailey 50-yard FG	8-30, 3:51	3-3
Cowboys	2	3:09	Bryant 5-yard pass from Romo (Bailey kick)	3-33, 0:57	10-3
CARDS	**3**	**8:18**	**Feely 23-yard FG**	**12-74, 6:42**	**10-6**
Cowboys	3	0:34	Bailey 37-yard FG	13-65, 7:44	13-6
CARDS	**4**	**13:08**	**Wells 4-yard run (Feely kick)**	**6-79, 2:26**	**13-13**
CARDS	**OT**	**11:43**	**Stephens-Howling 52-yard pass from Kolb**	**5-80, 3:17**	**13-19**

STATISTICS

	DAL	AZ
First Downs	20	16
3rd Down Eff. (Pct)	4-12 (33)	4-13 (31)
Total Plays	67	55
Avg. Gain	5.0	5.9
Rushes-Yards	20-75	25-103
Net Passing Yards	261	224
Total Net Yards	336	327
Passing (A-C-I)	42-28-0	25-16-0
Sacked by Opp.	5-38	5-23
Punts-Average	5-38.2	7-50.1
Fumbles-Lost	2-0	0-0
Penalties	7-49	6-41
Time of Possession	33:42	29:35

Weather: Sunny & clear, temp 53 degrees, 43% humidity, wind SW 5 mph.

RUSHING

Cowboys: Murray 12-38; F. Jones 6-36; Romo 2-1.
CARDS: Wells 20-67, TD; Kolb 2-16; Stephens-Howling 2-16.

PASSING

Cowboys: Romo 28-42, 299 yds, 1 TD, 0 INT.
CARDS: Kolb 16-25, 247 yds, 1 TD, 0 INT.

RECEIVING

Cowboys: Bryant 8-86, TD; Witten 5-47; Robinson 4-72; Phillips 4-22; Ogletree 3-25; Holley 2-31; Chapas 1-9; Jones 1-7.
CARDS: Roberts 6-111; Fitzgerald 4-55; Housler 2-23; Doucet 2-0; Stephens-Howling 1-52, TD; Wells 1-1.

INTERCEPTIONS

Cowboys: None.
CARDS: None.

CARDINALS 21, 49ERS 19

DECEMBER 11, 2011
UNIV. OF PHOENIX STADIUM – (60,808)

The 10-2 Niners came to AZ as division champs fighting to hold onto a #2 playoff seed and riding a 5-game win streak against the Cardinals. Arizona entered the game at 5-7 after winning 4 of its last 5, but lost QB Kevin Kolb with a head injury on its first series. But thanks to another superb effort from the defense, a handful of big plays from the John Skelton-led offense, and an incredible performance from Larry Fitzgerald, the Cardinals scored a huge win to keep their playoff hopes alive.

On Arizona's first drive, Kolb took a knee to the head from LB Ahmad Brooks and Skelton went the rest of the way. Three times in the first half, San Fran had the ball within the AZ6 but the Cards D held them to a FG on each. David Akers' 46-yarder provided the 1st quarter's only points but a 52-yard Ted Ginn punt return set SF up at the AZ4 to start the 2nd. The defense did not allow a yard and Akers' 22-yarder made it 6-0. Later in the quarter, the 49ers lined up for a long FG but ran a successful fake that appeared to be headed for a TD before whistled dead. Just before the snap, Ken Whisenhunt threw the flag to challenge the previous play. A replay equipment malfunction prevented a review and when play resumed Akers was wide right from 50, his first miss of the year in 6 tries from 50+. On the next snap, Skelton hit Early Doucet across the middle and, aided by a key downfield block from Fitzgerald, he took it the distance for a 60-yard TD that put AZ up 7-6. The next SF series reached the AZ 6 thanks largely to a 32-yard Vernon Davis catch but the 49ers again settled for a short Akers FG. On the next drive, Skelton's pass went off Andre Roberts' hands to Dashon Goldson who returned the INT down the sideline but was caught from behind at the 16 by Fitzgerald on a TD-saving tackle. The drive reached the 4 but Akers' 22-yard FG made it 12-7 at the half.

After penalties & a sack cost the Cards field position to open the 2nd half, the 49ers took over at the AZ37 following a punt. On 1st down, Frank Gore ran 37 yards for a TD that made it 19-7. Badly needing a score the Cards advanced to the SF46 when Skelton fired across the middle to Fitzgerald who outlept Goldson to snare the ball before spinning away and racing for a TD that cut the 49er lead to 5. On the first play of the 4th quarter, Skelton and Fitzgerald connected again, this time on a 53-yarder to the SF20. Four plays later, Skelton hit Roberts on a 3-yard slant to put AZ up 21-19 with 11:50 to go. The Cards defense would make the lead hold up. In all, 5 different players recorded sacks and the Niners ran just one 2nd half play from AZ territory. The final stop came after SF moved to its own 41 with 2:14 to go. On 3rd-n-1, Calais Campbell knocked down Smith's pass at the line. On 4th down, Smith scrambled across the field and back before throwing an incomplete pass. Fitzgerald's 149-yard effort allowed him to eclipse 1,000 yards for the 6th time in 8 seasons and Whisenunt's 42nd win tied him with Don Coryell for most in team history.

	1	2	3	4	OT	F
49ERS	3	9	7	0	—	19
CARDINALS	0	7	7	7	—	21

Team	Qtr.	Time	Scoring Play	Drive	Score
49ers	1	4:39	Akers 46-yard FG	11-15, 5:16	3-0
49ers	2	14:02	Akers 22-yard FG	4-(-1), 0:58	6-0
CARDS	**2**	**7:10**	**Doucet 60-yard pass from Skelton (Feely kick)**	**1-60, 0:11**	**6-7**
49ers	2	1:58	Akers 27-yard FG	10-69, 5:12	9-7
49ers	2	0:00	Akers 22-yard FG	6-12, 1:10	12-7
49ers	3	12:24	Gore 37-yard run (Akers kick)	1-37, 0:09	19-7
CARDS	**3**	**9:04**	**Fitzgerald 46-yard pass from Skelton (Feely kick)**	**6-80, 3:20**	**19-14**
CARDS	**4**	**11:50**	**Roberts 3-yard pass from Skelton (Feely kick)**	**6-78, 3:26**	**19-21**

STATISTICS

	SF	AZ
First Downs	12	12
3rd Down Eff. (Pct)	3-17 (18)	3-14 (21)
Total Plays	63	54
Avg. Gain	3.7	6.0
Rushes-Yards	21-90	23-55
Net Passing Yards	143	270
Total Net Yards	233	325
Passing (A-C-I)	37-18-0	29-20-2
Sacked by Opp.	5-32	2-14
Punts-Average	7-53.1	7-46.6
Fumbles-Lost	0-0	2-1
Penalties	5-35	4-45
Time of Possession	30:56	29:04

Weather: Sunny & clear, temp 66 degrees, 27% humidity, wind ESE 8 mph.

RUSHING

49ers: Gore 10-72, TD; Hunter 8-20; K. Williams 1-7; A. Smith 1-(-3); Walker 1-(-6).
CARDS: Wells 15-27; Skelton 6-25; Stephens-Howling 2-3.

PASSING

49ers: A. Smith 18-37, 175 yds, 0 TD, 0 INT.
CARDS: Skelton 19-28, 282 yds, 3 TD, 2 INT; Kolb 1-1, 2 yds, 0 TD, 0 INT.

RECEIVING

49ers: Crabtree 7-63; K. Williams 4-42; Hunter 2-19; Ginn 2-14; B. Miller 2-5; V. Davis 1-32.
CARDS: Fitzgerald 7-149, TD; Doucet 3-73, TD; King 3-16; Stephens-Howling 2-22; Taylor 2-13; Roberts 2-8, TD; Wells 1-3.

INTERCEPTIONS

49ers: Goldson 1-17; T. Brown 1-(-1).
CARDS: None.

CARDINALS 20, BROWNS 17 (OT)

DECEMBER 18, 2011
UNIV. OF PHOENIX STADIUM – (60,443)

Continuing their penchant for dramatic comebacks, the Cardinals pulled out another thriller with a 20-17 overtime win over Cleveland that kept their playoff hopes alive. With it they improved to 7-7, won for the 6th time in 7 weeks and for the first time since 1999, won four straight in a regular season. The Cards became the 9th team in NFL history with three OT wins in a season, and just the 2nd (1995 Chiefs) with three at home. Ken Whisenhunt passed Don Coryell for most wins in franchise history (43).

Each team's starting QB sat out due to concussions suffered in the previous game so Arizona's John Skelton (for Kevin Kolb) and Cleveland's Seneca Wallace (for Colt McCoy) filled in and both played well. On the game's opening drive, the Browns moved 76 yards in 7 plays; RB Peyton Hillis was 5-35 rushing and capped the drive with a 1-yard TD run. Also key was a 28-yard Wallace pass to WR Mohamed Massaquoi to the AZ 4. Early in the 2nd, Phil Dawson's 44-yard FG made it 10-0. With 1:49 left in the first half, AZ took over at its own 35 and went to its hurry-up offense. Three completions to TE Todd Heap - who had his best outing as a Cardinal with a game-high 7 catches for 69 yards - set-up a 9-yard TD pass from Skelton to Andre Roberts with :19 left and made it 10-7 Cleveland at intermission.

The 3rd quarter was scoreless until the Browns faced a 3rd-n-8 from their own 24 with just over 3:00 to go. Wallace eluded blitzing CB Michael Adams before firing to Greg Little just across midfield and the WR raced down the sideline for a 76-yard TD. The Cards responded on the next drive by moving to the Cleveland 26 but Skelton's pass bounced off Early Doucet and was INT'd by DB Buster Skrine. After forcing a punt, AZ took over at its own 13 early in the 4th and Skelton completions to Fitzgerald (18), Roberts (12) and Doucet (20) aided the 11-play, 87 yard drive that ended with Beanie Wells' 1-yard TD run. Leading by 3 with 8:27 to go, the Browns took over at their own 19 after the ensuing kickoff. On 1st down, Hillis was stuffed for minus-1; on 2nd down LB O'Brien Schofield notched the first sack of the day on Wallace (minus-5); on 3rd down Schofield sacked him again and the ball came loose. Officials originally ruled down by contact but an AZ challenge reversed to a fumble and Cardinal recovery at the 5. In three plays, the Cards went backwards and had to settle for Feely's game-tying 33-yard FG. Each team would get the ball twice more in regulation but neither could move into position for a score. Cleveland won the OT coin toss and took over at its own 20 to start. After one first down, they could not convert on 3rd-n-6 from their 34. After Cleveland kicked away from him most of the day, dangerous returner Patrick Peterson fielded Brad Maynard's OT punt at the AZ28 and returned it 32 yards to the Browns 40. Three plays later on 3rd-n-6, Skelton lofted a pass to Fitzgerald down the right sideline and the WR hauled it in for a 32-yard gain to the 4. On the next play, Feely knocked home the game-winner from 22 yards out.

	1	2	3	4	OT	F
BROWNS	7	3	7	0	0	17
CARDINALS	0	7	0	10	3	20

Team	Qtr.	Time	Scoring Play	Drive	Score
Browns	1	11:33	Hillis 1-yard run (Dawson kick)	7-76, 3:27	7-0
Browns	2	11:33	Dawson 44-yard FG	15-54, 7:19	10-0
CARDS	**2**	**0:19**	**Roberts 9-yard pass from Skelton (Feely kick)**	**9-65, 1:30**	**10-7**
Browns	3	3:01	Little 76-yard pass from Wallace (Dawson kick)	6-88, 3:21	17-7
CARDS	**4**	**8:33**	**Wells 1-yard run (Feely kick)**	**11-87, 4:49**	**17-14**
CARDS	**4**	**5:40**	**Feely 33-yard FG**	**4-(-10), 1:20**	**17-17**
CARDS	**OT**	**10:56**	**Feely 22-yard FG**	**4-36, 1:46**	**17-20**

STATISTICS

	CLE	AZ
First Downs	16	24
3rd Down Eff. (Pct)	5-14 (36)	8-16 (50)
Total Plays	62	74
Avg. Gain	5.4	4.9
Rushes-Yards	29-120	24-74
Net Passing Yards	213	289
Total Net Yards	333	363
Passing (A-C-I)	31-18-0	46-28-1
Sacked by Opp.	2-13	4-24
Punts-Average	7-39.7	7-44.6
Fumbles-Lost	1-1	0-0
Penalties	9-74	2-13
Time of Possession	31:22	32:42

Weather: Indoors.

RUSHING

Browns: Hillis 26-99, TD; Wallace 3-21.
CARDS: Wells 15-51, TD; Skelton 2-7; Roberts 1-7; Stephens-Howling 3-6; Taylor 1-3; A. Smith 1-0.

PASSING

Browns: Wallace 18-31, 226 yds, 1 TD, 0 INT.
CARDS: Skelton 28-46, 313 yds, 1 TD, 1 INT.

RECEIVING

Browns: Little 5-131, TD; Massaquoi 3-42; Norwood 3-21; Cameron 3-8; A. Smith 1-9; Hillis 1-9; Obonnaya 1-3; Cribbs 1-3.
CARDS: Heap 7-69; Roberts 6-60, TD; Fitzgerald 3-65; Doucet 3-37; Stephens-Howling 2-18; King 1-24; Wells 1-10; Stuckey 1-7; Sherman 1-6.

INTERCEPTIONS

Browns: Skrine 1-5.
CARDS: None.

BENGALS 23, CARDINALS 16

DECEMBER 24, 2011
PAUL BROWN STADIUM – (41,273)

After winning 6 of its last 7 and 4 straight to improve to 7-7, Arizona headed to Cincinnati for a Christmas eve tilt against the 8-6 Bengals as both clubs fought to keep playoff hopes alive. Cincy outplayed the Cards for 3 quarters to build a 23-0 lead but the NFL's best comeback team would mount a furious 4th quarter rally. The Cards scored 16 unanswered in the final 11:25 and had chances to tie it late but in the end came up just short. The loss eliminated AZ from the playoffs.

It was all Cincy early. On the game's 4th play, Skelton was INT'd by LB Rey Maualuga who set the Bengals up at the AZ23 and they capitalized with a Mike Nugent FG. Following a Cards 3-n-out, the Bengals took over at the AZ49 and quickly moved to the 11 when Andy Dalton's 3rd-n-4 pass was caught in the end zone by TE Jermaine Gresham. The next two Cincy drives also went deep into AZ territory but Nugent – who had missed just twice all year entering the game (27-29) – was wide right from 35 and 48 yards. The next Cardinals drive was the team's most productive of the half but ended when CB Nate Clements INT'd Skelton at the CIN44. Dalton capped the ensuing drive with a TD pass when he hit Jerome Simpson on a 2nd down crossing pattern; the WR finished it with a spectacular flip into the end zone, landing on both feet to put Cincy up 17-0. They increased it to 20-0 with a 41-yard Nugent FG on the final play of the first half.

The 2nd half would be far less productive for the Bengals. They went 3-n-out twice to open the 3rd quarter but the Cards could not capitalize. Arizona's first drive ended on an INT by FS Reggie Nelson and the 2nd was halted by the 4th of Cincy's 5 sacks on the afternoon. AZ appeared to have its own takeaway when Patrick Peterson INT'd Dalton midway thru the 3rd but the pick was negated when referee Terry McAulay flagged Adrian Wilson for roughing the passer on the play. That drive resulted in a 32-yard Nugent FG and 23-0 lead. The Cards comeback began early in the 4th when they crossed midfield for the first time on a 20-yard completion to Early Doucet. A 30-yard TD catch-n-run by Larry Fitzgerald gave AZ its first points of the day. On the 4th play of the ensuing drive, Cedric Benson fumbled and the Cards took over at the CIN39 with 11:19 left. A 27-yard Doucet completion took it to the 12 and Skelton hit TE Jeff King with a 2-yard toss to make it 23-13 after the 2-point try failed. Following a Cincy 3-n-out, the Cards took over at their own 21 with 6:12 left and down 10. A 39-yard completion to Fitzgerald moved AZ to the Cincy 1 but a fumbled exchange on the next snap backed them up to the 11 and they had to settle for a 29-yard Jay Feely FG. On the next play, Benson again fumbled and AZ took over at the 22. Facing a 4th-n-5 at the 17 with 1:18 left, the Bengals sent everyone on a blitz; Skelton beat it with a throw into the end zone but a wide open Doucet tripped at the goal line and the ball fell incomplete. The Cards would get the ball back once more but didn't have enough time to seriously threaten.

	1	2	3	4	OT	F
CARDINALS	0	0	0	16	—	16
BENGALS	10	10	3	0	—	23

Team	Qtr.	Time	Scoring Play	Drive	Score
Bengals	1	10:55	Nugent 24-yard FG	5-17, 1:59	0-3
Bengals	1	6:24	Gresham 11-yard pass from Dalton (Nugent kick)	5-49, 2:35	0-10
Bengals	2	2:46	Simpson 19-yard pass from Dalton (Nugent kick)	8-58, 3:50	0-17
Bengals	2	0:00	Nugent 41-yard FG	6-36, 1:47	0-20
Bengals	3	3:09	Nugent 32-yard FG	8-48, 3:51	0-23
CARDS	**4**	**11:25**	**Fitzgerald 30-yard pass from Skelton (Feely kick)**	**9-61, 2:52**	**7-23**
CARDS	**4**	**7:39**	**King 2-yard pass from Skelton (run failed)**	**4-39, 1:40**	**13-23**
CARDS	**4**	**3:16**	**Feely 29-yard FG**	**8-68, 2:56**	**16-23**

STATISTICS

	AZ	CIN
First Downs	17	21
3rd Down Eff. (Pct)	4-14 (29)	5-14 (36)
Total Plays	67	67
Avg. Gain	4.7	4.5
Rushes-Yards	18-59	34-165
Net Passing Yards	257	135
Total Net Yards	316	301
Passing (A-C-I)	44-23-3	31-18-0
Sacked by Opp.	5-40	2-18
Punts-Average	6-38.3	5-43.0
Fumbles-Lost	1-0	2-2
Penalties	6-87	6-47
Time of Possession	28:21	31:39

Weather: Clear & sunny, 38 degrees, 63% humidity, wind SSW 8 mph.

RUSHING
CARDS: Wells 14-53; Skelton 4-6.
Bengals: Benson 16-57; Dalton 5-48; Scott 10-28; Green 2-25; Peerman 1-7.

PASSING
CARDS: Skelton 23-44, 297 yds, 2 TD, 3 INT.
Bengals: Dalton 18-31, 154 yds, 2 TD, 0 INT.

RECEIVING
CARDS: Fitzgerald 6-105, TD; Roberts 6-75; Doucet 2-47; Heap 2-29; Taylor 2-19; Housler 1-11; Wells 1-8; King 1-2, TD; Stephens-Howling 1-2; Peterson 1-(-1).
Bengals: Gresham 5-56, TD; Simpson 5-42, TD; Whalen 3-20; Green 2-25; Benson 1-8; Hawkins 1-3.

INTERCEPTIONS
CARDS: None.
Bengals: Nelson 1-7; Maualuga 1-2; Clements 1-(-2).

CARDINALS 23, SEAHAWKS 20 (OT)

JANUARY 1, 2012
UNIV. OF PHOENIX STADIUM – (61,798)

In a match-up of 7-8 teams that saw their playoff hopes end the week before, the Cards & Seahawks squared off in the finale with a chance for .500. In the end, the Cards followed a familiar script by winning a close contest (13th game in '11 decided by 7 or fewer), needing extra time to do it (set NFL record with 4th OT win of year, all at home) and relying on star WR Larry Fitzgerald (9-149 receiving after going 1-1 in 1st half). The All-Pro became the 4th player in NFL history with 4 career seasons with 1,400+ yards and came up huge in the 2nd half and OT despite suffering a bruised lung in the 3rd quarter.

AZ opened the scoring late in the first when RB Chester Taylor's 1-yard plunge capped a 9-play, 81-yard drive. Key plays included a 39-yard run by RB LaRod Stephens-Howling – who started in place of Beanie Wells (knee) - and a 22-yard reception by TE Todd Heap. Seattle responded with a 43-yard Steven Hauschka FG. On the next play from scrimmage, John Skelton hit TE Rob Housler across the middle but the rookie fumbled on the play and LB K.J. Wright returned it to the AZ20. However, Cards DB Richard Marshall returned the favor when he picked off Tarvaris Jackson to kill the drive. With 3:33 left in the first half, Jay Feely's 41-yard FG made it 10-3. That drive was set-up by Patrick Peterson's 42-yard punt return that he nearly broke for an NFL-record 5th TD of the season; still the return moved him past Louis Lipps to claim the NFL's single-season record for rookie punt return yards.

On its first drive of the 2nd half, Seattle tied the game on a 48-yard Leon Washington TD run. AZ answered with an 80-yard drive in which Skelton was 6-6 for 70 yards including a 13-yard TD to Heap on 3rd-n-inches. Fitzgerald had 1 catch for 1 yard at the half but had grabs of 9, 22 & 13 on this drive. The ensuing SEA drive reached the AZ6 but ended when Peterson blocked Hauschka's 24-yard FG try. It was Arizona's 5th FG block of the year (Calais Campbell 3, Peterson 2). A 41-yard Skelton to Fitzgerald pass on the next play helped set-up a 43-yard Feely FG that made it 20-10 early in the 4th but Seattle would come back. Seahawks DB Richard Sherman stepped in front of a Skelton pass and returned it 33 yards to the AZ 12 but the Cards made them settle for a FG. Midway thru the final quarter, Jackson hit Ricardo Lockette with a 61-yard bomb that tied the game. When neither team scored the rest of the way, the game headed to overtime and Seattle received the ball first after winning the toss. A 47-yard kickoff return by Washington set Seattle up at their own 40, but the Cards forced a 3-n-out. AZ took over at its own 19 and Fitzgerald took over; on 3rd-n-3 at the 26 his 26-yard catch-n-run moved the chains to the SEA48. After another catch of 8 yards, the All-Pro made a diving 1-handed grab for 12 that moved the ball to the SEA24 and set-up Feely's 28-yard game-winner. On the drive, Skelton was 4-4 passing for 51 yards and Fitzgerald was 3-46.

	1	2	3	4	OT	F
SEAHAWKS	0	3	7	10	0	20
CARDINALS	7	3	7	3	3	23

Team	Qtr.	Time	Scoring Play	Drive	Score
CARDS	**1**	**3:02**	**C. Taylor 1-yard run (Feely kick)**	**9-81, 4:37**	**0-7**
Seahawks	2	12:10	Hauschka 43-yard FG	14-55, 5:52	3-7
CARDS	**2**	**3:28**	**Feely 41-yard FG**	**7-8, 3:14**	**3-10**
Seahawks	3	10:56	L. Washington 48-yard run (Hauschka kick)	3-74, 1:22	10-10
CARDS	**3**	**6:18**	**Heap 13-yard pass from Skelton (Feely kick)**	**8-80, 4:38**	**10-17**
CARDS	**4**	**12:18**	**Feely 43-yard FG**	**8-55, 2:54**	**10-20**
Seahawks	4	9:05	Hauschka 26-yard FG	4-4, 0:59	13-20
Seahawks	4	7:47	Lockette 61-yard pass from Jackson (Hauschka kick)	1-61, 0:09	20-20
CARDS	**OT**	**5:59**	**Feely 28-yard FG**	**13-71, 7:56**	**20-23**

STATISTICS

	SEA	AZ
First Downs	19	20
3rd Down Eff. (Pct)	3-16 (19)	7-17 (41)
Total Plays	73	73
Avg. Gain	5.2	4.2
Rushes-Yards	34-178	31-131
Net Passing Yards	191	257
Total Net Yards	369	388
Passing (A-C-I)	35-21-1	40-22-1
Sacked by Opp.	4-31	2-14
Punts-Average	8-44.6	7-46.3
Fumbles-Lost	1-0	1-1
Penalties	1-0	1-1
Time of Possession	33:42	35:19

Weather: Indoors

RUSHING
Seahawks: Lynch 19-86; Washington 7-78, TD; Forsett 6-16; Jackson 1-3; Tate 1-(-5).
CARDS: Stephens-Howling 21-93; Skelton 5-19; Taylor 3-8, TD; Roberts 1-8; Sherman 1-3.

PASSING
Seahawks: Jackson 21-35, 222 yds, 1 TD, 1 INT.
CARDS: Skelton 22-40, 271 yds, 1 TD, 1 INT.

RECEIVING
Seahawks: Tate 5-46; Baldwin 3-40; Obomanu 3-37; Forsett 3-(-4); Washington 2-12; Lynch 2-5; Lockette 2-61, TD; Morrah 1-14; Butler 1-11.
CARDS: Fitzgerald 9-149; Roberts 4-24; Heap 2-35, TD; Housler 2-27; King 2-12; Sherman 1-11; Doucet 1-7; Taylor 1-6.

INTERCEPTIONS
Seahawks: Sherman 1-33.
CARDS: Marshall 1-49.

PLAYER PARTICIPATION

No.	Player	Carolina 1	at Washington 2	at Seattle 3	NYG 4	at Minnesota 5	Pittsburgh 6	at Baltimore 7	St. Louis 8	at Philadelphia 9	at San Fran. 10	at St. Louis 11	Dallas 12	San Fran. 13	Cleveland 14	at Cincinnati 15	Seattle 16	Regular Season GP/GS/DNP/IA Total
23	Abdullah, Hamza	P	P	P	P	P	P	P	P	P	P	P	P	P	P	P	P	16-0-0-0
94	Acho, Sam	P	P	P	P	P	P	ROLB	ROLB	ROLB	ROLB	ROLB	ROLB	ROLB	ROLB	ROLB	ROLB	16-10-0-0
27	Adams, Michael	IAJ	P	P	P	P	P	P	P	P	P	P	P	P	CB	P	P	15-1-0-1
2	Bartel, Richard	DNP	DNP	DNP	DNP	P	IA	IA	DNP	DNP	P	DNP	IA	IA	DNP	DNP	DNP	2-0-10-4
62	Bartholomew, Ryan	PS	PS	PS	PS	PS	PS	PS	PS	PS	PS	PS	PS	PS	PS	PS	PS	N/A
74	Batiste, D'Anthony	IA	IA	IA	IA	P	IA	IA	P	IA	IA	IA	IA	IA	IA	DNP	P	3-0-1-12
52	Bradley, Stewart	P	P	ILB	P	P	P	P	P	P	P	P	P	P	P	P	P	16-1-0-0
73	Bridges, Jeremy	P	P	P	P	RT	P	P	P	P	P	RT	RT	P	P	RT	RT	16-5-0-0
75	Brown, Levi	LT	LT	LT	LT	LT	LT	LT	LT	LT	LT	LT	LT	LT	LT	LT	LT	16-16-0-0
22	Butler, Crezdon	P	IAJ	IR	IR	IR	IR	IR	IR	IR	IR	IR	IR	IR	IR	IR	IR	1-0-0-1
93	Campbell, Calais	DE	DE	DE	DE	DE	DE	DE	DE	DE	DE	DE	DE	DE	DE	DE	DE	16-16-0-0
79	Carter, David	P	P	P	P	P	P	P	P	P	P	P	P	P	P	P	P	16-0-0-0
71	Colledge, Daryn	LG	LG	LG	LG	LG	LG	LG	LG	LG	LG	LG	LG	LG	LG	LG	LG	16-16-0-0
37	Considine, Sean	-	-	-	-	-	P	P	P	P	P	P	P	DNP	IAJ	IAJ	P	8-0-1-2
90	Dockett, Darnell	DT	DT	DT	DT	DT	DT	DT	DT	DT	DT	DT	DT	DT	DT	DT	DT	16-16-0-0
85	Doucet, Early	P	WR	WR	P	WR	P	WR	P	P	P	WR	P	WR	P	P	P	16-6-0-0
81	Dray, Jim	IAJ	IAJ	IAJ	IAJ	IAJ	IAJ	P	P	P	P	P	P	P	P	P	P	10-0-0-6
98	Eason, Nick	P	DE	P	P	P	P	P	P	P	P	NT	NT	NT	P	NT	NT	16-6-0-0
3	Feely, Jay	P	P	P	P	P	P	P	P	P	P	P	P	P	P	P	P	16-0-0-0
11	Fitzgerald, Larry	WR	WR	WR	WR	WR	WR	WR	WR	WR	WR	WR	WR	WR	WR	WR	WR	16-16-0-0
5	Graham, Ben	-	-	-	-	P	-	-	-	-	-	-	-	-	-	-	-	1-0-0-0
30	Green, Marshay	PS	PS	PS	PS	PS	PS	PS	PS	PS	PS	PS	PS	PS	PS	PS	P	1-0-0-0
70	Hadnot, Rex	RG	RG	RG	RG	RG	RG	RG	RG	RG	RG	RG	RG	RG	RG	RG	RG	16-16-0-0
53	Haggans, Clark	LOLB	LOLB	LOLB	LOLB	LOLB	LOLB	LOLB	LOLB	LOLB	LOLB	LOLB	LOLB	LOLB	LOLB	LOLB	LOLB	16-16-0-0
6	Hall, Max	IR	IR	IR	IR	IR	IR	IR	IR	IR	IR	IR	IR	IR	IR	IR	IR	N/A
10	Harvey, Brandyn	PS	PS	-	-	-	-	-	-	-	-	-	-	-	-	-	-	N/A
86	Heap, Todd	P	TE	TE	P	IAJ	IAJ	IAJ	P	IAJ	IAJ	TE	IAJ	TE	P	P	P	10-4-0-6
91	Holliday, Vonnie	P	P	P	P	P	P	P	P	P	P	P	P	P	P	P	P	16-0-0-0
84	Housler, Rob	P	P	P	P	TE	P	TE	IAJ	IAJ	IAJ	IAJ	P	P	P	P	P	12-2-0-4
15	Jeffcoat, Sean	IR	IR	-	-	-	-	-	-	-	-	-	-	-	-	-	-	N/A
20	Jefferson, A.J.	LCB	LCB	LCB	LCB	LCB	LCB	LCB	P	P	P	P	P	P	P	P	P	16-7-0-0
83	Johnson, Jaymar	-	-	PS	PS	PS	PS	PS	PS	PS	PS	PS	P	IA	IA	IA	PS	1-0-0-3
49	Johnson, Rashad	P	P	P	P	P	FS	FS	FS	FS	FS	FS	FS	FS	P	P	FS	16-9-0-0
72	Keith, Brandon	RT	RT	RT	RT	DNP	RT	RT	RT	RT	RT	P	P	RT	RT	IAJ	IR	13-11-1-1
87	King, Jeff	TE	P	P	TE	P	TE	P	TE	TE	TE	P	TE	P	TE	TE	TE	16-10-0-0
4	Kolb, Kevin	QB	QB	QB	QB	QB	QB	QB	IAJ	IAJ	IAJ	IAJ	QB	QB	IAJ	IAJ	IAJ	9-9-0-7
10	Komar, Max	IR	IR	IR	IR	-	-	-	-	-	-	-	-	-	-	-	-	N/A
82	Leach, Mike	P	P	P	P	P	P	P	P	P	P	P	P	P	P	P	P	16-0-0-0
37	LeGree, Mark	-	-	PS	PS	-	-	-	-	-	-	-	-	-	-	-	-	N/A

PLAYER PARTICIPATION

No.	Player	Carolina 1	at Washington 2	at Seattle 3	NYG 4	at Minnesota 5	Pittsburgh 6	at Baltimore 7	St. Louis 8	at Philadelphia 9	at San Fran. 10	at St. Louis 11	Dallas 12	San Fran. 13	Cleveland 14	at Cincinnati 15	Seattle 16	Regular Season GP/GS/DNP/IA Total
51	Lenon, Paris	ILB	ILB	ILB	ILB	ILB	ILB	ILB	ILB	ILB	ILB	ILB	ILB	ILB	ILB	ILB	ILB	16-16-0-0
32	Lindsey, Korey	IA	IA	DNP	IA	PS	PS	PS	PS	PS	PS	PS	PS	PS	PS	PS	PS	0-0-1-3
60	Lumpkin, Ricky	PS	PS	PS	PS	PS	PS	PS	-	-	-	PS	PS	PS	PS	PS	PS	N/A
76	Lutui, Deuce	P	P	P	P	P	P	P	IA	P	P	P	P	P	P	P	P	15-0-0-1
31	Marshall, Richard	P	P	P	P	P	P	P	LCB	LCB	LCB	LCB	LCB	LCB	LCB	LCB	LCB	16-9-0-0
45	Maui'a, Reagan	-	-	-	-	-	-	-	FB	FB	FB	IA	-	-	-	-	-	3-3-0-1
21	Peterson, Patrick	RCB	RCB	RCB	RCB	RCB	RCB	RCB	RCB	RCB	RCB	RCB	RCB	RCB	RCB	RCB	RCB	16-16-0-0
55	Porter, Joey	ROLB	ROLB	ROLB	ROLB	ROLB	ROLB	IAJ	IAJ	IAJ	IAJ	IAJ	IAJ	IAJ	IAJ	IR	IR	6-6-0-8
33	Powell, William	-	-	-	-	-	-	-	-	-	-	-	-	-	-	PS	PS	N/A
25	Rhodes, Kerry	FS	FS	FS	FS	FS	IAJ	IAJ	IAJ	IAJ	IAJ	IAJ	IAJ	IAJ	FS	FS	IAJ	7-7-0-9
12	Roberts, Andre	WR	WR	WR	WR	WR	WR	WR	WR	WR	WR	WR	WR	WR	WR	WR	WR	16-16-0-0
89	Sampson, DeMarco	P	P	P	P	P	P	DNP	P	P	P	P	P	P	IAJ	IA	IA	12-0-1-3
50	Schofield, O'Brien	P	P	P	P	P	P	P	P	P	P	P	P	P	P	P	P	16-0-0-0
63	Sendlein, Lyle	C	C	C	C	C	C	C	C	C	C	C	C	C	C	C	C	16-16-0-0
35	Sherman, Anthony	FB	P	P	FB	P	FB	P	IAJ	P	P	P	FB	P	FB	FB	FB	15-7-0-1
19	Skelton, John	IAJ	IA	IA	IA	IA	DNP	DNP	QB	QB	QB	QB	DNP	P	QB	QB	QB	8-7-3-5
44	Skelton, Steve	-	-	-	-	-	-	-	-	-	PS	-	PS	PS	PS	PS	PS	N/A
46	Smith, Alfonso	DNP	P	P	P	P	P	P	P	P	P	P	P	P	P	P	P	15-0-1-0
36	Stephens-Howling, L.	P	IAJ	IAJ	P	P	P	P	P	P	P	P	P	P	P	P	RB	14-1-0-2
17	Stuckey, Chansi	P	P	IAJ	IAJ	IAJ	DNP	P	P	P	P	DNP	IA	IA	P	P	P	9-0-2-5
54	Sturdivant, Quan	PS	PS	PS	PS	PS	PS	PS	PS	PS	PS	PS	PS	PS	PS	PS	PS	N/A
96	Talley, Ronald	PS	PS	IA	IA	IA	IA	IA	PS	PS	PS	P	P	P	P	P	P	6-0-0-5
29	Taylor, Chester	IA	P	RB	DNP	DNP	IA	P	P	P	P	P	P	P	P	P	P	12-1-2-2
66	Thorson, Brad	IR	IR	-	-	-	-	-	-	-	-	-	-	-	-	-	-	N/A
28	Toler, Greg	IR	IR	IR	IR	IR	IR	IR	IR	IR	IR	IR	IR	IR	IR	IR	IR	N/A
56	Walker, Reggie	P	P	P	P	P	P	P	P	P	P	P	P	P	P	P	P	16-0-0-0
58	Washington, Daryl	ILB	IAJ	P	ILB	ILB	ILB	ILB	ILB	ILB	ILB	ILB	ILB	ILB	ILB	ILB	ILB	15-14-0-1
26	Wells, Beanie	RB	RB	IAJ	RB	RB	RB	RB	RB	RB	RB	RB	RB	RB	RB	RB	IAJ	14-14-0-2
59	Williams, Brandon	-	-	-	-	-	-	-	-	-	-	PS	PS	PS	PS	IA	IA	0-0-0-2
92	Williams, Dan	NT	NT	NT	NT	NT	NT	NT	NT	NT	NT	IR	IR	IR	IR	IR	IR	10-10-0-0
80	Williams, Isaiah	PS	PS	PS	PS	PS	PS	PS	PS	PS	-	-	-	-	-	-	-	N/A
34	Williams, Ryan	IR	IR	IR	IR	IR	IR	IR	IR	IR	IR	IR	IR	IR	IR	IR	IR	N/A
18	Williams, Stephen	IA	P	DNP	IA	IA	P	IA	IA	IA	IA	IA	IA	IA	IA	IA	IA	2-0-1-13
24	Wilson, Adrian	SS	SS	SS	SS	SS	SS	SS	SS	SS	SS	SS	SS	SS	SS	SS	SS	16-16-0-0
78	Womack, Floyd	IR	IR	IR	IR	IR	IR	IR	IR	IR	IR	IR	IR	IR	IR	IR	IR	N/A
67	Young, D.J.	PS	PS	PS	PS	PS	PS	PS	PS	PS	PS	PS	PS	PS	PS	PS	IA	0-0-0-1
9	Zastudil, Dave	P	P	P	P	IAJ	P	P	P	P	P	P	P	P	P	P	P	15-0-0-1

P-Played, Position-Started, INJ-Injured, DNP-Did Not Play, IA-Inactive, IAJ-Inactive/Injured, IR-Injured Reserve, PS-Practice Squad,PUP-Physically Unable to perform list, SUS-NFL Suspension, NFI-Reserve/Non-Football Injury, RE-Roster Exemption

2011 MISCELLANEOUS STATS

Season Record	8-8	At Home	6-2	When won the coin toss	4-2
In NFC West Games	4-2	On the Road	2-6	When lost coin toss	4-6
In NFC East Games	2-2	Outdoors	4-5	When scored first	4-3
In NFC North Games	0-1	Indoors	4-3	When opp. scores first	4-5
In NFC South Games	1-0	On Natural Grass	7-4	In overtime games	4-0

In September	1-2	When opponent had a 100-yard receiver	2-5
In October	0-4	When Arizona had a 300-yard passer	3-0
In November	3-1	When opponent had a 300-yard passer	1-3
In December	3-1	When Cards out-rushed opponent	3-2
In January	1-0	When Cards out-passed opponent	4-3
With roof open at U of P Stadium	3-0	While wearing white jersey/white pants	2-6
With roof closed at U of P Stadium	3-2	While wearing white jersey/red pants	0-0
		While wearing red jersey/white pants	1-1
When Yielding 20 Points or Less	7-1	While wearing red jersey/red pants	4-0
When Scoring 20 Points or More	6-4	While wearing black jersey/white pants	1-1
When Led at Halftime	1-2		
When Trailed at Halftime	7-6	When Tied at Halftime	0-0
		When Led at the End of 3rd Quarter	2-3
When Arizona had a 100-yd rusher	1-1	When Trailed at the End of 3rd Quarter	6-5
When opp. had a 100-yd rusher	1-1	When Tied at the End of 3rd Quarter	0-0
When Arizona had a 100-yd receiver	5-3		

2011 ARIZONA INSTANT REPLAY CHALLENGES (4-4)

Date	Opp	Explanation	Result
9/11	vs. Car	Challenge completion ruling to Car WR Steve Smith	Reversed
9/18	@ Was	Challenge down by contact ruling for Was LB London Fletcher INT	Reversed
10/2	vs. NYG	Challenge runner in bounds ruling for AZ RB Alfonso Smith	Upheld
10/9	@ Min	Challenge down by contact fumble ruling for Min WR Michael Jenkins	Reversed
11/20	@ SF	Challenge incomplete pass ruling for SF QB Alex Smith	Upheld
12/11	vs. SF	Challenge the interception ruling for SF CB Tarell Brown	Upheld
12/18	vs. Clev	Challenge completion ruling to Clev WR Jordan Norwood	Upheld
		Challenge down by contact fumble ruling for Clev QB Seneca Wallace	Reversed

2011 OPPONENT INSTANT REPLAY CHALLENGES (3-0)

Date	Opp	Explanation	Result
11/13	@ Phi	Challenge the interception ruling for AZ CB Richard Marshall	Reversed
11/20	@ SF	Challenge the fumble ruling for AZ RB Beanie Wells	Reversed
12/11	vs. SF	Challenge the incomplete pass ruling for AZ QB Kevin Kolb	Reversed

2011 BOOTH INITIATED REVIEWS

Date	Opp	Explanation	Result
9/18	@ Was	Challenge fumble ruling on AZ WR Chansi Stuckey reception	Reversed
10/2	vs. NYG	Challenge cross goal line TD reception for NYG TE Jake Ballard	Reversed
		Challenge in-bounds TD reception for NYG TE Jake Ballard	Upheld
11/6	vs. StL	Challenge pass completion ruling for StL WR Austin Pettis	Upheld
11/13	@ Phi	Challenge down by contact ruling for Phi WR Jason Avant	Upheld
12/4	vs. Dal	Challenge down by contact ruling for AZ RB Beanie Wells TD	Upheld
		Challenge first down ruling for Dal QB Tony Romo on sneak	Upheld
12/18	vs. Clev	Challenge completion and fumble ruling for AZ WR Early Doucet	Reversed
1/1	vs. Sea	Challenge completion ruling for AZ WR Larry Fitzgerald	Upheld

2011 DEFENSIVE TOUCHDOWNS

Date	Opp	Play
–	–	–

2011 RETURN TOUCHDOWNS

Date	Opp	Play
9/11	vs. Car	AZ CB Patrick Peterson 89-yard punt return for a touchdown
10/30	@ Balt	AZ CB Patrick Peterson 82-yard punt return for a touchdown
11/6	vs. StL	AZ CB Patrick Peterson 99-yard punt return for a touchdown
11/27	@ StL	AZ CB Patrick Peterson 80-yard punt return for a touchdown

2011 OVERTIME SCORING PLAYS (4-0)

Date	Opp	Play
11/6	vs. StL	AZ CB Patrick Peterson 99-yard punt return for a touchdown
12/4	vs. Dal	AZ RB LaRod Stephens-Howling 52-yard reception for a touchdown
12/18	vs. Clev	AZ K Jay Feely 22-yard field goal
1/1	vs. Sea	AZ K Jay Feely 28-yard field goal

AZ TWO-POINT CONVERSION ATTEMPTS (0/2)

Date	Opp	Play
10/23	vs. Pit	AZ QB Kevin Kolb pass incomplete to TE Jeff King
12/24	@ Cin	AZ QB John Skelton run fails

ONSIDE KICK ATTEMPTS/RECOVERIES

Date	Opp	Play
–	–	–

RECORDS

SINGLE-GAME BESTS

RUSHING YARDS
(All 100-yard games)

228 .. Beanie Wells at St. Louis, Nov. 27, 2011 (27 carries)
214 .. LeShon Johnson at New Orleans, Sept. 22, 1996 (21 carries)
203 .. John David Crow vs. Pittsburgh, Dec. 18, 1960 (24 carries)
193 .. Ottis Anderson vs. Dallas, Sept. 2, 1979 (21 carries)
182 .. Wayne Morris at Minnesota, Nov. 6, 1977 (27 carries)
179 .. Stump Mitchell vs. Philadelphia, Dec. 17, 1985 (22 carries)
177 .. Ottis Anderson vs. Buffalo, Nov. 15, 1981 (27 carries)
176 .. Bill Triplett at N.Y. Giants, Oct. 31, 1965 (23 carries)
174 .. Adrian Murrell at Philadelphia, Dec. 13, 1998 (32 carries)
173 .. Thomas Jones at Seattle, Sept. 15, 2002 (24 carries)
168 .. Ottis Anderson at N.Y. Giants, Nov. 11, 1980 (31 carries)
165 .. Marcel Shipp vs. San Francisco, Oct. 26, 2003 (35 carries)
164 .. Ottis Anderson vs. Minnesota, Nov. 4, 1979 (25 carries)
163 .. Ollie Matson vs. Washington, Nov. 21, 1954 (8 carries)
162 .. Willis Crenshaw at N.Y. Giants, Dec. 8, 1968 (28 carries)
160 .. Ronald Moore vs. Philadelphia, Nov. 7, 1993 (36 carries)
159 .. Ollie Matson vs. Pittsburgh, Nov. 25, 1956 (16 carries)
Elmer Angsman vs. Philadelphia, Dec. 28, 1947 (10 carries)
158 .. Stump Mitchell vs. New Orleans, Dec. 8, 1985 (28 carries)
157 .. John David Crow at Washington, Nov. 20, 1960 (17 carries)
156 .. Johnny Johnson vs. N.Y. Giants, Dec. 12, 1992 (36 carries)
Ottis Anderson vs. Philadelphia, Dec. 18, 1983 (23 carries)
155 .. Ollie Matson vs. Washington, Oct. 20, 1957 (13 carries)
151 .. Ottis Anderson vs. Philadelphia, Sept. 28, 1980 (27 carries)
148 .. Tim Hightower vs. Denver, Dec. 12, 2010 (18 carries)
Stump Mitchell vs. Houston, Oct. 27, 1985 (21 carries)
147 .. Jim Otis at Chicago, Dec. 14, 1975 (33 carries)
146 .. Johnny Johnson at Indianapolis, Dec. 20, 1992 (28 carries)
MacArthur Lane vs. Washington, Sept. 27, 1970 (28 carries)
Elmer Angsman vs. Green Bay, Oct. 10, 1948
145 .. Adrian Murrell vs. Philadelphia, Sept. 20, 1998 (22 carries)
Stump Mitchell at Philadelphia, Dec. 5, 1982 (25 carries)
Charley Trippi at Chicago Bears, Dec. 16, 1951
144 .. Ollie Matson vs. Cleveland, Sept. 30, 1956 (20 carries)
143 .. John David Crow vs. Dallas, Oct. 23, 1960 (24 carries)
141 .. Marcel Shipp vs. Cincinnati, Nov. 2, 2003 (29 carries)
140 .. Ottis Anderson vs. N.Y. Giants, Dec. 9, 1979 (29 carries)
Jim Otis at Seattle, Sept. 12, 1976 (27 carries)
Bobby Joe Conrad vs. Washington, Sept. 27, 1957 (11 carries)
138 .. Beanie Wells vs. N.Y. Giants, Oct. 2, 2011 (27 carries)
136 .. Anthony Thompson vs. New England, Nov. 25, 1990 (28 carries)
Ottis Anderson at New England, Dec. 2, 1984 (30 carries)
Ottis Anderson vs. Minnesota, Oct. 30, 1983 (24 carries)
Joe Childress at Philadelphia, Sept. 22, 1963 (29 carries)
John David Crow at Washington, Nov. 20, 1960 (15 carries)
135 .. Marcel Shipp vs. Oakland, Nov. 24, 2002 (16 carries)
Ronald Moore vs. N.Y. Giants, Dec. 26, 1993 (23 carries)
Prentice Gautt at Philadelphia, Oct. 1, 1961 (15 carries)
134 .. John David Crow at Philadelphia, Oct. 9, 1960 (16 carries)
133 .. Michael Pittman vs. Detroit, Nov. 14, 1999 (23 carries)
Ottis Anderson at Philadelphia, Sept. 25, 1983 (29 carries)
Terry Metcalf at Philadelphia, Sept. 1, 1973 (16 carries)
132 .. MacArthur Lane vs. New Orleans, Oct. 11, 1970 (16 carries)
130 .. Ottis Anderson vs. Seattle, Nov. 13, 1983 (29 carries)
Ottis Anderson at Baltimore, Nov. 22, 1981 (29 carries)
Donny Anderson vs. N.Y. Giants, Oct. 28, 1973 (18 carries)
Johnny Roland at Washington, Nov. 5, 1967 (25 carries)
Ollie Matson vs. Pittsburgh, Nov. 5, 1955 (13 carries)
Charley Trippi vs. Washington, Sept. 26, 1949
129 .. Stump Mitchell vs. Washington, Dec. 21, 1985 (12 carries)
Ottis Anderson vs. San Francisco, Dec. 2, 1979 (27 carries)
128 .. Edgerrin James vs. Seattle, Sept. 16, 2007 (24 carries)
Cid Edwards vs. Pittsburgh, Nov. 30, 1969 (13 carries)
Bill Thornton at Philadelphia, Nov. 22, 1964 (12 carries)
127 .. Emmitt Smith vs. New Orleans, Oct. 3, 2004 (21 carries)
126 .. Ronald Moore vs. L.A. Rams, Dec. 5, 1993 (29 carries)
Stump Mitchell at Tampa Bay, Oct. 12, 1986 (20 carries)
Ottis Anderson at New Orleans, Oct. 5, 1980 (22 carries)
George Grosvenor vs. Chicago Bears, Nov. 29, 1936
125 .. MacArthur Lane at Philadelphia, Oct. 18, 1970 (15 carries)
Charley Trippi vs. N.Y. Giants, Oct. 30, 1949 (18 carries)
124 .. Johnny Roland vs. N.Y. Giants, Sept. 17, 1967 (21 carries)
123 .. Stump Mitchell vs. San Francisco, Sept. 18, 1983 (8 carries)
Wayne Morris at Washington, Nov. 19, 1978 (36 carries)
John Grigas at Detroit, Nov. 12, 1944 (25 carries)
122 .. Garrison Hearst at N.Y. Giants, Oct. 8, 1995 (23 carries) OT
Ottis Anderson at Atlanta, Nov. 28, 1982 (20 carries)
Ottis Anderson at Washington, Nov. 1, 1981 (18 carries)
Ottis Anderson vs. Washington, Dec. 21, 1980 (22 carries)
Johnny Roland at Minnesota, Oct. 8, 1967 (17 carries)
121 .. Garrison Hearst at Detroit, Sept. 17, 1995 (22 carries)
Donny Anderson vs. N.Y. Giants, Nov. 11, 1972 (22 carries)
120 .. Johnny Johnson vs. Dallas, Oct. 14, 1990 (19 carries)
119 .. Ottis Anderson at Indianapolis, Sept. 16, 1984 (23 carries)
Ottis Anderson at L.A Raiders, Dec. 11, 1983 (24 carries)
Terry Metcalf vs. Washington, Dec. 10, 1977 (19 carries)
Jim Otis at New York Giants, Dec. 12, 1976 (28 carries)
118 .. Ronald Moore at Washington, Oct. 15, 1995 (28 carries)
John David Crow vs. Dallas, Dec. 9, 1962 (18 carries)
117 .. Pat Harder vs. New York Yanks, Nov. 13, 1949 (13 carries)
John Grigas vs. Detroit, Nov. 5, 1944 (30 carries)
116 .. Jim Otis vs. Philadelphia, Oct. 19, 1975 (23 carries)
Johnny Roland at N.Y. Giants, Nov. 28, 1971 (24 carries)
Elmer Angsman vs. Detroit, Oct. 23, 1949
115 .. Tim Hightower at Atlanta, Sept. 19, 2010 (11 carries)
Edgerrin James vs. Seattle, Dec. 10, 2006 (26 carries)
Edgerrin James at St. Louis, Dec. 3, 2006 (26 carries)
Jim Otis at Philadelphia, Nov. 7, 1976 (27 carries)
Ollie Matson at Pittsburgh, Nov. 28, 1954 (10 carries)
114 .. Edgerrin James vs. Cleveland, Dec. 2, 2007 (24 carries)
113 .. Ottis Anderson vs. San Diego Nov. 20, 1983 (28 carries)
Terry Metcalf at Seattle, Sept. 12, 1976 (16 carries)
112 .. Ottis Anderson at Philadelphia, Nov. 18, 1979 (17 carries)
Jerry Latin at Detroit, Dec. 21, 1975 (15 carries)
Pat Harder vs. Chicago Bears, Dec. 1, 1946 (12 carries)
111 .. Ottis Anderson at N.Y. Giants, Nov. 18, 1984 (24 carries)
Derrick McAdoo at San Francisco, Oct. 18, 1987 (23 carries)
Stump Mitchell vs. N.Y. Giants, Dec. 13, 1987 (26 carries)
110 .. Beanie Wells at Detroit, Dec. 20, 2009 (17 carries)
Tim Hightower at St. Louis, Nov. 22, 2009 (14 carries)
Stump Mitchell at Cincinnati, Sept. 4, 1988 (22 carries)
Stump Mitchell at Tampa Bay, Sept. 18, 1988 (18 carries)
Earl Ferrell vs. Cleveland, Oct. 23, 1988 (18 carries)
Earl Ferrell at Dallas, Oct. 30, 1988 (19 carries)
Ottis Anderson at Dallas, Oct. 7, 1984 (25 carries)
Ottis Anderson vs. N.Y. Giants, Dec. 26, 1982 (30 carries)
109 .. Tim Hightower at St. Louis, Nov. 2, 2008 (22 carries)
Stump Mitchell vs. Miami, Sept. 30, 1984 (20 carries)
Ottis Anderson vs. Washington, Dec. 12, 1982 (15 carries)
Ottis Anderson at Houston, Oct. 7, 1979 (16 carries)
Ottis Anderson at N.Y. Giants, Sept 9, 1979 (31 carries)
Jim Otis vs. San Francisco, Oct. 31, 1976 (23 carries)
Jim Otis vs Washington, Nov. 16, 1975 (23 carries)
Terry Metcalf vs. N.Y. Giants, Oct. 5, 1975 (15 carries)
Johnny Roland at Washington, Oct. 23, 1966 (20 carries)
Earl Ferrell vs. Washington, Sept. 25, 1988 (19 carries)
108 .. Johnny Johnson at N.Y. Giants, Oct. 21, 1990 (30 carries)
Stump Mitchell vs. N.Y. Giants, Oct. 24, 1983 (24 carries)
Dave Mann vs. Chicago, Nov. 27, 1955 (10 carries)
107 .. Michael Pittman vs. Cleveland, Oct. 8, 2000 (16 carries)
Adrian Murrell vs. Washington, Nov. 8, 1998 (23 carries)
Ottis Anderson vs. Kansas City, Nov. 23, 1980 (16 carries)
Jim Otis vs. Baltimore, Dec. 4, 1976 (29 carries)
106 .. Emmitt Smith vs. Seattle, Oct. 24, 2004 (26 carries)
Ottis Anderson at Kansas City, Oct. 2, 1983 (21 carries)
Johnny Roland vs. New Orleans, Dec. 3, 1967 (21 carries)
105 .. Edgerrin James at San Francisco, Dec. 24, 2006 (29 carries)
Ottis Anderson at Washington, Nov. 11, 1979 (25 carries)
Ottis Anderson at Dallas, Oct. 21, 1979 (20 carries)
Donny Anderson at Cincinnati, Oct. 25, 1973 (18 carries)
104 .. Ottis Anderson vs. Green Bay, Sept. 29, 1985 (20 carries)
Charley Trippi vs. Boston, Oct. 24, 1948 (9 carries)
103 .. Garrison Hearst vs. Minn., Nov. 12, 1995 (18 carries) OT
Johnny Johnson vs. Green Bay, Nov. 18, 1990 (15 carries)
Charley Trippi vs. Detroit, Nov. 7, 1948 (10 carries)
102 .. Edgerrin James vs. St. Louis, Dec. 30, 2007 (24 carries)
Johnny Johnson vs. San Francisco, Nov. 1, 1992 (26 carries)
Ottis Anderson at Philadelphia, Dec. 20, 1981 (19 carries)
Wayne Morris at New Orleans, Oct. 5, 1980 (22 carries)
Donny Anderson vs. Chicago, Oct. 29, 1972 (18 carries)
Bill Triplett vs. Cleveland, Dec. 1, 1963 (16 carries)
101 .. Jim Otis vs. N.Y. Giants, Oct. 5, 1975 (20 carries)
Stump Mitchell vs. Washington, Dec. 6, 1987 (20 carries)
Stump Mitchell at Tampa Bay, Dec. 20, 1987 (23 carries)
100 .. Edgerrin James vs. Seattle, Dec. 28, 2008 (14 carries)
Edgerrin James at San Francisco, Sept. 7, 2008 (26 carries)
Ottis Anderson at Dallas, Nov. 16, 1980 (31 carries)
Terry Metcalf at Atlanta, Dec. 9, 1973 (18 carries)
John Grigas at Washington, Oct. 29, 1944 (30 carries)
George Grosvenor vs. Green Bay, Dec. 6, 1936 (35 carries)
Doug Russell vs. Chicago Bears, Dec. 1, 1935

PASSING YARDS

522...Boomer Esiason at Washington, Nov. 10, 1996 (35–59) OT
484...Kurt Warner vs. San Francisco, Nov. 25, 2007 (34–48) OT
472...Kurt Warner at N.Y. Jets, Sept. 28, 2008 (40–57)
468...Neil Lomax at Washington, Dec. 16, 1984 (37–46)
465...Jake Plummer vs. Dallas, Nov. 15, 1998 (31–56)
457...Neil Lomax at San Diego, Sept. 20, 1987 (32–61)
431...Steve Beuerlein at Seattle, Dec. 19, 1993 (34–53) OT
428...Charley Johnson vs. Pittsburgh, Oct. 13, 1963 (21–42)
413...Dave Krieg vs. Atlanta, Nov. 26, 1995 (27–43) OT
405...Matt Leinart at Minnesota, Nov. 26, 2006 (31–51)+
398...Josh McCown vs. Carolina, Oct. 9, 2005 (29–46)
396...Jake Plummer vs. Green Bay, Jan. 2, 2000 (35–57)
395...Kurt Warner at Seattle, Nov. 16, 2008 (32–44)
394...Jake Plummer vs. New Orleans, Dec. 20, 1998 (32–44)
390...Neil Lomax at Philadelphia, Dec. 7, 1986 (30–48) OT
388...Jake Plummer at N.Y. Giants, Nov. 16, 1997 (22–33)
Neil Lomax vs. Dallas, Nov. 11, 1984 (27–52)
386...Charley Johnson vs. Philadelphia, Dec. 16, 1962 (17–32)
385 .. Josh McCown vs. San Francisco, Oct. 2, 2005 (32–46), (Mexico City)
*Neil Lomax at Green Bay, Jan. 8, 1983 (32–51)**
384...Neil Lomax vs. Philadelphia, Dec. 11, 1988 (29–50)
383...Chris Chandler at Dallas, Sept. 20, 1992 (28–43)
Charley Johnson at Philadelphia, Sept. 19, 1965 (20–43)
381...Kurt Warner at Carolina, Oct. 26, 2008 (35–49)
Timm Rosenbach vs. N.Y. Giants, Dec. 23, 1990 (23–41)
379...Kurt Warner vs. Green Bay, Jan. 10, 2010 (29–33) (Wild Card)*
377...Kurt Warner vs. Pittsburgh, Feb. 1, 2009 (31–43) (SB XLIII)*
374...Charley Johnson vs. New Orleans, Nov. 2, 1969 (20–37)
371...Charley Johnson vs. Philadelphia, Dec. 13, 1964 (28–49)
369...Kurt Warner vs. Atlanta, Dec. 23, 2007 (35–52) OT
Neil Lomax at Atlanta, Nov. 29, 1987 (25–42)
367...Boomer Esiason vs. Philadelphia, Nov. 24, 1996 (24–43)
366...Kent Graham vs. St. Louis, Sept. 27, 1996 (37–58) OT
365...Charley Johnson at N.Y. Giants, Nov. 4, 1962 (26–41)
361...Kurt Warner vs. Miami, Sept. 14, 2008 (19–24)
Neil Lomax vs. Washington, Oct. 21, 1984 (20–38)
359...Kurt Warner at Detroit, Nov. 13, 2005 (29–45)
358...Jeff Blake at Detroit, Sept. 7, 2003 (28–46)
356...Kurt Warner at San Diego, Dec. 31, 2006 (22–32)
354...Kurt Warner at San Francisco, Dec. 4, 2005 (29–45)
Neil Lomax at Dallas, Oct. 7, 1984 (19–29)
353...Neil Lomax vs. N.Y. Giants, Nov. 13, 1988 (23–35)
Jim Hart vs. Minnesota, Nov. 11, 1974 (28–42)
Jim Hart vs. Pittsburgh, Nov. 10, 1968 (17–40)
351...Kurt Warner vs. N.Y. Giants, Nov. 23, 2008 (35–52)
346...Jim Hart vs. Dallas, Oct. 17, 1976 (22–33)
344...Jim Hart vs. Atlanta, Nov. 9, 1980 (25–43)
343...Kurt Warner at St. Louis, Nov. 2, 2008 (22–33)
Shaun King at Carolina, Nov. 21, 2004 (28–52)
342...Neil Lomax at L.A. Rams, Oct. 2, 1988 (28–43)
341...Neil Lomax vs. L.A. Rams, Nov. 4, 1984 (34–52)
340...Kurt Warner vs. Seattle, Nov. 15, 2009 (29-38)
339...Kent Graham at Tampa Bay, Sept. 28, 1997 (31–52)
337...Kurt Warner vs. Seattle, Dec. 9, 2007 (28–46)
Jake Plummer vs. Washington, Dec. 7, 1997 (19–38)
334...Kurt Warner vs. Seattle, Nov. 6, 2005 (29–48)
Jake Plummer vs. Detroit, Nov. 18, 2001 (21–33)
Steve Beuerlein at San Francisco, Oct. 24, 1993 (26–50)
Jim Hart vs. Philadelphia, Dec. 17, 1972 (19–30)
333...Jim Hart vs. Atlanta, Dec. 17, 1978 (22–40)
332...Kurt Warner vs. Indianapolis, Sept. 27, 2009 (30–52)
Neil Lomax at Washington, Oct. 16, 1988 (26–44)
329...Jim Hart at Cincinnati, Nov. 25, 1979 (23–38)
328...Kurt Warner vs. San Francisco, Nov. 10, 2008 (32–42)
327...Kurt Warner vs. St. Louis, Sept. 18, 2005 (29–42)
324...Dave Krieg at Dallas, Sept. 24, 1995 (24–33)
Jim Hart at L.A. Rams, Nov. 14, 1976 (20–33)
323...Neil Lomax vs. San Francisco, Nov. 6, 1988 (25–41)
322...Derek Anderson vs. Seattle, Nov. 14, 2010 (23-45)
Jim Hart vs. N.Y. Giants, Sept. 7, 1980 (18–31)
320...Buddy Humphrey vs. N.Y. Giants, Nov. 21, 1965 (22–39)
Paul Christman vs Detroit, Sept. 28, 1947
319...Neil Lomax at Dallas, Nov. 28, 1985 (28–43)
318...Jake Plummer at N.Y. Giants, Sept. 3, 2000 (28–49)
317...Jay Schroeder at Atlanta, Dec. 24, 1995 (26–42)
Jim Hart vs. Green Bay, Oct. 30, 1967 (16–29)
315...John Skelton at Philadelphia, Nov. 13, 2011 (21-40)
Kurt Warner vs. Jacksonville, Nov. 27, 2005 (29–46)
Charley Johnson vs. Philadelphia, Dec. 8, 1963 (14–29)
314...Neil Lomax at Dallas, Dec. 27, 1987 (28–54)
Neil Lomax vs. Tampa Bay, Nov. 8, 1987 (25–36)
Jim Hart at Dallas, Sept. 28, 1975 (15–32)
313...John Skelton vs. Cleveland, Dec. 18, 2011 (28-46)
Kurt Warner vs. St. Louis, Dec. 27, 2009 (24–38)
Jim Hart vs. Detroit, Oct. 1, 1967 (19–27)
312...Tom Tupa vs. New England, Sept. 29, 1991 (17–28)
310...Charley Johnson at Cleveland, Sept. 26, 1965 (11–19)
309...Kevin Kolb vs. Carolina, Sept, 11, 2011 (18-27)
308...Dave Krieg vs. Kansas City, Oct. 1, 1995 (25–41)
Neil Lomax vs. Miami, Sept. 30, 1984 (22–37)
307...Josh McCown vs. San Francisco, Dec. 12, 2004 (26–44)
Jeff Blake at Pittsburgh, Nov. 9, 2003 (23–43)
306...Jim Hart vs. Washington, Sept. 23, 1979 (24–43)
Charley Johnson at Cleveland, Oct. 26, 1969 (15–30)
Charley Johnson at N.Y. Giants, Nov. 1, 1964 (15–29)
Pat Coffey vs. Chicago Bears, 1937
305...Dave Krieg at N.Y. Giants, Oct. 8, 1995 (23–38) OT
Jim Hart at Wash., Nov. 1, 1981 (24–39)
302...Kurt Warner vs. Houston, Oct. 11, 2009 (26–38)
Charley Johnson vs. Dallas, Dec. 9, 1962 (13–27)
301...Kurt Warner vs. San Fransico, Sept. 10 2006 (23–37)
Timm Rosenbach vs. Philadelphia, Dec. 29, 1990 (19–31)
Charley Johnson vs. Pittsburgh, Oct. 13, 1963 (21–42)
300...Kurt Warner vs. St. Louis, Dec. 30, 2007 (23–39)
Neil Lomax vs. N.Y. Giants, Dec. 9, 1984 (23–33)

RECEIVING YARDS

256...Sonny Randle at N.Y. Giants, Nov. 4, 1962 (16 rec., TD)
217...Anquan Boldin at Detroit, Sept. 7, 2003 (10 rec., 2 TD)
212...Jackie Smith vs. Pittsburgh, Oct. 13, 1963 (9 rec., 2 TD)
198...Sonny Randle at Cleveland, Sept. 26, 1965 (7 rec., 3 TD)
197...John Gilliam at Pittsburgh, Oct. 6, 1969 (10 rec., TD)
196...Roy Green at Washington, Dec. 16, 1984 (8 rec., 2 TD)
192...John Gilliam at Cleveland, Oct. 26, 1969 (4 rec., 3 TD)
190...Frank Sanders vs. Dallas, Nov. 15, 1998 (11 rec., TD)
189...Roy Green at Dallas, Oct. 7, 1984 (8 rec., 2 TD)
188...Rob Moore vs. Pittsburgh, Nov. 30, 1997 (8 rec.)
Frank Sanders at N.Y. Giants, Nov. 16, 1997 (9 rec., TD)
187...Mel Gray at N.Y. Giants, Oct. 25, 1975 (7 rec., 2 TD)
186...Anquan Boldin at Seattle, Nov. 16, 2008 (13 rec.)
184...David Boston at Cincinnati, Dec. 3, 2000 (9 rec., 2 TD)
183...Roy Green at Indianapolis, Sept. 16, 1984 (8 rec., 2 TD)
Dave Stief vs. Atlanta, Dec. 17, 1978 (9 rec., TD)
181...Anquan Boldin at Baltimore, Sept. 23, 2007 (14 rec., 2 TD)
176...Roy Green vs. N.Y. Giants, Nov. 13, 1988 (9 rec., TD)
175...Taz Anderson vs. Philadelphia, Dec. 16, 1962 (8 rec.)
172...Larry Fitzgerald at Minnesota, Nov. 26, 2006 (11 rec.)
Larry Centers vs. Dallas, Dec. 25, 1995 (12 rec.)
171...Larry Fitzgerald vs. St. Louis, Dec. 30, 2007 (11 rec., 2 TD)
170...Roy Green vs. Dallas, Sept. 19, 1982 (10 rec., TD)
167...Gus Tinsley vs. Cleveland, Nov. 27, 1938 (6 rec., TD)
166...Larry Fitzgerald at Carolina, Jan. 10, 2009 (8 rec., TD) (Div. Playoffs)*
Roy Green at Seattle, Sept. 17, 1989 (8 rec., 3 TD)
Ernie Jones vs. Philadelphia, Dec. 10, 1988 (6 rec., TD)
Roy Green vs. Chicago, Oct. 14, 1984 (6 rec.)
John Gilliam vs. Philadelphia, Nov. 21, 1971 (6 rec.)
165...Bob Shaw vs. Baltimore, Oct. 2, 1950 (8 rec., 5 TD)
164...Dave Williams vs. New Orleans, Nov. 2, 1969 (8 rec. 4 TD)
163...Roy Green vs. Washington, Oct. 21, 1984 (6 rec., 2 TD)
Don Stonesifer vs. Washington, Nov. 21, 1954
162...Anquan Boldin vs. Atlanta, Dec. 23, 2007 (13 rec., 2 TD) OT
Anquan Boldin vs. Carolina, Oct. 9, 2005 (10 rec., TD)
Woodley Lewis at Philadelphia, Dec. 15, 1957 (6 rec., 3 TD)
161...Billy Stacy vs. N.Y. Giants, Oct. 8, 1961 (3 rec., TD)
Ollie Matson at Pittsburgh, Nov. 28, 1954 (5 rec., TD)
160...Mal Kutner vs. Detroit, Sept. 28, 1947 (7 rec., TD)

SACKS

4.5...Curtis Greer vs. Philadelphia, Dec. 18, 1983
4.0...Bertrand Berry vs. N.Y. Giants, Nov. 14, 2004
3.0...Darnell Dockett at Tennessee, Nov. 29, 2009
3.0...Darnell Dockett vs. Pittsburgh, Feb. 1, 2009 (SB XLIII)^*
3.0...Bertrand Berry at Oakland, Oct. 22, 2006
3.0...Adrian Wilson at St. Louis, Nov. 20, 2005
3.0...Simeon Rice at Philadelphia, Nov. 19, 2000
3.0...Ken Harvey at Washington, Sept. 12, 1993
3.0...Ken Harvey at Dallas, Nov. 3, 1991
3.0...Ken Harvey at Atlanta, Dec. 9 1990
3.0...Freddie Joe Nunn at Dallas, Oct. 30, 1988
3.0...Freddie Joe Nunn at Tampa Bay, Dec. 20, 1987
3.0...Curtis Greer vs. Dallas, Sept. 13, 1987
3.0...Al Baker vs. Philadelphia, Dec. 18, 1983
3.0...E.J. Junior at N.Y. Giants, Dec. 4, 1983
3.0...David Galloway vs. Seattle, Nov. 13, 1983
3.0...Curtis Greer vs. Dallas, Sept. 11, 1983

***Playoff Game** **+NFL rookie record** **^Super Bowl record**

LONGEST PLAYS

LONGEST RUNS

83....John David Crow vs. Washington, Oct. 4, 1958 (TD)
82....Elmer Angsman vs. Detroit, Oct. 23, 1949 (TD)
80....Tim Hightower at Atlanta, Sept. 19, 2010 (TD)
Paddy Driscoll vs. K.C., Oct. 18, 1925 (TD)
79....Ollie Matson vs. Pittsburgh, Nov. 25, 1956
Ollie Matson vs. Washington, Nov. 21, 1954
78....Charles Belden vs. Frankford, Oct. 25, 1930 (TD)
76....Ottis Anderson vs. Dallas, Sept. 2, 1979 (TD)
75....Ottis Anderson at Philadelphia, Nov. 18, 1979
Terry Metcalf at Washington, Sept. 22, 1974 (TD)
MacArthur Lane at Philadelphia, Oct. 18, 1970
Ollie Matson vs. Pittsburgh, Nov. 28, 1954
Mickey McDonald vs. Minneapolis, Oct. 13, 1929 (TD)
74....Adrian Murrell at Dallas, Jan. 2, 1999#
MacArthur Lane vs. New Orleans, Oct. 11, 1970 (TD)
72....Elmer Angsman vs. Green Bay, Oct. 10, 1948 (TD)
71....Beanie Wells at St. Louis, Nov. 27, 2011
Pat Harder vs. N.Y. Giants, Oct. 17, 1948 (TD)
70....Tim Hightower at New Orleans, Jan. 16, 2010 (TD)#
LeShon Johnson at New Orleans, Sept. 22, 1996 (TD)
Johnny Roland at Washington, Nov. 5, 1967
66....LeShon Johnson vs. St. Louis, Sept. 27, 1996-OT
Willis Crenshaw vs. Cleveland, Dec. 14, 1968 (TD)
64....Stump Mitchell vs. Washington, Dec. 21, 1985
Ottis Anderson vs. Washington, Dec. 12, 1982
63....Bill Triplett at Pittsburgh, Sept. 29, 1963
62....Terry Metcalf vs. Dallas, Oct. 9, 1977 (TD)
Bill Thornton at Philadelphia, Nov. 22, 1964 (TD)
Troy Hambrick at Miami, Nov. 7, 2004
61....Elmer Angsman vs. Green Bay, Nov. 24, 1946 (TD)
60....Stump Mitchell vs. Philadelphia, Nov. 17, 1985
59....Bill Triplett at N.Y. Giants, Oct. 31, 1965 (TD)
58....Thomas Jones at Seattle, Sept. 15, 2002 (TD)
Michael Pittman vs. Detroit, Nov. 14, 1999 (TD)
57....Garrison Hearst vs. New England, Oct. 10, 1993
Jerry Latin at Detroit, Dec. 21, 1975 (TD)
John David Crow at Washington, Oct. 4, 1964
John David Crow vs. Pittsburgh, Dec. 18, 1960
56....Marcel Shipp at Philadelphia, Nov. 17, 2002
LeShon Johnson at New Orleans, Sept. 22, 1996 (TD)
55....Bill Thornton at Minnesota, Oct. 6, 1963 (TD)
Frank Mestnik vs. Washington, Nov. 5, 1960
54....Donny Anderson vs. N.Y. Giants, Oct. 28, 1973
Johnny Roland vs. New Orleans, Dec. 3, 1967 (TD)
Prentice Gautt at Philadelphia, Oct. 1, 1961 (TD)
53....Beanie Wells at St. Louis, Nov 27, 2011



John David Crow holds claim to the longest run in club history, an 83-yard rush for a touchdown.

52....Ottis Anderson at N.Y. Giants, Nov. 30, 1980
Terry Metcalf at N.Y Jets, Nov. 23, 1975
51....Ottis Anderson at Dallas, Nov. 16, 1980 (TD)
50....Tim Hightower at St. Louis, Nov. 22, 2009
Terry Metcalf at Philadelphia, Sept. 16, 1973
Johnny Roland at Washington, Oct. 23, 1966
John David Crow vs. Dallas, Oct. 23, 1960
 # Playoff Game

LONGEST PASS PLAYS

98....Jim Hart to Ahmad Rashad vs. L.A. Rams, Dec. 10, 1972
Ogden Compton to Dick Lane at Green Bay, Nov. 13, 1955 (TD)
Doug Russell to Gaynell Tinsley vs. Cleveland, Nov. 27, 1938 (TD)
97....Pat Coffee to Gaynell Tinsley vs. Chicago, Dec. 5, 1937 (TD)
93....Neil Lomax to Ernie Jones vs. Phila., Dec. 10, 1988 (TD)
91....M.C. Reynolds to John David Crow at Cleve., Oct. 12, 1958 (TD)
86....Charley Johnson to Sonny Randle at Dallas, Oct. 28, 1962 (TD)
85....M.C. Reynolds to Woodley Lewis vs. Wash., Sept. 27, 1959 (TD)
84....Charley Johnson to John Gilliam at Cleve., Oct. 26, 1969 (TD)
83....Neil Lomax to Roy Green vs. Wash., Oct. 21, 1984 (TD)
Lamar McHan to Gern Nagler vs. Washington, Oct. 6, 1957
82....Paul Christman to Bill Dewell vs. Chicago Bears, Oct. 6, 1946 (TD)
81....Gary Hammond to Jackie Smith vs. Dallas, Oct. 13, 1974
Frank Tripucka to Fran Polsfoot vs. Wash., Oct. 22, 1950 (TD)
80....Jake Plummer to Marcel Shipp at St. Louis, Dec. 15, 2002 (TD)
Jim Hart to Earl Thomas at Dallas, Sept. 28, 1975 (TD)
Jim Hart to Mel Gray vs. Dallas, Oct. 13, 1974
Gary Keithley to Mel Gray at N.Y. Giants, Nov. 18, 1973 (TD)
Pete Beathard to Mel Gray at Phila., Dec. 12, 1971 (TD)
Jim Hart to Bobby Joe Conrad vs. Pitt., Nov. 10, 1968 (TD)
Charley Johnson to Billy Gambrell vs. Green Bay at Miami, Jan. 5, 1965 (TD)#
Ralph Guglielmi to Bill Stacy vs. N.Y. Giants, Oct. 8, 1961 (TD)
Paul Christman to Boris Dimancheff vs. Chicago Bears, Dec. 14, 1947 (TD)
79....Jim Hart to John Gilliam at Detroit, Dec. 6, 1970
78....Matt Leinart to Larry Fitzgerald at New England, Dec. 21, 2008 (TD)
Steve Pisarkiewicz to Mel Gray vs. Phila., Oct. 14, 1979 (TD)
Jim Hart to MacArthur Lane vs. N.Y. Giants, Dec. 13, 1970 (TD)
Charley Johnson to Willis Crenshaw at Cleve., Sept. 26, 1965 (TD)
Charley Johnson to Jackie Smith at N.Y. Giants, Nov. 1, 1964 (TD)
Charley Johnson to Joe Childress vs. Phila., Dec. 8, 1963 (TD)
Sam Etcheverry to Taz Anderson vs. Dallas, Dec. 10, 1961
77....Tom Tupa to Don Holmes at L.A. Rams, Nov. 19, 1989 (TD)
Jim Hart to Mel Gray vs. San Francisco, Oct. 31, 1976 (TD)
Charley Johnson to Sonny Randle vs. Phila., Dec. 16, 1961 (TD)
76....Jim Hart to Jackie Smith vs. New Orleans, Dec. 3, 1967 (TD)
75....Kurt Warner to Larry Fitzgerald vs. Miami, Sept. 14, 2008
Neil Lomax to Pat Tilley at Baltimore, Nov. 22, 1981
Charley Johnson to John Gilliam at Cleve., Oct. 26, 1969 (TD)
Lamar McHan to Dick Lane at Chicago Bears, Dec. 9, 1956
74....John Skelton to Andre Roberts vs. Dallas, Dec. 25, 2010 (TD)
Jim Hart to Mel Gray vs. N.Y. Giants, Nov. 5, 1978
Jim Hart to Mel Gray at N.Y. Jets, Nov. 23, 1975
Jim Hart to Jackie Smith vs. Philadelphia, Oct. 22, 1967 (TD)
Charley Johnson to Sonny Randle vs. Dallas, Dec. 9, 1962 (TD)
73....Kevin Kolb to LaRod Stephens-Howling vs. Pittsburgh, Oct. 23, 2011 (TD)
Kevin Kolb to Larry Fitzgerald at Washington, Sept. 18, 2011 (TD)
72....Chris Chandler to Ernie Jones N.Y. Giants, Oct. 11, 1992 (TD)
Tom Tupa to Ernie Jones vs. Dallas, Nov. 12, 1989 (TD)
Charley Johnson to Sonny Randle at Cleve., Sept. 26, 1965 (TD)
Charley Johnson to Bobby Joe Conrad vs. Dallas, Dec. 9, 1962 (TD)
71....*Kurt Warner to Anquan Boldin vs. Atlanta, Jan. 3, 2009 (TD)# (Wild Card Playoff)*
Dave Brown to Rob Moore at N.Y. Jets, Nov. 7, 1999
Jeff Blake to Anquan Boldin at Detroit, Sept. 7, 2003 (TD)
Neil Lomax to Roy Green at Dallas, Nov. 24, 1983 (TD)
Neil Lomax to Pat Tilley vs. San Diego, Nov. 20, 1983 (TD)
Tim Van Galder to Jackie Smith at Baltimore, Sept. 17, 1972
Jim Hart to Dave Williams vs. Pitt., Nov. 10, 1968 (TD)
Charley Johnson to Bobby Joe Conrad at Pitt., Oct. 17, 1965 (TD)
70....Kevin Kolb to Early Doucet vs. Carolina, Sept. 11, 2011 (TD)
Jake Plummer to David Boston vs. Phila., Oct. 15, 2000 (TD)
Jake Plummer to Frank Sanders at N.Y. Giants, Nov. 16, 1997 (TD)
Charley Johnson to Jackie Smith at Phila. Sept. 19, 1965 (TD)
#Playoff game

LONGEST PUNTS

84....Doug Russell vs. Chicago, Sept. 11, 1938
81....Mike Wood at N.Y. Giants, Dec. 10, 1978
75....Carl Birdsong at Philadelphia, Dec. 20, 1981
73....Rich Camarillo at Dallas, Sept. 20, 1992
69....Jerry Stovall vs. Cleveland, Dec. 1, 1963
68....Jeff Feagles at Minnesota, Dec. 1, 1996
Greg Cater at San Francisco, Oct. 18, 1987
67....Scott Player vs. Chicago, Oct. 11, 1998
Carl Birdsong at Tampa Bay, Nov. 10, 1985
Chuck Latourette vs. Pittsburgh, Nov. 12, 1967
66....Dave Zastudil vs. San Francisco, Dec. 11, 2011
Greg Horne vs. N.Y. Giants, Nov. 13, 1988
Carl Birdsong at Green Bay, Sept. 29, 1985
Carl Birdsong at Atlanta, Oct. 18, 1981
Larry Swider at Baltimore, Oct. 26, 1980
65....Ben Graham vs. San Francisco, Nov. 29, 2010
Carl Birdsong at Chicago, Dec. 19, 1982

LONGEST PUNT RETURNS

99..... Patrick Peterson vs. St. Louis, Nov. 6, 2011 (TD)
95..... Frank Bernardi at Washington, Oct. 14, 1956 (TD)
89..... Patrick Peterson vs. Carolina, Sept. 11, 2011 (TD)
88..... Phil Sarboe vs. N.Y. Giants, Oct. 27, 1935 (TD)
86..... Chuck Latourette at New Orleans, Sept. 29, 1968 (TD)
Johnny Roland at Philadelphia, Oct. 2, 1966 (TD)
84..... Ken Hall vs. Pittsburgh, Nov. 1, 1959 (TD)
82..... Patrick Peterson at Baltimore, Oct. 30, 2011 (TD)
Don Paul vs. Philadelphia, Nov. 19, 1950 (TD)
80..... Patrick Peterson at St. Louis, Nov. 27, 2011 (TD)
78..... Ollie Matson vs. Cleveland, Dec. 11, 1955 (TD)
77..... Lee Nelson at Chicago, Dec. 16, 1979
Ollie Matson vs. Chicago, Nov. 27, 1955 (TD)
76..... Vai Sikahema vs. N.Y. Giants, Dec. 13, 1987 (TD)
*75..... Charley Trippi vs. Philadelphia, Dec. 28, 1947 (TD)**
74..... Johnny Roland at Dallas, Nov. 16, 1970 (TD)
Billy Stacy vs. N.Y. Giants, Nov. 22, 1959 (TD)
73..... Steve Breaston vs. Pittsburgh, Sept. 30, 2007 (TD)
Bobby Joe Conrad vs. Philadelphia, Oct. 15, 1961 (TD)
71..... Vai Sikahema vs. Tampa Bay, Dec. 21, 1986 (TD)
John Cochran vs. Green Bay, Nov. 27, 1949 (TD)
70..... Willard Harrell at Washington, Nov. 19, 1978 (TD)
Jerry Davis vs. N.Y. Giants, Oct. 17, 1948 (TD)
69..... Terry Metcalf vs. New England, Nov. 2, 1975 (TD)
Bobby Joe Conrad vs. N.Y. Giants, Nov. 22, 1959 (TD)
68..... Willard Harrell vs. Pittsburgh, Sept. 16, 1979
Jim Burson at San Francisco, Sept. 27, 1964 (TD)
67..... Charley Trippi vs. Pittsburgh, Nov. 14, 1948 (TD)
65..... Johnny Bailey vs. Dallas, Nov. 22, 1992
64..... Steve Breaston vs. Minnesota, Dec. 6, 2009
61..... Vai Sikahema vs. N.Y. Giants, Oct. 5, 1986
60..... Vai Sikahema vs. Tampa Bay, Dec. 21, 1986 (TD)
58..... Johnny Bailey at Washington, Sept. 12, 1993 (TD)
57..... Roy Green vs. Detroit, Dec. 7, 1980 (TD)
55..... Arnold Jackson at Oakland, Dec. 2, 2001
54..... Mark Bell at New Orleans, Oct. 5, 1980
53..... Vai Sikahema at Washington, Oct. 8, 1989
51..... Gary Hammond at N.Y. Giants, Nov. 18, 1973
50..... Kevin Williams vs. Philadelphia, Nov. 2, 1997
Stump Mitchell vs. Washington, Sept. 20, 1981 (TD)
***Playoff game**

LONGEST KICKOFF RETURNS

106... Roy Green at Dallas, Oct. 21, 1979 (TD)
105... Frank Seno at N.Y. Giants, Oct. 20, 1946 (TD)
Ollie Matson at Washington, Oct. 14, 1956 (TD)
103... George Hoey vs. Philadelphia, Nov. 21, 1971 (TD)
102... LaRod Stephens-Howling vs. Oakland, Sept. 26, 2010 (TD)
Doug Russell vs. Cincinnati, Sept. 23, 1934 (TD)
101... Ollie Matson vs. Pittsburgh, Nov. 23, 1958 (TD)
100... Ollie Matson vs. Chicago, Oct. 5, 1952 (TD)
John Gilliam at Green Bay, Dec. 21, 1969 (TD)
Josh Scobey at St. Louis, Sept. 28, 2003 (TD)
99... LaRod Stephens-Howling at Tennessee, Nov. 29, 2009 (TD)
J.J. Arrington at Minnesota, Nov. 26, 2006 (TD)
98... MarTay Jenkins at Minnesota, Nov. 12, 2000 (TD)
97... Don Shy vs. Washington, Sept. 23, 1973 (TD)
96... LaRod Stephens-Howling at Minnesota, Nov. 7, 2010 (TD)
95... MarTay Jenkins at Seattle, Sept. 15, 2002 (TD)
94... Terry Metcalf vs. Cleveland, Sept. 24, 1974 (TD)
Roy Shivers at Cleveland, Sept. 25, 1966 (TD)
93... J.J. Arrington vs. Dallas, October 12, 2008 (TD)
Terry Metcalf at Washington, Oct. 13, 1975 (TD)

LONGEST INTERCEPTION RETURNS

99... Dominique Rodgers-Cromartie vs. St. Louis, Dec. 7, 2008 (TD)
Adrian Wilson at Atlanta, Oct. 1, 2006 (TD)
96... Larry Wilson vs. Cleveland, Dec. 19, 1965 (TD)
92... Leo Sanford at Pittsburgh, Sept. 26, 1955 (TD)
91... Larry Wilson at Philadelphia, Oct. 2, 1966 (TD)
80... Ralph Brown vs. Green Bay, Jan. 3, 2010
79... Mike Sensibaugh vs. N.Y. Giants, Oct. 31, 1977 (TD)
78... Kwamie Lassiter vs. Philadelphia, Dec. 5, 1999 (TD)
Carl Allen at Chicago Bears, Dec. 16, 1979
72... Lorenzo Lynch vs. Seattle, Oct. 28, 1996 (TD)**+
71... Rod Hood vs. Cleveland, Dec. 2, 2007 (TD)
70... Renaldo Hill vs. St. Louis, Nov. 23, 2003 (TD)
Tommy Bennett at Philadelphia, Dec. 13, 1998 (TD)
Carl Allen vs. Philadelphia, Sept. 28, 1980 (TD)
69... Pat Fischer vs. Philadelphia, Oct. 22, 1965 (TD)
68... Rod Hood at St. Louis, Oct. 7, 2007 (TD)
Bob Nussbaumer at Green Bay, Oct. 16, 1949
67... Leonard Smith vs. Green Bay, Sept. 29, 1985
****+NFL record (Longest OT interception return for a touchdown in NFL history)**

LONGEST FUMBLE RETURNS

104... Aeneas Williams vs. Washington, Nov. 5, 2000 (TD)+
99... Adrian Wilson at Minnesota, Nov. 26, 2006 (TD)
88... Larry Wilson at Green Bay, Dec. 21, 1969 (TD)
85... Eric Hill at L.A. Rams, Sept. 1, 1991 (TD)
83... Vince Banonis vs. N.Y. Giants, Nov. 30, 1947 (TD)
77... Mark Jackson vs. New Orleans, Oct. 11, 1987 (TD)
72... Steve Neils vs. Cleveland, Oct. 28, 1979 (TD)
71... Ron Yankowski at Washington, Sept. 22, 1974 (TD)
62... Larry Stallings vs. Chicago, Sept. 28, 1969 (TD)
58... Norm Thompson vs. L.A. Rams, Dec. 10, 1972 (TD)
+Equals NFL record

CB Patrick Peterson established an NFL single-season record with four punt return TDs of 80+ yards as a rookie in 2011 (99, 89, 82, 80).

100-YARD RUSHING GAMES

	Date	Player	Opponent	Att.	Yards
	Nov. 27, 2011	Beanie Wells	at St. Louis	27	228 #
	Oct. 2, 2011	Beanie Wells	vs. N.Y. Giants	27	138
	Dec. 12, 2010	Tim Hightower	vs. Denver	18	148
	Sept. 19, 2010	Tim Hightower	at Atlanta	11	115
	Dec. 20, 2009	Beanie Wells - R	at Detroit	17	110
	Nov. 22, 2009	Tim Hightower	at St. Louis	14	110
	Dec. 28, 2008	Edgerrin James	vs. Seattle	14	100
	Nov. 2, 2008	Tim Hightower - R	at St. Louis	22	109
	Sept. 7, 2008	Edgerrin James	vs. San Francisco	26	100
	Dec. 30, 2007	Edgerrin James	vs. St. Louis	24	102
	Dec. 2, 2007	Edgerrin James	vs. Cleveland	24	114
	Sep. 16, 2007	Edgerrin James	vs. Seattle	24	128
	Dec. 24, 2006	Edgerrin James	at San Francisco	29	105
*	Dec. 10, 2006	Edgerrin James	vs. Seattle	26	115
*	Dec. 3, 2006	Edgerrin James	at St. Louis	26	115
	Oct. 24, 2004	Emmitt Smith	vs. Seattle	26	106
	Oct. 3, 2004	Emmitt Smith	vs. New Orleans	21	127
*	Nov. 2, 2003	Marcel Shipp	vs. Cincinnati	29	141
*	Oct. 26, 2003	Marcel Shipp	vs. San Francisco	35	165
	Nov. 24, 2002	Marcel Shipp	vs. Oakland	16	135
	Sept. 15, 2002	Thomas Jones	at Seattle	24	173
	Oct. 8, 2000	Michael Pittman	vs. Cleveland	16	107
	Nov. 14, 1999	Michael Pittman	vs. Detroit	23	133
	Dec. 13, 1998	Adrian Murrell	at Philadelphia	32	174
	Nov. 8, 1998	Adrian Murrell	vs. Washington	23	107
	Sept. 20, 1998	Adrian Murrell	vs. Philadelphia	22	145
	Sept. 22, 1996	LeShon Johnson	at New Orleans	21	214
	Nov. 12, 1995	Garrison Hearst	vs. Minnesota	18	103
	Oct. 15, 1995	Ronald Moore	vs. Washington	28	118
	Oct. 8, 1995	Garrison Hearst	at N.Y. Giants	23	122
	Sept. 17, 1995	Garrison Hearst	at Detroit	22	121
	Dec. 26, 1993	Ronald Moore - R	vs. N.Y. Giants	23	135
	Dec. 5, 1993	Ronald Moore - R	vs. L.A. Rams	29	126
	Nov. 7, 1993	Ronald Moore - R	vs. Philadelphia	36 #	160
*	Dec. 20, 1992	Johnny Johnson	at Indianapolis	28	146
*	Dec. 12, 1992	Johnny Johnson	vs. N.Y. Giants	36 #	156
	Nov. 1, 1992	Johnny Johnson	vs. San Francisco	26	102
	Nov. 25, 1990	Anthony Thompson - R	vs. New England	28	136
	Nov. 18, 1990	Johnny Johnson - R	vs. Green Bay	15	103
&	Oct. 21, 1990	Johnny Johnson - R	at N.Y. Giants	30	108
&	Oct. 14, 1990	Johnny Johnson - R	vs. Dallas	19	120
*	Oct. 30, 1988	Earl Ferrell	at Dallas	19	110
*	Oct. 23, 1988	Earl Ferrell	vs. Cleveland	18	110
	Sept. 25, 1988	Earl Ferrell	vs. Washington	19	109
	Sept. 18, 1988	Stump Mitchell	at Tampa Bay	18	110
	Sept. 4, 1988	Stump Mitchell	at Cincinnati	22	110
*	Dec. 20, 1987	Stump Mitchell	at Tampa Bay	23	101
*	Dec. 13, 1987	Stump Mitchell	vs. N.Y. Giants	26	111
*	Dec. 6, 1987	Stump Mitchell	vs. Washington	20	101
	Oct. 18, 1987	Derrick McAdoo - R	at San Francisco	23	111
	Oct. 12, 1986	Stump Mitchell	at Tampa Bay	20	126
	Dec. 21, 1985	Stump Mitchell	vs. Washington	12	129
	Dec. 8, 1985	Stump Mitchell	vs. New Orleans	28	158
	Nov. 17, 1985	Stump Mitchell	vs. Philadelphia	22	179
	Oct. 27, 1985	Stump Mitchell	vs. Houston	21	148
	Sept. 29, 1985	Ottis Anderson	vs. Green Bay	20	104
	Dec. 2, 1984	Ottis Anderson	at New England	30	136
	Nov. 18, 1984	Ottis Anderson	at N.Y. Giants	24	111
	Oct. 7, 1984	Ottis Anderson	at Dallas	25	110
	Sept. 30, 1984	Stump Mitchell	vs. Miami	20	109
	Sept. 16, 1984	Ottis Anderson	at Indianapolis	23	119
*	Dec. 18, 1983	Ottis Anderson	vs. Philadelphia	23	156
*	Dec. 11, 1983	Ottis Anderson	at L.A. Raiders	24	119
&	Nov. 20, 1983	Ottis Anderson	vs. San Diego	28	113
&	Nov. 13, 1983	Ottis Anderson	vs. Seattle	29	130
	Oct. 30, 1983	Ottis Anderson	vs. Minnesota	24	136
	Oct. 24, 1983	Stump Mitchell	vs. N.Y. Giants	24	108
&	Oct. 2, 1983	Ottis Anderson	at Kansas City	21	106
&	Sept. 25, 1983	Ottis Anderson	at Philadelphia	29	133
	Sept. 18, 1983	Stump Mitchell	vs. San Francisco	8	123
	Dec. 26, 1982	Ottis Anderson	vs. N.Y. Giants	30	110
*	Dec. 12, 1982	Ottis Anderson	vs. Washington	15	109
*	Dec. 5, 1982	Stump Mitchell	at Philadelphia	25	145
	Nov. 28, 1982	Ottis Anderson	at Atlanta	20	122
	Dec. 20, 1981	Ottis Anderson	at Philadelphia	19	102
*	Nov. 22, 1981	Ottis Anderson	at Baltimore	29	130
*	Nov. 15, 1981	Ottis Anderson	vs. Buffalo	27	177
	Nov. 1, 1981	Ottis Anderson	at Washington	18	122
	Dec. 21, 1980	Ottis Anderson	vs. Washington	22	122
&	Nov. 30, 1980	Ottis Anderson	at N.Y. Giants	31	168
&	Nov. 23, 1980	Ottis Anderson	vs. Kansas City	16	107
&	Nov. 16, 1980	Ottis Anderson	at Dallas	31	100
*	Oct. 5, 1980	Ottis Anderson	at New Orleans	22	126
		Wayne Morris	at New Orleans	22	102
*	Sept, 28, 1980	Ottis Anderson	vs. Philadelphia	27	151
&	Dec. 9, 1979	Ottis Anderson - R	vs. N.Y. Giants	29	140
&	Dec. 2, 1979	Ottis Anderson - R	vs. San Francisco	27	129
*	Nov. 18, 1979	Ottis Anderson - R	at Philadelphia	17	112
*	Nov. 11, 1979	Ottis Anderson - R	at Washington	25	105
*	Nov. 4, 1979	Ottis Anderson - R	vs. Minnesota	25	164
	Oct. 21, 1979	Ottis Anderson - R	at Dallas	20	104
	Oct. 7, 1979	Ottis Anderson - R	at Houston	16	109
*	Sept 9, 1979	Ottis Anderson - R	at N.Y. Giants	31	109
*	Sept. 2, 1979	Ottis Anderson - R	vs. Dallas	21	193
	Nov. 19, 1978	Wayne Morris	at Washington	36 #	123
	Dec. 10, 1977	Terry Metcalf	vs. Washington	19	119
	Nov. 6, 1977	Wayne Morris	at Minnesota	27	182
*	Dec. 12, 1976	Jim Otis	at New York Giants	28	119
*	Dec. 4, 1976	Jim Otis	vs. Baltimore	29	107
&	Nov. 7, 1976	Jim Otis	at Philadelphia	27	115
&	Oct. 31, 1976	Jim Otis	vs. San Francisco	23	109
	Sept. 12, 1976	Jim Otis	at Seattle	27	140
		Terry Metcalf	at Seattle	16	113
	Dec. 21, 1975	Jerry Latin - R	at Detroit	15	112
	Dec. 14, 1975	Jim Otis	at Chicago	33	147
	Nov. 16, 1975	Jim Otis	vs. Washington	23	109
	Oct. 19, 1975	Jim Otis	vs. Philadelphia	23	116
	Oct. 5, 1975	Jim Otis	vs. N.Y. Giants	20	101
		Terry Metcalf	vs. N.Y. Giants	15	109
	Nov. 25, 1973	Donny Anderson	at Cincinnati	18	105
	Dec. 9, 1973	Terry Metcalf - R	at Atlanta	18	100
	Oct. 28, 1973	Donny Anderson	vs. N.Y. Giants	18	130
	Sept. 16, 1973	Terry Metcalf - R	at Philadelphia	16	133
	Nov. 19, 1972	Donny Anderson	vs. N.Y. Giants	22	121
	Oct. 29, 1972	Donny Anderson	vs. Chicago	18	102
	Nov. 28, 1971	Johnny Roland	at N.Y. Giants	24	116
*	Oct. 18, 1970	MacArthur Lane	at Philadelphia	15	125
*	Oct. 11, 1970	MacArthur Lane	vs. New Orleans	16	132
	Sept. 27, 1970	MacArthur Lane	vs. Washington	28	146
	Nov. 30, 1969	Cid Edwards	vs. Pittsburgh	13	128
	Dec. 8, 1968	Willis Crenshaw	at N.Y. Giants	28	162
	Dec. 3, 1967	Johnny Roland	vs. New Orleans	21	106
	Nov. 5, 1967	Johnny Roland	at Washington	25	130
	Oct. 8, 1967	Johnny Roland	at Minnesota	17	122
	Sept, 17, 1967	Johnny Roland	vs. N.Y. Giants	21	124
	Oct. 23, 1966	Johnny Roland - R	at Washington	20	109
	Oct. 31, 1965	Bill Triplett	at N.Y. Giants	23	176
	Nov. 22, 1964	Bill Thornton	at Philadelphia	12	128
	Dec. 1, 1963	Bill Triplett	vs. Cleveland	16	102
	Sept. 22, 1963	Joe Childress	at Philadelphia	29	136
	Dec. 9, 1962	John David Crow	vs. Dallas	18	118
	Oct. 1, 1961	Prentice Gautt	at Philadelphia	15	135
	Dec. 18, 1960	John David Crow	vs. Pittsburgh	24	203
	Nov. 20, 1960	John David Crow	at Washington	17	157
	Oct. 23, 1960	John David Crow	vs. Dallas	24	143
	Oct. 9, 1960	John David Crow	at Philadelphia	16	134
	Sept. 27, 1959	Bobby Joe Conrad	vs. Washington	11	140
	Oct. 20, 1957	Ollie Matson	vs. Washington	13	155
	Nov. 25, 1956	Ollie Matson	vs. Pittsburgh	16	159
	Sept. 30, 1956	Ollie Matson	vs. Cleveland	20	144
	Nov. 20, 1955	Dave Mann - R	vs. Chicago Bears	10	108
	Nov. 5, 1955	Ollie Matson	vs. Pittsburgh	13	130
*	Nov. 28, 1954	Ollie Matson	at Pittsburgh	10	115
*	Nov. 21, 1954	Ollie Matson	vs. Washington	8	163
	Dec. 16, 1951	Charley Trippi	at Chicago Bears	13	145
	Nov. 13, 1949	Pat Harder	vs. New York Yanks	13	117
*	Oct. 30, 1949	Charley Trippi	vs. N.Y. Giants	18	125
*	Oct. 23, 1949	Elmer Angsman	vs. Detroit	12	116
	Sept. 26, 1949	Charley Trippi	vs. Washington	10	130
	Nov. 7, 1948	Charley Trippi	vs. Detroit	10	103
	Oct. 24, 1948	Charley Trippi	vs. Boston	9	104
	Oct. 10, 1948	Elmer Angsman	vs. Green Bay	18	146
	Dec. 28, 1947	*Elmer Angsman*	*vs. Philadelphia*	*10*	*159*
	Dec. 1, 1946	Pat Harder - R	vs. Chicago Bears	12	112
*	Nov. 12, 1944	John Grigas	at Detroit	25	123
*	Nov. 5, 1944	John Grigas	vs. Detroit	30	117
*	Oct. 29, 1944	John Grigas	at Washington	30	100
	Dec. 6, 1936	George Grosvenor	vs. Green Bay	35	100
	Nov. 29, 1936	George Grosvenor	vs. Chicago Bears	--	126
	Dec. 1, 1935	Doug Russell	vs. Chicago Bears	--	100

Career 100-Yard Rushers (159 Total)

Ottis Anderson – 34; Stump Mitchell – 14; Jim Otis – 9; Edgerrin James – 8; Ollie Matson – 6; Johnny Johnson – 6; Johnny Roland – 6; John David Crow – 5; Terry Metcalf – 5; Charley Trippi – 5; Tim Hightower – 4; Ronald Moore – 4; Donny Anderson – 4; Earl Ferrell – 3; John Grigas – 3; Garrison Hearst – 3; MacArthur Lane – 3; Wayne Morris – 3; Adrian Murrell – 3; Marcel Shipp – 3; Beanie Wells – 3; Elmer Angsman – 2; George Grosvenor - 2; Pat Harder – 2; Michael Pittman – 2; Emmitt Smith – 2; Bill Triplet – 2; One Each: Joe Childress; Bobby Joe Conrad; Willis Crenshaw; Cid Edwards; Prentice Gautt; LeShon Johnson; Thomas Jones; Jerry Latin; Dave Mann; Derrick McAdoo; Doug Russell; Anthony Thompson; Bill Thornton.

# denotes franchise record

* and & denote consecutive games

R - denotes rookies

100-YARD RECEIVING GAMES

	Date	Player	Opponent	Receptions	Yards
*	Jan. 1, 2012	Larry Fitzgerald	vs. Seattle	9	149
*	Dec. 24, 2011	Larry Fitzgerald	at Cincinnati	6	105
	Dec. 11, 2011	Larry Fitzgerald	vs. San Francisco	7	149
	Dec. 4, 2011	Andre Roberts	vs. Dallas	6	111
	Nov. 13, 2011	Larry Fitzgerald	at Philadelphia	7	146
	Oct. 2, 2011	Larry Fitzgerald	vs. N.Y. Giants	8	102
	Sept. 18, 2011	Larry Fitzgerald	at Washington	7	133
	Sept. 11, 2011	Early Doucet	vs. Carolina	3	105
	Jan. 2, 2011	Larry Fitzgerald	at San Francisco	11	125
	Dec. 25, 2010	Andre Roberts	vs. Dallas	5	110
	Dec. 19, 2010	Larry Fitzgerald	at Carolina	9	125
	Nov. 7, 2010	Larry Fitzgerald	at Minnesota	7	107
	Oct. 31, 2010	Steve Breaston	vs. Tampa Bay	8	147
	Sept. 12, 2010	Steve Breaston	at St. Louis	7	132
	Jan. 10, 2010	*Steve Breaston*	*vs. Green Bay (Wild Card)*	*7*	*125*
	Dec. 27, 2009	Anquan Boldin	vs. St. Louis	8	116
	Dec. 6, 2009	Larry Fitzgerald	vs. Minnesota	8	143
*	Nov. 22, 2009	Anquan Boldin	at. St. Louis	8	103
*	Nov. 15, 2009	Anquan Boldin	vs. Seattle	8	105
	Nov. 8, 2009	Larry Fitzgerald	at Chicago	9	123
	Oct. 18, 2009	Larry Fitzgerald	at Seattle	13	100
	Sept. 13, 2009	Tim Hightower	vs. San Francisco	12	121
*	*Feb. 1, 2009*	*Larry Fitzgerald*	*vs. Pittsburgh (SB XLIII)*	*7*	*127*
*	*Jan. 18, 2009*	*Larry Fitzgerald*	*vs. Philadelphia (NFC Champ.)*	*9*	*152*
*	*Jan. 10, 2009*	*Larry Fitzgerald*	*at Carolina (Div. Playoff)*	*8*	*166*
*	*Jan. 3, 2009*	*Larry Fitzgerald*	*vs. Atlanta (Wild Card)*	*6*	*101*
*	Dec. 28, 2008	Larry Fitzgerald	vs. Seattle	5	130
*	Dec. 21, 2008	Larry Fitzgerald	at New England	3	101
	Nov. 16, 2008	Larry Fitzgerald	at Seattle	10	151
		Anquan Boldin	at Seattle	13	186
	Nov. 10, 2008	Steve Breaston	vs. San Francisco	7	124
	Oct. 26, 2008	Larry Fitzgerald	at Carolina	7	115
	Oct. 12, 2008	Steve Breaston	vs. Dallas	8	102
	Sept. 28, 2008	Anquan Boldin	at N.Y. Jets	10	119
		Steve Breaston	at N.Y. Jets	9	122
*		Larry Fitzgerald	at N.Y. Jets	8	122
*	Sept. 21, 2008	Larry Fitzgerald	at Washington	7	109
*	Sept. 14, 2008	Larry Fitzgerald	vs. Miami	6	153
		Anquan Boldin	vs. Miami	6	140
	Dec. 30, 2007	Larry Fitzgerald	vs. St. Louis	11	171
	Dec. 23, 2007	Anquan Boldin	vs. Atlanta	13	162
	Dec. 9, 2007	Jerheme Urban	at Seattle	6	123
	Nov, 25, 2007	Larry Fitzgerald	vs. San Francisco	9	156
*	Oct. 7, 2007	Larry Fitzgerald	at St. Louis	9	136
*	Sept. 30, 2007	Larry Fitzgerald	vs. Pittsburgh	10	120
	Sept. 23, 2007	Anquan Boldin	at Baltimore	14	181
	Dec. 31, 2006	Anquan Boldin	at San Diego	4	112
	Nov. 26, 2006	Larry Fitzgerald	at Minnesota	11	172
		Anquan Boldin	at Minnesota	9	140
	Oct. 16, 2006	Anquan Boldin	vs. Chicago	12	136
	Sept. 24, 2006	Anquan Boldin	vs. St. Louis	10	129
	Sept. 10, 2006	Larry Fitzgerald	vs. San Francisco	9	133
**	Dec. 18, 2005	Anquan Boldin	at Houston	8	134
**	Dec. 11, 2005	Anquan Boldin	vs. Washington	9	114
**	Dec. 4, 2005	Anquan Boldin	at San Francisco	11	156
		Larry Fitzgerald	at San Francisco	8	129
**	Nov. 27, 2005	Anquan Boldin	vs. Jacksonville	10	115
**	Nov. 20, 2005	Anquan Boldin	at St. Louis	8	105
*		Larry Fitzgerald	at St. Louis	9	104
*	Nov. 13, 2005	Larry Fitzgerald	at Detroit	9	141
*	Nov. 6, 2005	Larry Fitzgerald	vs. Seattle	8	102
**	Oct. 9, 2005	Anquan Boldin	vs. Carolina	10	162
*		Larry Fitzgerald	vs. Carolina	9	136
**	Oct. 2, 2005	Anquan Boldin	vs. San Francisco	8	116
*		Larry Fitzgerald	vs. San Francisco	7	102
	Sept. 18, 2005	Anquan Boldin	vs. St. Louis	8	119
	Sept. 11, 2005	Larry Fitzgerald	at N.Y. Giants	13	155
	Dec. 26, 2004	Anquan Boldin	at Seattle	7	107
	Dec. 12, 2004	Anquan Boldin	vs. San Francisco	9	109
	Dec. 21, 2003	Anquan Boldin	at Seattle	10	122
	Dec. 7, 2003	Anquan Boldin	at San Francisco	9	123
	Nov. 23, 2003	Anquan Boldin	vs. St. Louis	6	123
	Nov. 9, 2003	Anquan Boldin	at Pittsburgh	8	118
	Sept. 7, 2003	Anquan Boldin	at Detroit	10	217
	Nov. 10, 2002	Jason McAddley	vs. Seattle	5	113
	Oct. 20, 2002	David Boston	vs. Dallas	6	110
	Sept. 8, 2002	David Boston	at Washington	7	138
	Dec. 30, 2001	David Boston	at Carolina	7	127
*	Dec. 9, 2001	David Boston	vs. Washington	6	132
*	Dec. 2, 2001	David Boston	at Oakland	6	106
*	Nov. 25, 2001	David Boston	at San Diego	6	121
	Nov. 18, 2001	Frank Sanders	vs. Detroit	7	127
*	Nov. 11, 2001	David Boston	vs. N.Y. Giants	9	137
*	Nov. 4, 2001	David Boston	vs. Philadelphia	8	138
*	Oct. 28, 2001	David Boston	at Dallas	9	108
*	Oct. 21, 2001	David Boston	vs. Kansas City	7	131
	Oct. 7, 2001	MarTay Jenkins	at Philadelphia	6	119
	Sept. 23, 2001	David Boston	vs. Denver	8	145
	Dec. 3, 2000	David Boston	at Cincinnati	9	184
	Oct. 15, 2000	David Boston	vs. Philadelphia	6	123
*	Sept. 10, 2000	David Boston	vs. Dallas	6	102
*	Sept. 3, 2000	David Boston	at N.Y. Giants	9	128
**	Jan. 2, 2000	Frank Sanders	at Green Bay	13	118
		Rob Moore	at Green Bay	6	120
**	Dec. 26, 1999	Frank Sanders	at Atlanta	3	106
	Nov. 28, 1999	Rob Moore	at N.Y. Giants	7	102
	Oct. 10, 1999	David Boston	vs. N.Y. Giants	8	101
*	Dec. 27, 1998	Frank Sanders	vs. San Diego	8	106
*	Dec. 20, 1998	Frank Sanders	vs. New Orleans	10	138
	Dec. 13, 1998	Rob Moore	at Philadelphia	7	109
	Nov. 29, 1998	Frank Sanders	at Kansas City	6	100
	Nov. 15, 1998	Frank Sanders	vs. Dallas	11	190
	Nov. 1, 1998	Rob Moore	at Detroit	5	107
	Oct. 4, 1998	Frank Sanders	vs. Oakland	10	118
*	Dec. 7, 1997	Rob Moore	vs. Washington	5	114
*	Nov. 30, 1997	Rob Moore	vs. Pittsburgh	8	188
*	Nov. 23, 1997	Rob Moore	at Baltimore	8	112
*	Nov. 16, 1997	Rob Moore	at N.Y. Giants	8	139
		Frank Sanders	at N.Y. Giants	9	188
	Oct. 19, 1997	Rob Moore	at Philadelphia	6	101
*	Oct. 5, 1997	Rob Moore	vs. Minnesota	8	108
*	Sept. 28, 1997	Rob Moore	at Tampa Bay	8	147
	Sept. 7, 1997	Rob Moore	vs. Dallas	6	108
	Aug. 31, 1997	Frank Sanders	at Cincinnati	6	105
	Nov. 24, 1996	Rob Moore	vs. Philadelphia	9	156
	Oct. 27, 1996	Rob Moore	vs. N.Y. Jets	7	143
	Sept. 29, 1996	Rob Moore	vs. St. Louis	9	143
	Sept. 1, 1996	Larry Centers	at Indianapolis	11	108
	Dec. 25, 1995	Larry Centers	vs. Dallas	12	172
	Dec. 9, 1995	Rob Moore	at San Diego	5	104
	Nov 26, 1995	Rob Moore	vs. Atlanta	8	121
		Larry Centers	vs. Atlanta	7	101
	Oct. 8, 1995	Frank Sanders	at N.Y. Giants	6	108
	Sept. 24, 1995	Rob Moore	at Dallas	9	154
	Sept. 10, 1995	Frank Sanders	vs. Philadelphia	5	102
	Dec. 4, 1994	Gary Clark	at Houston	6	120

ALL-TIME RECEIVING GAMES OF 160+ YARDS

256 Sonny Randle at N.Y. Giants, Nov. 4, 1962 (16 rec., TD)
217 Anquan Boldin at Detroit, Sept. 7, 2003 (10 rec., 2 TD)
212 Jackie Smith vs. Pittsburgh, Oct. 13, 1963 (9 rec., 2 TD)
198 Sonny Randle at Cleveland, Sept. 26, 1965 (7 rec., 3 TD)
197 John Gilliam at Pittsburgh, Oct. 6, 1969 (10 rec., TD)
196 Roy Green at Washington, Dec. 16, 1984 (8 rec., 2 TD)
192 John Gilliam at Cleveland, Oct. 26, 1969 (4 rec., 3 TD)
190 Frank Sanders vs. Dallas, Nov. 15, 1998 (11 rec., TD)
189 Roy Green at Dallas, Oct. 7, 1984 (8 rec., 2 TD)
188 Rob Moore vs. Pittsburgh, Nov. 30, 1997 (8 rec.)
Frank Sanders at N.Y. Giants, Nov. 16, 1997 (9 rec., TD)
187 Mel Gray at N.Y. Giants, Oct. 25, 1975 (7 rec., 2 TD)
186 Anquan Boldin at Seattle, Nov. 16, 2008 (13 rec.)
184 David Boston at Cincinnati, Dec. 3, 2000 (9 rec., 2 TD)
183 Roy Green at Indianapolis, Sept. 16, 1984 (8 rec., 2 TD)
Dave Stief vs. Atlanta, Dec. 17, 1978 (9 rec., TD)
181 Anquan Boldin at Baltimore, Sep. 23, 2007 (14 rec., 2 TD)
176 Roy Green vs. N.Y. Giants, Nov. 13, 1988 (9 rec., TD)
175 Taz Anderson vs. Philadelphia, Dec. 16, 1962 (8 rec.)
172 Larry Fitzgerald at Minnesota, Nov. 26, 2006 (11 rec.)
Larry Centers vs. Dallas, Dec. 25, 1995 (12 rec.)
171 Larry Fitzgerald vs. St. Louis, Dec. 30, 2007 (11 rec., 2 TD)
170 Roy Green vs. Dallas, Sept. 19, 1982 (10 rec., TD)
167 Gus Tinsley vs. Cleveland, Nov. 27, 1938 (6 rec., TD)
166 Larry Fitzgerald at Carolina, Jan. 10, 2009 (Div. Playoff) (8 rec., TD)
Roy Green at Seattle, Sept. 17, 1989 (8 rec., 3 TD)
Ernie Jones vs. Philadelphia, Dec. 10, 1988 (6 rec., TD)
Roy Green vs. Chicago, Oct. 14, 1984 (6 rec.)
John Gilliam vs. Philadelphia, Nov. 21, 1971 (6 rec.)
165 Bob Shaw vs. Baltimore, Oct. 2, 1950 (8 rec., 5 TD)
164 Dave Williams vs. New Orleans, Nov. 2, 1969 (8 rec., 4 TD)
163 Roy Green vs. Washington, Oct. 21, 1984 (6 rec., 2 TD)
Don Stonesifer vs. Washington, Nov. 21, 1954
162 Anquan Boldin vs. Atlanta, Dec. 23, 2007 (13 rec., 2 TD)
Anquan Boldin vs. Carolina, Oct. 9, 2005 (10 rec., TD)
Woodley Lewis at Philadelphia, Dec. 15, 1957 (6 rec., 3 TD)
161 Billy Stacy vs. N.Y. Giants, Oct. 8, 1961 (3 rec., TD)
Ollie Matson at Pittsburgh, Nov. 28, 1954 (5 rec., TD)
160 Mal Kutner vs. Detroit, Sept. 28, 1947

Date	Player	Opponent	Receptions	Yards
Jan. 2, 1994	Gary Clark	at Atlanta	9	121
Dec. 19, 1993	Gary Clark	at Seattle	12	152
Dec. 5, 1993	Gary Clark	vs. L.A. Rams	8	159
Oct. 24, 1993	Anthony Edwards	at San Francisco	4	112
Oct. 17, 1993	Ricky Proehl	vs. Washington	5	115
Dec. 6, 1992	Ricky Proehl	vs. San Diego	6	112
Nov. 29, 1992	Ricky Proehl	at Washington	7	104
Nov. 8, 1992	Ricky Proehl	at L.A. Rams	9	126
Oct. 11, 1992	Ernie Jones	at N.Y. Giants	6	125
Sept. 13, 1992	Randal Hill	vs. Philadelphia	5	109
Sept. 29, 1991	Ernie Jones	vs. New England	8	145
	Ricky Proehl	vs. New England	4	107
Dec. 29, 1990	Ricky Proehl	vs. Philadelphia	7	132
Dec. 23, 1990	Roy Green	vs. N.Y. Giants	8	147
	Ernie Jones	vs. N.Y. Giants	4	130
Dec. 9, 1990	Ricky Proehl	at Atlanta	6	102
Nov. 18, 1990	Roy Green	vs. Green Bay	4	102
	Ernie Jones	vs. Green Bay	7	117
Dec. 3, 1989	Roy Green	vs. Washington	8	116
Nov. 12, 1989	Ernie Jones	vs. Dallas	3	139
	Rob Await	vs. Dallas	6	105
Oct. 15, 1989	Ernie Jones	vs. Philadelphia	8	114
* Oct. 8, 1989	J.T. Smith	at Washington	8	114
* Oct. 1, 1989	J.T. Smith	vs. San Diego	11	123
Sept. 17, 1989	Roy Green	at Seattle	8	166
*	J.T. Smith	at Seattle	7	104
* Sept. 10, 1989	J.T. Smith	at Detroit	10	121
Dec. 10, 1988	Ernie Jones	vs. Philadelphia	6	166
&Nov. 20, 1988	J.T. Smith	at Houston	10	114
&Nov. 13, 1988	Roy Green	vs. N.Y. Giants	9	176
Oct. 9, 1988	Roy Green	vs. Pittsburgh	4	119
Sept. 18, 1988	J.T. Smith	at Tampa Bay	6	103
	Jay Novacek	at Tampa Bay	5	102
Dec. 27, 1987	Roy Green	at Dallas	7	112
	J.T. Smith	at Dallas	11	102
Nov. 29, 1987	J.T. Smith	at Atlanta	10	109
Nov. 8, 1987	Rob Await	vs. Tampa Bay	9	124
Nov. 1, 1987	J.T. Smith	vs. Philadelphia	10	112
Oct. 4, 1987	J.T. Smith	at Washington	6	116
Sept. 20, 1987	Roy Green	at San Diego	7	139
Dec. 7, 1986	J.T. Smith	at Philadelphia	10	131
	Roy Green	at Philadelphia	6	100
* Nov. 16, 1986	J.T. Smith	vs. New Orleans	8	106
* Nov. 9, 1986	J.T. Smith	at San Francisco	10	154
Nov. 28, 1985	Pat Tilley	at Dallas	6	115
Nov. 4, 1985	Pat Tilley	vs. Dallas	6	113
Dec. 16, 1984	Roy Green	at Washington	8	196
	Ottis Anderson	at Washington	12	124
Nov. 18, 1984	Ottis Anderson	at N.Y. Giants	6	112
Nov. 4, 1984	Roy Green	vs. L.A. Rams	5	105
* Oct. 21, 1984	Roy Green	vs. Washington	6	163
* Oct. 14, 1984	Roy Green	vs. Chicago	6	166
* Oct. 7, 1984	Roy Green	at Dallas	8	189
Sept. 16, 1984	Roy Green	at Indianapolis	8	183
Nov. 13, 1983	Roy Green	vs. Seattle	6	130
Oct. 24, 1983	Roy Green	vs. N.Y. Giants	6	100
Sept. 18, 1983	Roy Green	vs. San Francisco	8	133
Sept. 11, 1983	Pat Tilley	vs. Dallas	7	105
Jan. 8, 1983 (SB Tournament)	*Roy Green*	*at Green Bay*	*9*	*113*
Sept. 19, 1982	Roy Green	vs. Dallas	10	170
Nov. 22, 1981	Pat Tilley	at Baltimore	5	158
Oct. 18, 1981	Pat Tilley	at Atlanta	8	100
Sept. 20, 1981	Roy Green	vs. Washington	4	115
* Nov. 9, 1980	Pat Tilley	vs. Atlanta	6	120
* Nov. 2, 1980	Pat Tilley	vs. Dallas	5	145
Oct. 26, 1980	Mel Gray	at Baltimore	7	101
Sept. 21, 1980	Pat Tilley	at Detroit	10	128
Nov. 25, 1979	Pat Tilley	at Cincinnati	5	134
Sept. 23, 1979	Dave Stief	vs. Washington	6	125
	Pat Tilley	vs. Washington	7	114
Dec. 17, 1978	Dave Stief	vs. Atlanta	9	183
	Pat Tilley	vs. Atlanta	7	105
Nov. 5, 1978	Pat Tilley	vs. N.Y. Giants	4	101
Oct. 22, 1978	Mel Gray	at N.Y. Jets	4	105
Oct. 8, 1978	Mel Gray	vs. Baltimore	6	112
Sept. 24, 1978	Mel Gray	at Dallas	7	107
Sept. 17, 1978	Pat Tilley	vs. Washington	7	123
Nov. 20, 1977	Mel Gray	vs. Philadelphia	4	142
Nov. 25, 1976	Ike Harris	at Dallas	6	113
Nov. 14, 1976	Ike Harris	at Los Angeles	8	130
	Pat Tilley	at Los Angeles	6	120
Oct. 31, 1976	Mel Gray	vs. San Francisco	3	115
* Oct. 17, 1976	Mel Gray	vs. Dallas	7	152
* Oct. 10, 1976	Mel Gray	at Philadelphia	6	103
** Nov. 23, 1975	Mel Gray	at N.Y. Jets	4	116
** Nov. 16, 1975	Mel Gray	vs. Washington	7	109
Oct. 25, 1975	Mel Gray	at N.Y. Giants	7	187
Sept. 28, 1975	Mel Gray	at Dallas	5	114
Nov. 24, 1974	Mel Gray	at N.Y. Giants	5	102
Oct. 27, 1974	Earl Thomas	vs. Washington	4	106
Oct. 13, 1974	Jackie Smith	vs. Dallas	3	110
Oct. 6, 1974	Mel Gray	at San Francisco	3	124
Oct. 28, 1973	Mel Gray	vs. N.Y. Giants	5	125
Oct. 14, 1973	Ahmad Rashad	vs. Philadelphia	5	104
Sept. 23, 1973	Jackie Smith	vs. Washington	5	129
Dec. 17, 1972	Walker Gillette	vs. Philadelphia	4	108
Dec. 10, 1972	Bobby Moore	vs. Los Angeles	2	113
Nov. 12, 1972	Jackie Smith	at Dallas	5	110
Dec. 5, 1971	Mel Gray	vs. Green Bay	3	102
Nov. 21, 1971	John Gilliam	vs. Philadelphia	6	166
Oct. 24, 1971	Jackie Smith	vs. San Francisco	3	103
Oct. 3, 1971	Mel Gray	vs. N.Y. Giants	2	124
Sept. 27, 1971	John Gilliam	vs. N.Y. Jets	6	136
Dec. 20, 1970	John Gilliam	at Washington	5	125
Dec. 13, 1970	Jackie Smith	vs. N.Y. Giants	4	115
	MacArthur Lane	vs. N.Y. Giants	5	106
Dec. 6, 1970	John Gilliam	at Detroit	4	105
Oct. 25, 1970	John Gilliam	at N.Y. Giants	7	119
Oct. 11, 1970	Jackie Smith	vs. New Orleans	5	149
Sept. 18, 1970	John Gilliam	at Los Angeles	5	133
	Jackie Smith	at Los Angeles	4	102
Nov. 9, 1969	Jackie Smith	vs. N.Y. Giants	6	101
Nov. 2, 1969	Dave Williams	vs. New Orleans	8	164
*	John Gilliam	vs. New Orleans	5	106
* Oct. 26, 1969	John Gilliam	at Cleveland	4	192
Oct. 5, 1969	John Gilliam	at Pittsburgh	10	197
Sept. 21, 1969	Dave Williams	at Dallas	6	104
Nov. 10, 1968	Bobby Joe Conrad	vs. Pittsburgh	5	133
*	Dave Williams	vs. Pittsburgh	5	114
	Jackie Smith	vs. Pittsburgh	5	104
* Nov. 3, 1968	Dave Williams	at Philadelphia	3	100
Oct. 27, 1968	Jackie Smith	vs. New Orleans	4	147
Dec. 17, 1967	Jackie Smith	at N.Y. Giants	8	152
Nov. 23, 1967	Jackie Smith	at Dallas	4	116
Nov. 5, 1967	Jackie Smith	at Washington	4	103
Oct. 30, 1967	Dave Williams	vs. Green Bay	6	147
Oct. 22, 1967	Bobby Joe Conrad	vs. Philadelphia	8	115
	Jackie Smith	vs. Philadelphia	4	116
Oct. 1, 1967	Billy Gambrell	vs. Detroit	5	117
Dec. 17, 1966	Billy Grambell	vs. Cleveland	5	111
* Nov. 13, 1966	Jackie Smith	at Pittsburgh	5	106
* Nov. 6, 1966	Jackie Smith	at N.Y. Giants	3	103
Sept. 18, 1966	Jackie Smith	at N.Y. Giants	7	136
Dec. 11, 1965	Bobby Joe Conrad	at Dallas	8	126
Nov. 21, 1965	Jackie Smith	vs. N.Y. Giants	5	105
Nov. 7, 1965	Billy Grambrell	vs. Pittsburgh	3	100
Oct. 10, 1965	Bobby Joe Conrad	at Washington	6	121
Sept. 26, 1965	Sonny Randle	at Cleveland	7	198
Sept. 19, 1965	Jackie Smith	at Philadelphia	5	115
Dec. 13, 1964	Jackie Smith	vs. Philadelphia	9	145
Nov. 22, 1964	Bobby Joe Conrad	vs. Philadelphia	5	110
Nov. 1, 1964	Jackie Smith	at N.Y. Giants	5	124
	Bobby Joe Conrad	at N.Y. Giants	6	124
Oct. 4, 1964	Sonny Randle	at Washington	5	139
Sept. 20, 1964	Sonny Randle	at Cleveland	4	121
Dec. 8, 1963	Bobby Joe Conrad	vs. Philadelphia	6	122
Nov. 3, 1963	Joe Childress	vs. N.Y. Giants	5	118
Oct. 27, 1963	Sonny Randle	at Washington	3	102
Oct. 20, 1963	Bobby Joe Conrad	vs. Green Bay	8	112
Oct. 13, 1963	Jackie Smith	vs. Pittsburgh	9	212
Oct. 6, 1963	Sonny Randle	at Minnesota	6	159
Dec. 16, 1962	Taz Anderson	vs. Philadelphia	8	175
*	Sonny Randle	vs. Philadelphia	3	134
* Dec. 9, 1962	Sonny Randle	vs. Dallas	5	105
**	Bobby Joe Conrad	vs. Dallas	6	128
** Dec. 2, 1962	Bobby Joe Conrad	at Pittsburgh	7	106
* Nov. 11, 1962	Bobby Joe Conrad	vs. Pittsburgh	4	101
* Nov. 4, 1962	Bobby Joe Conrad	at N.Y. Giants	16	256
Oct. 28, 1962	Sonny Randle	at Dallas	3	144
Oct. 7, 1962	Bobby Joe Conrad	vs. N.Y. Giants	6	105
Sept. 30, 1962	Sonny Randle	at Washington	6	122
Dec. 10, 1961	Sonny Randle	vs. Dallas	7	116
Dec. 3, 1961	Bobby Joe Conrad	vs. Washington	4	128
Oct. 8, 1961	Billy Stacy	vs. N.Y. Giants	3	161
Dec. 18, 1960	Sonny Randle	vs. Pittsburgh	5	115
* Nov. 20, 1960	Sonny Randle	at Washington	11	146
* Nov. 13, 1960	Sonny Randle	at Cleveland	7	104
Sept. 23, 1960	John David Crow	at L.A. Rams	5	125
	Sonny Randle	at L.A. Rams	7	159
* Oct. 4, 1959	Woodley Lewis	vs. Cleveland	8	106
* Sept. 27, 1959	Woodley Lewis	vs. Washington	4	115
Dec. 13, 1958	Joe Childress	at Pittsburgh	8	118
* Nov. 16, 1958	Woodley Lewis	at Philadelphia	7	130

Date	Player	Opponent	Receptions	Yards
* Nov. 9, 1958	Woodley Lewis	at Washington	4	132
* Nov. 2, 1958	Woodley Lewis	vs. Philadelphia	7	150
Oct. 12, 1958	John David Crow	at Cleveland	4	152
Dec. 14, 1957	Woodley Lewis	vs. Philadelphia	6	162
Nov. 24, 1957	Ollie Matson	vs. N.Y. Giants	2	137
Nov. 3, 1957	Gern Nagler	vs. Philadelphia	6	152
Oct. 20, 1957	Woodley Lewis	at Washington	5	107
Oct. 6, 1957	Gern Nagler	vs. Washington	5	153
Dec. 12, 1954	Don Stonesifer	at Washington	9	144
Nov. 28, 1954	Ollie Matson	at Pittsburgh	5	161
Dec. 13, 1953	Gern Nagler	at Chicago Bears	5	109
Nov. 1, 1953	Gern Nagler	vs. N.Y. Giants	10	124
Oct. 18, 1953	Don Stonesifer	at N.Y. Giants	8	112
Dec. 14, 1952	Don Stonesifer	at Chicago Bears	7	111
Oct. 26, 1952	Ollie Matson	vs. Pittsburgh	3	121
Dec. 9, 1951	Fran Polsfoot	vs. Washington	6	121
Nov. 4, 1951	Fran Polsfoot	vs. Cleveland	8	129
Dec. 10, 1950	Bob Shaw	at Pittsburgh	7	128
Nov. 5, 1950	Bob Shaw	vs. Cleveland	5	111
Oct. 22, 1950	Fran Polsfoot	at Washington	5	144
Oct. 2, 1950	Bob Shaw	vs. Baltimore	8	165
Dec. 11, 1949	Charlie Trippi	at Chicago Bears	8	123
Nov. 27, 1949	Bob Ravensberg	vs. Green Bay	5	114
* Nov. 14, 1948	Mal Kutner	at Pittsburgh	6	126
* Nov. 7, 1948	Mal Kutner	vs. Detroit	6	143
Oct. 31, 1948	Billy Dewell	at L.A. Rams	8	144
Oct. 17, 1948	Mal Kutner	at N.Y. Giants	6	128
* Nov. 23, 1947	Mal Kutner	at Washington	8	133
* Nov. 16, 1947	Mal Kutner	vs. Green Bay	5	100
Nov. 2, 1947	Mal Kutner	vs. L.A. Rams	5	108
Oct. 26, 1947	Billy Dewell	vs. Boston	9	116
Sept. 28, 1947	Mal Kutner	vs. Detroit	7	160
Nov. 10, 1946	Mal Kutner	vs. Green Bay	4	127
* Nov. 3, 1946	Billy Dewell	at Boston	6	109
* Oct. 27, 1946	Billy Dewell	vs. L.A. Rams	5	119
Oct. 20, 1946	Mal Kutner	at N.Y. Giants	3	118
Oct. 13, 1946	Billy Dewell	at Detroit	5	132
Nov. 18, 1945	Ed Rucinski	vs. Cleveland Rams	6	100
Nov. 2, 1941	Billy Dewell	at N.Y. Giants	8	131
Oct. 8, 1939	Bill Smith	at Green Bay	6	128
Nov. 27, 1938	Gaynell Tinsley	vs. Cleveland Rams	7	167
Dec. 5, 1937	Gaynell Tinsley	vs. Chicago Bears	6	155
Oct. 10, 1937	Gaynell Tinsley	at Green Bay	6	148
Sept. 24, 1937	Gaynell Tinsley	at Washington	3	167

* and ** - denotes same receiver, consecutive games

Regular season 100-yard receivers (337 Total):

Larry Fitzgerald – 32; Anquan Boldin – 27; Jackie Smith – 22; Roy Green – 20; Rob Moore – 18; Mel Gray – 17; David Boston – 16; Bobby Joe Conrad – 14; Pat Tilley – 14; Sonny Randle – 14; J.T. Smith – 13; Frank Sanders – 12; John Gilliam – 9; Mal Kutner – 9; Ernie Jones – 7; Ricky Proehl – 7; Woodley Lewis – 7; Billy Dewell – 6; Steve Breaston – 5; Dave Williams – 5; Gary Clark – 4; Gaynell Tinsley – 4; Gern Nagler – 4; Billy Grambell – 3; Bob Shaw – 3; Don Stonesifer – 3; Fran Polsfoot – 3; Larry Centers – 3; Ollie Matson – 3; Two Each: Dave Stief; Ike Harris; Joe Childress; John David Crow; Ottis Anderson; Rob Await; Andre Roberts; One Each: Ahmad Rashad; Anthony Edwards; Bill Smith; Billy Stacy; Bob Ravensburg; Bobby Moore; Charlie Trippi; Earl Thomas; Ed Rucinski; Jason McAddley; Jay Novacek; Jerheme Urban; MacArthur Lane; MarTay Jenkins; Randal Hill; Taz Anderson; Walker Gillette; Tim Hightower; Early Doucet.

300-YARD PASSING GAMES

Date	Player	Opponent	Att	Comp	Yards
Dec. 18, 2011	John Skelton	vs. Cleveland	46	28	313
Nov. 13, 2011	John Skelton	at Philadelphia	40	21	315
Sept. 11, 2011	Kevin Kolb	vs. Carolina	27	18	309
Nov. 14, 2010	Derek Anderson	vs. Seattle	45	23	322
Jan 10, 2010	*Kurt Warner*	*vs. Green Bay (Wild Card)*	*33*	*29*	*379*
Dec. 27, 2009	Kurt Warner	vs. St. Louis	38	24	313
Nov. 15, 2009	Kurt Warner	vs. Seattle	38	29	340
* Oct. 11, 2009	Kurt Warner	vs. Houston	38	26	302
* Sept. 27, 2009	Kurt Warner	vs. Indianapolis	52	30	332
Feb. 1, 2009	*Kurt Warner*	*vs. Pittsburgh (SBXLIII)*	*43*	*31*	*377*
* Nov. 23, 2008	Kurt Warner	vs. N.Y. Giants	52	32	351
* Nov. 16, 2008	Kurt Warner	at Seattle	44	32	395
* Nov. 10 2008	Kurt Warner	vs. San Francisco	42	32	328
* Nov. 2, 2008	Kurt Warner	at St. Louis	33	22	343
* Oct. 26, 2008	Kurt Warner	at Carolina	49	35	381
Sept. 28, 2008	Kurt Warner	at N.Y. Jets	57	40#	472
Sept. 14, 2008	Kurt Warner	vs. Miami	24	19	361
* Dec. 30, 2007	Kurt Warner	vs. St. Louis	39	23	300
* Dec. 23, 2007	Kurt Warner	vs. Atlanta	52	35	369
Dec. 9, 2007	Kurt Warner	at Seattle	46	28	337
Nov. 25, 2007	Kurt Warner	vs. San Francisco	48	34	484
Dec. 31, 2006	Kurt Warner	at San Diego	32	22	356
+ Nov. 26, 2006	Matt Leinart	at Minnesota	51	31	405
Sept. 10, 2006	Kurt Warner	vs. San Francisco	37	23	301
& Dec. 4, 2005	Kurt Warner	at San Francisco	45	29	354
& Nov. 27, 2005	Kurt Warner	vs. Jacksonville	46	29	315
* Nov. 13, 2005	Kurt Warner	at Detroit	45	29	359
* Nov. 6, 2005	Kurt Warner	vs. Seattle	48	29	334

Kurt Warner holds the franchise record with 22 career 300-yard passing performances.

Date	Player	Opponent	Att	Comp	Yards
& Oct. 9, 2005	Josh McCown	vs. Carolina	46	39	398
& Oct. 2, 2005	Josh McCown	vs. San Francisco	46	32	385
Sept. 18, 2005	Kurt Warner	vs. St. Louis	41	28	327
Dec. 12, 2004	Josh McCown	vs. San Francisco	44	26	307
Nov. 21, 2004	Shaun King	at Carolina	52	28	343
Nov. 9, 2003	Jeff Blake	at Pittsburgh	43	23	307
Sept. 7, 2003	Jeff Blake	at Detroit	46	28	358
Nov. 18, 2001	Jake Plummer	vs. Detroit	33	21	334
Sept. 3, 2000	Jake Plummer	at N.Y. Giants	49	28	318
Jan. 2, 2000	Jake Plummer	vs. Green Bay	57	35	396
Dec. 20, 1998	Jake Plummer	vs. New Orleans	44	32	394
Nov. 15, 1998	Jake Plummer	vs. Dallas	56	31	465
Dec. 7, 1997	Jake Plummer	vs. Washington	38	19	337
Nov. 16, 1997	Jake Plummer	at N.Y. Giants	33	22	388
Sept. 28, 1997	Kent Graham	at Tampa Bay	52	31	339
Nov. 24, 1996	Boomer Esiason	vs. Philadelphia	43	24	367
Nov. 10, 1996	Boomer Esiason	at Washington	59	35	522#
Sept. 27, 1996	Kent Graham	vs. St. Louis	58	37	366
Dec. 24, 1995	Jay Schroeder	at Atlanta	42	26	317
Nov. 26, 1995	Dave Krieg	vs. Atlanta	43	27	413
* Oct. 8, 1995	Dave Krieg	at N.Y. Giants	38	23	305
* Oct. 1, 1995	Dave Krieg	vs. Kansas City	41	25	308
* Sept. 24, 1995	Dave Krieg	at Dallas	33	24	324
Dec. 19, 1993	Steve Beuerlein	at Seattle	53	34	431
Oct. 24, 1993	Steve Beuerlein	at San Francisco	50	26	334
Sept. 20, 1992	Chris Chandler	at Dallas	43	28	383
Sept. 29, 1991	Tom Tupa	vs. New England	28	17	312
* Dec. 29, 1990	Timm Rosenbach	vs. Philadelphia	31	19	301
* Dec. 23, 1990	Timm Rosenbach	vs. N.Y. Giants	41	23	381
Dec. 11, 1988	Neil Lomax	vs. Philadelphia	50	29	384
* Nov. 13, 1988	Neil Lomax	vs. N.Y. Giants	35	23	353
* Nov. 6, 1988	Neil Lomax	vs. San Francisco	41	25	323
Oct. 16, 1988	Neil Lomax	at Washington	44	26	332
Oct. 2, 1988	Neil Lomax	at L.A. Rams	43	28	342
Dec. 27, 1987	Neil Lomax	at Dallas	54	28	314
Nov. 29, 1987	Neil Lomax	at Atlanta	42	25	369
Nov. 8, 1987	Neil Lomax	vs. Tampa Bay	36	25	314
Sept. 20, 1987	Neil Lomax	at San Diego	61#	32	457
Dec. 7, 1986	Neil Lomax	at Philadelphia	48	30	390
Nov. 28, 1985	Neil Lomax	at Dallas	43	28	319
* Dec. 16, 1984	Neil Lomax	at Washington	46	37	468
* Dec. 9, 1984	Neil Lomax	vs. N.Y. Giants	33	23	300
& Nov. 11, 1984	Neil Lomax	vs. Dallas	52	27	388
& Nov. 4, 1984	Neil Lomax	vs. L.A. Rams	52	34	341
Oct. 21, 1984	Neil Lomax	vs. Washington	38	20	361
* Oct. 7, 1984	Neil Lomax	at Dallas	29	19	354
* Sept. 30, 1984	Neil Lomax	vs. Miami	37	22	308
Jan. 8, 1983 (SB Tournament)	*Neil Lomax*	*at Green Bay*	*51*	*32*	*385*
Nov. 1, 1981	Jim Hart	at Washington	39	24	305
Nov. 9, 1980	Jim Hart	vs. Atlanta	43	25	344
Sept. 7, 1980	Jim Hart	vs. N.Y. Giants	31	18	322
Nov. 25, 1979	Jim Hart	at Cincinnati	38	23	329
Sept. 23, 1979	Jim Hart	vs. Washington	43	24	306
Dec. 17, 1978	Jim Hart	vs. Atlanta	40	22	333

Date	Player	Opponent	Att	Comp	Yards
Nov. 14, 1976	Jim Hart	at L.A. Rams	33	20	324
Oct. 17, 1976	Jim Hart	vs. Dallas	33	22	346
Sept. 28, 1975	Jim Hart	at Dallas	32	15	314
Nov. 11, 1974	Jim Hart	vs. Minnesota	42	28	353
Dec. 17, 1972	Jim Hart	vs. Philadelphia	30	19	334
Nov. 2, 1969	Charley Johnson	vs. New Orleans	37	20	374
* Oct. 26, 1969	Charley Johnson	at Cleveland	30	15	306
* Nov. 10, 1968	Jim Hart	vs. Pittsburgh	40	17	353
Oct. 30, 1967	Jim Hart	vs. Green Bay	29	16	317
Oct. 1, 1967	Jim Hart	vs. Detroit	27	19	313
Nov. 21, 1965	Buddy Humphrey	vs. N.Y. Giants	39	22	320
* Sept. 26, 1965	Charley Johnson	at Cleveland	19	11	310
* Sept. 19, 1965	Charley Johnson	at Philadelphia	43	20	383
Dec. 13, 1964	Charley Johnson	vs. Philadelphia	49	28	371
Nov. 1, 1964	Charley Johnson	at N.Y. Giants	29	15	306
Dec. 8, 1963	Charley Johnson	vs. Philadelphia	29	14	315
* Oct. 13, 1963	Charley Johnson	vs. Pittsburgh	42	21	428
* Oct. 6, 1963	Charley Johnson	vs. Minnesota	42	21	301
& Dec. 16, 1962	Charley Johnson	vs. Philadelphia	32	17	386
& Dec. 9, 1962	Charley Johnson	vs. Dallas	27	13	302
Nov. 4, 1962	Charley Johnson	at N.Y. Giants	41	26	365
Sept. 28, 1947	Paul Christman	vs. Detroit	--	16	320
Dec. 5, 1937	Pat Coffey	vs. Chicago Bears	--	--	306

+ denotes NFL rookie record
 # denotes team record
* and & denotes consecutive games

Cardinals all-time regular season 300-yard passers (103 total)
Kurt Warner – 22; Neil Lomax – 19; Jim Hart – 14; Charley Johnson – 12; Jake Plummer – 7; Dave Krieg – 4; Josh McCown – 3; 2 each: Steve Beuerlein, Jeff Blake, Boomer Esiason, Kent Graham, Timm Rosenbach; John Skelton; 1 each: Derek Anderson, Chris Chandler, Paul Christman, Pat Coffey, Buddy Humphrey, Shaun King, Kevin Kolb, Matt Leinart, Jay Schroeder, Tom Tupa.

ALL-TIME PASSING GAMES OF 350+ YARDS

522 Boomer Esiason at Washington, Nov. 10, 1996 (35–59) OT
484 Kurt Warner vs. San Francisco, Nov. 25, 2007 (34-48) OT
472 Kurt Warner at N.Y. Jets, Sept. 28, 2008 (40-57)
468 Neil Lomax at Washington, Dec. 16, 1984 (37–46)
465 Jake Plummer vs. Dallas, Nov. 15, 1998 (31–56)
457 Neil Lomax at San Diego, Sept. 20, 1987 (32–61)
431 Steve Beuerlein at Seattle, Dec. 19, 1993 (34–53) OT
428 Charley Johnson vs. Pittsburgh, Oct. 13, 1963 (21–42)
413 Dave Krieg vs. Atlanta, Nov. 26, 1995 (27–43) OT
405 Matt Leinart at Minnesota, Nov. 26, 2006 (31-51)
398 Josh McCown vs. Carolina, Oct. 9, 2005 (29-46)
396 Jake Plummer vs. Green Bay, Jan. 2, 2000 (35–57)
395 Kurt Warner at Seattle, Nov. 16, 2008 (32-44)
394 Jake Plummer vs. New Orleans, Dec. 20, 1998 (32–44)
390 Neil Lomax at Philadelphia, Dec. 7, 1986 (30–48) OT
388 Jake Plummer at N.Y. Giants, Nov. 16, 1997 (22–33)
Neil Lomax vs. Dallas, Nov. 11, 1984 (27–52)
386 Charley Johnson vs. Philadelphia, Dec. 16, 1962 (17–32)
385 Josh McCown vs. San Francisco, Oct. 2, 2005 (32–46)
*Neil Lomax at Green Bay, Jan. 8, 1983 (32–51)**
384 Neil Lomax vs. Philadelphia, Dec. 11, 1988 (29–50)
383 Chris Chandler at Dallas, Sept. 20, 1992 (28–43)
Charley Johnson at Philadelphia, Sept. 19, 1965 (20–43)
381 Kurt Warner at Carolina, Oct. 26, 2008 (35-49)
Timm Rosenbach vs. N.Y. Giants, Dec. 23, 1990 (23–41)
379 Kurt Warner vs. Green Bay, Jan. 10, 2010 (29–33) (Wild Card)
377 Kurt Warner vs. Pittsburgh, Feb. 1, 2009 (31-43) (SB XLIII)
374 Charley Johnson vs. New Orleans, Nov. 2, 1969 (20–37)
371 Charley Johnson vs. Philadelphia, Dec. 13, 1964 (28–49)
369 Kurt Warner vs. Atlanta, Dec. 23, 2007 (35-52) OT
Neil Lomax at Atlanta, Nov. 29, 1987 (25–42)
367 Boomer Esiason vs. Philadelphia, Nov. 24, 1996 (24–43)
366 Kent Graham vs. St. Louis, Sept. 27, 1996 (37–58) OT
365 Charley Johnson at N.Y. Giants, Nov. 4, 1962 (26–41)
361 Kurt Warner vs. Miami, Sept. 14, 2008 (19-24)
Neil Lomax vs. Washington, Oct. 21, 1984 (20–38)
359 Kurt Warner at Detroit, Nov. 13, 2005 (29–45)
358 Jeff Blake at Detroit, Sept. 7, 2003 (28–46)
356 Kurt Warner at San Diego, Jan. 1, 2007 (22-32)
354 Kurt Warner at San Francisco, Dec. 4, 2005 (29-45)
Neil Lomax at Dallas, Oct. 7, 1984 (19–29)
353 Neil Lomax vs. N.Y. Giants, Nov. 13, 1988 (23–35)
Jim Hart vs. Minnesota, Nov. 11, 1974 (28–42)
Jim Hart vs. Pittsburgh, Nov. 10, 1968 (17–40)
351 Kurt Warner vs. N.Y. Giants, Nov. 23, 2008 (32-52)

INDIVIDUAL SCORING RECORDS

TOTAL POINTS

Career
1,380 ...Jim Bakken, 1962–78 (282 FG, 534 PAT)
699 ...Neil Rackers, 2003–09 (161 FG, 216 PAT)
484 ...Greg Davis, 1991–96 (116 FG, 136 PAT)
440 ...Larry Fitzgerald, 2004– (73 TD, 2-pt conv.)
439 ...Neil O'Donoghue, 1980–85 (86 FG, 181 PAT)
414 ...Roy Green, 1979–90 (69 TD)
389 ...Pat Harder, 1946–50 (27 TD, 21 FG, 164 PAT)
Bobby Joe Conrad, 1958–68 (42 TD, 14 FG, 95 PAT)
360 ...Sonny Randle, 1959–66 (60 TD)
306 ...Ottis Anderson, 1979–86 (51 TD)
John David Crow, 1958–64 (51 TD)

Season
140.....Neil Rackers, 2005 (40 FG, 20 PAT)
119.....Neil Rackers, 2008 (25 FG, 44 PAT)
117.....Neil O'Donoghue, 1984 (23 FG, 48 PAT)
Jim Bakken, 1967 (27 FG, 36 PAT)
116.....Neil Rackers, 2006 (28 FG, 32 PAT)
115.....Jim Bakken, 1964 (25 FG, 40 PAT)
110.....Neil Rackers, 2007 (21 FG, 47 PAT)
Pat Harder, 1948 (6 TD, 7 FG, 53 PAT)
109.....Greg Davis, 1995 (30 FG, 19 PAT)
107.....Jay Feely, 2010 (24 FG, 29 PAT, TD)
102.....John David Crow, 1962 (17 TD)
Pat Harder, 1949 (8 TD, 3 FG, 45 PAT)
Pat Harder, 1947 (7 TD, 7 FG, 39 PAT)

Game
*40.....Ernie Nevers vs. Chicago, Nov. 28, 1929 (6 TD, 4 PAT)
30.....Bob Shaw vs. Baltimore, Oct. 2, 1950 (5 TD)
27.....Paddy Driscoll vs. Rochester, Oct. 7, 1923 (4 TD, 3 PAT)
25.....Jay Feely vs. Denver, Dec. 12, 2010 (5 FG, 4 PAT, TD)
Bobby Joe Conrad vs. Wash., Sept. 27, 1959 (3 TD, 7 PAT)
24.....Ronald Moore vs. L.A. Rams, Dec. 5, 1993 (4 TD)
Roy Green vs. Seattle, Nov. 13, 1983 (4 TD)
***NFL Record**

Opponent/Game
24.....Brian Westbrook at Philadelphia, Nov. 27, 2008 (4 TD)
Shaun Alexander at Seattle, Sept. 25, 2005 (4 TD)
Dorsey Levens at Green Bay, Jan. 2, 2000 (4 TD)
Emmitt Smith at Dallas, Dec. 16, 1990 (4 TD)
Earnest Gray vs. N.Y. Giants, Sept. 7, 1980 (4 TD)

TOUCHDOWNS

Career
73.....Larry Fitzgerald, 2004–
69.....Roy Green, 1979–90
60.....Sonny Randle, 1959–66
51.....Ottis Anderson, 1979–86
John David Crow, 1958–64
50.....Ollie Matson, 1952, '54–58
46.....Mel Gray, 1971–82
45.....Anquan Boldin, 2003–09
43.....Jackie Smith, 1963–77
42.....Stump Mitchell, 1981–90
Bobby Joe Conrad, 1958–68
Wayne Morris, 1976–83
37.....Pat Tilley, 1976–85
Charley Trippi, 1947–55

Season
17.....John David Crow, 1966
15.....Sonny Randle, 1960
Mal Kutner, 1948
14.....Roy Green, 1983
13.....Larry Fitzgerald, 2009

Game
**6.....Ernie Nevers vs. Chicago, Nov. 28, 1929
5.....Bob Shaw vs. Baltimore, Oct. 2, 1950
4.....Ronald Moore vs. L.A. Rams, Dec. 5, 1993
Roy Green vs. Seattle, Nov. 13, 1983
Wayne Morris vs. New Orleans, Oct. 23, 1977
MacArthur Lane at Philadelphia, Oct. 18, 1970
Dave Williams vs. New Orleans, Nov. 2, 1969
John David Crow vs. Philadelphia, Dec. 16, 1962
Ollie Matson vs. Washington, Nov. 21, 1954
Paddy Driscoll vs. Rochester, Oct. 7, 1923
****Ties NFL record**

Opponent/Game
4.....Brian Westbrook at Philadelphia, Nov. 27, 2008
Shaun Alexander at Seattle, Sept. 25, 2005
Dorsey Levens at Green Bay, Jan. 2, 2000
Emmitt Smith at Dallas, Dec. 16, 1990
Earnest Gray vs. N.Y. Giants, Sept. 7, 1980

FIELD GOALS MADE

Career

282.....Jim Bakken, 1962–78
161.....Neil Rackers, 2003–09
116.....Greg Davis, 1991–96
86.....Neil O'Donoghue, 1980–85
51.....Al Del Greco, 1987–90
43.....Jay Feely, 2010-
41.....Pat Summerall, 1953–57

Season

*40.....Neil Rackers, 2005 (42 att.)
30.....Greg Davis, 1995 (39 att.)
28.....Neil Rackers, 2006 (37 att.)
27.....Jim Bakken, 1967 (39 att.)
25.....Neil Rackers, 2008 (28 att.)
Jim Bakken, 1964 (38 att.)
24.....Jay Feely, 2010 (27 att.)
23.....Neil O'Donoghue, 1984 (35 att.)
Jim Bakken, 1973 (32 att.)
Jim Bakken, 1966 (40 att.)
***NFL record**

Game

7.....Jim Bakken at Pittsburgh, Sept. 24, 1967
6.....Neil Rackers vs. San Francisco, Oct. 2, 2005 (Mexico City)
Jim Bakken at Atlanta, Dec. 9, 1973
5.....Jay Feely vs. Denver, Dec. 12, 2010
Jim Bakken at Green Bay, Sept. 29, 1976
Jim Bakken vs. Philadelphia, Dec. 13, 1964
4.....21 times, most recently by Neil Rackers at Seattle, Nov. 16, 2008

Opponent/Game

5.....Olindo Mare vs. Seattle, Nov. 14, 2010
Olindo Mare at Seattle, Oct. 24, 2010
Morten Andersen at Atlanta, Oct. 1, 2006
Ryan Longwell vs. Green Bay, Sept. 24, 2000
Richie Cunningham vs. Dallas, Sept. 7, 1997
Gary Anderson at Philadelphia, Dec. 22, 1996

LONGEST FIELD GOALS

55.....Jay Feely vs. Denver, Dec. 12, 2010
Neil Rackers vs. Seattle, Oct. 24, 2004
Neil Rackers vs. Seattle, Oct. 24, 2004
Greg Davis at Detroit, Sept. 17, 1995
Greg Davis at Seattle, Dec. 19, 1993
54.....Neil Rackers at Seattle, Nov. 16, 2008
Neil Rackers at Seattle, Sept. 25, 2005
Greg Davis at Detroit, Sept. 26, 1993
53.....Jay Feely at San Diego, Oct. 3, 2010
Tim Duncan vs. San Francisco, Oct. 26, 2003
Joe Nedney at Detroit, Nov. 1, 1998
Greg Davis at Washington, Sept. 12, 1993
52.....Neil Rackers vs. Seattle, Sept. 16, 2007
Neil Rackers at Dallas, Oct. 30, 2005
Neil Rackers, vs. New England, Sept. 19, 2004
Chris Jacke vs. San Diego, Dec. 27, 1998
Greg Davis at N.Y. Giants, Oct. 6, 1991
Greg Davis at Philadelphia, Sept. 8, 1991
Neil O'Donoghue vs. Buffalo, Sept. 9, 1984
Neil O'Donoghue vs. Minnesota, Oct. 30, 1983
Neil O'Donoghue at Tampa Bay, Oct. 6, 1983
51.....Jay Feely at Minnesota, Oct. 9, 2011
Neil Rackers, at St. Louis, Nov. 20, 2005
Neil Rackers, at Detroit, Nov. 13, 2005
Neil Rackers, vs. New England, Sept. 19, 2004
Cary Blanchard vs. Dallas, Sept. 10, 2000
Greg Davis vs. Pittsburgh, Oct. 30, 1994-OT
Greg Davis vs. Atlanta, Oct. 20, 1991
Al Del Greco at L.A. Rams, Oct. 2, 1988
Steve Little at Dallas, Oct. 21, 1979
Jim Bakken at Cleveland, Sept. 20, 1964
50.....Neil Rackers vs. Carolina, Oct. 14, 2007
Neil Rackers at St. Louis, Oct. 7, 2007
Neil Rackers at Minnesota, Nov. 26, 2006
Neil Rackers vs. Seattle, Nov. 6, 2005
Neil Rackers at Seattle, Sept. 25, 2005
Neil Rackers vs. Seattle, Oct. 24, 2004
Bill Gramatica at Carolina, Oct. 6, 2002



Jim Bakken is the all-time leader in points scored in Cardinals history with 1,380.

Bill Gramatica vs. Detroit, Nov. 18, 2001
Greg Davis at Seattle, Dec. 19, 1993
Al Del Greco at Philadelphia, Sept. 16, 1990
Al Del Greco vs. New England, Nov. 25, 1990
Al Del Greco vs. Atlanta, Oct. 22, 1989
Pat Summerall at N.Y. Giants, Oct. 17, 1954
Paddy Driscoll vs. Columbus, Oct. 11, 1925 (drop kick)
Paddy Driscoll vs. Milwaukee, Sept. 28, 1924 (drop kick)

Opponent/Game

57.....Jeff Wilkins at St. Louis, Sept. 27, 1998
55.....Jay Feely vs. Atlanta, Sept. 30, 2001
54.....Sebastian Janikowski vs. Oakland, Sept. 26, 2010
Jason Elam at Denver, Dec. 29, 2002
Cary Blanchard vs. Washington, Nov. 8, 1998
Brad Daluiso at N.Y. Giants, Nov. 28, 1993
Tom Dempsey at Philadelphia, Dec. 12, 1971
53.....Ryan Longwell at Minnesota, Oct. 9, 2011
David Buehler vs. Dallas, Dec. 25, 2010
Rob Bironas vs. Tennessee, Oct. 23, 2005
Jeff Wilkins at St. Louis, Sept. 28, 2003
Scott Blanton at Washington, Nov. 10, 1996-OT
Jason Elam at Denver, Nov. 5, 1995

FIELD GOALS ATTEMPTED

Career

448.....Jim Bakken, 1962–78
195.....Neil Rackers, 2003–09
167.....Greg Davis, 1991–96
142.....Neil O'Donoghue, 1980–85
101.....Pat Summerall, 1953–57

Season

42.....Neil Rackers, 2005
40.....Jim Bakken, 1966
39.....Greg Davis, 1995
39.....Jim Bakken, 1967
38.....Jim Bakken, 1964

Game

*9.....Jim Bakken at Pittsburgh, Sept. 24, 1967
7.....Jim Bakken at Atlanta, Dec. 9, 1973
Jim Bakken at Atlanta, Dec. 11, 1966

Opponent/Game

6.....David Akers at San Francisco, Nov. 20, 2011
Olindo Mare vs. Seattle, Nov. 14, 2010
Sebastian Janikowski vs. Oakland, Sept. 26, 2010
Richie Cunningham vs. Dallas, Sept. 7, 1997
Charlie Gogolak at Washington, Oct. 23, 1966
***NFL record**

MOST CONSECUTIVE FIELD GOALS

31 .....Neil Rackers (Games 1–10, 2005)
18 .....Jay Feely (Games 3-13, 2010)
15 .....Neil Rackers (Games 5-11, 2008)
12 .....Neil Rackers (Games 3-13, 2009)
11 .....Jay Feely (Games 11-16, 2011)
Bill Gramatica (Games 4–11, 2001)
Greg Davis (Games 10–14, 1994)
10 .....Al Del Greco (Games 4–9, 1989)
Jim Bakken (Games 1–6, 1975)
Jim Bakken (Game 10, 1965–Game 1, 1966)
9 .....Neil Rackers (Games 11–16, 2008–Games 1–2, 2009)

MOST CONSECUTIVE GAMES KICKING A FG

19 .....Jim Bakken, 1966–67
13 .....Neil Rackers, 2005–06
12 .....Neil Rackers, 2004–05
Neil O'Donoghue, 1984
11 .....Neil Rackers, 2006–07
9 .....Jim Bakken, 1963–64

BEST FIELD GOAL PERCENTAGE

Season (10 att.)
.952 .....Neil Rackers, 2005 (40–42)
.941 .....Neil Rackers, 2009 (16–17)
.892 .....Neil Rackers, 2008 (25-28)
.888 .....Jay Feely, 2010 (24-27)
.824 .....Kevin Butler, 1996 (14–17)
.800 .....Bill Gramatica, 2001 (16–20)
.792 .....Jay Feely, 2011 (19-24)
Jim Bakken, 1975 (19–24)
.769 .....Greg Davis, 1995 (30–39)
Greg Davis, 1994 (20–26)

PATS SCORED

Career
534.....Jim Bakken, 1962–78
216.....Neil Rackers, 2003–09
181.....Neil O'Donoghue, 1980–85
164.....Pat Harder, 1946–50
121.....Pat Summerall, 1953–57
136.....Greg Davis, 1991–96
109.....Al Del Greco, 1987–90
Season
53.....Pat Harder, 1948
48.....Neil O'Donoghue, 1984
47.....Neil Rackers, 2007
45.....Pat Harder, 1949
Neil O'Donoghue, 1983
Game
**9/9 ...Pat Harder at N.Y. Giants, Oct. 17, 1948
8/8.....Pat Harder vs. Detroit, Nov. 7, 1948
8/9.....Pat Harder at N.Y. Bulldogs, Oct. 13, 1949
Jim Bakken at Minnesota, Oct. 6, 1963
****Ties NFL record**
Opponent/Game
7/8 .....Garo Yepremian vs. Miami, Nov. 24, 1977
7/7 .....Morten Andersen at Kansas City, Dec. 1, 2002
Ryan Longwell at Green Bay, Jan. 2, 2000
Pete Gogolak at N.Y. Giants, Dec. 7, 1969
Tony Franklin vs. Philadelphia, Nov. 8, 1981
Most Consecutive PATs
136.....Greg Davis, Sept. 1, 1991-Nov. 3, 1996 (19 in 1991, 28 in 1992, 37 in 1993, 21 in 1994, 19 in 1995, 12 in 1996)
124.....Jim Bakken (44 in 1963, 40 in 1964, 33 in 1965, 7 in 1966)
113 ..... Neil Rackers (33 in 2007, 44 in 2008, 36 in 2009)
102.....Neil Rackers (8 in 2003, 28 in 2004, 20 in 2005, 32 in 2006, 14 in 2007)
97.....Jim Bakken (20 in 1966, 36 in 1967, 40 in 1968, 1 in 1969)
81.....Pat Harder (53 in 1948, 28 in 1949)
Most PATs (No Misses) In One Season
53.....Pat Harder, 1948
44.....Neil Rackers, 2008
Jim Bakken, 1963
40.....Jim Bakken, 1964 and 1968
Most PATs (No Misses) In One Game
9.....Pat Harder at N.Y. Giants, Oct. 17, 1948
8.....Pat Harder vs. Detroit, Nov. 7, 1948
Jim Bakken at Minnesota, Oct. 6, 1983

MOST CONSECUTIVE GAMES SCORING TD

7.....John David Crow, 1959–60
6.....Anquan Boldin, 2008
5.....13 times, most recently by Larry Fitzgerald, 2007

MOST CONSECUTIVE GAMES SCORING

79.....Jim Bakken (Sept. 14, 1963–Nov. 10, 1968)
65.....Neil Rackers (Dec. 11, 2005–Dec. 14, 2009)
41.....Greg Davis (Nov. 3, 1991–Sept. 11, 1994)
34.....Neil Rackers (Nov. 16, 2003–Nov. 27, 2005)
Bobby Joe Conrad (Sept. 28, 1958–Nov. 27, 1960)
33.....Al Del Greco (Dec. 13, 1987–Dec. 16, 1989)

INDIVIDUAL RUSHING RECORDS

TOTAL RUSHING YARDS

Career
7,999....Ottis Anderson, 1979–86
4,649....Stump Mitchell, 1981–89
3,863....Jim Otis, 1973–78
3,608....Johnny Roland, 1966–72
3,511....Charley Trippi, 1947–55
3,489....John David Crow, 1958–64
3,438....Terry Metcalf, 1973–77
3,373....Wayne Morris, 1976–83
Season
1,605....Ottis Anderson, 1979
1,376....Ottis Anderson, 1981
1,352....Ottis Anderson, 1980
1,270....Ottis Anderson, 1983
1,222....Edgerrin James, 2007
1,174....Ottis Anderson, 1984
1,159....Edgerrin James, 2006
1,076....Jim Otis, 1975
1,071....John David Crow, 1960
1,070....Garrison Hearst, 1995
1,047....Beanie Wells, 2011
1,042....Adrian Murrell, 1998
1,018....Ronald Moore, 1993
1,006....Stump Mitchell, 1985
Game
228 .....Beanie Wells at St. Louis, Nov. 27, 2011 (27 att.)
214 .....LeShon Johnson at New Orleans, Sept. 22, 1996 (21 att.)
203 .....John David Crow vs. Pittsburgh, Dec. 18, 1960 (24 att.)
193 .....Ottis Anderson vs. Dallas, Sept. 2, 1979 (21 att.)
182 .....Wayne Morris at Minnesota, Nov. 6, 1977 (27 att.)
179 .....Stump Mitchell vs. Philadelphia, Nov. 17, 1985 (22 att.)
Opponent/Game
228 .....Clinton Portis at Denver, Dec. 29, 2002 (24 att.)
216 .....Corey Dillon at Cincinnati, Dec. 3, 2000 (35 att.)
213 .....Charles White vs. L.A. Rams, Nov. 15, 1987 (34 att.)
208 .....Eric Dickerson vs. L.A. Rams, Nov. 4, 1984 (21 att.)
206 .....George Rogers vs. Washington, Dec. 21, 1985 (34 att.)
George Rogers at New Orleans, Sept. 4, 1983 (24 att.)

RB Beanie Wells established a new franchise record with 228 rushing yards at St. Louis in 2011.

RUSHING ATTEMPTS

Career

1,859....Ottis Anderson, 1979–86
1,011....Jim Otis, 1973–78
986.....Stump Mitchell, 1981–89
962.....Johnny Roland, 1966–72
896.....Wayne Morris, 1976–83
794.....Edgerrin James, 2006–08
784.....John David Crow, 1958–64

Season

337 .....Edgerrin James, 2006
331 .....Ottis Anderson, 1979
328 .....Ottis Anderson, 1981
324 .....Edgerrin James, 2007
301 .....Ottis Anderson, 1980

Game

36.....Edgerrin James vs. Chicago, Oct. 16, 2006 (55 yards)
Ronald Moore vs. Philadelphia, Nov. 7, 1993 (160 yards)
Johnny Johnson vs. N.Y. Giants, Dec. 12, 1992 (156 yards)
Wayne Morris at Washington, Nov. 19, 1978 (123 yards)
35.....Marcel Shipp vs. San Francisco, Oct. 26, 2003 (165 yards)
George Grosvenor vs. Green Bay, Dec. 4, 1936
33.....Jim Otis at Chicago, Dec. 14, 1975 (147 yards)
32.....Adrian Murrell at Philadelphia, Dec. 13, 1998 (174 yards)
31.....Ottis Anderson at N.Y. Giants, Nov. 30, 1980 (168 yards)
Ottis Anderson at N.Y. Giants, Sept. 9, 1979 (109 yards)
30.....Ronald Moore vs. Pittsburgh, Oct. 30, 1994 (67 yards)
Johnny Johnson at N.Y. Giants, Oct. 21, 1990 (108 yards)
Ottis Anderson vs. N.Y. Giants, Dec. 26, 1982 (110 yards)

Opponent/Game

38.....Stephen Davis at Washington, Jan. 6, 2002 (148 yards)
Curtis Martin at N.Y. Jets, Nov. 7, 1999 (131 yards)
Eric Dickerson vs. L.A. Rams, Sept. 7, 1986 (193 yards)
37.....Stephen Davis at Washington, Dec. 12, 1999 (189 yards)
36.....Jerome Bettis vs. Pittsburgh, Nov. 30, 1997-OT (142 yards)
35.....Corey Dillon at Cincinnati, Dec. 3, 2000 (216 yards)
34.....Earnest Graham, at Tampa Bay, Nov. 4, 2007 (124 yards)
Maurice Hicks vs. San Francisco, Dec. 12, 2004 (139 yards)
Charles White vs. L.A. Rams, Nov. 15, 1987 (213 yards)
George Rogers vs. Washington, Dec. 21, 1985 (206 yards)
Delvin Williams vs. S.F., Oct. 3, 1976 (194 yards)
John Braxton vs. Buffalo, Nov. 27, 1975 (160 yards)

TOUCHDOWNS RUSHING

Career

46 .....Ottis Anderson, 1979–86
34 .....Wayne Morris, 1976–83
John David Crow, 1958–64
32 .....Stump Mitchell, 1981–89
27 .....Johnny Roland, 1966–72
Elmer Angsman, 1946–52
26 .....Ernie Nevers, 1929–31

Season

14 .....John David Crow, 1962
12 .....Ernie Nevers, 1929
11 .....MacArthur Lane, 1970
10 .....Beanie Wells, 2011
Tim Hightower, 2008
Donny Anderson, 1973
Johnny Roland, 1967
9 .....Emmitt Smith, 2004
Mario Bates, 1999
Ronald Moore, 1993
Stump Mitchell, 1984
Ottis Anderson, 1981
Ottis Anderson, 1980
Terry Metcalf, 1975

Game

*6.....Ernie Nevers vs. Chicago, Nov. 28, 1929
4.....Ronald Moore vs. L.A. Rams, Dec. 5, 1993
Wayne Morris vs. New Orleans, Oct. 23, 1977
Paddy Driscoll vs. Rochester, Oct. 17, 1923
***NFL record**

Opponent/Game

4.....Shaun Alexander at Seattle, Sept. 25, 2005
Dorsey Levens at Green Bay, Jan. 2, 2000
Emmitt Smith at Dallas, Dec. 16, 1990

RUSHING AVERAGE

Career

5.1.....Charley Trippi, 1947–55 (687–3,511)
4.7.....Stump Mitchell, 1981–89 (943–4,484)
4.6.....Terry Metcalf, 1973–77 (748–3,438)
4.5.....John David Crow, 1958–64 (784–3,489)
4.4.....Ollie Matson, 1952 (761–3,331)

Season (100 Attempts)

5.9.....John David Crow, 1960 (183–1,071)
5.5.....Stump Mitchell, 1985 (182–1,006)
5.4.....Elmer Angsman, 1949 (125–674)
Charley Trippi, 1948 (128–690)
5.0.....Terry Metcalf, 1977 (149–739)
Ollie Matson, 1954 (101–506)
Charley Trippi, 1949 (112–558)

Game (10 attempts)

13.0.....Charley Trippi at Wash., Sept. 26, 1949 (10 att.-130 yards)
12.7.....Bobby Joe Conrad vs. Wash., Sept. 27, 1959 (11 att.-140 yards)
11.9.....Ollie Matson at Wash., Oct. 20, 1957 (13 att.-155 yards)
11.2.....Charley Trippi at Chicago, Dec. 16, 1951 (13 att.-145 yards)
10.8 ..... Stump Mitchell vs. Wash., Dec. 21, 1985 (12 att.-129 yards)

Opponent/Game

13.2.....DeAngelo Williams vs. Carolina, Nov. 1, 2009 (12 att.-158 yards)
12.1.....DeAngelo Williams vs. Carolina, Oct. 14, 2007 (10 att.-121 yards)
11.1..... Tiki Barber at N.Y. Giants, Sept. 3, 2000 (13 att.-144 yards)
10.1.....Tony Dorsett vs. Dallas, Oct. 9, 1977 (14 att.-141 yards)
10.0.....Timmy Brown vs. Phila., Nov. 28, 1965 (18 att.-180 yards)

LONGEST RUNS

83.....John David Crow vs. Washington, Oct. 4, 1958 (TD)
82.....Elmer Angsman vs. Detroit, Oct. 23, 1949 (TD)
80.....Tim Hightower at Atlanta, Sept. 19, 2010 (TD)
Paddy Driscoll vs. Kansas City, Oct. 18, 1925 (TD)
79.....Ollie Matson vs. Pittsburgh, Nov. 25, 1956
Ollie Matson vs. Washington, Nov. 21, 1954
78.....Charles Belden vs. Frankford, Oct. 25, 1930 (TD)

Opponent/Longest Run

88.....Shaun Alexander vs. Seattle, Nov. 6, 2005 (TD)
85.....Chris Johnson at Tennessee, Nov. 29, 2009 (TD)
80.....Jessie Clark vs. Green Bay, Sept. 29, 1985
78.....Jerious Norwood at Atlanta, Oct. 1, 2006 (TD)
Tiki Barber at N.Y. Giants, Sept. 3, 2000 (TD)
Adrian Murrell vs. N.Y. Jets, Oct. 27, 1996 (TD)
77.....DeAngelo Williams vs. Carolina, Nov. 1, 2009
Tony Dorsett vs. Dallas, Oct. 9, 1977 (TD)
76.....Steve Bono vs. Kansas City, Oct. 1, 1995 (TD)+
George Rogers at New Orleans, Sept. 4, 1983 (TD)
+Longest TD run by a quarterback in NFL history

MOST CONSECUTIVE GAMES TDS RUSHING

5.....Ottis Anderson, 1983–84
Donny Anderson, 1972–73
MacArthur Lane, 1970
Elmer Angsman, 1948
4.....Beanie Wells, 2011
Tim Hightower, 2009
John David Crow, 1964
Ollie Matson, 1957
Pat Harder, 1946–47 and '47 (twice)

MOST 100-YARD RUSHING GAMES

Career

34.....Ottis Anderson, 1979–86
14.....Stump Mitchell, 1981–89
9.....Jim Otis, 1973–77
8.....Edgerrin James, 2006–2008
6.....Johnny Johnson, 1990–92
Johnny Roland, 1966–72
5.....Terry Metcalf, 1973–77
John David Crow, 1958–64
Charley Trippi, 1947–55

Season

9.....Ottis Anderson, 1979
7.....Ottis Anderson, 1979
6.....Ottis Anderson, 1980
5.....Jim Otis, 1976

INDIVIDUAL PASSING RECORDS

TOTAL PASSING YARDS

Career
34,639 .....Jim Hart, 1966–83
22,771 .....Neil Lomax, 1981–89
17,622 .....Jake Plummer, 1997–02
15,843 .....Kurt Warner, 2005–09
14,928 .....Charley Johnson, 1961–69
6,751 .....Paul Christman, 1945–49
6,578 .....Lamar McHan, 1954–58

Season
4,614 .....Neil Lomax, 1984
4,583 .....Kurt Warner, 2008
3,753 .....Kurt Warner, 2009
3,737 .....Jake Plummer, 1998
3,653 .....Jake Plummer, 2001
3,554 .....Dave Krieg, 1995
3,417 .....Kurt Warner, 2007
3,395 .....Neil Lomax, 1988
3,387 .....Neil Lomax, 1987
3,280 .....Charley Johnson, 1963
3,214 .....Neil Lomax, 1985
3,164 .....Steve Beuerlein, 1993
3,121 .....Jim Hart, 1978
3,098 .....Timm Rosenbach, 1990

Game
522.....Boomer Esiason at Wash., Nov. 10, 1996-OT (35 comp.-59 att.)
484.....Kurt Warner vs. San Francisco, Nov. 25, 2007-OT (34 comp.-48 att.)
472.....Kurt Warner at N.Y. Jets, Sept. 28, 2008 (40 comp.-57 att.)
468.....Neil Lomax at Washington, Dec. 16, 1984 (37 comp.-46 att.)
465.....Jake Plummer vs. Dallas, Nov. 15, 1998 (31 comp.-56 att.)
457.....Neil Lomax at San Diego, Sept. 20, 1987 (32 comp.-61 att.)
431.....Steve Beuerlein at Sea., Dec. 19, 1993-OT (34 comp.-53 att.)

Opponent/Game
446.....Brett Favre at Minnesota, Nov. 7, 2010 (36 comp.-47 att.)
436.....Charlie Batch vs. Detroit, Nov. 18, 2001 (36 comp.-62 att.)
429.....Dan Marino vs. Miami, Sept. 30, 1984 (24 comp.-37 att.)
422.....Cam Newton vs. Carolina, Sept. 11, 2011 (24 comp.-37 att.)
419.....Sonny Jurgensen vs. Phila., Dec. 16, 1962 (15 comp.-34 att.)
417 ..... Tim Rattay at San Francisco, Oct. 10, 2004 (38 comp.-57 att.)
410.....Don Horn at Green Bay, Dec. 21, 1969 (22 comp.-31 att.)

PASS ATTEMPTS

Career
5,096...Jim Hart, 1966–83
3,153...Neil Lomax, 1981–89
2,754...Jake Plummer, 1997–02
2,105...Kurt Warner, 2005-09
2,047...Charley Johnson, 1961–69

Season
598.....Kurt Warner, 2008 (401 comp.)
560.....Neil Lomax, 1984 (345 comp.)
547.....Jake Plummer, 1998 (324 comp.)
530.....Jake Plummer, 2002 (284 comp.)
525.....Jake Plummer, 2001 (304 comp.)
521.....Dave Krieg, 1995 (304 comp.)
513.....Kurt Warner, 2009 (339 comp.)
477.....Jim Hart, 1978 (228 comp.)
475.....Jake Plummer, 2000 (270 comp.)

Game
61 ..... Neil Lomax at S.D., Sept. 20, 1987 (32 comp.-457 yards)
59 ..... Boomer Esiason at Wash., Nov. 10, 1996-OT (35 comp.-522 yards)
58 ..... Kent Graham vs. St. Louis Rams, Sept. 29, 1996-OT (37 comp.-366 yards)
57 ..... Kurt Warner at N.Y. Jets, Sept. 28, 2008 (40 comp.-472 yards)
Jake Plummer at Green Bay, Jan. 2, 2000 (35 comp.-396 yards)
56 ..... Jake Plummer vs. Dallas, Nov. 15, 1998 (31 comp.-465 yards)
54 ..... Neil Lomax at Dallas, Dec. 27, 1987 (28 comp.-314 yards)
53 ..... Steve Beuerlein at Seattle, Dec. 19, 1993-OT (34 comp.-431 yards)
52..... Kurt Warner vs. Indianapolis, Sept., 27, 2009 (30 comp.-332 yards)
Kurt Warner vs. N.Y. Giants, Nov. 23, 2008 (32 comp.-351 yards)
Kurt Warner vs. Atlanta, Dec. 23, 2007-OT (35 comp.-369 yards)
Shaun King at Carolina, Nov. 21, 2004 (28 comp.-343 yards)
Kent Graham at Tampa Bay, Sept. 28, 1997 (31 comp.-339 yards)
Neil Lomax vs. Dallas, Nov. 11, 1984 (27 comp.-388 yards)
Neil Lomax vs. L.A. Rams, Nov. 4, 1984 (34 comp.-341 yards)
51 ..... Matt Leinart at Minnesota, Nov, 26, 2006 (31 comp.-405 yards)
Lamar McHan vs. L.A. Rams, Nov. 30, 1958 (28 comp.-245 yards)
50 ..... Three times, most recently by Steve Beuerlein at San Francisco, Oct. 24, 1993 (26 comp.-334 yards)

Opponent/Game
63 ..... Chris Weinke at Carolina, Dec. 30, 2001 (36 comp.-223 yards)
62 ..... Charlie Batch vs. Detroit, Nov. 18, 2001 (36 comp.-436 yards)
57 ..... Tim Rattay at San Francisco, Oct. 10, 2004 (38 comp.-417 yards)
55 .....Sam Bradford at St. Louis, Sept. 12, 2010 (32 comp.-253 yards)
Tommy Kramer vs. Minnesota, Oct. 25, 1981 (25 comp.-343 yards)

PASS COMPLETIONS

Career
2,590...Jim Hart, 1966–83
1,818...Neil Lomax, 1981–89
1,540...Jake Plummer, 1997–02
1,371...Kurt Warner, 2005–09
1,030...Charley Johnson, 1961–69

Season
401.....Kurt Warner, 2008 (598 att.)
345.....Neil Lomax, 1984 (560 att.)
339.....Kurt Warner, 2009 (513 att.)
324.....Jake Plummer, 1998 (547 att.)
304.....Jake Plummer, 2001 (525 att.)
Dave Krieg, 1995 (521 att.)
284.....Jake Plummer, 2002 (530 att.)
281.....Kurt Warner, 2007 (451 att.)

Game
40 ..... Kurt Warner at N.Y. Jets, Sept. 28, 2008 (57 att.-472 yards)
37 ..... Kent Graham vs. St. Louis, Sept. 29, 1996-OT (58 att.-366 yards)
Neil Lomax at Washington, Dec. 16, 1984 (46 att.-468 yards)
35 ..... Kurt Warner at Carolina, Oct. 26, 2008 (49 att.-381 yards)
Kurt Warner vs. Atlanta, Dec. 23, 2007-OT (52 att.-369 yards)
Jake Plummer at Green Bay, Jan. 2, 2000 (57 att.-396 yards)
Boomer Esiason at Wash., Nov. 10, 1996-OT (59 att.-522 yards)
34 ..... Kurt Warner vs. San Francisco, Nov. 25, 2007-OT (48 att.-484 yards)
Steve Beuerlein at Seattle, Dec. 19, 1993-OT (53 att.-431 yards)
Neil Lomax vs. L.A. Rams, Nov. 4, 1984 (52 att.-341 yards)
33 ..... Kurt Warner vs. Buffalo, Oct. 18, 2008 (41 att.-276 yards)
32 ..... Kurt Warner at Seattle, Nov. 10, 2008 (42 att.-328 yards)
Kurt Warner vs. San Francisco, Nov. 10, 2008 (42 att.-328 yards)
Kurt Warner at Seattle, Nov. 16, 2008 (44 att.-395 yards)
Kurt Warner vs. N.Y. Giants (52 att.-351 yards)
Josh McCown vs. San Francisco (Mexico City), Oct. 2, 2005
Jake Plummer vs. N. O., Dec. 20, 1998 (44 att.-394 yards)
Neil Lomax at San Diego, Sept. 20, 1987 (61 att.-457 yards)

Opponent/Game
38 ..... Tim Rattay at San Francisco, Oct. 10, 2004 (57 att.-417 yards)
37 .....Carson Palmer at Cincinnati, Nov. 18, 2007 (52 att.-329 yards)
36 ..... Brett Favre at Minnesota, Nov. 7, 2010 (47 att.-446 yards)
Chris Weinke at Carolina, Dec. 30, 2001 (63 att.-223 yards)
Charlie Batch vs. Detroit, Nov. 18, 2001 (62 att.-436 yards)
35 ..... Matt Schaub vs. Houston, Oct. 11, 2009 (50 att.-371 yards)
32 .....Sam Bradford at St. Louis, Sept. 12, 2010 (55 att.-253 yards)
Jon Kitna vs. Detroit, Nov. 11, 2007 (45 att.-294 yards)
31 .....Joe Flacco at Baltimore, Oct. 30, 2011 (51 att.-336 yards)
Joe Montana at San Francisco, Oct. 18, 1987 (39 att.-334 yards)
Steve Bartkowski vs. Atlanta, Nov. 9, 1980 (47 att.-378 yards)

TOUCHDOWN PASSES

Career
209.....Jim Hart, 1966–83
136.....Neil Lomax, 1981–89
108.....Charley Johnson, 1961–69
100.....Kurt Warner, 2005-09
90.....Jake Plummer, 1997–02
51.....Paul Christman, 1945–49

Season
30.....Kurt Warner, 2008
28.....Charley Johnson, 1963
Neil Lomax, 1984
27.....Kurt Warner, 2007
26.....Kurt Warner, 2009
24.....Neil Lomax, 1983
Neil Lomax, 1987
21.....Charley Johnson, 1964

Game
6.....Charley Johnson vs. New Orleans, Nov. 2, 1969
Charley Johnson at Cleveland, Sept. 26, 1965
Jim Hardy vs. Baltimore, Oct. 2, 1950
5.....Kurt Warner at Chicago, Nov. 8, 2009
Charley Johnson vs. Dallas, Dec. 9, 1962
4.....Kurt Warner vs. Seattle, Dec. 28, 2008
Jake Plummer vs. Detroit, Nov. 18, 2001
*Jake Plummer vs. Washington, Dec. 7, 1997
Kent Graham vs. St. Louis, Sept. 29, 1996-OT
Dave Krieg vs. Atlanta, Nov. 26, 1995, OT
Gary Hogeboom at Seattle, Sept. 17, 1989
Neil Lomax vs. Seattle, Nov. 13, 1983
Jim Hart at Dallas, Sept. 28, 1975
Jim Hart vs. N.Y. Giants, Oct. 28, 1973
Jim Hart at Philadelphia, Oct. 22, 1967
Charley Johnson vs. Philadelphia, Dec. 8, 1963
John Roach at L.A. Rams, Sept. 23, 1960
Lamar McHan at Washington, Nov. 9, 1958
Lamar McHan vs. Philadelphia, Nov. 4, 1956
Ray Mallouf at N.Y. Giants, Oct. 17, 1948
Paul Christman at Detroit, Oct. 13, 1946
***Cardinal rookie record**

QB Jim Hart is the franchise leader in career passing attempts, completions, yardage and touchdowns.

Opponent/Game
6.....Brett Favre at N.Y. Jets, Sept. 28, 2008
Bob Griese vs. Miami, Nov. 24, 1977
Billy Kilmer vs. New Orleans, Nov. 2, 1969

PASSES HAD INTERCEPTED

Career
247.....Jim Hart, 1966–83
114.....Jake Plumer, 1997-02
110.....Charley Johnson, 1961–69
90.....Neil Lomax, 1981-88
77.....Lamar McHan, 1954-58

Season
30.....Jim Hart, 1967
27.....Wilson Schwenk, 1942
24.....Jake Plummer, 1999
Charley Johnson, 1964
Jim Hardy, 1950
22.....Paul Christman, 1947
Lamar McHan, 1954

Game
*8.....Jim Hardy vs. Philadelphia, Sept. 24, 1950
***NFL record**

Opponent/Game
5.....Heath Shuler at Washington, Oct. 16, 1994
Gary Danielson vs. Detroit, Dec. 4, 1978
Norm Snead at Philadelphia, Oct. 2, 1966
Eddie LeBaron at Dallas, Nov. 5, 1961

LOWEST INTERCEPTION RATE

Season
2.0.....Kent Graham, 1997 (250–5)
2.1.....Jim Hart, 1974 (388–8)
2.3.....Kurt Warner, 2008 (598-14)
2.4.....Kurt Warner, 2005 (375–9)
2.5.....Josh McCown, 2004 (408–10)
Neil Lomax, 1988 (443–11)
Neil Lomax, 1985 (471–12)

COMPLETION PERCENTAGE

Season
67.1.... Kurt Warner, 2008 (401-598)
66.1.... Kurt Warner, 2009 (339–513)
64.5.... Kurt Warner, 2005 (242–375)
62.3.... Kurt Warner, 2007 (281-451)
61.7.... Steve Beuerlein, 1993 (258–418)
61.6.... Neil Lomax, 1984 (345–560)
59.4.... Neil Lomax, 1987 (275–463)

Game
*92.3.... Kurt Warner at Jacksonville, Sept. 20, 2009 (24–26)
81.8.... Steve Beuerlein at Atlanta, Jan. 2, 1994 (27–33)
81.3.... John Roach vs. Washington, Nov. 6, 1960 (13–16)
80.4.... Neil Lomax at Washington, Dec. 16, 1984 (37–46)
79.2.... Kurt Warner vs. Miami, Sept. 14, 2008 (19-24)
78.9.... Kurt Warner at St. Louis, Nov. 22, 2009 (15-19)
Jim Hart vs. Washington, Oct. 27, 1974 (15–19)
78.6.... Kurt Warner vs. Buffalo, Oct. 5, 2008 (33-42)
78.0.... Kurt Warner at Seattle, Oct. 18, 2009 (32-41)
***NFL record**

Opponent/Game
86.7.....Drew Brees at New Orleans, Dec. 16, 2007 (26-30)
85.7.....Sonny Jurgensen at Washington, Oct. 10, 1965 (12–14)
83.3.....Fran Tarkenton at N.Y. Giants, Oct. 25, 1970 (15–18)
83.3.....Dan Fouts at San Diego, Sept. 26, 1976 (15–18)

LONGEST PASS PLAYS

98.....Jim Hart to Ahmad Rashad vs. L.A. Rams, Dec. 10, 1972
Ogden Compton to Dick Lane at Green Bay, Nov. 13, 1955 (TD)
Doug Russell to Gaynell Tinsley vs. Cleveland Rams, Nov. 27, 1938 (TD)
97.....Pat Coffee to Gaynell Tinsley vs. Chicago, Dec. 5, 1937 (TD)
93.....Neil Lomax to Ernie Jones vs. Phila., Dec. 10, 1988 (TD)
91.....M.C. Reynolds to John David Crow at Cleveland Browns, Dec. 12, 1958 (TD)

Opponent/Game
95.....Mike Wallace from Ben Roethlisberger vs. Pittsburgh, Oct. 23, 2011 (TD)
93.....Dick Gordon from Jack Concannon at Chicago, Nov. 19, 1967 (TD)
90.....Mike Quick from Ron Jaworski at Phila., Oct. 28, 1984 (TD)
88.....Anthony Allen from Ed Rubbert at Wash., Oct. 4, 1987 (TD)
87.....Lee Evans from J.P. Losman vs. Buffalo, Oct. 5, 2008 (TD)
Tiki Barber from Kent Graham vs. N.Y. Giants, Dec. 6, 1998 (TD)
Michael Irvin from Troy Aikman at Dallas, Sept. 20, 1992
Ben Hawkins from Norm Snead vs. Phila., Oct. 22, 1967 (TD)
85.....Bert Emanuel from Jeff George at Atlanta, Dec. 24, 1994
Gene Washington from Joe Kapp at Minn., Oct. 8, 1967 (TD)

MOST CONSECUTIVE PASS COMPLETIONS

Game
15.....Kurt Warner at Jacksonville, Sept. 20, 2009
Jake Plummer vs. Washington, Nov. 8, 1998
14.....Kent Graham vs. St. Louis, Sept. 29, 1996-OT
Steve Beuerlein at Atlanta, Jan. 2, 1994
13.....Kurt Warner: 4 at San Francisco, Sept. 7, 2008; 9 vs. Miami, Sept. 14, 2008
Josh McCown at Atlanta, Sept., 26, 2004
12.....Kurt Warner at Baltimore, Sept., 23, 2007
Kurt Warner: 2 vs. Washington, Dec. 11, 2005; 10 at Houston, Dec. 18, 2005
Neil Lomax at Tampa Bay, Dec. 20, 1987
Neil Lomax: 5 vs. N.Y. Giants, Oct. 25, 1987; 7 vs. Philadelphia, Nov. 2, 1987
Jim Hart vs. Chicago, Sept. 25, 1977
11.....Jake Plummer vs. Atlanta, Sept. 30, 2001

MOST CONSECUTIVE GAMES THROWING TOUCHDOWN PASS

22.....Kurt Warner (Game 9 in 2007–Game 14 in 2008)
19.....Neil Lomax (Game 9 in 1983-Game 11 in 1984)
16.....Charley Johnson (Game 4 in 1964-Game 5 in 1965)
14.....Neil Lomax (Games 1–2, 6–15 in 1987; Games 1–2 in 1988)
12.....Kurt Warner (Game 16 in 2008 and 1-12 in 2009)
Neil Lomax (Games 1–2 and 6–15 in 1987)
8.....Kurt Warner (Games 9–16 in 2007)
Neil Lomax (Games 4–11 in 1988)
Neil Lomax (Game 13 in 1984-Game 4 in 1985)
Charley Johnson (Games 4–11 in 1963)

FEWEST PASSES HAD INTERCEPTED

Season
2.....John Skelton, 2010 (126 att.)
4.....Paul Christman, 1948 (114 att.)
Ray Mallouf, 1941 (96 att.)
5.....Kent Graham, 1997 (250 att.)
Jim Hart, 1972 (119 att.)
6.....Neil Lomax, 1982 (205 att.)
Lamar McHan, 1954 (255 att.)
Ray Mallouf, 1948 (143 att.)

HIGHEST PASSER RATING

Season
96.9 .....Kurt Warner, 2008
93.2 .....Kurt Warner, 2009
92.5 .....Neil Lomax, 1984
92.0 .....Neil Lomax, 1983
91.2 .....Ray Mallouf, 1948

Game
158.3....Kurt Warner vs. Miami, 9/14/08
150.0....Kurt Warner at Baltimore, 9/23/07
145.3....Neil Lomax vs. Seattle, 11/13/83
145.2....Charley Johnson at Minnesota, 10/6/63
142.0....Neil Lomax at Dallas, 10/7/84

Opponent/Game
158.3....Dan Fouts at San Diego, 9/26/76
Fran Tarkenton at NY Giants, 10/25/70
Otto Graham at Cleveland, 10/10/54
156.6....Randall Cunningham vs. Philadelphia, 9/13/92
Phil Simms at NY Giants, 10/25/87

INDIVIDUAL RECEIVING RECORDS

TOTAL RECEPTIONS

Career
693.....Larry Fitzgerald, 2004–
586.....Anquan Boldin, 2003–09
535.....Larry Centers, 1990–98
522.....Roy Green, 1979–90
493.....Frank Sanders, 1995–02
480.....Jackie Smith, 1963–77
469.....Pat Tilley, 1976–86
418.....Bobby Joe Conrad, 1958–68
377.....J.T. Smith, 1985–90
351.....Mel Gray, 1971–82

Season
103.....Larry Fitzgerald, 2005 (1,409 yards, 10 TD)
102.....Anquan Boldin, 2005 (1,402 yards, 7 TD)
101.....Anquan Boldin, 2003 (1,377 yards, 8 TD)
Larry Centers, 1995 (962 yards, 2 TD)
100.....Larry Fitzgerald, 2007 (1,409 yards, 10 TD)
99.....Larry Centers, 1996 (766 yards, 7 TD)
98.....David Boston, 2001 (1,598 yards, 8 TD)
97.....Larry Fitzgerald, 2009 (1,092 yards, 13 TD)
Rob Moore, 1997 (1,584 yards, 8 TD)
96.....Larry Fitzgerald, 2008 (1,431 yards, 12 TD)
91.....J.T. Smith, 1987 (1,117 yards, 8 TD)
90.....Larry Fitzgerald, 2010 (1,137 yards, 6 TD)
89.....Anquan Boldin, 2008 (1,038 yards, 11 TD)
Frank Sanders, 1998 (1,145 yards, 3 TD)
84.....Anquan Boldin, 2009 (1,024 yards, 4 TD)
83.....Anquan Boldin, 2006 (1,203 yards, 4 TD)
J.T. Smith, 1988 (986 yards, 7 TD)

Game
16.....Sonny Randle at N.Y. Giants, Nov. 4, 1962 (256 yards, TD)
14.....Anquan Boldin at Baltimore, Sept. 23, 2007 (181 yards, 2 TD)
13.....Larry Fitzgerald at Seattle, Oct. 18, 2009 (100 yards, TD)
Anquan Boldin at Seattle, Nov. 16, 2008 (186 yards)
Anquan Boldin vs. Atlanta, Dec. 23, 2007, OT (162 yards, 2 TD)
Larry Fitzgerald at N.Y. Giants, Sept. 11, 2005 (155 yards, TD)
Frank Sanders at Green Bay, Jan. 2, 2000 (118 yards, TD)
Larry Centers vs. St. Louis, Sept. 29, 1996, OT (83 yards)
12.....Tim Hightower vs. San Francisco, Sept. 13, 2009 (121 yards)
Anquan Boldin vs. Chicago, Oct. 16, 2006 (136 yards, TD)
Larry Centers vs. Dallas, Dec. 25, 1995 (172 yards)
Gary Clark at Seattle, Dec. 19, 1993, OT (152 yards, TD)
Ottis Anderson at Wash., Dec. 16, 1984 (124 yards)
11.....Larry Fitzgerald at San Francisco, Jan. 2, 2011 (125 yards, TD)
Anquan Boldin vs. N.Y. Giants, Nov. 23, 2008 (87 yards, TD)
Larry Fitzgerald vs. St. Louis, Dec. 30, 2007 (171 yards, 2 TD)
Larry Fitzgerald at Minnesota, Nov. 26, 2006 (172 yards)
Anquan Boldin at San Francisco, Dec. 4, 2005 (156 yards, TD)
Frank Sanders vs. Dallas, Nov. 15, 1998 (190 yards, TD)
Larry Centers at Indianapolis, Sept. 1, 1996 (108 yards)
J.T. Smith vs. San Diego, Oct. 1, 1989 (123 yards)
J.T. Smith at Dallas, Dec. 27, 1987 (102 yards, TD)
Ottis Anderson vs. L.A. Rams, Nov. 4, 1984 (74 yards)
Sonny Randle at Wash., Nov. 20, 1960 (146 yards, 3 TD)
10.....25 times, last by Larry Fitzgerald, at Seattle, Nov. 16, 2008 (151 yards)

Opponent/Game
14.....Rod Smith vs. Denver, Sept. 23, 2001 (162 yards, 2 TD)
Cris Carter vs. Minnesota, Oct. 2, 1994 (167 yards)
13.....Eric Johnson at San Francisco, Oct. 10, 2004 (162 yards, TD)
12.....Roddy White vs. Atlanta, Dec. 23, 2007, OT (141 yards)
Torry Holt at St. Louis, Sept. 28, 2003 (133 yards)
Cris Carter vs. Minnesota, Nov. 12, 1995, OT (157 yards)
Emmitt Smith vs. Dallas, Nov. 22, 1992 (88 yards)
Harold Carmichael vs. Phila., Oct. 14, 1973 (187 yards)
11.....Mike Williams vs. Seattle, Nov. 14, 2010 (145 yards)
Mike Williams at Seattle, Oct. 24, 2010 (87 yards)
Marion Barber vs. Dallas, Oct. 12, 2008 (128 yards, TD)
Frank Gore vs. San Francisco, Nov. 25, 2007, OT (98 yards)
Torry Holt at St. Louis, Nov. 20, 2005 (129 yards, TD)
Fred Barnett at Phila., Nov. 6, 1994 (173 yards, 2 TD)
Mark Bavaro vs. N.Y. Giants, Dec. 13, 1987 (137 yards, TD)
Art Monk at Washington, Dec. 16, 1984 (136 yards)
Doug Kotar vs. N.Y. Giants, Oct. 3, 1976 (132 yards)
Tommy McDonald at Phila., Oct. 1, 1961 (182 yards)

TOUCHDOWNS RECEIVING

Career
73.....Larry Fitzgerald, 2004–
66.....Roy Green, 1979–90
60.....Sonny Randle, 1959–66
45.....Mel Gray, 1971–82
44.....Anquan Boldin, 2003–09
40.....Jackie Smith, 1963–77
38.....Bobby Joe Conrad, 1958–68

Season
16.....Sonny Randle, 1960
14.....Roy Green, 1983; Mal Kutner, 1948
13.....Larry Fitzgerald, 2009
12.....Larry Fitzgerald, 2008; Roy Green, 1984; Sonny Randle, 1963; Bob Shaw, 1950
11.....Anquan Boldin, 2008

Game
*5.....Bob Shaw vs. Baltimore, Oct. 2, 1950
4.....J.T. Smith at Washington, Oct. 8, 1989
Roy Green at Seattle, Sept. 17, 1989
Roy Green vs. Seattle, Nov. 13, 1983
Dave Williams vs. New Orleans, Nov. 2, 1969
3.....Many times, most recently by Anquan Boldin vs. Miami, Sept. 14, 2008
***Ties NFL record**

Opponent/Game
4.....Earnest Gray vs. N.Y. Giants, Sept. 7, 1980

TOTAL RECEIVING YARDAGE

Career
9,615 .... Larry Fitzgerald, 2004–
8,497 .... Roy Green, 1979–90
7,918 .... Jackie Smith, 1963–77
7,520 .... Anquan Boldin, 2003–09
7,005 .... Pat Tilley, 1976–86
6,644 .... Mel Gray, 1971–82
6,579 .... Frank Sanders, 1995–02
5,828 .... Bobby Joe Conrad, 1958–68

Season
1,598 .... David Boston, 2001
1,584 .... Rob Moore, 1997
1,555 .... Roy Green, 1984
1,431 .... Larry Fitzgerald, 2008
1,411 .... Larry Fitzgerald, 2011
1,409 .... Larry Fitzgerald, 2007
Larry Fitzgerald, 2005
1,402 .... Anquan Boldin, 2005
1,377 .... Anquan Boldin, 2003
1,227 .... Roy Green, 1983
1,205 .... Jackie Smith, 1967
1,203 .... Anquan Boldin, 2006
1,158 .... Sonny Randle, 1962

Game
256.....Sonny Randle vs. N.Y. Giants, Nov. 4, 1962 (16 rec., TD)
217.....Anquan Boldin at Detroit, Sept. 7, 2003 (10 rec., 2 TD)
212.....Jackie Smith vs. Pittsburgh, Oct. 13, 1963 (9 rec., 2 TD)
198.....Sonny Randle at Cleveland, Sept. 26, 1965 (7 rec., 3 TD)
197.....John Gilliam vs. Pittsburgh, Oct. 5, 1969 (10 rec., TD)
196.....Roy Green at Washington, Dec. 16, 1984 (8 rec., 2 TD)

Opponent/Game
255.....Anthony Allen at Washington, Oct. 4, 1987 (7 rec., 3 TD)
210.....Michael Irvin at Dallas, Sept. 20, 1992 (8 rec., 3 TD)
203.....Kevin Williams vs. Dallas, Dec. 25, 1995 (9 rec., 2 TD)
203.....James Dixon vs. Dallas, Nov. 12, 1989 (6 rec., TD)
199.....Tim Brown vs. Philadelphia, Dec. 16, 1962 (5 rec., 2 TD)

MOST CONSECUTIVE GAMES CATCHING A PASS

121.....Mel Gray (Game 3 in 1973-Game 4 in 1982)
117.....Larry Fitzgerald (Game 8 in 2004–)
94.....Bobby Joe Conrad (Game 9 in 1961-Game 4 in 1968)
89.....Larry Centers (Game 7 in 1993-Game 16 in 1998)
74.....Roy Green (Game 2 in 1981-Game 10 in 1986)
65.....Rob Moore (Game 1 in 1995-Game 2 in 1999)
63.....Anquan Boldin (Game 7 in 2005-Game 16 in 2009)
60.....Frank Sanders (Game 1 in 1996-Game 12 in 1999)
Sonny Randle (Game 2 in 1961-Game 7 in 1964)

MOST CONSECUTIVE GAMES CATCHING TOUCHDOWN PASS

6.....Anquan Boldin, 2008
5.....Larry Fitzgerald, 2007
Ricky Proehl, 1993
Jackie Smith, 1967
Bobby Joe Conrad, 1963
Sonny Randle, 1960 and '61–62 (twice)
Bob Shaw, 1950
Mal Kutner, 1947
4.....Larry Fitzgerald, 2008-09
David Boston, 2001
Roy Green, 1986
Roy Green, 1983–84

MOST CONSECUTIVE 100-YARD GAMES

5.....Anquan Boldin, 2005
4.....Rob Moore, 1997
David Boston, 2001
3.....Numerous times, (most recently by Larry Fitzgerald, 2005)

MOST PASSES CAUGHT BY RUNNING BACK

Season
*101....Larry Centers, 1995
99.....Larry Centers, 1996
77.....Larry Centers, 1994
73.....Michael Pittman, 2000
70.....Ottis Anderson, 1984

INDIVIDUAL COMBINED YARDAGE RECORDS

RUSHING/RECEIVING/RETURNS

Career
11,988... Stump Mitchell, 1981–89 (4,649/1,955/5,384)
10,861... Roy Green, 1979–90 (148/8,497/2,216)
10,494... Ottis Anderson, 1979–86 (7,999/2,495/0)
9,670 .... Larry Fitzgerald, 2004– (55/9,615/0)
9,040 .... Terry Metcalf, 1973–77 (3,438/1,862/3,748)
8,509 .... Ollie Matson, 1952, '54–58 (3,331/2,150/3,028)

Season
2,462...Terry Metcalf, 1975 (816/378/1,268)
2,402...MarTay Jenkins, 2000 (4/219/2,187)
2,121...Kevin Williams, 1997 (2/203/1,920)
2,058...Terry Metcalf, 1974 (718/377/963)
2,022...Terry Metcalf, 1977 (739/403/880)

Game
324.....Steve Breaston at NY Jets, Sept. 28, 2008 (0/122/202)
284.....Ollie Matson vs. Pittsburgh, Dec. 31, 1954 (85/74/125)
280.....Terry Metcalf vs. Buffalo, Nov. 27, 1975 (7/52/221)
278.....Ollie Matson vs. Pittsburgh, Oct. 26, 1952 (82/121/75)
276.....Ollie Matson vs. Washington, Nov. 21, 1954 (163/64/49)
Ollie Matson at Pittsburgh, Nov. 28, 1954 (115/161/0)

INDIVIDUAL INTERCEPTIONS RECORDS

TOTAL INTERCEPTIONS

Career
52.....Larry Wilson, 1960–72
46.....Aeneas Williams, 1991–2000
40.....Roger Wehrli, 1969–82
30.....Dick Lane, 1954–59
29.....Pat Fischer, 1961–67

Season
12.....Bob Nussbaumer, 1949
11.....Lindon Crow, 1956
10.....Larry Wilson, 1966
Pat Fischer, 1964
Jerry Norton, 1960
Dick "Night Train" Lane, 1954
Ray Ramsey, 1953

Game
**4.....Kwamie Lassiter vs. San Diego, Dec. 27, 1998
Jerry Norton at Pittsburgh, Nov. 26, 1961
Jerry Norton at Washington, Nov. 20, 1960
Bob Nussbaumer at N.Y. Bulldogs, Nov. 13, 1949
3.....Antrel Rolle at Cincinnati, Nov. 18, 2007
Adrian Wilson vs. Dallas, Oct. 20, 2002
Ronald McKinnon vs. Chicago, Oct. 11, 1998
Ken Greene vs. Buffalo, Nov. 15, 1981
Perry Smith at Detroit, Dec. 3, 1978
Roger Wehrli vs. Dallas, Dec. 7, 1975
Larry Wilson vs. Chicago, Oct. 31, 1966
Larry Wilson vs. Cleveland, Dec. 19, 1965
3.....Bobby Joe Conrad at Pittsburgh, Dec. 13, 1958
Don Paul vs. N.Y. Giants, Nov. 1, 1953
Ray Ramsey vs. Philadelphia, Sept. 30, 1951
Jerry Davis at L.A. Rams, Dec. 4, 1949
Mal Kutner at Green Bay, Nov. 24, 1946
****Ties NFL record**

Opponent/Game
3.....Marcus Trufant at Seattle, Dec. 9, 2007
Ronnie Heard at San Francisco, Oct. 27, 2002
Champ Bailey vs. Washington, Oct. 17, 1999
Mike Prior at Indianapolis, Dec. 20, 1992
Brad Edwards at Washington, Nov. 29, 1992
Gene Atkins vs. New Orleans, Dec. 22, 1991
Jack Pardee at Washington, Oct. 17, 1971
Richie Petibon vs. Washington, Sept. 19, 1971
Curtis Gentry at Chicago, Nov. 19, 1967
Nate Ramsey vs. Philadelphia, Nov. 28, 1965

INTERCEPTION YARDAGE

Career
800.....Larry Wilson, 1960–72
653.....Aeneas Williams, 1991-2000
628.....Dick "Night Train" Lane, 1954–59
529.....Pat Fischer, 1961–67
510.....Adrian Wilson, 2001–

Season
237.....Ray Ramsey, 1953
231.....Antrel Rolle, 2007
206.....Dick Lane, 1956

Game
127.....Antrel Rolle at Cincinnati, Nov. 18, 2007 (3 int., 2 TD)
115.....Larry Wilson vs. Cleveland, Dec. 19, 1965 (3 int., TD)
110.....Jerry Norton at Pittsburgh, Nov. 26, 1961 (4 int., 2 TD)
106.....Ken Greene vs. Buffalo, Nov. 15, 1981 (3 int.)

Opponent/Game
103.....Brad Edwards at Washington, Nov. 29, 1992 (3 int., TD)
101.....Louis Delmas at Detroit, Dec. 20, 2009 (1 int., TD)
99.....Gene Atkins vs. New Orleans, Dec. 22, 1991 (3 int.)

LONGEST INTERCEPTION RETURN

99.....Dominique Rodgers-Cromartie vs. St. Louis, Dec. 7, 2008 (TD)
Adrian Wilson at Atlanta, Oct. 1, 2006 (TD)
96.....Larry Wilson vs. Cleveland, Dec. 19, 1965 (TD)
92.....Leo Sanford at Pittsburgh, Sept. 26, 1955 (TD)
91.....Larry Wilson at Philadelphia, Oct. 2, 1966 (TD)
80.....Ralph Brown vs. Green Bay, Jan. 3, 2010
79.....Mike Sensibaugh vs. N.Y. Giants, Oct. 31, 1977 (TD)
78.....Kwamie Lassiter vs. Philadelphia, Dec. 16, 1979
Carl Allen vs. Chicago, Dec. 16, 1979
*72.....Lorenzo Lynch vs. Seattle, Oct. 29, 1995-OT (TD)
71.....Rod Hood vs. Cleveland, Dec. 2, 2007 (TD)

Opponent/Game
101.....Louis Delmas at Detroit, Dec 20, 2009 (TD)
93.....Eric Turner at Cleveland, Sept. 18, 1994 (TD)
90.....Mel Renfro vs. Dallas, Oct. 4, 1965 (TD)
***NFL record for OT game**

MOST CONSECUTIVE GAMES WITH INT.

7.....Larry Wilson, 1966
6.....Dick Lane, 1954–55
5.....Pat Fischer, 1963

INTERCEPTION RETURNS FOR TOUCHDOWN

Career
6.....Aeneas Williams, 1991–2000
5.....Larry Wilson, 1960–72
4.....Dominique Rodgers-Cromartie, 2008–10
Antrel Rolle, 2005–09
3.....Robert Massey, 1991–93
Pat Fischer, 1961–67
Bill Blackburn, 1946–50

Season
3.....Antrel Rolle, 2007
Robert Massey, 1992
2.....Dominique Rodgers-Cromartie, 2010
Rod Hood, 2007
Karlos Dansby, 2005
Aeneas Williams, 1997
Aeneas Williams, 1995
Larry Wilson, 1966
Pat Fischer, 1964
Jerry Norton, 1961
Billy Stacy, 1961
Billy Blackburn, 1948

Game
**2.....Antrel Rolle at Cincinnati, Nov. 18, 2007
Robert Massey vs. Washington, Oct. 4, 1992
Billy Stacy at Dallas, Nov. 5, 1961
Jerry Norton at Pittsburgh, Nov. 26, 1961
Billy Blackburn vs. Boston, Oct. 24, 1948
****Ties NFL record**

QUARTERBACK SACKS

QUARTERBACK SACKS

Career
66.0.....Freddie Joe Nunn, DE, 1985-93
53.5.....Simeon Rice, DE, 1996-00
50.5.....Curtis Greer, DE, 1980-88
47.5.....Ken Harvey, LB, 1988-93
45.5.....Eric Swann, DT, 1991-99
40.0.....Bertrand Berry, DE, 2004-09
37.5.....Al Baker, DE, 1983-86
37.0.....David Galloway, DT, 1982-89
34.5.....Darnell Dockett, DT 2004-
25.5.....Karlos Dansby, LB, 2004-09
25.0.....Chike Okeafor, LB 2005-09
E.J. Junior, LB, 1981-88
22.5.....Adrian Wilson, SS, 2001-
21.0.....Calais Campbell, DE, 2008-
18.0.....Mark Smith, DT, 1997-99
17.0.....Clyde Simmons, DE, 1994-95

Season
16.5.....Simeon Rice, DE, 1999
16.0.....Curtis Greer, DE, 1983
14.5.....Bertrand Berry, DE, 2004
14.0.....Curtis Greer, DE, 1984
Freddie Joe Nunn, DE, 1988
13.5.....Al Baker, DE, 1983
12.5.....Simeon Rice, DE, 1996
12.0.....David Galloway, DT, 1983
11.0.....Freddie Joe Nunn, DE, 1987
Clyde Simmons, DE, 1995

Game
4.5.....Curtis Greer vs. Philadelphia, Dec. 18, 1983
4.0.....Bertrand Berry vs. N.Y. Giants, Nov. 14, 2004
3.0.....Darnell Dockett at Tennessee, Nov. 29, 2009
Bertrand Berry at Oakland, Oct. 22, 2006
Adrian Wilson at St. Louis, Nov. 20, 2005
Simeon Rice at Philadelphia, Nov. 19, 2000
Ken Harvey at Washington, Sept. 12, 1993
Ken Harvey at Dallas, Nov. 3, 1991
Ken Harvey at Atlanta, Dec. 9, 1990
Freddie Joe Nunn at Dallas, Oct. 30, 1988
Curtis Greer vs. Dallas, Sept. 13, 1987
Al Baker vs. Philadelphia, Dec. 18, 1983
E.J. Junior at N.Y. Giants, Dec. 4, 1983
David Galloway vs. Seattle, Nov. 13, 1983
Curtis Greer vs. Dallas, Sept. 11, 1983

Opponent/Game
4.0.....Shaun Phillips at San Diego, Oct. 3, 2010
3.5.....Reggie White vs. Philadelphia, Nov. 2, 1986
3.0.....29 times, last by Justin Smith at San Francisco, 2010

CONSECUTIVE GAMES WITH SACK

7.....Curtis Greer (Games 13-16, 1984–Games 1-3, 1985)
5.....Chike Okeafor (Games 12-16, 2006)
Curtis Greer (Games 6-10, 1984)
Al Baker (Games 12-16, 1984)
4.....Darnell Dockett, (Games 8-11, 2009)
Bertrand Berry, (Games 1-3, 6, 2008)
Bertrand Berry, (Games 11-14, 2004)
Simeon Rice (Games 1-5, 1996)
Eric Swann (Games 10-13, 1995)
Curtis Greer (Games 2-5, 1983)

MULTIPLE-PLAYER, MULTIPLE-SACK GAMES

9.5.....Curtis Greer (4.5), Al Baker (3), and David Galloway (2) vs. Phila., Dec. 18, 1983
8.5.....Al Baker (2.5), Leonard Smith (2), Anthony Bell (2), and Freddie Joe Nunn (2) at Philadelphia, Dec. 7, 1986
6.5.....E.J. Junior (2.5), Al Baker (2), and Curtis Greer (2) at New England, Dec. 2, 1984
6.0.....Bertrand Berry (4) and Karlos Dansby (2) vs. N.Y. Giants, Nov. 14, 2004
5.0.....Curtis Greer (3) and Colin Scotts (2) vs. Dallas, Sept. 13, 1987
4.5.....Freddie Joe Nunn (2.5) and Rod Saddler (2) at Phila., Nov. 22, 1987
4.0.....Chike Okeafor (2) and Adrian Wilson (2) vs. Philadelphia, Dec. 24, 2005
Simeon Rice (2) and Mark Smith (2) at Washington, Nov. 22, 1998
Clyde Simmons (2) and Eric Swann (2) vs. Minn., Nov. 12, 1995
Curtis Greer (2) and David Galloway (2) at Philadelphia, Oct. 28, 1984
Curtis Greer (2) and David Galloway (2) vs. S.D., Nov. 20, 1983
Elois Grooms (2) and Curtis Greer (2) vs. S.F., Nov. 21, 1982

INDIVIDUAL PUNTING RECORDS

TOTAL PUNTS

Career
714.....Scott Player, 1998–2006
360.....Carl Birdsong, 1981–85
346.....Rich Caramillio, 1989–93
337.....Jeff Feagles, 1994–97
248.....Chuck Latourette, 1967–68, 70–71

Season
100.....Larry Swider, 1980 (41.5 avg.)
98.....Scott Player, 2004 (43.1 avg.)
Jeff Feagles, 1994 (40.6 avg.)
94.....Ben Graham, 2010 (43.4 avg.)
Scott Player, 1999 (42.0 avg.)
91.....Jeff Feagles, 1997 (44.3 avg.)

Game
12.....Beryl Clark vs. Detroit, Oct. 15, 1940
11.....Larry Swider vs. Washington, Dec. 21, 1980
Gary Keithley at Washington, Oct. 21, 1973
King Hill vs. Minnesota, Oct. 19, 1969
10.....Scott Player vs. Tennessee, Oct. 23, 2005
Scott Player at Buffalo, Oct. 31, 2004
Scott Player at N.Y. Jets, Nov. 7, 1999
Carl Birdsong at N.Y. Giants, Dec. 4, 1983
Carl Birdsong vs. Washington, Jan. 2, 1983
Jerry Norton vs. N.Y. Giants, Oct. 8, 1961
Charley Trippi at Philadelphia, Dec. 4, 1955
Charley Trippi vs. Philadelphia, Oct. 3, 1954
Frank Polsfoot vs. N.Y. Giants, Nov. 5, 1951
Jim Hardy at Chicago, Oct. 8, 1950

Opponent/Game
11.....Don Chandler vs. N.Y. Giants, Oct. 8, 1961

TOTAL YARDS

Career
30,752...Scott Player, 1998–2006
15,114...Rich Camarillo, 1989–93
14,916...Carl Birdsong, 1981–85
14,503...Jeff Feagles, 1994–97
10,049...Chuck Latourette, 1967–71

Season
4,203...Scott Player, 2004
4,111...Larry Swider, 1980
4,080...Ben Graham, 2010
4,045...Ben Graham, 2009
4,028...Jeff Feagles, 1997
3,997...Jeff Feagles, 1994
3,948...Scott Player, 1999

AVERAGE YARDS PER PUNT

Career
44.9.....Jerry Norton, 1959–61 (183-8,219)
44.8.....Ben Graham, 2008–11 (205-9,176)
43.7.....Rich Camarillo, 1989–93 (346-15,114)
43.1.....Scott Player, 1998–2006 (714-30,752)
43.0.....Jeff Feagles, 1994–97 (337-14,503)
41.5.....Larry Swider, 1980 (100-4,111)

Season
47.0.....Ben Graham, 2009 (86-4,045)
45.6.....Jerry Norton, 1960 (39-1,778)
45.3.....Rich Camarillo, 1991 (76-3,445)
45.2.....Dave Zastudil, 2011 (87-3,929)
44.9.....Scott Player, 2006 (66-2,965)
Jerry Norton, 1959 (59-2,649)
44.7.....Jerry Norton, 1961 (85-3,799)

Game
54.7.....Ben Graham vs. San Francisco, Sept. 13, 2009 (6-328)
54.0.....Scott Player vs. Seattle, Sept. 14, 2003 (4-206)
Greg Cater at San Francisco, Oct. 18, 1987 (2-108)
53.3.....Dave Mann at Pittsburgh, Oct. 13, 1957 (4-213)
53.2.....Rich Camarillo vs. Atlanta, Oct. 20, 1991 (5-266)
52.8.....Jerry Norton at Philadelphia, Nov. 15, 1959 (5-264)
52.7.....Rich Camarillo vs. San Diego, Dec. 6, 1992 (3-158)
Opponent/Game
58.0.....Mat McBriar vs. Dallas, Nov. 12, 2006 (2-116)
56.0.....Donnie Jones at St. Louis, Oct. 7, 2007 (4-224)
57.0.....Mark Royals at New Orleans, Dec. 14, 1997 (6-342)
56.2.....Britton Colquitt vs. Denver, Dec. 12, 2010 (5-281)
55.6.....Louie Aguiar vs. Kansas City, Oct. 1, 1995 (5-278)
54.3.....Tom Rouen vs. Denver, Sept. 23, 2001 (4-217)

MOST DOWNED PUNTS INSIDE THE 20

Career ("Punts Inside the 20" have been compiled since 1976)
179.....Scott Player (1998–2006)
100.....Jeff Feagles (1994–97)
81.....Carl Birdsong (1981–85)
80.....Ben Graham (2008–11)
79.....Rich Camarillo (1989–93)
26.....Greg Cater (1986–87)

Season
*42.....Ben Graham (2009)
33.....Jeff Feagles (1994)
32.....Scott Player (2004)
29.....Ben Graham (2010)
28.....Scott Player (2002)
24.....Dave Zastudil (2011)
Jeff Feagles (1997)
23.....Jeff Feagles (1996)
Rich Camarillo (1992, 1993)
***NFL record**

LONGEST PUNT

Cardinals
84.....Doug Russell vs. Chicago, Sept. 11, 1938
81.....Mike Wood at N.Y. Giants, Dec. 10, 1978
78.....Ernie Nevers vs. Green Bay, Nov. 13, 1930
Jerry Norton at Dallas, Nov. 5, 1961
Opponent
71.....Billy Lothridge at Dallas, Sept. 12, 1964
69.....Tom Tupa at N.Y. Jets, Nov. 7, 1999
Tom Blanchard vs. New Orleans, Dec. 8, 1974

INDIVIDUAL PUNT RETURN RECORDS

TOTAL PUNT RETURNS

Career
193.....Vai Sikahema, 1986–90
156.....Stump Mitchell, 1981–89
113.....Steve Breaston, 2007–10
80.....Terry Metcalf, 1973–77
71.....Arnold Jackson, 2001–02
Willard Harrell, 1978–84
64.....Chuck Latourette, 1967–68, '70–71
Season
44.....Patrick Peterson, 2011
Vai Sikahema, 1987
43.....Eric Metcalf, 1998
Vai Sikahema, 1986
42.....Steve Breaston, 2007
Reggie Swinton, 2005
Karl Williams, 2004
Stump Mitchell, 1981
41.....Patrick Robinson, 1994
Game
9.....Reggie Swinton vs. Philadelphia, Dec. 24, 2005
8.....Stump Mitchell at Washington, Jan. 2, 1983
7.....Vai Sikahema vs. Pittsburgh, Oct. 9, 1988
Vai Sikahema vs. Dallas, Sept. 13, 1987
Stump Mitchell at N.Y. Giants, Dec. 4, 1983
Opponent/Game
9.....Mike Nelms vs. Washington, Dec. 21, 1980

PUNT RETURN YARDAGE

Career
2,152.... Vai Sikahema, 1986–90
1,377.... Stump Mitchell, 1981–89
921.... Terry Metcalf, 1973–77
885.... Steve Breaston, 2007–10
864.... Charley Trippi, 1947–55
854.... Willard Harrell, 1978–84
Season
699.... Patrick Peterson, 2011#
550.... Vai Sikahema, 1987
522.... Vai Sikahema, 1986
462.... Kevin Williams, 1997
461.... Arnold Jackson, 2001
445.... Stump Mitchell, 1981
 # NFL rookie record
Game
145.....Vai Sikahema vs. Tampa Bay, Dec. 21, 1986
143.....Chuck Latourette at New Orleans, Sept. 29, 1968
142.....Johnny Roland at Philadelphia, Oct. 2, 1966
127.....Patrick Peterson vs. St. Louis, Nov. 6, 2011
112.....Patrick Peterson at Baltimore, Oct. 30, 2011
110.....Kevin Williams at Baltimore, Nov. 23, 1997
106.....John Cochran vs. Green Bay, Nov. 27, 1949
Opponent/Game
152.....Devin Hester vs. Chicago, Oct. 16, 2006
128.....Dante Hall at Kansas City, Dec. 1, 2002
Eddie Kennison vs. St. Louis, Sept. 29, 1996-OT
118.....Derrick Shepard at Washington, Oct. 3, 1987
110.....Dre Bly at St. Louis, Dec. 15, 2002

LONGEST PUNT RETURN

99t.....Patrick Peterson vs. St. Louis, Nov. 6, 2011
95t.....Frank Bernardi at Washington, Oct. 14, 1956
89t.....Patrick Peterson vs. Carolina, Sept. 11, 2011
88t.....Phil Sarboe vs. N.Y. Giants, Oct. 17, 1935
86t.....Chuck Latourette at New Orleans, Sept. 29, 1968
Johnny Roland at Philadelphia, Oct. 2, 1966
84t.....Ken Hall vs. Pittsburgh, Nov. 1, 1959
Opponent/Game
98t.....Dennis Morgan vs. Dallas, Oct. 13, 1974
90t.....Dante Hall at Kansas City, Dec. 1, 2002
88t.....Nick Miller at St. Louis, Nov. 27, 2011
83t.....Devin Hester vs. Chicago, Oct. 16, 2006
82t.....Bernard Berrian vs. Minnesota, Dec. 14, 2008
81t.....Lionel James at San Diego, Sept. 20, 1987
80t.....Roy Jefferson vs. Pittsburgh, Nov. 10, 1968

AVERAGE YARDS

Career
13.7.....Charley Trippi, 1947–55 (63–864)
12.0.....Willard Harrell, 1978–84 (71–854)
11.5.....Terry Metcalf, 1973–77 (80–921)
11.2.....Vai Sikahema, 1986–90 (193–2,152)
9.4.....Mac Cody, 1999–2000 (63–595)
Season (15 or more returns)
20.93.....John "Red" Cochran, 1949 (15–314)
20.88.....Jerry Davis, 1948 (16–334)
15.89.....Patrick Peterson, 2011 (44-699)
13.15.....Johnny Bailey, 1992 (20–263)
13.08.....Terry Metcalf, 1974 (26–340)
12.50.....Vai Sikahema, 1987 (44–550)
Game
49.0.....Patrick Peterson vs. Carolina, Sept. 11, 2011 (2-98)
47.7.....Chuck Latourette at New Orleans, Sept. 29, 1968 (3–143)
47.3.....Johnny Roland at Philadelphia, Oct. 2, 1966 (3–142)
36.3.....Vai Sikahema vs. Tampa Bay, Dec. 21, 1986 (4–145)
35.5.....Steve Breastron vs. Minnesotta, Dec. 6, 2009 (2-71)
33.0.....Don Paul at Philadelphia, Nov. 19, 1950 (3–99)
32.3.....Frank Bernardi at Washington, Oct. 14, 1956 (3–97)
Opponent/Game
82.0.....Bernard Berrian vs. Minnesota, Dec. 14, 2008 (1-82)
44.5.....Nick Miller at St. Louis, Nov. 27, 2011 (2-89)
39.3.....Derrick Shepard at Washington, Oct. 4, 1987 (3–118)
37.5.....Yamon Figurs at Baltimore, Sept. 23, 2007 (2–75)
32.0.....Eddie Kennison vs. St. Louis, Sept. 29, 1996-OT (4–128)
27.5.....Dre Bly at St. Louis, Dec. 15, 2002 (4–110)
27.3.....Danny Amendala vs. St. Louis, Dec. 5, 2010 (3-82)
26.3.....Danny Amendola vs. St. Louis, Dec. 27, 2009 (3-79)
25.7.....Eddie Drummond at Detroit, Sept. 7, 2003 (3–77)

MOST TOUCHDOWNS

4.....Patrick Peterson, 2011*
3.....Ollie Matson, 1954, 55 (2)
Vai Sikahema, 1986 (2), 87
2.....Phil Sarboe, 1935
Jerry Davis, 1948
Charley Trippi, 1948
John "Red" Cochran, 1949
Billy Stacy, 1959
Bobby Joe Conrad, 1959, 61
Johnny Roland, 1966, 70
*** Ties NFL single-season record**

INDIVIDUAL KICKOFF RETURN RECORDS

TOTAL KICKOFF RETURNS

Career
177.....Stump Mitchell, 1981–89
164.....Vai Sikahema, 1986–90
151.....MarTay Jenkins, 2000–02
145.....LaRod Stephens-Howling, 2009–
114.....J.J. Arrington, 2005–08
107.....Terry Metcalf, 1973–77
103.....Josh Scobey, 2003–04

Season
82.....MarTay Jenkins, 2000
73.....Josh Scobey, 2003
66.....J.J. Arrington, 2006
63.....Reggie Swinton, 2005
62.....Steve Breaston, 2007

Game
9.....Steve Breaston at New England, Dec. 21, 2008
Josh Scobey at Cleveland, Nov. 16, 2003
8.....J.J. Arrington at Philadelphia, Nov. 27, 2008
J.J. Arrington vs. N.Y. Giants, Nov. 23, 2008
J.J. Arrington at Atlanta, Oct. 1, 2006
MarTay Jenkins at Jacksonville, Dec. 10, 2000
7.....21 times, last by LaRod Stephens-Howling, 2010

Opponent/Game
8.....Gary Ellerson vs. Green Bay, Sept. 29, 1985
7.....Eric Decker vs. Denver, Dec. 12, 2010
Larry Foster vs. Detroit, Nov. 18, 2001
Jimmy Edwards vs. Minnesota, Nov. 4, 1979

KICKOFF RETURN YARDAGE

Career
4,007..... Stump Mitchell, 1981–89
3,865..... MarTay Jenkins, 2000–02
3,662..... LaRod Stephens-Howling, 2009–
3,501..... Vai Sikahema, 1986–90
2,804..... Terry Metcalf, 1973–77
2,694..... J.J. Arrington, 2005–08
2,453..... Ollie Matson, 1952, '54–58

Season
*2,186... MarTay Jenkins, 2000
1,684... Josh Scobey, 2003
1,548... LaRod Stephens-Howling, 2010
1,503... J.J. Arrington, 2006
1,458... Kevin Williams, 1997
1,456... Reggie Swinton, 2005

Game
252..... Josh Scobey at St. Louis, Sept. 28, 2003
232..... J.J. Arrington vs. N.Y. Giants, Nov. 23, 2008
220..... J.J. Arrington at Minnesota, Nov. 26, 2006
207..... Kevin Williams vs. Atlanta, Dec. 21, 1997
203..... George Hoey vs. Philadelphia, Nov. 21, 1971
199..... Reggie Swinton at St. Louis, Nov. 20, 2005

Opponent/Game
253..... Derrick Witherspoon vs. Philadelphia, Nov. 24, 1996
225..... Herb Mul–Key vs. Washington, Sept. 23, 1973

***NFL record**

LONGEST KICKOFF RETURN

106t .....Roy Green at Dallas, Oct. 21, 1979
105t .....Frank Seno at N.Y. Giants, Oct. 20, 1946
105t .....Ollie Matson at Washington, Oct. 14, 1956
103t .....George Hoey vs. Philadelphia, Nov. 21, 1971
102t .....LaRod Stephens-Howling vs. Oakland, Sept. 26, 2010
Doug Russell vs. Cincinnati, Sept. 23, 1934
101t .....Ollie Matson vs. Pittsburgh, Nov. 23, 1958
100t .....Josh Scobey at St. Louis, Sept. 28, 2003
John Gilliam at Green Bay, Dec. 21, 1969
Ollie Matson vs. Chicago, Oct. 5, 1952

Opponent/Game
104t .....Allen Rossum vs. San Francisco, Nov. 10, 2008
100t .....Dennis Pearson vs. Atlanta, Dec. 17, 1978
99t .....Jon Vaughn vs. New England, Sept. 29, 1991

AVERAGE YARDS

Career
28.5.....Ollie Matson, 1952, '54–58
26.2.....Terry Metcalf, 1973–77
25.6.....MarTay Jenkins, 2000–02
25.3.....LaRod Stephens-Howling, 2009–
23.6.....J.J. Arrington, 2005–08
23.3.....Josh Scobey, 2003–04
23.1.....Roy Green, 1979–90

Season (15 or more attempts)
35.5.....Ollie Matson, 1958 (14–497)
31.2.....Terry Metcalf, 1974 (20–623)
Ollie Matson, 1952 (20–623)
29.2.....Jerry Davis, 1948 (15–437)
28.3.....Don Paul, 1951 (15–424)

Game (3 or more attempts)
48.3.....John Gilliam at Green Bay, Dec. 21, 1969 (3–145)
47.0.....Terry Metcalf at Houston, Oct. 20, 1974 (3–141)
46.3.....Les Goble vs. N.Y. Giants, Sept. 26, 1954 (4–185)
43.3.....MarTay Jenkins at Minnesota, Nov. 12, 2000 (4–173)
43.0.....Chuck Latourette at Phila., Nov. 3, 1968 (3–129)

Opponent/Game
60.0.....Domenik Hixon vs. N.Y. Giants, Nov. 23, 2008 (3-180)
59.0.....Timmy Brown at Philadelphia, Sept. 22, 1963 (3–177)

MOST TOUCHDOWNS

Career
6.....Ollie Matson, 1952 (2), '54, '56, '58 (2)
3.....LaRod Stephens-Howling, 2009–
2.....J.J. Arrington, 2005–08
MarTay Jenkins, 2000, '02
Les Goble, 1954 (2)
Terry Metcalf, 1974–75

Season
2.....LaRod Stephens-Howling, 2010
Ollie Matson, 1952 and '58 (twice)
Les Goble, 1954

COMBINED KICK RETURN YARDAGE

Season
2,187.... MarTay Jenkins, 2000 (2,186 kickoff–1 punt)
1,920.... Kevin Williams, 1997 (1,458 kickoff–462 punt)
1,792.... Reggie Swinton, 2005 (1,456 kickoff–336 punt
1,786.... Steve Breaston, 2007 (1,391 kickoff–395 punt)
1,737.... Stump Mitchell, 1981 (1,292 kickoff–445 punt)

LaRod Stephens-Howling led the NFL with 1,548 kickoff return yards in 2010. That total is the third-best in franchise history.

INDIVIDUAL FUMBLE RECORDS

TOTAL FUMBLES

Season

16.....Dave Krieg, 1995
15.....Terry Metcalf, 1976
Sam Etcheverry, 1961
Paul Christman, 1946
14.....Terry Metcalf, 1974
John David Crow, 1962
Ottis Anderson, 1981

Game

6.....Sam Etcheverry at N.Y. Giants, Sept. 17, 1961
5.....Paul Christman at Green Bay, Oct. 10, 1946

OPPONENT FUMBLES RECOVERED

Career

19.....Mark Arneson, 1972–80
Roger Wehrli, 1969–82
16.....Bill Koman, 1959–67
14.....Chuck Walker, 1964–72
13.....Darnell Dockett, 2004–
12.....Aeneas Williams, 1991–2000
Larry Wilson, 1960–72
Larry Stallings, 1963–75
Leo Sugar, 1954–60

Season

5.....Michael Bankston, 1993
Chuck Walker, 1969
Tom Wham, 1950
4.....Kerry Rhodes, 2010
Larry Stallings, 1972
Lee Nelson, 1983
Curtis Greer, 1981
Tom Wham, 1949

Game

3.....Corwin Clatt at Detroit, Nov. 6, 1949
2.....Many times, most recently by Kerry Rhodes at Cincinnati, Dec. 24, 2011

OWN FUMBLES RECOVERED

Season

8.....Paul Christman, 1945
7.....Dave Krieg, 1995
Terry Metcalf, 1974
John Roach, 1960

Game

4.....Sam Etcheverry at N.Y. Giants, Sept. 17, 1961

MOST FUMBLES RETURNED FOR TOUCHDOWN

Career

3.....Leo Sugar, 1954, '57 (2)
2.....Kerry Rhodes, 2010 (2)
Darnell Dockett, 2008, '10
Adrian Wilson, 2004, '06
Aeneas Williams, 1993, '00
Rod Saddler, 1989, '91
Larry Stallings, 1965, '69
Larry Wilson, 1963, '69
Don Brumm, 1965, '68

Season

**2.....Kerry Rhodes, 2010
Leo Sugar, 1957
****Ties NFL record**

LONGEST FUMBLE RETURN

*104....Aeneas Williams vs. Washington, Nov. 5, 2000 (TD)
99.....Adrian Wilson at Minnesota, Nov. 26, 2006 (TD)
88.....Larry Wilson at Green Bay, Dec. 21, 1969 (TD)
85.....Eric Hill at L.A. Rams, Sept. 1, 1991 (TD)
83.....Vince Banonis vs. N.Y. Giants, Nov. 30, 1947 (TD)
***Equals NFL record**

INDIVIDUAL LONGEVITY RECORDS

Service

Most Seasons

18.....Jim Hart, 1966–83
17.....Jim Bakken, 1962–78
15.....Jackie Smith, 1963–77
14.....Roger Wehrli, 1969–82
Larry Stallings, 1963–76
Ernie McMillan, 1961–74
13.....Larry Wilson, 1960–72
Luis Sharpe, 1982-94
12.....Roy Green, 1979–90
Ken Gray, 1958–69
Dan Dierdorf, 1971–78, '80–83
Mel Gray, 1971–82

Most Consecutive Games Played

234.....Jim Bakken, 1962–78
162.....Ernie McMillan, 1961–73
160.....Aeneas Williams, 1991–2000
148.....Bobby Joe Conrad, 1958–68
134.....Tom Brahaney, 1973–80
121.....Jackie Smith, 1963–71

Most Games Played

234.....Jim Bakken, 1962–78
199.....Jim Hart, 1966–83
198.....Jackie Smith, 1963–77
193.....Roger Wehrli, 1969–82
189.....Luis Sharpe, 1982–94
180.....Larry Stallings, 1963–76
178.....Ernie McMillan, 1961–74
169.....Roy Green, 1979–90
Larry Wilson, 1960–72
166.....Adrian Wilson, 2001–
160.....Aeneas Williams, 1991–2000
Dan Dierdorf, 1971–83

Most Seasons, Head Coach

6.....Jim Hanifan, 1980–85
Jim Conzelman, 1940–42, '46–48
5.....Ken Whisenhunt, 2007–
Don Coryell, 1973–77
Charley Winner, 1966–70
4.....Vince Tobin, 1996–2000
Joe Bugel, 1990–93
Wally Lemm, 1962–65
Frank "Pop" Ivy, 1958–61
Milan Creighton, 1935–38

BIGGEST COMEBACKS — FRANCHISE HISTORY

25 POINTS

11/8/87 vs. Tampa Bay
Final Score 31-28
Down 28-3 entering the 4th Quarter; cut lead to 28-10 early in the 4th Quarter

QTR	TEAM	BOX SCORE	TAM	STL
1st	TAM	Mark Carrier 5-yard pass from Steve DeBerg (Donald Igwebuike kick)	7	0
2nd	TAM	Gerald Carter 3-yard pass from Steve DeBerg (Donald Igwebuike kick)	14	0
	STL	Jim Gallery 31-yard field goal	14	3
3rd	TAM	Jeff Smith 34-yard pass from Steve DeBerg (Donald Igwebuike kick)	21	3
	TAM	Jeff Smith 3-yard rush (Donald Igwebuike kick)	28	3
4th	STL	Robert Awalt 4-yard pass from Neil Lomax (Jim Gallery kick)	28	10
	STL	Niko Noga 24-yard fumble return (Jim Gallery kick)	28	17
	STL	J.T. Smith 11-yard pass from Neil Lomax (Jim Gallery kick)	28	24
	STL	J.T. Smith 17-yard pass from Neil Lomax (Jim Gallery kick)	28	31

23 POINTS

11/6/88 vs. San Francisco
Final Score 24-23
Down 23-0 in the 3rd Quarter; cut lead to 23-7 by the end of the 3rd Quarter and 23-10 early in the 4th Quarter

QTR	TEAM	BOX SCORE	SF	PHO
1st	SF	Mike Cofer 42-yard field goal	3	0
2nd	SF	Roger Craig 3-yard rush (Mike Cofer kick)	10	0
	SF	Mike Cofer 27-yard field goal	13	0
	SF	Mike Cofer 30-yard field goal	16	0
3rd	SF	Brent Jones 3-yard pass from Steve Young (Mike Cofer kick)	23	0
	PHO	Roy Green 35-yard pass from Neil Lomax (Al Del Greco kick)	23	7
4th	PHO	Al Del Greco 24-yard field goal	23	10
	PHO	Ernie Jones 5-yard pass from Neil Lomax (Al Del Greco kick)	23	17
	PHO	Roy Green 9-yard pass from Neil Lomax (Al Del Greco kick)	23	24

21 POINTS

9/12/99 at Philadelphia
Final Score 25-24
Down 21-0 after 1st Quarter; Philly took 24-6 lead into 3rd Quarter; cut lead to 24-12 in 3rd Quarter

QTR	TEAM	BOX SCORE	ARI	PHI
1st	PHI	Duce Staley 24-yard rush (Norm Johnson kick)	0	7
	PHI	Duce Staley 3-yard pass from Doug Pederson (Norm Johnson kick)	0	14
	PHI	Luther Broughton 15-yard pass from Doug Pederson (Norm Johnson kick)	0	21
2nd	ARI	Chris Jacke 31-yard field goal	3	21
	ARI	Chris Jacke 25-yard field goal	6	21
	PHI	Norm Johnson 25-yard field goal	6	24
3rd	ARI	Mario Bates 1-yard rush (pass failed)	12	24
4th	ARI	Chris Jacke 32-yard field goal	15	24
	ARI	Rob Moore 20-yard pass from Jake Plummer (Chris Jacke kick)	22	24
	ARI	Chris Jacke 31-yard field goal	25	24

21 POINTS

12/4/49 at L.A. Rams
Final Score 31-27
Down 24-3 in the 3rd Quarter; cut lead to 24-10 in 3rd Quarter and 24-17 early in the 4th Quarter

QTR	TEAM	BOX SCORE	CRD	RAM
1st	RAM	Bob Shaw 71-yard pass from Bob Waterfield (Bob Waterfield kick)	0	7
	RAM	Bob Waterfield 43-yard field goal	0	10
	CRD	Pat Harder 13-yard field goal	3	10
2nd	RAM	Bob Waterfield 1-yard rush (Bob Waterfield kick)	3	17
3rd	RAM	Vitamin Smith 51-yard punt return (Bob Waterfield kick)	3	24
	CRD	Charlie Trippi 6-yard rush (Pat Harder kick)	10	24
4th	CRD	Bill Blackburn 12-yard interception return (Pat Harder kick)	17	24
	RAM	Bob Waterfield 16-yard field goal	17	27
	CRD	Babe Dimancheff 50-yard pass from Paul Christman (Pat Harder kick)	24	27
	CRD	Billy Dewell 24-yard pass from Paul Christman (Pat Harder kick)	31	27

18 POINTS

10/4/92 vs. Washington
Final Score 27-24
Down 24-6 in the 4th Quarter

QTR	TEAM	BOX SCORE	WAS	PHO
1st	WAS	Ricky Sanders 19-yard pass from Mark Rypien (Chip Lohmiller kick)	7	0
	WAS	Earnest Byner 9-yard rush (Chip Lohmiller kick)	14	0
2nd	WAS	Chip Lohmiller 33-yard field goal	17	0
3rd	PHO	Ivory Lee Brown 1-yard rush (kick failed)	17	6
	WAS	Earnest Byner 3-yard rush (Chip Lohmiller kick)	24	6
4th	PHO	Robert Massey 31-yard interception return (Greg Davis kick)	24	13
	PHO	Robert Massey 41-yard interception return (Greg Davis kick)	24	20
	PHO	Larry Centers 9-yard pass from Chris Chandler (Greg Davis kick)	24	27

17 POINTS

12/11/83 at L.A. Raiders
Final Score 34-24
Down 17-0 in the 2nd Quarter; Raiders had 24-7 lead in 2nd Quarter but Cardinals cut lead to 24-20 at halftime

QTR	TEAM	BOX SCORE	STL	RAI
1st	RAI	Kenny King 34-yard pass from Jim Plunkett (Chris Bahr kick)	0	7
	RAI	Chris Bahr 22-yard field goal	0	10
	RAI	Cliff Branch 5-yard pass from Jim Plunkett (Chris Bahr kick)	0	17
2nd	STL	Ottis Anderson 1-yard rush (Neil O'Donoghue kick)	7	17
	RAI	Marcus Allen 20-yard pass from Jim Plunkett (Chris Bahr kick)	7	24
	STL	Doug Marsh 1-yard pass from Neil Lomax (kick failed)	13	24
	STL	Elois Grooms 40-yard fumble return (Neil O'Donoghue kick)	20	24
3rd	STL	Wayne Morris 3-yard rush (Neil O'Donoghue kick)	27	24
4th	STL	Pat Tilley 15-yard pass from Neil Lomax (Neil O'Donoghue kick)	34	24

17 POINTS

9/29/68 at New Orleans
Final Score 21-20
Down 17-0 heading into the 4th Quarter

QTR	TEAM	BOX SCORE	STL	NOR
1st	NOR	Charlie Durkee 21-yard field goal	0	3
2nd	NOR	Danny Abramowicz 29-yard pass from Billy Kilmer (Charlie Durkee kick)	0	10
3rd	NOR	Danny Abramowicz 10-yard pass from Billy Kilmer (Charlie Durkee kick)	0	17
4th	STL	Chuck Latourette 86-yard punt return (Jim Bakken kick)	7	17
	STL	Dave L. Williams 9-yard pass from Charley Johnson (Jim Bakken kick)	14	17
	NOR	Charlie Durkee 36-yard field goal	14	20
	STL	Willis Crenshaw 1-yard rush (Jim Bakken kick)	21	20

17 POINTS

10/13/63 vs. Pittsburgh
Final Score 24-23
Down 20-3 in the 3rd Quarter; cut lead to 23-10 by end of the 3rd Quarter and 23-17 early in the 4th quarter

QTR	TEAM	BOX SCORE	PIT	STL
1st	STL	Jim Bakken 44-yard field goal	0	3
	PIT	Lou Michaels 45-yard field goal	3	3
2nd	PIT	Red Mack 83-yard pass from Ed Brown (Lou Michaels kick)	10	3
	PIT	Lou Michaels 47-yard field goal	13	3
	PIT	Ed Brown 1-yard rush (Lou Michaels kick)	20	3
3rd	STL	Jackie Smith 10-yard pass from John David Crow (Jim Bakken kick)	20	10
	PIT	Lou Michaels 46-yard field goal	23	10
4th	STL	Jackie Smith 55-yard pass from Charley Johnson (Jim Bakken kick)	23	17
	STL	Bobby Joe Conrad 28-yard pass from Charley Johnson (Jim Bakken kick)	23	24

17 POINTS

10/1/61 at Philadelphia
Final Score 30-27
Down 17-0 in the 2nd Quarter

QTR	TEAM	BOX SCORE	STL	PHI
1st	PHI	Billy Ray Barnes 3-yard pass from Sonny Jurgensen (Bobby Walston kick)	0	7
	PHI	Dick Lucas 3-yard pass from Sonny Jurgensen (Bobby Walston kick)	0	14
2nd	PHI	Bobby Walston 19-yard field goal	0	17
	STL	Prentice Gautt 12-yard pass from Sam Etcheverry (Gerry Perry kick)	7	17
	STL	Sonny Randle 35-yard pass from Sam Etcheverry (Gerry Perry kick)	14	17
	PHI	Bobby Walston 16-yard field goal	14	20
3rd	PHI	Billy Ray Barnes 2-yard pass from Sonny Jurgensen (Bobby Walston kick)	14	27
	STL	Taz Anderson 1-yard rush (kick failed)	20	27
4th	STL	Prentice Gautt 54-yard rush (Gerry Perry kick)	27	27
	STL	Gerry Perry 27-yard field goal	30	27

16 POINTS

11/20/77 vs. Philadelphia
Final Score 21-16
Down 16-0 in the 3rd Quarter

QTR	TEAM	BOX SCORE	PHI	STL
2nd	PHI	Harold Carmichael 13-yard pass from Ron Jaworski (kick failed)	6	0
	PHI	Ove Johansson 32-yard field goal	9	0
3rd	PHI	Charlie A. Smith 15-yard pass from Ron Jaworski (Ove Johansson kick)	16	0
	STL	Jim Otis 25-yard rush (Jim Bakken kick)	16	7
	STL	Mel Gray 69-yard pass from Jim Hart (Jim Bakken kick)	16	14
4th	STL	Jim Otis 1-yard rush (Jim Bakken kick)	16	21

16 POINTS

11/9/75 at Philadelphia
Finals Score 24-23
Down 23-7 in the 3rd Quarter

QTR	TEAM	BOX SCORE	STL	PHI
1st	PHI	Charle Young 13-yard pass from Roman Gabriel (Horst Muhlmann kick)	0	7
	PHI	Horst Muhlmann 37-yard field goal	0	10
	STL	Jim Otis 3-yard pass from Jim Hart (Jim Bakken kick)	7	10
2nd	PHI	Po James 47-yard pass from Roman Gabriel (Horst Muhlmann kick)	7	17
	PHI	Horst Muhlmann 27-yard field goal	7	20
3rd	PHI	Horst Muhlmann 25-yard field goal	7	23
	STL	Terry Metcalf 1-yard rush (Jim Bakken kick)	14	23
4th	STL	Jim Hart 5-yard rush (Jim Bakken kick)	21	23
	STL	Jim Bakken 30-yard field goal	24	23

15 POINTS

9/7/97 vs. Dallas
Final Score 25-22 (OT)
Down 22-7 in the 3rd Quarter

QTR	TEAM	BOX SCORE	DAL	ARI
1st	DAL	Richie Cunningham 24-yard field goal	3	0
	DAL	Richie Cunningham 47-yard field goal	6	0
2nd	ARI	Leeland McElroy 10-yard rush (Kevin Butler kick)	6	7
	DAL	Richie Cunningham 37-yard field goal	9	7
	DAL	Chad Hennings 4-yard fumble return (Richie Cunningham kick)	16	7
	DAL	Richie Cunningham 34-yard field goal	19	7
3rd	DAL	Richie Cunningham 28-yard field goal	22	7
	ARI	Frank Sanders 7-yard pass from Kent Graham (Kevin Butler kick)	22	14
4th	ARI	Pat Carter 1-yard pass from Kent Graham (Rob Moore pass from Kent Graham)	22	22
OT	ARI	Kevin Butler 20-yard field goal	22	25

TEAM SCORING RECORDS

MOST POINTS SCORED

Season
427.....2008
423.....1984
404.....2007
395.....1948
379.....1983
375.....2009
362.....1987
358.....1949

Opponent/Season
452.....2003
443.....2000
434.....2010
428.....1983
426.....2008
422.....1995
417.....2002
414.....1985

Game
65.....At N.Y. Bulldogs, Nov. 13, 1949
63.....At N.Y. Giants, Oct. 17, 1948
60.....Vs. Rochester, Oct. 7, 1923

Opponent/Game
56.....At N.Y. Jets, Sept. 28, 2008
Vs. Philadelphia, Oct. 25, 1953
55.....Vs. Miami, Nov. 24, 1977
At Green Bay, Nov. 1, 1924

MOST POINTS BOTH TEAMS

Game
98.....Cardinals 63 at N.Y. Giants 35, Oct. 17, 1948
93.....Cardinals 42 vs. New Orleans 51, Nov. 2, 1969
91.....Cardinals 35 at N.Y. Jets 56, Sept. 28, 2008
87.....Cardinals 45 at Washington 42, Nov. 22, 1998
85.....Cardinals 65 at N.Y. Bulldogs 20, Nov. 13, 1949

FEWEST POINTS SCORED

Season
74.....1936
84.....1939
95.....1943

Opponent/Season
170.....1982
182.....1956
198.....1946

MOST TDS SCORED

Season
53.....1948
51.....2008, 1984
50.....2002
49.....2007
48.....1949
47.....1983

Opponent/Season
56.....1983
55.....2003
53.....1995
52.....2008, 2000
51.....1988
50.....2002, 1990, 1981

Game
9.....At N.Y. Bulldogs, Nov. 13, 1949
At N.Y. Giants, Oct. 17, 1948
Vs. Rochester, Oct. 7, 1923
8.....Vs. Detroit, Nov. 7, 1948
At Minnesota, Oct. 6, 1963

Opponent/Game
8.....Vs. Miami, Nov. 24, 1977
Vs. Philadelphia, Oct. 25, 1953
At Green Bay, Nov. 1, 1942

Both Teams/Game
14.....Cardinals 9 at N.Y. Giants 5, Oct. 17, 1948
13.....Cardinals 6 vs. N.O. 7, Nov. 2, 1969
12.....Cardinals 5 at N.Y. Jets 7, Sept. 28, 2008
Cardinals 9 at N.Y. Bulldogs 3, Nov. 13, 1949

FEWEST TDS SCORED

Season
16.....1982
19.....1991
22.....1972
24.....2000, 1994, 1971

Opponent/Season
21.....1982
23.....1956
27.....1993, 1982, 1974, 1970

MOST TDS RUSHING

Season
25.....1948
22.....1968, 1949
21.....1984, 1947

Opponent/Season
29.....2000
27.....1991
26.....1958
24.....1953

Game
6.....Vs. Chicago Bears, Nov. 28, 1929

Opponent/Game
5.....At Dallas, Dec. 16, 1990
4.....12 times, most recently at Minnesota, Oct. 9, 2011

MOST TDS PASSING

Season
32.....2007
31.....2008
30.....1963
29.....1983
28.....1984
27.....2009
26.....1988
25.....1987

Opponent/Season
38.....1969
34.....1985
33.....1995

Game
6.....At N.Y. Bulldogs, Nov. 13, 1949
Vs. Baltimore, Oct. 2, 1950
At Cleveland, Sept. 26, 1965
Vs. New Orleans, Nov. 2, 1969
5.....Four times, most recently at Chicago, Nov. 8, 2009

Opponent/Game
6.....At N.Y. Jets, Sept. 28, 2008
Vs. Miami, Nov. 24, 1977
Vs. New Orleans, Nov. 2, 1969

Both Teams/Game
*12.....Cardinals 6 vs. New Orleans 6, Nov. 2, 1969
10 .....Cardinals 4 at Chicago Bears 6, Dec. 5, 1937
9 .....Three times, most recently Cardinals 4 at Washington 5, Nov. 9, 1958

***NFL record**

MOST TDS BY INTERCEPTION

Season
6.....2007
5.....1961, 1964
4.....1995
3.....2010, 2005, 2001, 1999, 1997, 1992, 1966, 1955, 1949

Opponent/Season
5.....1983, 1967

Game
2... Many times, most recently vs. Dallas, Dec. 25, 2010

Opponent/Game
2....Vs. Tampa Bay, Oct. 31, 2010
Vs. San Francisco, Sept. 18, 1983

MOST TDS BY KO RETURN

Season
3.....1954

Opponent/Season
3.....2005, 1999, 1995, 1978

Game
1.....Many times, most recently at Minnesota, Nov. 7, 2010

Opponent/Game
1.....Many times, most recently at Tennessee, Nov. 29, 2009

MOST TDS BY PUNT RETURN

Season
5.....1959
4.....1948, 2011

Opponent/Season
3.....2002
2.....2000
1..... 13 times, most recently 2011

Game
2.....Vs. N.Y. Giants, Nov. 22, 1959
Vs. Pittsburgh, Nov. 1, 1959
Vs. Tampa Bay, Dec. 21, 1986

FEWEST TDS RUSHING

Season
2.....2005
3.....1995
5.....2003
6.....2000, 1991
8.....1996, 1986, 1971, 1961

Opponent/Season
5.....1982
7.....1994
8.....1948

FEWEST TDS PASSING

Season
6.....1982
10.....2010, 1991
11.....1999, 1972
12.....1980
13.....1966

Opponent/Season
8.....1956
11.....1974
12.....1991, 1971

MOST PATS SCORED

Season
53 1948
48 1984
47 ..... 2007, 1988
46 1949
45 ..... 2009, 1983

Opponent/Season
53 2003
51 1983
50 ..... 2000, 1995
49 ..... 2002, 2008
48 ..... 1990, 1981

Game
9 .... Vs. N.Y. Giants, Oct. 17, 1948
8 .... At Minnesota, Oct. 6, 1963
Vs. N.Y. Bulldogs, Nov. 13, 1949
Vs. Detroit, Nov. 7, 1948

Opponent/Game
7 .... At N.Y. Jets, Sept. 28, 2008
At Kansas City, Dec. 1, 2002
At Green Bay, Jan. 2, 2000
Vs. Miami, Nov. 24, 1977
At N.Y. Giants, Dec. 7, 1969
Vs. Philadelphia, Nov. 8, 1981

Both Teams/Game
14.... Cardinals 9 at N.Y. Giants 5, Oct. 17, 1948
12.... Cardinals 6 vs. N.O. 6, Nov. 2,1969
11.... Cardinals 4 at N.Y. Jets 7, Sept. 28, 2008
Cardinals 6 vs. Phila. 5, Dec. 16,1962

MOST FGS ATTEMPTED

Season
45 2005
40 1966
39 ..... 1995, 1967
38 1964

Game
9 .... At Pittsburgh, Sept. 24, 1967
7 .... At Atlanta, Dec. 9, 1973
At Atlanta, Dec. 11, 1966
6 .... Vs. Denver, Dec. 12, 2010
Vs. San Francisco, Oct. 2, 2005 (Mexico City)
Vs. Tampa Bay, Jan. 2, 2005
Vs. San Francisco, Oct. 26, 2003
Vs. Green Bay, Sept. 19, 1976
At Pittsburgh, Nov. 13, 1966

MOST FGS MADE

Season
43 2005
30 1995
28 2006
27 1967
25 ..... 2008, 1964
24 2010
23 ..... 1998, 1996, 1984, 1973, 1966

Opponent/Season
40 2010
35 2011
31 2006
30 ..... 1997, 1996
29 1989
28 ..... 2007, 1985, 1972

Game
7 ..... At Pittsburgh, Sept. 24, 1967
6 ..... Vs. San Francisco, Oct. 2, 2005 (Mexico City)
At Atlanta, Dec. 9, 1973
5 ..... Vs. Denver, Dec. 12, 2010
Vs. Green Bay, Sept. 19, 1976
Vs. Philadelphia, Dec. 13, 1964
4 ..... Many times, most recently at Seattle, Nov. 16, 2008

Opponent/Game
6 ..... At Atlanta, Oct. 1, 2006
5 ..... Vs. Seattle, Nov. 14, 2010
At Seattle, Oct. 24, 2010
Vs. Green Bay, Sept. 24, 2000
Vs. Dallas, Sept. 7, 1997
At Philadelphia, Dec. 22, 1996
4 ..... Many times, most recently vs. San Francisco, Dec. 11, 2011

Both Teams/Game
8 ..... Cardinals 4 at Cleveland 4, Sept. 20, 1964
7 ..... Cardinals 5 vs. Denver 2, Dec. 12, 2010
Cardinals 3 at Balt. 4, Sept. 23, 2007
Cardinals 1 at Atlanta 6, Oct. 1, 2006
Cardinals 4 at Seattle 3, Sept. 25, 2005
Cardinals 3 at Miami 4, Sept. 12, 1999
Cardinals 2 at Phila. 5, Dec. 22, 1996
Cardinals 3 vs. Chicago 4, Nov. 27, 1994
Cardinals 6 at Atlanta 1, Dec. 9, 1973
Cardinals 7 at Pitt. 0, Sept. 24, 1967

CONSECUTIVE GAMES SCORING FGS

19.... Game 16 in 2004-Game 2 in 2006
Game 4 in 1966-Game 8 in 1967

HIGHEST SCORE BY QUARTERS

First Quarter
27 .... Vs. Green Bay, Nov. 27, 1949

Second Quarter
31..... Vs. N.Y. Bulldogs, Nov. 13, 1949

Third Quarter
35..... Vs. Boston, Oct. 24, 1948

Fourth Quarter
28..... Vs. Philadelphia, Dec. 7, 1947
Vs. Baltimore, Oct. 2, 1950
At Minnesota, Oct. 6, 1963
Vs. Pittsburgh, Nov. 30, 1969
Vs. Tampa Bay, Nov. 8, 1987

OPPONENT HIGHEST SCORE BY QUARTERS

First Quarter
28..... At Minnesota, Oct. 9, 2011

Second Quarter
34..... At N.Y. Jets, Sept. 28, 2008
27..... At San Diego, Sept. 26, 1976

Third Quarter
21..... At San Francisco, Jan. 2, 2011
..... At Carolina, Oct. 26, 2008
At N.Y. Giants, Sept. 22, 2005
At Pittsburgh, Nov. 9, 2003
At Washington, Nov. 22, 1998
Vs. Washington, Dec. 6, 1987
Vs. Green Bay, Sept. 29, 1985
At Cleveland, Sept. 8, 1985
At Washington, Nov. 6, 1983
Vs. San Francisco, Sept. 18, 1983
At Dallas, Sept. 28, 1975
At N.Y. Giants, Dec. 7, 1969
Vs. New Orleans, Nov. 2, 1969

Fourth Quarter
28..... At Buffalo, Nov. 11, 1990
At Washington, Nov. 6, 1983

SCORE BY QUARTERS BOTH TEAMS

First Quarter
28..... Cardinals 0 at Minnesota 28 Oct. 9, 2011
Cardinals 21 vs. San Francisco 7, Sept. 10, 2006
Cardinals 14 at Dallas 14, Nov. 23, 1967

Second Quarter
47 ..... Cardinals 27 vs. Phila. 20, Dec. 13, 1964

Third Quarter
35 ..... Cardinals 14 at Dallas 21, Sept. 28, 1975
Cardinals 35 vs. Boston 0, Oct. 24, 1948

Fourth Quarter
42 ..... Cardinals 28 at Phila. 14, Dec. 7, 1947

SCORE BY HALVES

First Half
38..... Vs. San Francisco, Sept. 10, 2006
At Cleveland, Sept. 26, 1965
37..... Vs. San Diego, Nov. 20, 1983
31..... At Chicago, Nov. 8, 2009
Vs. Seattle, Dec. 10, 2006
Vs. Detroit, Nov. 18, 2001
At Washington, Nov. 22, 1998
Vs. Philadelphia, Dec. 16, 1962
30..... At N.Y. Jets, Nov. 23, 1975

Second Half
38..... Vs. Dallas, Dec. 9, 1962
35..... At N.Y. Jets, Sept. 28, 2008
Vs. Pittsburgh, Nov. 30, 1969
At Minnesota, Oct. 6, 1963
34..... At St. Louis, Dec. 3, 2006
31..... Four times, most recently vs. San Francisco, Dec. 12, 2004

OPPONENT SCORE BY HALVES

First Half
36..... At L.A. Rams, Dec. 15, 1985
35..... At Kansas City, Dec. 1, 2002
34..... At N.Y. Jets, Sept. 28, 2008
At San Francisco, Dec. 7, 2003
33..... At San Diego, Sept. 26, 1976

Second Half
36..... At Washington, Nov. 22, 1998
35..... At Green Bay, Jan. 2, 2000
Vs. Philadelphia, Nov. 8, 1981

TEAM FIRST DOWN RECORDS

MOST FIRST DOWNS

Season
345....1984
336....1988
328....2008
325....1987
317....2009
315....1998
309....1976

Opponent/Season
345....2000
339....2010
336....1996
335....2002
333....2011
331....2006
329....1989
328....1981

Game
33.... At N.Y. Jets, Sept. 28, 2008
32.... At Washington, Nov. 11, 1996-OT
.... At N.Y. Bulldogs, Nov. 13, 1949
31.... Vs. Washington, Nov. 16, 1975
30.... At Green Bay, Jan. 2, 2000
At L.A. Rams, Oct. 2, 1988
Vs. Philadelphia, Dec. 16, 1962

Opponent/Game
34.... At St. Louis, Sept. 28, 2003
Vs. Miami, Nov. 24, 1977
Vs. Atlanta, Nov. 9, 1980

Both Teams/Game
57.... Cardinals 32 at Washington 25, Nov. 10, 1996-OT
56.... Cardinals 33 at N.Y. Jets 23, Sept. 28, 2008
Cardinals 30 at Green Bay 26, Jan. 2, 2000
56.... Cardinals 25 at Washington, 31, Nov. 22, 1998
54.... Cardinals 31 vs. N.O. 23, Oct. 23, 1977
53.... Cardinals 30 at L.A. Rams 23, Oct. 2, 1988
Cardinals 19 vs. Atlanta 34, Nov. 9, 1980

FEWEST FIRST DOWNS

Season
101....1939
102....1943
115....1945

Opponent/Season
140....1946
158....1960
163....1982

Game
5.....Vs. N.Y. Giants, Oct. 8, 1961
6.....At Detroit, Dec. 6, 1970
7.....Five times, most recently at St. Louis, Sept. 28, 2003

Opponent/Game
3.....At New Orleans, Oct. 5, 1980

MOST FIRST DOWNS RUSHING

Season
145....1979
140....1976
135....1981, 1948
131....1975

Opponent/Season
148....2000
140....1990
135....1973
134....1981

Game
23.....At New Orleans, Oct. 5, 1980
19.....Vs. Green Bay, Dec. 5, 1948
18.....Vs. Minnesota, Nov. 4, 1979
17.....At N.Y. Giants, Dec. 12, 1976
At Philadelphia, Sept. 22, 1963

Opponent/Game
19 .....Vs. Miami, Nov. 24, 1977

Both Teams/Game
28..... Cardinals 17 at N.Y. Giants 11, Dec. 12, 1976
Cardinals 8 at Cleve. 20, Nov. 12, 1958
27..... Cardinals 9 at Oakland 18, Oct. 7, 1973
Cardinals 15 at Pitt. 12, Nov. 1, 1959
Cardinals 17 at N.Y. Bulldogs 10, Nov. 13, 1949

MOST FIRST DOWNS PASSING

Season
231....2008
224....2005
215....2009
214....1996
210....2007
200....1984
195....1988

Opponent/Season
196....2002
192....1996
188....2009
186....2006
185....2007, 1989, 1969
184....2003

Game
26.....At N.Y. Jets, Sept. 28, 2008
23.....At Washington, Nov. 10, 1996-OT
Vs. St. Louis, Sept. 29, 1996-OT
22.....Vs. Atlanta, Dec. 23, 2007
Vs. Philadelphia, Dec. 13, 1964
21.....At Green Bay, Jan. 2, 2000
Vs. New Orleans, Dec. 20, 1998
Vs. Dallas, Nov. 15, 1998
Vs. Atlanta, Nov. 26, 1995-OT
Vs. Dallas, Nov. 11, 1984

Opponent/Game
22.....At Minnesota, Nov. 7, 2010
At San Francisco, Oct. 10, 2004
Vs. Detroit, Nov. 18, 2001
At N.Y. Giants, Dec. 7, 1969

Both Teams/Game
40.....Cardinals 26 at N.Y. Jets 14, Sept. 28, 2008
39.....Cardinals 19 at Minnesota, 20, Nov. 26, 2006
Cardinals 17 vs. Detroit 22, Nov. 18, 2001
35.....Cardinals 22 vs. Atlanta 13, Dec. 23, 2007
Cardinals 21 vs. New Orleans 14, Dec. 20, 1998
Cardinals 19 vs. Phila. 16, Nov. 24, 1996
34.....Cardinals 12 at San Francisco 22, Oct. 10, 2004
Cardinals 21 at Green Bay 13, Jan. 2, 2000
Cardinals 23 at Washington 11, Nov. 10, 1996-OT
Cardinals 12 at Pitt. 21, Dec. 13, 1958

MOST FIRST DOWNS BY PENALTY

Season
42....2004
38....1998
36....1995
31....1973
30....2002, 1997, 1947

Opponent/Season
41....2011
38....2010
32....1966
31....2006, 2005, 1989
30....1994, 1986,1985, 1970

Game
7.....At N.Y. Giants, Oct. 8, 1995-OT
6.....At St. Louis, Dec. 3, 2006
At St. Louis, Sept. 27, 1998
At L.A. Rams, Sept. 4, 1994
Vs. Washington, Oct. 4, 1992
5.....11 times, most recently vs. Jacksonville, Nov. 27, 2005

Opponent/Game
8 .....At Atlanta, Sept. 19, 2010
5 .....18 times, most recently at Cincinnati, Dec. 24, 2011

Both Teams/Game
11.....Cardinals 6 at St. Louis, 5, Dec. 3, 2006
10.....Cardinals 5 vs. Phila. 5, Oct. 10, 1976
9 .... Cardinals 4 at Baltimore 5, Oct. 30, 2011
Cardinals 1 at Atlanta 8, Sept. 19, 2010
Cardinals 4 vs. Dallas 5, Nov. 4, 1985
8.....Nine times, most recently Cardinals 4 vs. Denver 4, Dec. 12, 2010.

FEWEST FIRST DOWNS RUSHING

Season
58 2005
65 1995
67 2010
68 1972
70 ....2007, 1996
71 ....2000, 1982
72 2008
73 1991

Opponent/Season
56 1960
58 1982
68 1966

Game
0 ..... Vs. San Francisco, Nov. 29, 2010
..... Vs. Indianapolis, Sept. 27, 2009
At Philadelphia, Nov. 27, 2008
At Carolina, Nov. 19, 1995
Vs. Dallas, Nov. 22, 1992
1..... 27 times, most recently vs. San Francisco, Dec. 11, 2011

Opponent/Game
0 ..... At Seattle, Oct. 18, 2009
Vs. Kansas City, Oct. 8, 2006
At Indianpolis, Jan. 1, 2006
At Tampa Bay, Sept. 28, 1997
Vs. Tampa Bay, Dec. 27, 1992
At New Orleans, Oct. 5, 1980
At N.Y. Giants, Nov. 6, 1966

FEWEST FIRST DOWNS PASSING

Season
81 1982
88 1960
102 1972
104 1970
107 1968

Opponent/Season
52 1946
79 .... 1957,1956, 1950
82 1952

Game
0 ... Vs. New Orleans, Oct. 11, 1987
1 ... At Atlanta, Dec. 9, 1973
2 ... Seven times, most recently vs. Washington, Dec. 21, 1980

Opponent/Game
2.....Five times, most recently vs. N.Y. Giants, Dec. 12, 1992

FEWEST FIRST DOWNS BY PENALTY

Season
9 1961
10 ....1982, 1974
11 ....1972, 1952

Opponent/Season
7 1982
9 ....1960, 1957, 1952
10 ....1953, 1947

TEAM TOTAL YARDS RECORDS

MOST YARDS GAINED

Season
6,348....1984
5,852....2008
5,807....1988
5,575....2005
5,510....2009
5,505....2007
5,326....1987

Opponent/Season
6,020....2002
5,977....2010
5,877....1989
5,737....2000
5,723....1981
5,704....1995

Game
615.....At Washington, Nov. 10, 1996-OT
589.....Vs. Philadelphia, Dec. 16, 1982
579.....At N.Y. Giants, Oct. 17, 1948
572.....At N.Y. Bulldogs, Nov. 13, 1949
552 ..... Vs. San Francisco, Nov. 25, 2007-OT

Opponent/Game
683.....At Pittsburgh, Dec. 13, 1958
596.....At Chicago, Dec. 11, 1949
578.....At Dallas, Sept. 30, 1973

Both Teams/Game
1,087....Cardinals 589 vs. Philadelphia 498, Dec. 16, 1962
1,031....Cardinals 615 at Washington 416, Nov. 10, 1996-OT
997 ....Cardinals 445 vs. Miami 552, Sept. 30, 1984
986 ....Cardinals 478 vs. New Orleans 508, Nov. 2, 1969

FEWEST YARDS GAINED

Season
1,337....1933
1,854....1943
2,027....1939

Opponent/Season
1,578....1934
2,029....1960
2,848....1982

Game
14.... Vs. Detroit, Sept. 15, 1940
49.... At Philadelphia, Dec. 4, 1955
86.... Vs. Pittsburgh, Sept. 26, 1955
96.... At Carolina, Nov. 19, 1995
101.... Vs. Denver, Dec. 16, 1989

Both Teams/Game
30.... Cardinals 14 vs. Detroit 16, Sept. 15, 1940

TEAM RUSHING RECORDS

MOST YARDS RUSHING

Season
2,582....1979
2,560....1948
2,404....1975
2,356....1960

Opponent/Season
2,609....2000
2,428....1981
2,395....1978
2,378....1985

Game
330.....At New Orleans, Oct. 5, 1980
325.....Vs. Minnesota, Nov. 4, 1979
320.....At Green Bay, Oct. 10, 1948
319.....Vs. N.Y. Bulldogs, Oct. 30, 1949
308.....At N.Y. Giants, Nov. 13, 1949

Opponent/Game
332 ....At Cleveland, Oct. 12, 1958
309 ....At N.Y. Giants, Nov. 12, 1950
292 ....At Cincinnati, Dec. 3, 2000
272 ....At New Orleans, Sept. 4, 1983
270 ....Vs. Carolina, Nov. 1, 2009

Both Teams/Game
489 ....Cardinals 308 vs. N.Y. Giants 181, Oct. 30, 1949
480 ....Cardinals 148 vs. Cleveland 332, Nov. 12, 1958
465 ....Cardinals 216 at N.Y. Giants 249, Nov. 30, 1947

FEWEST YARDS RUSHING

Season
709 1943
835 1939
912 1940

Opponent/Season
995 1982
1,192 1966
1,212 1960

Game
–1....At N.Y. Giants, Oct. 18, 1953
13....Vs. San Francisco, Nov. 29, 2010
14....At Detroit, Sept. 15, 1940

Opponent/Game
–24....At Detroit, Oct. 13, 1946
*–18....Vs. Detroit, Nov. 11, 2007
–17....At Detroit, Sept. 30, 1946
–10....At Detroit, Sept. 15, 1940

***Modern NFL record**

HIGHEST AVERAGE

Season
4.87....1960
4.82....1948
4.73....1985
4.66....1970

MOST ATTEMPTS RUSHING

Season
580 1976
554 1978
531 1948
527 1956
525 1983

Opponent/Season
588 1979
579 2000
567 1979
560 1986

Game
70.....Vs. Green Bay, Dec. 5, 1948
69.....Vs. Green Bay, Nov. 6, 1936

Opponent/Game
60 .....At N.Y. Giants, Dec. 4, 1977
59 .....Vs. Buffalo, Nov. 27, 1975
56 .....Vs. Washington, Nov. 21, 1976
Vs. Green Bay, Oct. 20, 1963

Both Teams/Game
*108....Cardinals 70 vs. Green Bay 38, Dec. 5, 1948
101.....Cardinals 69 vs. Green Bay 32, Dec. 6, 1936

***NFL record**

FEWEST RUSHING ATTEMPTS

Season
307....1982
320....2010
322....1953
334....1945

Opponent/Season
256....1982
344....1960

Game
6.....At Minnesota, Nov. 26, 2006
Vs. Boston, Oct. 29, 1933
7.....Vs. Minnesota, Dec. 14, 2008
10.....At Philadelphia, Nov. 27, 2008
11.....At San Francisco, Nov. 20, 2011
Vs. San Francisco, Nov. 29, 2010
12.....Vs. Indianapolis, Sept. 27, 2009
At Tampa Bay, Nov. 4, 2007
At Minnesota, Dec. 1, 1996
At Carolina, Nov. 19, 1995
Vs. Denver, Dec. 16, 1989
Vs. Green Bay, Oct. 20, 1963

Opponent/Game
8.....Vs. Detroit, Nov. 11, 2007
Vs. Buffalo, Sept. 9, 1984
10.....At Indianapolis, Jan. 1, 2006
11.....At San Francisco, Nov. 20, 2011
At Seattle, Oct. 18, 2009
12.....At Chicago, Nov. 8, 2009
At San Francisco, Dec. 24, 2006
At St. Louis, Nov. 20, 2005
Vs. Atlanta, Dec. 18, 1983
13.....Vs. Minnesota, Oct. 2, 1994
At Philadelphia, Oct. 28, 1984

TEAM PASSING RECORDS

MOST NET YARDS PASSING

Season
4,674....2008
4,437....2005
4,262....1984
4,065....2007
4,016....2009
3,780....1988
3,688....1996

Opponent/Season
3,874....2002
3,739....2009
3,716....2007
3,696....2011
3,694....2006
3,654....2010
3,616....1980
3,598....2001

Game
507....At Washington, Nov. 10, 1996-OT
472....At Pittsburgh, Dec. 13, 1958
468....At Chicago, Dec. 11, 1949
456....Vs. San Francisco, Nov. 25, 2007-OT
448....Vs. Dallas, Nov. 15, 1998

Opponent/Game
468....At Chicago Bears , Dec. 11, 1949
429....Vs. Detroit, Nov. 18, 2001
427....At Minnesota, Nov. 7, 2010
422....At Green Bay, Dec. 21, 1969

Both Teams/Game
834....Cardinals 415 vs. Philadelphia 419, Dec. 16, 1962
757....Cardinals 328 vs. Detroit 429, Nov. 18, 2001
748....Cardinals 280 at Chicago Bears 468, Dec. 11, 1949
728....Cardinals 308 vs. Miami 428, Sept. 30, 1984
719....Cardinals 507 at Washington 212, Nov. 10, 1996-OT
Cardinals 374 vs. New Orleans 345, Nov. 2, 1969

FEWEST NET YARDS PASSING

Season
1,811....1960
1,940....1966
1,973....1961
2,038....1972
2,187....1968

Opponent/Season
625....1934
1,524....1956
1,603....1946

Game
–12....Vs. Washington, Dec. 21, 1980
0....At Detroit, Sept. 15, 1940
Vs. Philadelphia, Nov. 8, 1936
Vs. Detroit, Nov. 3, 1935
4....Vs. New Orleans, Oct. 11, 1987

Opponent/Game
–16....At Pittsburgh, Oct. 17, 1965
1....Vs. Philadelphia, Nov. 8, 1936
16....Vs. Dallas, Dec. 10, 1961
24....At N.Y. Giants, Dec. 10, 1978

Both Teams/Game
1....Cardinals 0 at Phila. 1, Nov. 8, 1936
40....Cardinals 9 at Atlanta 31, Dec. 9, 1973
77....Cardinals 29 vs. Pitt. 48, Nov. 27, 1966
96....Cardinals 54 vs. Cleve. 42, Nov. 27, 1957

MOST GROSS YARDS PASSING

Season
4,875....2008
4,723....2005
4,639....1984
4,228....2007
4,200....2009
4,191....1988
3,954....2011
3,953....1997

Opponent/Season
4,005....2002
4,000....2011
3,998....2009
3,958....2007
3,932....2006
3,881....2010
3,794....1989
3,752....1969

Game
522....At Washington, Nov. 10, 1996-OT
486....Vs. San Francisco, Nov. 25, 2007-OT
472....At N.Y. Jets, Sept. 28, 2008
468....At Washington, Dec. 16, 1984
465....Vs. Dallas, Nov. 15, 1998
457....At San Diego, Sept. 20, 1987

Opponent/Game
446....At Minnesota, Nov. 7, 2010
436....Vs. Detroit, Nov. 18, 2001
422....Vs. Carolina, Sept. 11, 2011
At Green Bay, Dec. 21, 1969

FEWEST GROSS YARDS PASSING

Season
1,576....1982
1,990....1960
2,259....1972
2,292....1966
2,389....1968

Opponent/Season
2,035....1982
2,358....1976
2,416....1970

Game
9....At Atlanta, Dec. 9, 1973
11....Vs New Orleans, Oct. 11, 1987
30....Vs. Dallas, Dec. 16, 1973
63....Vs. Pittsburgh, Nov. 27, 1966
68....Vs. Washington, Dec. 21, 1980

Opponent/Game
24....At N.Y. Giants, Dec. 10, 1978
49....Vs. Dallas, Dec. 10, 1961

MOST PASS ATTEMPTS

Season
670....2005
630....2008
613....1996
602....1997
594....2009
590....2007
566....1984

Opponent/Season
593....2009
578....2011
570....2007
556....2001
535....2002
533....2010, 2004
531....1989, 1980

Game
61....At San Diego, Sept. 20, 1987
59....At Washington, Nov. 10, 1996-OT
58....Vs. St. Louis, Sept. 29, 1996-OT
At Cleveland, Sept. 18, 1994
57....At N.Y. Jets, Sept. 28, 2008
At San Francisco, Oct. 10, 2004
At Green Bay, Jan. 2, 2000
56....At N.Y. Giants, Sept. 11, 2005
Vs. Dallas, Nov. 15, 1998

Opponent/Game
63....At Carolina, Dec. 30, 2001
Vs. Detroit, Nov. 18, 2001
55....Vs. Minnesota, Oct. 25, 1981
At St. Louis, Sept. 12, 2010
54....At L.A. Rams, Oct. 31, 1948
53....Vs. Seattle, Nov. 15, 2009
52....At Cincinnati, Nov. 18, 2007
At Pittsburgh, Dec. 13, 1958
51....At Baltimore, Oct. 30, 2011
At Philadelphia, Nov. 22, 1987

Both Teams/Game
96....Cardinals 41 at St. Louis 55, Sept. 12, 2010
95....Cardinals 33 vs. Detroit, 62, Nov. 18, 2001
Cardinals 59 at Wash. 36, Nov. 10, 1996-OT
94....Cardinals 42 at Pitt. 52, Dec. 13, 1958
92....Cardinals 51 at Minnesota 41, Nov. 26, 2006
91....Cardinals 38 vs. Seattle 53, Nov. 15, 2009
Cardinals 57 at N.Y. Jets 34, Sept. 28, 2008
Cardinals 34 at San Francisco 57, Oct. 10, 2004
Cardinals 57 at Green Bay 34, Jan. 2, 2000
90....Cardinals 43 vs. Atlanta 47, Nov. 9, 1980

FEWEST PASS ATTEMPTS

Season
127....1935
198....1940
219....1943

Opponent/Season
291....1982
301....1960
342....1976

Game
1....Vs. Detroit, Nov. 3, 1935
2....Vs. Detroit, Sept. 15, 1940
8....Vs. N.Y. Giants, Nov. 19, 1972
10....At Atlanta, Dec. 9, 1973
Vs. New Orleans, Oct. 11, 1987

Opponent/Game
3....Vs. Detroit, Nov. 3, 1935
4....Vs. Detroit, Sept. 15, 1940

Both Teams/Game
4....Cardinals 1 vs. Detroit 3, Nov. 3, 1935
6....Cardinals 2 vs. Detroit 4, Sept. 15, 1940
25....Cardinals 13 vs. Cleve. 12, Oct. 27, 1957

MOST PASS COMPLETIONS

Season
419....2005
418....2008
392....2009
356....2007
347....1984
336....1996
327....1995

Opponent/Season
361....2007
346....2009
340....2011
337....2001
335....2002
331....1996
324....2010
321....2006

Game
40....At N.Y. Jets, Sept. 28, 2008
37....Vs. St. Louis, Sept. 29, 1996-OT
At Washington, Dec. 16, 1984
36....At Carolina, Oct. 26, 2008
35....Vs. San Francisco, Nov. 25, 2007-OT
Vs. Atlanta, Dec. 23, 2007
At Green Bay, Jan. 2, 2000
At Washington, Nov. 10, 1996-OT
34....At Seattle, Oct. 18, 2009
At Seattle, Dec. 19, 1993 (OT)
33....Vs. Buffalo, Oct. 5, 2008
32....Vs. Indianapolis, Sept. 27, 2009
Vs. San Francisco, Oct. 2, 2005
At N.Y. Giants, Sept. 11, 2005
Vs. New Orleans, Dec. 20, 1998
At San Diego, Sept. 20, 1987

Opponent/Game
37....At Cincinnati, Nov. 18, 2007
36....At Minnesota, Nov. 7, 2010
At Carolina, Dec. 30, 2001
Vs. Detroit, Nov. 18, 2001
35....Vs. Houston, Oct. 11, 2009
33....At St. Louis, Nov. 20, 2005
At San Diego, Nov. 25, 2001
32....At St. Louis, Sept. 12, 2010
Vs. Detroit, Nov. 11, 2007
31....At. Baltimore, Oct. 30, 2011
At San Francisco, Oct. 18, 1987
Vs. Atlanta, Nov. 9, 1980
30....Vs. Minnesota, Dec. 6, 2009
At Washington, Nov. 22, 1998
Vs. N.Y. Giants, Dec. 13, 1987

Both Teams/Game
64....Cardinals 40 at N.Y. Jets 24, Sept. 28, 2008
63....Cardinals 35 vs. Atlanta 28, Dec. 23, 2007-OT
61....Cardinals 26 vs. Houston 35, Oct. 11, 2009
60....Cardinals 35 vs. San Francisco 25, Nov. 25, 2007
Cardinals 27 at St. Louis 33, Nov. 20, 2005
59....Cardinals 27 vs. Detroit 32, Nov. 11, 2007-OT
58....Cardinals 32 vs. N.Y. Giants 26, Nov. 23, 2008
Cardinals 31 at Minnesota 27, Nov. 26, 2006
57....Four times, last time Cardinals 19 at San Francisco 38, Oct. 10, 2004

FEWEST PASS COMPLETIONS

Season
34 1934
75 1940
85 1939
Opponent/Season
156....1960
169....1967
174....1982
176....1976
Game
0.....Vs. Detroit, Sept. 15, 1940
Vs. Detroit, Nov. 3, 1935
2.....At Atlanta, Nov. 9, 1973
3.....Vs. New Orleans, Oct. 11, 1987
Vs. Pittsburgh, Nov. 1, 1959
Opponent/Game
1.....Vs. Green Bay, Dec. 5, 1958
Vs. Detroit, Sept. 15, 1940
2.....At Green Bay, Nov. 24, 1946
Vs. Detroit, Nov. 3, 1935
3.....At N.Y. Giants, Dec. 4, 1977
Both Teams/Game
**1...Cardinals 0 vs. Detroit 1, Sept. 15, 1940
2....Cardinals 0 vs. Detroit 2, Nov. 3, 1935
8....Cardinals 6 at Green Bay 1, Dec. 5, 1948
10....Cardinals 2 at Atlanta 8, Dec. 9, 1973
****Ties NFL Record**

MOST QB SACKS ALLOWED

Season
78....1997
59....1983
56....1989
55.... 1995, 1984
54....2011
52....1966
Opponent/Season
65....1985
64....1961
60....1988
59.... 1986, 1983
Game
10..... Vs. Pittsburgh, Nov. 30, 1997
9 ..... At San Diego, Oct. 3, 2010
At Dallas, Nov. 9, 1997
At N.Y. Giants, Dec. 14, 1996
Vs. Washington, Dec. 21, 1980
At Chicago, Sept. 16, 1979
Opponent/Game
12..... At Baltimore, Oct. 26, 1980
11..... Vs. Atlanta, Nov. 24, 1968
Vs. Philadelphia, Dec. 18, 1983
10..... At Philadelphia, Dec. 7, 1986-OT
9 ..... At Washington, Oct. 4, 1964
At Philadelphia, Nov. 17, 1974

FEWEST QB SACKS ALLOWED

Season
8....1975
15....1977
16....1974
17....1976
19....1971

HIGHEST COMPLETION PCT.

Season
66.3....2008 (418-630)
66.0....2009 (392-594)
62.5....2005 (419–670)
61.3....1984 (347–566)
60.3....2007 (356-590)
59.4....1993 (310–522)
59.1....2006 (322–545)
Game (15 attempts)
84.4.....At Jacksonville, Sept. 20, 2009 (27-32)
82.4.....At N.Y. Jets, Nov. 23, 1975 (14–17)
81.8.....At Atlanta, Jan. 2, 1994 (27–33)
80.4.....At Wash., Dec. 16, 1984 (37–46)
79.1.....At Seattle, Oct. 18, 2009 (34-43)
78.6.....Vs. Buffalo, Oct. 5, 2008 (33-42)
78.1.....At Atlanta, Sept. 26, 2004 (25-32)
77.3 ..... At Tampa Bay, Oct. 16, 1983 (17–22)

TEAM INTERCEPTION RECORDS

MOST PASSES HAD INT.

Season
39....1943
33....1956, 1949
30....1999, 1989
29....1955
Opponent/Season
39....1943
35....1967
31....1956
Game
7.....At N.Y. Bulldogs, Nov. 13, 1949
6.....Vs. Philadelphia, Oct. 15, 1989
At Cleveland, Sept. 26, 1965
At Philadelphia, Oct. 21, 1956
Vs. Detroit, Sept. 30, 1946
Opponent/Game
8.....Vs. Philadelphia, Sept. 24, 1950
7.....At Chicago, Nov. 19, 1967
Vs. Chicago, Dec. 5, 1954
Vs. Detroit, Oct. 5, 1940
Both Teams/Game
11....Cardinals 8 vs. Phila. 3, Sept. 24, 1950

FEWEST PASSES HAD INT.

Season
6 1982
9 1993
10 ....1986, 1973
11 ....1996, 1972
Opponent/Season
6 1982
8 1974
10 ....2000, 2011
12 1948

MOST YARDS INTERCEPTION RETURNS

Season
551....2007
486....1949
459....1961
451....1956
Game
161....At Pittsburgh, Sept. 26, 1955
158....At Green Bay, Oct. 16, 1949
155....At Cincinnati, Nov. 18, 2007
134....Vs. St. Louis, Dec. 30, 2007
124....At Pittsburgh, Nov. 26, 1961

TEAM PENALTY RECORDS

MOST PENALTIES

Season
145....2005
137....2007
128....1994
124....2004
119....1995
Opponent/Season
139....2004
122....2011
118....2007
117....1995
114....1998
113....1997
Game
16..... Vs. Green Bay, Sept. 13, 1936
15..... Vs. Philadelphia, Oct. 10, 1976
Vs. Philadelphia, Nov. 2, 1958
14..... At Buffalo, Oct. 31, 2004
Vs. San Francisco, Nov. 6, 1988
Opponent/Game
15..... Vs. Philadelphia, Nov. 2, 1997
At Detroit, Sept. 17, 1995
14..... Vs. Tampa Bay, Oct. 20, 1996
At New Orleans, Sept. 4, 1983
Both Teams/Game
27.....Cardinals 12 vs. Phila. 15, Nov. 30, 1952
26 .....Cardinals 15 vs. Phila. 11, Oct. 10, 1976
24 .....Cardinals 12 vs. Dallas 12, Oct. 12, 2008
Cardinals 12 at Carolina 12, Nov. 21, 2004
Cardinals 11 at L.A. Rams 13, Nov. 14, 1954

FEWEST PENALTIES

Season
41 1941
44 1959
45 1943
Opponent/Season
53 1963
54 1982
Game
0.....At Baltimore, Oct. 12, 1964
1.....Many times, most recently at Philadelphia, Nov. 27, 2008
Opponent/Game
0 .... Five times, most recently at Dallas, Oct. 30, 2005
Both Teams/Game
1.....Cardinals 1 at N.Y. Giants 0, Oct. 19, 1958
2 .... Cardinals 1 at Pittsburgh 1, Oct. 17, 1965
Cardinals 2 vs. Dallas 0, Dec. 10, 1961
Cardinals 1 at Phila. 1, Oct. 9, 1960

MOST YARDS PENALIZED

Season
1,184 2005
1,128 2007
1,090 1994
1,004 2011
948 2004
941 1979
Opponent/Season
1,121 2004
981 1997
980 2001
969 2002
954 1998

Game
166.....Vs. Dallas, Oct. 9, 1977
150.....Vs. N.Y. Giants, Sept. 11, 1994
140.....At Chicago, Dec. 16, 1951
Vs. Baltimore, Oct. 2, 1950
Opponent/Game
168..... Vs. San Francisco, Oct. 24, 1971
Both Teams/Game
262.....Cardinals 105 vs. Philadelphia 157, Nov. 30, 1952
249.....Cardinals 136 vs. Seattle 113, Nov. 15, 2009
245.....Cardinals 140 vs. Balt. 105, Oct. 2, 1950

FEWEST YARDS PENALIZED

Season
238.....1939
331.....1940
389.....1943
389.....1945
Opponent/Season
424.....1982
500.....1960
Game
0.... At Baltimore, Oct. 12, 1964
2.... At Phiiladelphia, Nov. 27, 2008
5.... Sixteen times, most recently vs. Minnesota, Dec. 28, 2003
Opponent/Game
0.... Six times, most recently at Dallas, Oct. 30, 2005
Both Teams/Game
5 .... Cardinals 5 at N.Y. Giants 0, Oct. 19, 1958

TEAM PUNTING RECORDS

MOST PUNTS

Season
101.....1978
100.....1980
99.....2004
98.....1994
94.....2010, 1999
Opponent/Season
97.....2004
94.....1997
93.....1978
92.....2011
90.....1994, 1979
89.....1999, 1980
Game
16.....At Detroit, Sept. 15, 1940
Vs. Chicago, Nov. 30, 1933
Opponent/Game
14.....Vs. Cincinnati, Nov. 12, 1933
13.....At Detroit, Sept. 15, 1940
Vs. Chicago, Nov. 30, 1933
Both Teams/Game
29 Three times, most recently Cardinals 16 at Detroit 13, Sept. 15, 1940

FEWEST PUNTS

Season
44.....1960
50.....1946
Both Teams/Game
3.....Six times, most recently Cardinals 1 at N.Y. Jets 2, Sept. 28, 2008

HIGHEST AVERAGE

Season
47.0.....2009
45.0.....2011
44.7.....1991, 1960
44.7.....1961
44.6.....1959
Opponent/Season
47.9.....2010
45.5.....2008
45.2.....1991
44.9.....2009
44.8.....2006
44.4.....2011
44.2.....1960
44.1.....2005
43.9.....1998, 1997
Game (min. 4 punts)
54.7.....vs. San Francisco, Sept. 13, 2009
54.0.....vs. Seattle, Sept. 14, 2003
53.3.....At Pittsburgh, Oct. 13, 1957
53.2.....Vs. Atlanta, Oct. 20, 1991
Opponent/Game (min. 4 punts)
57.0.....At New Orleans, Dec. 14, 1997

TEAM PUNT RETURN RECORDS

MOST PUNT RETURNS

Season
64.....1962
63.....1964
61.....1958
58.....1983
Opponent/Season
64.....1980
59.....1978
56.....2004
56.....1974
Game
9.....Vs. Philadelphia, Dec. 24, 2005
Vs. Chicago, Nov. 29, 1959
8.....At Chicago, Sept. 3, 1978
Vs. New England, Nov. 2, 1975
Opponent/Game
9..... Vs. Tennessee, Oct. 23, 2005
Vs. Washington, Dec. 21, 1980
Both Teams/Game
14....Cardinals 9 vs. Philadelphia 5, Dec. 24, 2005
Cardinals 6 vs. N.Y. Giants 8, Dec. 15, 1974
Cardinals 7 vs. N.Y. Giants 7, Nov. 1, 1953
13....Four times, most recently Cardinals 4 vs. Tennessee 9, Oct. 23, 2005

MOST PUNT RETURN YARDS

Season
696.....2011
669.....1949
550.....1987
548.....1959
546.....1949
Opponent/Season
645.....1980
610.....2011
575.....1978
Game
164..... Vs. N.Y. Giants, Nov. 22, 1959
155..... Vs. Pittsburgh, Nov. 1, 1959
152..... At New England, Nov. 2, 1975
Opponent/Game
152..... Vs. Chicago, Oct. 16, 2006
128..... At Kansas City, Dec. 1, 2002; vs. Vs. St. Louis, Sept. 29, 1996-OT
119..... At Washington, Oct. 4, 1987
112..... Vs. Dallas, Oct. 13, 1974
Both Teams/Game
205..... Cardinals 164 vs. N.Y. Giants 41, Nov. 22, 1959
184..... Cardinals 95 at St. Louis 89, Nov. 27, 2011
181..... Cardinals 32 at N.Y. Giants 149, Oct. 14, 1951
172..... Cardinals 87 at Detroit 85, Oct. 5, 1986

HIGHEST PUNT RETURN AVG.

Season
19.1.....1948
18.2.....1949
Opponent/Season
14.4.....1951
13.8.....1946
13.6.....1987
Game (3 attempts)
47.7.... At N.O., Sept. 29, 1968 (3–143)
36.3.... Vs. T.B., Dec. 21, 1986 (4–145)
32.8.... Vs. N.Y. Giants, Nov. 22, 1959 (5–164)

TEAM KICKOFF RETURN RECORDS

MOST KICKOFF RETURNS

Season
86 2000
84 2010
83 1989
81 ..... 2002, 2003
78 1985
76 2005

Opponent/Season
85 1984
72 1975
69 2008
66 ..... 1983, 1976

Game
10.... At New England, Dec. 21, 2008
9.... At Philadelphia, Nov. 27, 2008
At Cleveland, Nov. 16, 2003
At Jacksonville, Dec. 10, 2000
8.... Vs. N.Y. Giants, Nov. 23, 2008
At N.Y. Jets, Sept. 28, 2008
At Atlanta, Oct. 1, 2006
At N.Y. Giants, Nov. 12, 1950
Vs. Detroit, Nov. 12, 1961

Opponent/Game
10.... Vs. Denver, Dec. 12, 2010
At N.Y. Giants, Oct. 17, 1948
8.... Six times, most recently vs. Buffalo, Sept. 9, 1984

Both Teams/Game
16.... Cardinals 6 at N.Y. Giants 10, Oct. 17, 1948
16.... Cardinals 8 at Cleveland 8, Sept. 20, 1964

MOST KICKOFF RETURN YARDS

Season
2,296 2000
2,084 2010
1,881 2003
1,797 2002
1,719 2005
1,696 1997

Opponent/Season
1,724 2008
1,700 2005
1,663 1964
1,623 1976
1,609 1975

Game
282..... Vs. Green Bay, Nov. 1, 1942
252..... At St. Louis, Sept. 28, 2003
249..... Vs. Philadelphia, Oct. 21, 1971
241..... At Green Bay, Dec. 21, 1969

Opponent/Game
272..... Vs. Denver, Dec. 12, 2010
253..... Vs. Philadelphia, Nov. 24, 1996
239..... At L.A. Rams, Nov. 14, 1976

Both Teams/Game
437..... Cardinals 184 vs. Philadelphia 253, Nov. 24, 1996
421..... Cardinals 196 vs. Washington 225, Sept. 23, 1973
412..... Cardinals 232 vs. N.Y. Giants 180, Nov. 23, 2008
405..... Cardinals 180 at Cleveland 225, Sept. 20, 1964
364..... Cardinals 190 at Houston 174, Oct. 20, 1974

HIGHEST KICKOFF RETURN AVERAGE

Season
26.7 2000
25.1 1958
25.1 1968
24.8 ..... 2010, 1957
24.5 1954

Game (3 attempts)
52.0..... Vs. Pitt., Oct. 31, 1954 (3–156)
43.3..... At Minnesota, Nov. 12, 2000 (4–173)
41.8..... At Tennessee, Nov. 29, 2009 (4-167)
40.3..... At Seattle, Sept. 15, 2002 (4–161)
At Phila., Sept. 19, 1965 (3–121)
37.2..... Vs. N.Y. Giants, Sept. 26, 1954 (6–223)

Opponent/Season
28.3 2005
26.4 1964
25.9 1972
25.5 2006
25.3 1957

TEAM FUMBLE RECORDS

MOST FUMBLES

Season
50 1983
48 1959
44 ..... 1976, 1946
43 1972

Opponent/Season
40 ..... 1986, 1979
39 1995
37 1991

Game
9 ..... At Washington, Oct. 25, 1976
8 ..... At Pittsburgh, Nov. 26, 1961
At N.Y. Giants. Nov. 17, 1961
At Cleveland, Nov. 27, 1938

Opponent/Game
8..... Vs. Seattle, Oct. 29, 1995-OT
7..... Vs. Pittsburgh, Sept. 16, 1979
At Pittsburgh, Dec. 1, 1968

Both Teams/Game
14..... Cardinals 8 at N.Y. Giants 6, Sept. 17, 1961
13..... Cardinals 9 at Wash. 4, Oct. 25, 1976
12..... Twice, most recently Cardinals 8 at Pittsburgh 4, Nov. 26, 1961

MOST FUMBLES LOST

Season
27 1983
24 1976
21 ..... 1978, 1966, 1962

Opponent/Season
24 ..... 1950, 1948
23 ..... 1995, 1960

Game
*8..... At Washington, Oct. 25, 1976
5..... At San Francisco, Dec. 14, 2009
4..... Many times, most recently at N.Y. Jets, Sept. 28, 2008
***NFL record**

Opponent/Game
5..... At Philadelphia, Sept. 8, 1991
At L.A. Rams, Sept. 1, 1991
At Detroit, Nov. 6, 1949
4..... Eight times, most recently at San Francisco, Sept. 7, 2008

FEWEST FUMBLES

Season
15 1965
17 1943
19 1941

Fewest Fumbles Lost
5 1943
7 1965
9 ..... 1974, 2011

TEAM MISCELLANEOUS RECORDS

MOST CONSECUTIVE

Victories
11 1948–49
10 1925

Season-Opening Victories
7 ..... 1974, 1922

Season-Opening Defeats
10 1943

Shutouts
5 1922–23
3 1970

HOME ATTENDANCE

Season
516,646 2007
512,775 2008
508,829 ..... +2006
505,143 2009
500,097 2010
497,330 1994
489,455 2011
472,937 ..... #1988
430,552 1998

#Inaugural season in Arizona
+First season at University of Phoenix Stadium

Game
103,367... Vs. San Francisco, Oct. 2, 2005*
73,025.... Vs. Dallas, Sept. 19, 1993
72,439.... Vs. Dallas, Nov. 22, 1992
72,394.... Vs. Dallas, Dec. 25, 1995
71,670.... Vs. San Diego, Dec . 27, 1998
71,233.... Vs. Chicago, Oct. 28, 1990
71,023.... Vs. Dallas, Oct. 23, 1994
70,993.... Vs. San Francisco, Sept. 27, 1999
70,763.... Vs. Dallas, Dec. 8, 1996
70,650.... Vs. Philadelphia, Jan 18, 2009 (NFC Championship Game)
70,060.... Vs. Dallas, Sept. 7, 1997
*** Mexico City, NFL Record**

CARDINALS IN THE PLAYOFFS

Date	Game	Opponent	Result
Dec. 28, 1947	NFL Championship	vs. Philadelphia	W, 28-21
Dec. 19, 1948	NFL Championship	at Philadelphia	L, 0-7
Dec. 21, 1974	NFL Divisional Game	at Minnesota	L, 14-30
Dec. 27, 1975	NFL Divisional Game	at L.A. Rams	L, 23-35
Jan. 8, 1983	1st Round Super Bowl Tournament*	at Green Bay	L, 16-41
Jan. 2, 1999	NFC Wild Card	at Dallas	W, 20-7
Jan. 10, 1999	NFC Divisional Game	at Minnesota	L, 21-41
Jan. 3, 2009	NFC Wild Card	vs. Atlanta	W, 30-24
Jan. 10, 2009	NFC Divisional Game	at Carolina	W, 33-13
Jan. 18, 2009	NFC Championship	vs. Philadelphia	W, 32-25
Feb. 1, 2009	Super Bowl XLIII	vs. Pittsburgh	L, 23-27
Jan. 10, 2010	NFC Wild Card	vs. Green Bay	W, 51-45 (OT)
Jan. 16, 2010	NFC Divisional Game	at New Orleans	L, 14-45

* As a result of the 1982 Players Strike that reduced the regular season to nine games, the NFL conducted a 16-team Super Bowl Tournament with the top eight teams from each conference

INDIVIDUAL POSTSEASON RECORDS

SCORING

Total Points

18 .... Larry Fitzgerald vs. Philadelphia, Jan. 18, 2009
Mario Bates at Minnesota, Jan. 10, 1999

15 .... Neil Rackers at Carolina, Jan. 10, 2009

12 .... Early Doucet vs. Green Bay, Jan. 10, 2010
Larry Fitzgerald vs. Green Bay, Jan. 10, 2010
Larry Fitzgerald vs. Pittsburgh, Feb. 1, 2009 (SB XLIII)
Elmer Angsman vs. Philadelphia, Dec. 28, 1947
Charley Trippi vs. Philadelphia, Dec. 28, 1947

Touchdowns

3 .... Larry Fitzgerald vs. Philadelphia, Jan. 18, 2009
Mario Bates at Minnesota, Jan. 10, 1999

2 .... Early Doucet vs. Green Bay, Jan. 10, 2010
Larry Fitzgerald vs. Green Bay, Jan. 10, 2010
Larry Fitzgerald vs. Pittsburgh, Feb. 1, 2009 (SB XLIII)
Elmer Angsman vs. Philadelphia, Dec. 28, 1947
Charley Trippi vs. Philadelphia, Dec. 28, 1947

Field Goals Made

4 ..... Neil Rackers at Carolina, Jan. 10, 2009

2 ..... Chris Jacke at Dallas, Jan. 2, 1999

Longest Field Goal

49 ..... Neil Rackers vs. Philadelphia, Jan. 18, 2009
Neil Rackers at Carolina, Jan. 10, 2009

46 ..... Chris Jacke at Dallas, Jan. 2, 1999

33 ..... Neil Rackers at Carolina, Jan. 10, 2009

30 ..... Neil Rackers at Carolina, Jan. 10, 2009

29 ..... Jim Bakken at L.A. Rams, Dec. 27, 1976

Field Goals Attempted

5 ..... Neil Rackers at Carolina, Jan. 10, 2009

4 ..... Neil O'Donoghue at Green Bay, Jan. 8, 1983 (18, 44, 44 blk., 45)

Extra Points Att./Made

6/6 .... Neil Rackers vs. Green Bay, Jan. 10, 2010

4/4 .... Neil Rackers vs. Atlanta, Jan. 3, 2009
Pat Harder vs. Philadelphia, Dec. 28, 1947

RUSHING

Rushing Yards

159.... Elmer Angsman vs. Philadelphia, Dec. 28, 1947 (10 att.)

95 ..... Adrian Murrell at Dallas, Jan. 2, 1999 (12 att.)

91 ..... Beanie Wells vs. Green Bay, Jan 10, 2010 (14 att.)

87 ..... Tim Hightower at New Orleans, Jan. 16, 2010 (6 att.)

84 ..... Charley Trippi vs. Philadelphia, Dec. 28, 1947 (11 att.)

Rushing Attempts

20 ..... Edgerrin James at Carolina, Jan. 10, 2009

17 ..... Tim Hightower at Carolina, Jan. 10, 2009

16 ..... Edgerrin James vs. Philadelphia, Jan. 18, 2009
Edgerrin James vs. Atlanta, Jan. 3, 2009

15 ..... Adrian Murrell at Minnesota, Jan. 10, 1999

14 ..... Beanie Wells vs. Green Bay, Jan. 10, 2010

12 ..... Adrian Murrell at Dallas, Jan. 2, 1999
Jim Otis at L.A. Rams, Dec. 27, 1975

Touchdowns Rushing

3 ..... Mario Bates at Minnesota, Jan. 10, 1999

2 ..... Elmer Angsman vs. Philadelphia, Dec. 28, 1947

Rushing Average (10 att. min.)

15.9... Elmer Angsman vs. Philadelphia, Dec. 28, 1947 (10 att.-159 yards)

7.9..... Adrian Murrell at Dallas, Jan. 2, 1999 (12 att.-95 yards)

7.6..... Charley Trippi vs. Philadelphia, Dec. 28, 1947 (11 att.-84 yards)

Longest Run

74 ..... Adrian Murrell at Dallas, Jan. 2, 1999

70t .... Tim Hightower at New Orleans, Jan. 16, 2010
Elmer Angsman vs. Philadelphia, Dec. 28, 1947

70 ..... Elmer Angsman vs. Philadelphia, Dec. 28, 1947

44t .... Charley Trippi vs. Philadelphia, Dec. 28, 1947

PASSING

Passing Yards

385.... Neil Lomax at Green Bay, Jan. 8, 1983 (32 comp.-51 att.)

379.... Kurt Warner vs. Green Bay, Jan. 10, 2010 (29 comp.-33 att.)

377... Kurt Warner vs. Pittsburgh, Feb. 1, 2009 (31 comp.-43 att.) (SB XLIII)

291... Jim Hart at L.A. Rams, Dec. 27, 1975 (22 comp.-41 att.)

Pass Attempts

51.... Neil Lomax at Green Bay, Jan. 8, 1983 (32 comp.-385 yards)

43.... Kurt Warner vs. Pittsburgh, Feb. 1, 2009 (SB XLIII)

41.... Jake Plummer at Minnesota, Jan. 10, 1999 (23 comp.-242 yards)
Jim Hart at L.A. Rams, Dec. 27, 1975 (22 comp.-291 yards)

Pass Completions

32.... Neil Lomax at Green Bay, Jan. 8, 1983 (51 att.-385 yards)

31.... Kurt Warner vs. Pittsburgh, Feb. 1, 2009 (SB XLIII) (43 att.-377 yards)

29.... Kurt Warner vs. Green Bay, Jan. 10, 2010 (33 att.-379 yards)

23.... Jake Plummer at Minnesota, Jan. 10, 1999 (41 att.-242 yards)

22.... Jim Hart at L.A. Rams, Dec. 27, 1975 (41 att.-291 yards)

Touchdown Passes

5.... Kurt Warner vs. Green Bay, Jan. 10, 2010

4.... Kurt Warner vs. Philadelphia, Jan. 18, 2009

3.... Kurt Warner vs. Pittsburgh, Feb. 1, 2009 (SB XLIII)

2.... Kurt Warner at Carolina, Jan. 10, 2009
Kurt Warner vs. Atlanta, Jan. 3, 2009
Jake Plummer at Dallas, Jan. 2, 1999
Neil Lomax at Green Bay, Jan. 8, 1983

Passes Had Intercepted

3.... Jim Hart at L.A. Rams, Dec. 27, 1975 (22 comp.-41 att.-291 yds.)

Completion Percentage

87.9.. Kurt Warner vs. Green Bay, Jan. 10, 2010 (29 comp.-33 att.-379 yards)

75.0.. Kurt Warner vs. Philadelphia, Jan. 18, 2009 (21 comp.-28 att.-279 yards)

72.1.. Kurt Warner vs. Pittsburgh, Feb. 1, 2009 (31 comp.-43 att.-377 yards) (SB XLIII)

Longest Completion

71t ... Kurt Warner to Anquan Boldin vs. Atlanta, Jan. 3, 2009

64t ... Kurt Warner to Larry Fitzgerald vs. Pittsburgh, Feb. 1, 2009 (SB XLIII)

62t ... Kurt Warner to Larry Fitzgerald vs. Philadelphia, Jan. 18, 2009

59.... Jake Plummer to Frank Sanders at Dallas, Jan. 2, 1999

42t ...Kurt Warner to Larry Fitzgerald vs. Atlanta, Jan. 3, 2009
41....Kurt Warner to Larry Fitzgerald at Carolina, Jan. 10, 2009
39....Jake Plummer to Adrian Murrell at Minnesota, Jan. 10, 1999
36....Neil Lomax to Stump Mitchell at Green Bay, Jan. 8, 1983

Most Times Sacked
5....Neil Lomax for 38 yards at Green Bay, Jan. 8, 1983

RECEIVING

Receptions
9... Larry Fitzgerald vs. Philadelphia, Jan. 18, 2009 (152 yards)
8... Early Doucet at New Orleans, Jan. 16, 2010 (68 yards)
Anquan Boldin vs. Pittsburgh, Feb. 1, 2009 (84 yards) (SB XLIII)
Larry Fitzergerald at Carolina, Jan. 10, 2009 (166 yards)
7... Steve Breaton vs. Green Bay, Jan. 10, 2010 (125 yards)
Larry Fitzgerald vs. Pittsburgh, Feb. 1 2009 (127 yards) (SB XLIII)
Roy Green at Green Bay, Jan. 8, 1983 (113 yards)
6... Larry Fitzgerald vs. Atlanta, Jan. 3, 2009 (101 yards)
Rob Moore at Minn., Jan. 10, 1999 (91 yards)
Larry Centers at Minn., Jan. 10, 1999 (45 yards)
Earl Thomas at Minn., Dec. 21, 1974 (64 yards)
Terry Metcalf at L.A. Rams, Dec. 27, 1975 (94 yards)

Receiving Yards
166.. Larry Fitzgerald at Carolina, Jan. 10, 2009 (8 rec.)
152.. Larry Fitzgerald vs. Philadelphia, Jan. 18, 2009 (9 rec.)
127.. Larry Fitzgerald vs. Pittsburgh, Feb. 1, 2009 (7 rec.) (SB XLIII)
125.. Steve Breaston vs, Green Bay, Jan. 10, 2010 (7 rec.)
113.. Roy Green at Green Bay, Jan. 8, 1983 (9 rec.)

Touchdowns Receiving
3... Larry Fitzgerald vs. Philadelphia, Jan. 18, 2009
2... Early Doucet vs. Green Bay, Jan. 10, 2010
Larry Fitzgerald vs. Green Bay, Jan. 10, 2010
Larry Fitzgerald vs. Pittsburgh, Feb. 1, 2009 (SB XLIII)

RUSHING-RECEIVING

Rushing-Receiving Yards
166.. Larry Fitzgerald at Carolina, Jan. 10, 2009 (166 receiving yards)
159.. Elmer Angsman vs. Philadelphia, Dec. 28, 1947 (159 rush)

COMBINATION YARDAGE

Combined Yardage
229... Terry Metcalf at L.A. Rams, Dec. 27, 1975 (27 rush-94 rec.-3 punt ret.-105 KO ret.)

PUNTING

Most Punts
8... Scott Player at Dallas, Jan. 2, 1999 (37.9 avg.)
Ray Mallouf vs. Philadelphia, Dec. 28, 1947
Ray Mallouf at Philadelphia, Dec. 19, 1948
7... Hal Roberts at Minnesota, Dec. 21, 1974 (36.4 avg.)

Punting Average
43.5.. Ben Graham at New Orleans, Jan. 16, 2010 (6 punts)
43.5.. Ben Graham at Carolina, Jan. 10, 2009 (4 punts)
42.7.. Jeff West at L.A. Rams, Dec. 27, 1975 (6 punts)
39.8.. Ben Graham vs. Atlanta, Jan. 3, 2009 (6 punts)
37.9.. Scott Player at Dallas, Jan. 2, 1999 (8 punts)
37.4.. Ray Mallouf at Philadelphia, Dec. 19, 1948 (8 punts)

INTERCEPTIONS

Most Interceptions
2... Aeneas Williams at Dallas, Jan. 2, 1999 (0 yards)
John Cochran at Philadelphia, Dec. 19, 1948 (20 yards)

Interception Return Yardage
47... Antrel Rolle at Carolina, Jan. 10, 2009 (1 int.)
Aeneas Williams at Minnesota, Jan. 10, 1999 (1 int.)
42... Tommy Bennett at Dallas, Jan. 2, 1999 (1 int.)
41... Garrard Ramsey vs. Philadelphia, Dec. 28, 1947 (1 int.)

Longest Interception Return
47 .... Antrel Rolle at Carolina, Jan. 10, 2009
Aeneas Williams at Minnesota, Jan. 10, 1999
42 .... Tommy Bennett at Dallas, Jan. 2, 1999
41 .... Garrard Ramsey vs. Philadelphia, Dec. 28, 1947
27 .... Aaron Francisco vs. Philadelphia, Jan. 18, 2009
23 .... Jim Burson vs. Green Bay (at Miami+), Jan. 3, 1965

PUNT RETURNS

Total Punt Returns
3 .... Steve Breaston at Carolina, Jan. 10, 2009 (15 yards)
Eric Metcalf at Dallas, Jan. 2, 1999 (11 yards)
Terry Metcalf at Minnesota, Dec. 21, 1974 (18 yards)

Punt Return Yardage
102 .. Charley Trippi vs. Philadelphia, Dec. 28, 1947 (2 returns)
37 .... John Cochran vs. Philadelphia, Dec. 28, 1947 (1 return)
36 .... Eric Metcalf at Minnesota, Jan. 10, 1999 (1 ret.)

Fair Catches
2 .... Eric Metcalf at Dallas, Jan. 2, 1999

Longest Punt Return
75t ... Charley Trippi vs. Philadelphia, Dec. 28, 1947
37 .... John Cochran vs. Philadelphia, Dec. 28, 1947
36 .... Eric Metcalf at Minnesota, Jan. 10, 1999

Punt Return Average
51.0.. Charley Trippi vs. Philadelphia, Dec. 28, 1947 (2 ret.-102 yards)
37.0.. John Cochran vs. Philadelphia, Dec. 28, 1947 (1 ret.-37 yards)
36.0 . Eric Metcalf at Minnesota, Jan. 10, 1999 (1 ret.-36 yards)

KICKOFF RETURNS

Total Kickoff Returns
5 .... LaRod Stephens-Howling at New Orleans, Jan. 16, 2010 (139 yards)
4 .... LaRod Stephens-Howling vs. Green Bay, Jan. 10, 2010 (85 yards)
J.J. Arrington vs. Pittsburgh, Feb. 1, 2009 (82 yards) (SB XLIII)
J.J. Arrington vs. Atlanta, Jan. 3, 2009 (74 yards)
3 .... Eight times, most recently by Eric Metcalf (66 yards) at Minnesota, Jan. 10, 1999

Kickoff Return Yardage
139... LaRod Stephens-Howling at New Orleans, Jan. 16, 2010 (5 returns)
105... Stump Mitchell at Green Bay, Jan. 8, 1983 (3 returns)
Terry Metcalf at L.A. Rams, Dec. 27, 1975 (3 returns)

Longest Kickoff Return
67 .... Terry Metcalf at L.A. Rams, Dec. 27, 1975
46 .... Boris Dimancheff vs. Philadelphia, Dec. 28, 1947

Kickoff Return Average
35.0.. Stump Mitchell at Green Bay, Jan. 8, 1983 (3 returns-105 yards)
Terry Metcalf at L.A. Rams, Dec. 27, 1975 (3 returns-105 yards)

TEAM POSTSEASON RECORDS

SCORING

Most Points Scored
51... Vs. Green Bay, Jan. 10, 2010 (OT)
33... At Carolina, Jan. 10, 2009
32... Vs. Philadelphia, Jan. 18, 2009
30... Vs. Atlanta, Jan. 3, 2009
28... Vs. Philadelphia, Dec. 28, 1947

Fewest Points Scored
0... At Philadelphia, Dec. 19, 1948
14... At Minnesota, Dec. 21, 1974
At New Orleans, Jan. 16, 2010

Opponent/Most Points Scored
45... At New Orleans, Jan. 16, 2010
Vs. Green Bay, Jan. 10, 2010 (OT)
41... At Minnesota, Jan. 10, 1999
At Green Bay, Jan. 8, 1983
35... At L.A. Rams, Dec. 27, 1975

Opponent/Fewest Points Scored
7... At Dallas, Jan. 2, 1999
At Philadelphia, Dec. 19, 1948

Most Decisive Win
33-13... At Carolina, Jan. 10, 2009
20-7... At Dallas, Jan. 2, 1999
32-25... Vs. Philadelphia, Jan. 18, 2009
28-21... Vs. Philadelphia, Dec. 28, 1947

Most Decisive Loss
45-14... At New Orleans, Jan. 16, 2010
41-16... At Green Bay, Jan. 8, 1983
41-21... At Minnesota, Jan. 10, 1999
30-14... At Minnesota, Dec. 21, 1974

Most Points Combined
*96 ... Vs. Green Bay 45, Arizona 51, Jan. 10, 2010 (OT)
62 ... At Minn. 41, Arizona 21, Jan. 10, 1999
59 ... At New Orleans 45, Arizona 14, Jan. 16, 2010
58 ... At L.A. Rams 35, St. Louis 23, Dec. 27, 1975
57 ... Vs. Philadelphia 25, Arizona 32, Jan. 18, 2009
57 ... At G.B. 41, St. Louis 16, Jan. 8, 1983
***NFL record**

FIRST DOWNS

Most First Downs
30..... Vs. Green Bay, Jan. 10, 2010 (OT)
27..... At Green Bay, Jan. 8, 1983
23..... Vs. Pittsburgh, Feb. 1, 2009 (SB XLIII)
At Minnesota, Jan. 10, 1999
22..... At L.A. Rams, Dec. 27, 1975

Opponent/Most First Downs
32..... Vs. Green Bay, Jan. 10, 2010 (OT)
27..... At New Orleans, Jan. 16, 2010
26..... At Minnesota, Jan. 10, 1999
At L.A. Rams, Dec. 27, 1975
22..... Vs. Philadelphia, Jan. 18, 2009
At Green Bay, Jan. 8, 1983
Vs. Philadelphia, Dec. 28, 1947

Most First Downs Rushing
8..... At Carolina, Jan. 10, 2009
At Green Bay, Jan. 8, 1983
7..... Vs. Green Bay, Jan. 10, 2010
At Minnesota, Jan. 10, 1999
Vs. Philadelphia, Dec. 28, 1947

Most First Downs Passing
21..... Vs. Green Bay, Jan. 10, 2010 (OT)
20..... Vs. Pittsburgh, Feb. 1, 2009 (SB XLIII)
18..... At Green Bay, Jan. 8, 1983
16..... At L.A. Rams, Dec. 27, 1975

Most First Downs By Penalty
5..... At Minnesota, Jan. 10, 1999
3..... At Carolina, Jan. 10, 2009

Opponent/Most First Downs Rushing
15..... At Philadelphia, Dec. 19, 1948
14..... At L.A. Rams, Dec. 27, 1975

Opponent/Most First Downs Passing
17..... Vs. Green Bay, Jan. 10, 2010 (OT)
16..... Vs. Philadelphia, Jan. 18, 2009
15..... At New Orleans, Jan. 16, 2010
14..... Vs. Atlanta, Jan. 3, 2009
13..... At Minnesota, Jan. 10, 1999
At Green Bay, Jan. 8, 1983
12..... Vs. Pittsburgh, Feb. 1, 2009 (SB XLIII)
At Dallas, Jan. 2, 1999
11..... At Carolina, Jan. 10, 2009
Vs. Philadelphia, Dec. 28, 1947

Opponent/Most First Downs By Penalty
6..... Vs. Green Bay, Jan. 10, 2010 (OT)
4..... Vs. Pittsburgh, Feb. 1, 2009 (SB XLIII)
Vs. Green Bay, Jan. 3, 1965
3..... At Dallas, Jan. 2, 1999
2..... At Green Bay, Jan. 8, 1983
At L.A. Rams, Dec. 27, 1975

TOTAL YARDS

Most Net Yards Gained
531..... Vs. Green Bay, Jan. 10, 2010
(156 rush-375 pass) (OT)
453..... At Green Bay, Jan. 8, 1983
(106 rush-347 pass)
407..... Vs. Pittsburgh, Feb. 1, 2009
(33 rush-374 pass) (SB XLIII)
369..... Vs. Philadelphia, Jan. 18, 2009
(102 rush-267 pass)
363..... At L.A. Rams, Dec. 27, 1975
(95 rush-268 pass)

Opponent/Most Net Yards Gained
493..... Vs. Green Bay, Jan. 10, 2010
(89 rush-404 pass) (OT)
454..... Vs. Philadelphia, Jan. 19, 2009
(97 rush-357 pass)
440..... At L.A. Rams, Dec. 27, 1975
(237 rush-203 pass)
418..... At New Orleans, Jan. 16, 2010
(171 rush-247 pass)

Both Teams/Game
1,024.. Vs. Green Bay (493), Arizona (531),
Jan. 10, 2010 (OT)
823..... Vs. Philadelphia (454), Arizona (369),
Jan. 18, 2009

RUSHING

Most Rushing Attempts
43..... At Carolina, Jan. 10, 2009
39..... Vs. Philadelphia, Dec. 29, 1947
34..... At Philadelphia, Dec. 19, 1948
29..... Vs. Philadelphia, Jan. 18, 2009
At Dallas, Jan. 2, 1999

Opponent/Rushing Attempts
57..... At Philadelphia, Dec. 19, 1948
50..... At L.A. Rams, Dec. 27, 1975
42..... At Minnesota, Dec. 21, 1974
37..... Vs. Philadelphia, Dec. 28, 1947

Both Teams/Game
91..... At Philadelphia (57), Cardinals (34),
Dec. 19, 1948
76..... Vs. Philadelphia (37), Cardinals (39),
Dec. 29, 1947

Fewest Rushing Attempts
12..... Vs. Pittsburgh, Feb.1, 2009 (SB XLIII)
15..... At New Orleans, Jan. 16, 2010
23..... Vs. Green Bay, Jan. 10, 2010 (OT)
At Minnesota, Jan. 10, 1999
At Green Bay, Jan. 8, 1983

Opponent/Fewest Rushing Attempts
15..... At Carolina, Jan. 10, 2009
18..... Vs. Philadelphia, Jan. 18, 2009
20..... Vs. Green Bay, Jan. 10, 2010 (OT)
At Dallas, Jan. 2, 1999

Most Yards Rushing
282..... Vs. Philadelphia, Dec. 28, 1947
156..... Vs. Green Bay, Jan. 10, 2010 (OT)
145..... At Carolina, Jan. 10, 2009
133..... At Dallas, Jan. 2, 1999
106..... At Green Bay, Jan. 8, 1983

Opponent/Most Yards Rushing
237..... At L.A. Rams, Dec. 27, 1975
225..... At Philadelphia, Dec. 19, 1948
197..... At Minnesota, Dec. 21, 1974

Both Teams/Game
342..... Vs. Philadelphia (60), Cardinals (282),
Dec. 28, 1947
332..... At L.A. Rams (237), Cardinals (95),
Dec. 27, 1975
321..... At Philadelphia (225), Cardinals (96),
Dec. 19, 1948

Fewest Yards Rushing
33..... Vs. Pittsburgh, Feb. 1, 2009 (SB XLIII)
74..... At Minnesota, Jan. 10, 1999

Opponent/Fewest Yards Rushing
58..... Vs. Pittsburgh, Feb. 1, 2009 (SB XLIII)
60..... Vs. Atlanta, Jan. 3, 2009
Vs. Philadelphia, Dec. 28, 1947

PASSING

Most Net Yards Passing
375..... Vs. Green Bay, Jan. 10, 2010 (OT)
374..... Vs. Pittsburgh, Feb. 1, 2009 (SB XLIII)
347..... At Green Bay, Jan. 8, 1983
271..... Vs. Atlanta, Jan. 3, 2009
268..... At L.A. Rams, Dec. 27, 1975

Opponent/ Most Net Yards Passing
404..... Vs. Green Bay, Jan. 10, 2010 (OT)
357..... Vs. Philadelphia, Jan. 18, 2009
297..... Vs. Philadelphia, Dec. 28, 1947

Both Teams/Game
779..... Vs. Green Bay (404), Arizona (375),
Jan. 10, 2010 (OT)
624..... Vs. Philadelphia (357), Arizona (267),
Jan. 18, 2009

Fewest Net Yards Passing
35..... At Philadelphia, Dec. 19, 1948
54..... Vs. Philadelphia, Dec. 28, 1947

Opponent/ Fewest Yards Passing
7..... At Philadelphia, Dec. 19, 1948

Most Gross Yards Passing
385..... At Green Bay, Jan. 8, 1983
379..... Vs. Green Bay, Jan. 10, 2010 (OT)
377..... Vs. Pittsburgh, Feb. 1, 2009 (SB XLIII)
291..... At L.A. Rams, Dec. 27, 1975

Opponent/Gross Yards Passing
423..... Vs. Green Bay, Jan. 10, 2010 (OT)
375..... Vs. Philadelphia, Jan. 18, 2009
297..... Vs. Philadelphia, Dec. 28, 1947

Both Teams/Game
802..... Vs. Green Bay (423), Arizona (379),
Jan. 10, 2010 (OT)

Fewest Gross Yards Passing
35..... At Philadelphia, Dec. 19, 1948 (35 net)
54..... Vs. Philadelphia, Dec. 28, 1947 (54 net)

Opponent/Fewest Gross Passing Yards
7..... At Philadelphia, Dec. 19, 1948 (7 net)

Most Pass Attempts
51..... At Green Bay, Jan. 8, 1983 (32 comp.)
43..... Vs. Pittsburgh, Feb. 1, 2009 (31 comp.)
(SB XLIII)
41..... At Minnesota, Jan. 10, 1999 (23 comp.)

Opponent/Most Pass Attempts
49..... At Dallas, Jan. 2, 1999 (22 comp.)
47..... Vs. Philadelphia, Jan. 10, 2009 (28. comp.)
44..... Vs. Philadelphia, Dec. 28, 1947 (27 comp.)

Fewest Pass Attempts
11..... At Philadelphia, Dec. 19, 1948 (3 comp.)
14..... Vs. Philadelphia, Dec. 28, 1947 (3 comp.)

Opponent/Fewest Pass Attempts
12..... At Philadelphia, Dec. 19, 1948 (2 comp.)
23..... At L.A. Rams, Dec. 27, 1975 (12 comp.)
At Minnesota, Dec. 21, 1974 (13 comp.)

Most Pass Completions
32.....Vs. Pittsburgh, Feb. 1, 2009 (43 att.) (SB XLIII)
At Green Bay, Jan. 8, 1983 (51 att.)
29.....Vs. Green Bay, Jan. 10, 2010 (33 att.) (OT)
24.....At New Orleans, Jan. 16, 2010 (38 att.)
23.....At Minnesota, Jan. 10, 1999 (41 att.)
Opponent/Most Pass Completions
28.....Vs. Green Bay, Jan. 10, 2010 (42 att.) (OT)
Vs. Philadelphia, Jan. 18, 2009 (47 att.)
27.....Vs. Philadelphia, Dec. 28, 1947 (44 att.)
26.....Vs. Atlanta, Jan. 3, 2009 (40 att.)
Both Teams/Game
57.....Vs. Green Bay (28), Arizona (29), Jan. 10, 2010 (OT)
51.....At Green Bay (19), Cardinals (32), Jan. 8, 1983
Fewest Pass Completions
3.....At Philadelphia, Dec. 19, 1948 (11 att.)
Vs. Philadelphia, Dec. 28, 1947 (14 att.)
Opponent/Fewest Pass Completions
2.....At Philadelphia, Dec. 19, 1948 (12 att.)
12.....At L.A. Rams, Dec. 27, 1975 (23 att.)

SACKS

Most QB Sacks By Cardinals
5.....Vs. Green Bay, Jan. 10, 2010 (OT)
4.....At Dallas, Jan. 2, 1999
3.....Vs. Pittsburgh, Feb. 1, 2009 (SB XLIII)
Vs. Atlanta, Jan. 3, 2009
Most QB Sacks By Opponent
5.....At Green Bay, Jan. 8, 1983

INTERCEPTIONS

Most Pass Int. By Cardinals
5 .... At Carolina, Jan. 10, 2009 (72 yards)
3 .... At Dallas, Jan. 2, 1999 (42 yards)
Vs. Philadelphia, Dec. 28, 1947 (45 yards)
Most Pass Int. By Opponent
3 .... At L.A. Rams, Dec. 27, 1975 (130 yards, 2 TD)
Vs. Philadelphia, Dec. 28, 1947 (11 yards)
Int. Return Yards By Cardinals
72 .... At Carolina, Jan. 10, 2009 (5 Int)
47 .... At Minnesota, Jan. 10, 1999 (1 Int)
45 .... Vs. Philadelphia, Dec. 28, 1947 (3 Int)
Int. Return Yards By Opponent
130 ... At L.A. Rams, Dec. 27, 1975 (3 Int, 2 TD)
100 ... Vs. Pittsburgh, Feb. 1, 2009 (1 Int, TD)
Opponent/Int. Return For TD
2 .... At L.A. Rams, Dec. 27, 1975
1 .... Vs. Pittsburgh, Feb. 1, 2009 (SB XLIII)

PENALTIES

Most Penalties
13 .... At Minnesota, Jan. 10, 1999
11 .... Vs. Pittsburgh, Feb. 1, 2009 (SB XLIII)
10 .... Vs. Philadelphia, Dec. 28, 1947
Opponent/Most Penalties
9 .... At Minnesota, Jan. 10, 1999
8 .... Vs. Green Bay, Jan. 10, 2010 (OT)
Fewest Penalties
1 .... At Minnesota, Dec. 21, 1974
3 .... At New Orleans, Jan. 16, 2010
Vs. Philadelphia, Jan. 18, 2009
Opponent/Fewest Penalties
3 .... At Philadelphia, Dec. 19, 1948
4 .... At Minnesota, Dec. 21, 1974
Most Yards Penalized
106.... Vs. Pittsburgh, Feb. 1, 2009 (SB XLIII)
97 .... Vs. Philadelphia, Dec. 29, 1947
78 .... At Green Bay, Jan. 8, 1983
Opponent/Most Yards Penalized
76 .... Vs. Green Bay, Jan. 10, 2010 (OT)
64 .... Vs. Philadelphia, Jan. 18, 2009
56 .... Vs. Pittsburgh, Feb. 1, 2009 (SB XLIII)

FUMBLES

Most Fumbles
3 .... At New Orleans, Jan. 16, 2010 (lost 1)
Vs. Green Bay, Jan. 10, 2010 (lost 1) (OT)
At Green Bay, Jan. 8, 1983 (lost 2)
At L.A. Rams, Dec. 27, 1975 (lost 2)
At Philadelphia, Dec. 19, 1948 (lost 2)
Opponent/Most Fumbles
5 .... At L.A. Rams, Dec. 27, 1975 (lost 3)
Most Fumbles Lost
2 .... At Green Bay, Jan. 8, 1983 (3 fumbles)
At L.A. Rams, Dec. 27, 1975 (2 fumbles)
At Philadelphia, Dec. 19, 1948 (3 fumbles)
Opponent/Most Fumbles Lost
3 .... At L.A. Rams, Dec. 27, 1975 (5 fumbles)
Fumbles Returned For TD
1 .... Vs. Green Bay, Jan. 10, 2010 (OT)
Vs. Atlanta, Jan. 3, 2009

PUNTING

Most Punts
10.....At Green Bay, Jan. 8, 1983
8.....At Dallas, Jan. 2, 1999
At Philadelphia, Dec. 19, 1948
Vs. Philadelphia, Dec. 29, 1947
Opponent/Most Punts
8.....Vs. Philadelphia, Dec. 28, 1947
6.....At Dallas, Jan. 2, 1999
Both Teams/Game
16.....Vs. Philadelphia (8), Cardinals (8), Dec. 28, 1947
Fewest Punts
1.....Vs. Green Bay, Jan. 10, 2010 (OT)
2.....At Minnesota, Jan. 10, 1999
4.....At Carolina, Jan. 10, 2009
Opponent/Fewest Punts
1.....Vs. Green Bay, Jan. 10, 2010 (OT)
Vs. Philadelphia, Jan. 18, 2009
3.....Vs. Pittsburgh, Feb. 1, 2009 (SB XLIII)
Both Teams/Game
2.....Vs. Green Bay (1), Arizona (1), Jan. 10, 2010 (OT)
Highest Average
43.5....At New Orleans, Jan. 16, 2010 (6 punts)
At Carolina, Jan. 10, 2009 (4 punts)
42.7....At L.A. Rams, Dec. 27, 1975 (6 punts)
Opponent/Highest Average
58.0....Vs. Philadelphia, Jan. 18, 2009 (1 punt)

PUNT RETURN

Most Punt Returns
4 .... Vs. Philadelphia, Dec. 28, 1947 (150 yards)
3 .... At Carolina, Jan. 10, 2009 (15 yards)
.... At Dallas, Jan. 2, 1999 (11 yards)
Opponent/Most Punt Returns
4 .... Vs. Philadelphia, Dec. 28, 1947 (10 yards)
3 .... At New Orleans, Jan. 16, 2010 (109 yards, TD)
Vs. Atlanta, Jan. 3, 2009 (31 yards)
At Dallas, Jan. 2, 1999 (52 yards)
Both Teams/Game
8 .... Vs. Philadelphia (4), Cardinals (4), Dec. 28, 1947
Most Punt Return Yards
150 ... Vs. Philadelphia, Dec. 28, 1947 (4 ret.)
36 .... At Minnesota, Jan. 10, 1999 (1 ret.)
Opponent/Most Punt Return Yards
109 ... At New Orleans, Jan. 16, 2010 (3 ret., TD)
52 .... At Dallas, Jan. 2, 1999 (3 ret.)

KICKOFF RETURNS

Most Kickoff Returns
7.....At L.A. Rams, Dec. 27, 1975
At Green Bay, Jan. 8, 1983
Opponent/Most Kickoff Returns
7.....At Carolina, Jan. 10, 2009
6.....Vs. Green Bay, Jan. 10, 2010 (OT)
Most Kickoff Return Yards
191.....At L.A. Rams, Dec. 27, 1975 (7 ret.)
178.....At Green Bay, Jan. 8, 1983 (7 ret.)
139.....At New Orleans, Jan. 16, 2010 (5 ret.)
Opponent/Most Kickoff Return Yards
155.....At Carolina, Jan. 10, 2009 (7 ret.)
125.....Vs. Green Bay, Jan. 10, 2010 (6 ret.) (OT)

HISTORY

FRANCHISE HISTORY

The Cardinals were founded in 1898 and in 1920 became a charter member of the National Football League, then known as the American Professional Football Association. The club holds the distinction of being the United States' oldest professional football franchise still in existence.

THE EARLY DAYS

The team boasts a colorful history. Fans have known the club as the Arizona Cardinals, Phoenix Cardinals, St. Louis Cardinals, Chicago Cardinals, Racine Cardinals, the Normals, and the Morgan Athletic Club.

The franchise began as a neighborhood group that gathered to play football in a predominantly Irish area of Chicago's South Side, playing under the name Morgan Athletic Club. The team later was acquired by Chris O'Brien, a painting and decorating contractor, and soon its playing site changed to nearby Normal Field, prompting the new name Normals.

In 1901, the team gained longstanding identification when O'Brien bought used jerseys from the nearby University of Chicago. The jerseys were faded maroon in color, prompting O'Brien to declare, "That's not maroon, it's Cardinal red!" The club's permanent nickname had been born.

Early owner Chris O'Brien organized the Cardinals for a third time following World War I.

The jersey color and the location of the field (61st and Racine) led to a new and obvious name, the Racine Cardinals.

In Chicago at the time, football competition was exclusively amateur, but opposition became increasingly hard to find, so in 1906, the team disbanded.

In 1913, O'Brien reorganized the Cardinals. By 1917 they were able to buy new uniforms and hire a coach, Marshall Smith. That year they lost only two games and were champions of the Chicago Football League.

The war in Europe and a flu epidemic in the United States forced the team to suspend operations again in 1918. Following Armistice Day that officially ended World War I in November of 1918, O'Brien organized the Cardinals for a third time. From that day forward, the Cardinals have been a permanent part of the professional football landscape in America.

The Cardinals and Chicago Bears are the only two of the 11 charter members of the NFL still in existence. The Bears were originally based in Decatur, IL and known as the Decatur Staleys (after their sponsor, the Staley Starch Company). The team moved to Chicago in 1921 and was known as the Chicago Staleys for a year before becoming the Chicago Bears in 1922.

The colorful history of the Cardinals, a charter member of the National Football League and the oldest continuously run professional football franchise in the nation, began humbly in 1898 as a neighborhood group that gathered to play football as the Morgan Athletic Club in Chicago's South Side.

POST WORLD WAR I

Shortly after the Cardinals joined the American Professional Football League in 1920 for the $100 franchise fee, O'Brien lured great halfback John "Paddy" Driscoll to the Cardinals for $3,000 a year, a sum considered outlandish at the time. But Driscoll was an authentic superstar, a superior runner, blocker, punter, and possibly the finest drop kicker in the history of football. He would coach the team from 1921–22.

One of Driscoll's young running backs was Ralph Horween, a former star at Harvard, who played under the assumed name of B. McMahon. A Cardinal from 1921–22, Horween scored two rushing touchdowns during his three-year career in the days of leather helmets without face masks, numberless sweater jerseys, and $40 paychecks.

In 1922, a team from Racine, Wisconsin joined the NFL, prompting the Cardinals to change their name to the Chicago Cardinals. The same year the Cardinals also moved into their new home in Comiskey Park, which they would share with baseball's White Sox for 37 years.

Under new Head Coach Norman Barry, the Cardinals outdistanced a field of 20 teams to win their first NFL championship in 1925 by virtue of the league's best record (the NFL did not begin postseason play until 1933).

A Chicago physician, Dr. David Jones, purchased the team in 1929. In his first year of ownership, he coaxed legendary running back Ernie Nevers out of retirement to become player-coach. Still in his prime, the 26-year-old Nevers scored an NFL-record 40 points on six touchdowns and four extra points in an historic 40–6 victory over the cross-town Chicago Bears on Thanksgiving Day, 1929.

After guiding the Cardinals to a 16–14–3 combined record in three seasons, the legendary Nevers retired as both coach and player in 1932.

Nevers' departure also marked the arrival of a new club owner. Charles W. Bidwill, Sr., a vice president of the Bears, purchased the Cardinals for Jones' asking price of $50,000. Bidwill divested himself of his Bears' holdings and in 1932, the franchise began a continuous period of family ownership that continues to this day.

The team sorely missed Nevers' magic on the field and the Cardinals endured difficult years in the 1930s and early '40s. World War II hit the team heavily. The Cardinals lost their top passer, receiver, and lineman—Johnny Clement, Billy Dewell, and Joe Kuharich, respectively—to military service. In 1944 as a war-time emergency measure, the Cardinals combined with the Pittsburgh Steelers to play as one team. It was called Card-Pitt. Co-coached by the Cardinals' Phil Handler and the Steelers' Walt Kiesling, a former Cardinal guard, the team split its home games between Comiskey Park and Forbes Field in Pittsburgh, failing to win an outing in 10 tries.

Success finally returned following the war. In 1945, the arrival of University of Missouri quarterback Paul Christman trumpeted the team's conversion to the "T" formation. Fullback Pat Harder and halfback Elmer Angsman were added in 1946.

Cardinal owner Charles W. Bidwill, Sr. is a member of the Pro Football Hall of Fame.

THE 1947 CHAMPIONSHIP TEAM

The 1947 Cardinals captured the Western Division title and took the NFL championship in a season that was bittersweet for the organization. Owner Charles Bidwill had been the club's leader since taking over as owner in 1933 and helped shepherd the NFL through "The Great Depression." However his death in April of '47, deprived him of witnessing the club's first NFL crown in 22 years.

Still, Bidwill earned credit for fitting the final crucial piece into place to complete the Cardinals' famed "Million-Dollar Backfield." It was his unprecedented signing of University of Georgia All-America running back Charley Trippi, for the then-unheard of sum of $100,000 that finally put the Cardinals over the top.

Several key Cardinals were already in place for the championship run. In 1945, the organi-

zation drafted Paul Christman, a talented passer from Missouri, before adding Wisconsin fullback Pat Harder, Elmer Angsman of Notre Dame, and end/defensive back Mal Kutner from Texas in '46. Another great end, Bill Dewell, had returned from military service for the '45 season. The staple of Conzelman's ensemble was a relic from the late '30s, versatile Marshall "Biggie" Goldberg, an intuitive defensive back who was the first real free safety in pro football and the "dean" of the "Million-Dollar Backfield." Also a running back, Goldberg had enjoyed many productive days offensively, too, but they were mostly behind him when Conzelman began his second reign as the Cards' head man in '46.

Chicago started quickly in 1947 by winning its first three outings, including a 31–7 trouncing of the hated cross-town rival Bears. In week four, the Cardinals headed to Los Angeles to face the Rams. There they incurred their first loss of the season, 27–7 and afterwards tragically lost rookie punter Jeff Burkett. He missed the game as well as the flight back to Chicago because of an emergency appendectomy. After several days recuperating, the United Airlines DC-6 taking him home crashed in Bryce Canyon, Utah, killing the young star who was the NFL's leading punter at the time of the tragedy.

Under that pall, the Cardinals climbed to 7–3 but were in the throes of a two-game losing streak heading to Philadelphia on December 7 for a critical game against the Eagles. Trailing 7–3 at the half, Chicago exploded for six second-half touchdowns, including two by Trippi, and held the powerful Steve Van Buren to just 44 yards rushing to grab a crucial 45–21 road win.

The victory deadlocked the Cards with the Bears, who stood as the only remaining obstacle between the Cardinals and their first Western Division crown. A showdown loomed for the regular season finale the following Sunday at hostile Wrigley Field on Chicago's North Side.

The biggest play of the game came on the first snap. Conzelman designed a pass play that would isolate Bears' linebacker Mike Holovak one-on-one with speedster Boris "Babe" Dimancheff. Because his wife was expecting, Dimancheff missed the entire week of practice and did not rejoin the team until the day before the game. Despite never running it in advance, the play worked to perfection as Dimancheff raced down the center of the field and caught Christman's perfect pass in stride for a TD. The Cardinals also intercepted four passes off legendary Bear quarterback Sid Luckman, converting two into touchdowns en route to a 30–21 win. The Western Division crown now in hand, the Cardinals prepared to play host to the league championship game a fortnight later (12/28/47) against Eastern Division powerhouse Philadelphia.

At a bitterly cold Comiskey Park, pre-kickoff controversy raged when it was discovered the Eagles attempted to get better gripping on the concrete-like playing surface by sharpening and filing their cleats. A succession of penalties opened the game, infuriating Philadelphia Head Coach Earle "Greasy" Neale. Meanwhile the Cardinals quietly had slipped into tennis shoes for the frigid affair.

The game was defined by Chicago's quick-openers, producing three long scoring runs from scrimmage—two 70-yarders by Angsman and a 44-yarder by Trippi. In the third quarter, Trippi

The 1947 Cardinals won the NFL Championship with a 10-3 overall record. They defeated the Philadelphia Eagles 28-21 at Chicago's Comiskey Park in the NFL's 15th title contest.



Marshall Goldberg sealed the 1947 championship game victory with a fourth quarter interception.

circled under a high Joe Muha punt, taking it on his own 25-yard line before racing 75 yards for a touchdown, getting hit three times along the way. Angsman's thrilling fourth-quarter duplication of his second-period 70-yard touchdown strike enabled him to break the NFL championship game record for rushing yards with 159. But Philadelphia fought evenly throughout with one-eyed quarterback Tommy Thompson setting two playoff records on 27-of-44 passing for 297 yards. The Cardinals' 28–21 victory, however, wasn't secured until Goldberg's late-game interception.

ON TO ST. LOUIS

Following her husband's passing in April of 1947, Violet Bidwill assumed control of the franchise for the next 15 years, a span that included a second consecutive Western Division championship and appearance in the 1948 NFL championship game, a 7–0 loss at Philadelphia, and the transfer of the team from Chicago to St. Louis in 1960.

Upon Mrs. Bidwill's death in January of 1962, team control moved to sons Charles W. Bidwill, Jr. and William V. Bidwill. In 1972, the latter and his family gained sole ownership with William becoming managing general partner. On July 1, 1976, incorporation of the company was accomplished with Bidwill continuing as chief executive officer.

After 14 years in the city, the Cardinals brought their first division title to St. Louis in 1974. The Big Red captured the NFC Eastern Division flag under Head Coach Don Coryell and advanced to the playoffs with a 10–4 regular season record. The Cardinals lost to the Minnesota Vikings, 30–14, in their first playoff appearance since 1948. Again in 1975, Coryell provided St. Louis a division crown but another playoff loss, this time to the Rams in Los Angeles, 35-23, ended the Cards' postseason dream in their first outing.

The Cardinals next appeared in the playoffs in 1982 when Head Coach Jim Hanifan's club lost a first-round game at Green Bay, 41–16. In 1984, an offensively explosive St. Louis team narrowly missed the playoffs—and the NFC Eastern Division title—with a 9–7 record. However, the Cardinals stumbled to a 5–11 mark in 1985, prompting Hanifan's dismissal and the hiring of long-time Dallas Cowboy assistant Gene Stallings as the team's new head coach.

ARIZONA

After 28 years in St. Louis, the Cardinals relocated to Arizona in the spring of 1988 and made Sun Devil Stadium on the campus of Arizona State University their new home.

Their first season in the Valley of the Sun began optimistically when the team raced to a 7–4 record and a share of the NFC Eastern Division lead. But untimely injuries struck and a five-game losing streak ensued to finish the year, dashing hopes of the club's first postseason berth since 1982.

The Cardinals' new home provided club single-game (67,139 vs. Dallas in the Arizona inaugural game) and single-season (472,937) attendance records (since broken) in the team's first autumn in Arizona. All the Cardinals' franchise attendance records have been established since moving to the desert. The record-setting inaugural season attendance total was eclipsed in 1994 when 497,330 fans, or 62,166 per game, spun the Sun Devil Stadium turnstiles. All of those attendance marks, however, have been eclipsed since the team moved into University of Phoenix Stadium.

On March 17, 1994, Bidwill announced his intention to change the name of the team to the Arizona Cardinals and it was adopted unanimously by vote of NFL owners the following week.

The 1995 season marked another milestone when the Cardinals served as host team for Super Bowl XXX at Sun Devil Stadium on January 28, 1996.

The 1998 Arizona squad ended the franchise's 15-year playoff drought. Under head coach Vince Tobin and led by former ASU quarterback Jake Plummer, the '98 Cardinals earned a Wild Card berth by winning their last three games in dramatic fashion and each by a field goal or less – a 20-17 overtime win at Philadelphia, a 19-17 home win vs. New Orleans, and a playoff-clinching 16-13 home win over San Diego. The final game ended

when Chris Jacke nailed a 52-yard field goal as time expired to win the game before a sold-out crowd at Sun Devil Stadium. The next week saw the team notch its first postseason victory since 1947 with a 20–7 win over the Cowboys at Texas Stadium. The thrilling ride ended with a 41-21 loss at Minnesota in the divisional playoffs the next week.

The 2000 season proved pivotal to the Cardinals' franchise. On Election Day, November 7, 2000, voters in Maricopa County passed Proposition 302, the Tourism and Sports Initiative, to help fund a new stadium for the Cardinals, Fiesta Bowl, and future Super Bowls, in addition to providing revenue for Cactus League spring training baseball, tourism, and youth recreation. The 454,785 "yes" votes spelled a plurality of 33,123 votes (51.89 percent).

The attention of the sports world and beyond turned to Arizona safety Pat Tillman in 2002 when he quietly and nobly walked away from a lucrative career in pro football to enlist in the Army. Moved to action by the events of 9/11, Tillman joined the elite Army Rangers and in April of 2004 was killed while serving in Afghanistan. His jersey number 40 became the fifth in team history to be retired.

In 2005, the Cardinals made NFL history by participating in the NFL's first-ever regular season game played outside the United States. On October 2nd, the Cards defeated the 49ers 31-14 before a record crowd of 103,467 in Mexico City's Estadio Azteca, the largest crowd ever to see an NFL regular season game.

The 2006 season marked the team's first at University of Phoenix Stadium, recognized by BusinessWeek as one of the 10 most impressive sports facilities in the world. Since then, the world-class venue has attracted record crowds for the franchise and has allowed the team to sell-out every game played in the venue. On February 3, 2008, the stadium hosted Super Bowl XLII between the New York Giants and the New England Patriots.

The 2008 Cardinals turned in perhaps the most memorable season in franchise history, one that ended with the team's first-ever Super Bowl appearance. Arizona qualified for the postseason by clinching its first division title since 1975 and first-ever NFC West crown with a perfect 6-0 divisional record. As the division champs, the Cardinals hosted their first playoff game since 1947 and defeated Atlanta 30-24 in the Wild Card round. Arizona then traveled to Carolina where they faced the heavily favored Panthers but came away with a stunning 33-13 victory. The Cards returned home the following week to host the Philadelphia Eagles in the NFC Championship game and won their first-ever NFC title by defeating the Eagles 32-25. The victory also secured a date with Pittsburgh in Super Bowl XLIII from Tampa. Before what was then the largest audience in US television history, the Cardinals fell to the Steelers 27-23. Down 20-7 entering the fourth quarter, Arizona made the biggest comeback in Super Bowl history, with a 64-yard TD pass from Kurt Warner to Larry Fitzgerald giving the Cards a 23-20 lead with under 3:00 remaining. Pittsburgh responded with a 78-yard drive that ended with Santonio Holmes' tip-toe TD reception and the game's deciding score in one of the most exciting Super Bowls ever played.

The Cardinals made their first-ever Super Bowl appearance when they met the Pittsburgh Steelers in Super Bowl XLIII.

ALL-TIME ALPHABETICAL ROSTER

A

Abdullah, Hamza (S), Washington State 2009–11
Acho, Sam (LB), Texas 2011–
Acker, Bill (DT), Texas 1980–81
Adams, Henry (C), Pittsburgh 1939
Adams, Michael (CB), Louisiana-Lafayette 2007–
Adams, Michael (CB), Arkansas State 1989
Agee, Sam (B), Vanderbilt 1938–39
Ahrens, Dave (LB), Wisconsin 1981–84
Albert, Sergio (K), U.S. International 1974
Albrecht, Art (T), Wisconsin 1943
Aldrich, Ki (C), Texas Christian ..... 1939–40, '43
Aldridge, Melvin (S), Murray State 1995
Alexander, Brent (DB), Tennessee State 1994–97
Alford, Mike (C), Auburn 1965
Allen, Carl (DB), Southern Mississippi 1977–82
Allen, Ed (E), Creighton 1928
Allen, Ian (T), Purdue 2005
Allen, Jeff (DB), Iowa State 1971
Allerman, Kurt (LB), Penn State ..... 1977–80, '82–84
Allison, Henry (T), San Diego State 1975–77
Allton, Joe (T), Oklahoma ..... 1942, '44
Alvord, Steve (DT), Washington 1987–88
Anderson, Charley (E), Louisiana Tech 1956
Anderson, Cliff (E), Indiana 1952–53
Anderson, Damien (RB), Northwestern 2002–05
Anderson, Derek (QB), Oregon State 2010
Anderson, Donny (RB), Texas Tech 1972–74
Anderson, Ed (E), Notre Dame 1922–25
Anderson, Ottis (RB), Miami (Fla.) 1979–86
Anderson, Ronnie (WR), Allegheny College (Pa.) 1998
Anderson, Stevie (WR), Grambling State 1995–96
Anderson, Tazwell (E), Georgia Tech 1961–64
Anderson, Warren (WR), West Virginia State 1978
Andros, Plato (G), Oklahoma 1947–50
Angle, Bob (B), Iowa State 1950
Angsman, Elmer (B), Notre Dame 1946–52
Apolskis, Ray (T), Marquette ..... 1941–42, '45–50
Arapostathis, Evan (P/K), Eastern Illinois 1986
Arms, Lloyd (G), Oklahoma A&M 1946–48
Arneson, Mark (LB), Arizona 1972–80
Arrington, J.J. (RB), California 2005–08
Arterburn, Elmer (B), Texas Tech 1954
Ashton, Josh (RB), Tulsa 1975
Atkins, Robert (DB), Grambling 1968–69
Atkinson, Jess (K), Maryland 1985
Auer, Howard (T), Michigan 1933
Audick, Dan (G), Hawaii ..... 1977, '83
Austin, Kent (QB), Mississippi 1986
Awalt, Robert (TE), San Diego State 1987–89
Ayanbadejo, Obafemi (FB), San Diego State 2004–06

B

Babartsky, Al (T), Fordham ..... 1938–39, '41–42
Badaczewski, John (G), Western Reserve 1948
Badger, Brad (T), Stanford 2007
Bagdon, Ed (G), Michigan State 1950–51
Bailey, Claron "Monk" (DB), Utah 1964–65
Bailey, Johnny (RB/KR), Texas A&I 1992–93
Bailey, Rodney (DE), Ohio State 2007
Baker, Al (DE), Colorado State 1983–86
Baker, Charles (LB), New Mexico 1980–87
Baker, Conway (T), Centenary ..... 1936–43, '45
Baker, Mel (WR), Texas Southern 1976
Baker, Roy (B), Southern California 1929–30
Baker, Tony (RB), East Carolina 1989
Bakken, Jim (K), Wisconsin 1962–78
Balasz, Frank (B), Iowa ..... 1941, '45
Banks, Jason (DE), Grambling 2009
Banks, Tom (C), Auburn 1971–80
Banks, Mike (TE), Iowa State 2002–03
Bankston, Michael (DL), Sam Houston State 1992–97
Banonis, Vince (C), Detroit ..... 1942, '46–50
Barber, Mike (WR), Marshall 1989
Barefield, John (LB), Texas A&I 1978–80
Barnes, Lawrence (RB), Tennessee State 1978
Barnes, Mike (DB), Texas–Arlington 1967–68
Barnes, Pete (LB), Southern 1973–75
Barni, Roy (B), San Francisco 1952–53
Barr, Mike (P), Rutgers 2007
Barrett, David (CB), Arkansas 2000–03
Barrie, Sebastian (DT), Liberty 1994
Barry, Norm (B), Notre Dame 1921
Barry, Paul (B), Tulsa 1954
Bartel, Richard (QB), Tarleton State 2010–
Bates, Mario (RB), Arizona State 1998–99
Bates, Theodore (LB), Oregon State 1960–62
Batiste, D'Anthony (T), Louisiana-Lafayette 2010–
Baty, Greg (TE), Stanford 1988
Bausch, Jim (B), Kansas 1933
Bavaro, David (LB), Syracuse 1990
Baxley, Rob (T), Iowa 1992–93
Baxter, Jarrod (FB), New Mexico 2005
Bayless, Martin (DB), Bowling Green 1984
Baynham, Craig (RB), Georgia Tech 1972
Beach, Pat (TE), Washington 1993
Beal, Norm (DB), Missouri 1962
Beathard, Pete (QB), Southern California 1970–71
Beatty, Chuck (DB), North Texas State 1972
Beauchamp, Al (LB), Southern 1976
Becht, Anthony (TE), West Virginia 2009
Beckman, Tom (DE), Michigan 1972
Bedford, Vance (CB), Texas 1982
Beinor, Ed (E), Notre Dame 1940–41
Beisel, Monty (LB), Kansas State ..... 2006–08, '09
Belden, Charles (B), None 1929–31
Bell, Anthony (LB), Michigan State 1986–90
Bell, Bob (DE), Cincinnati 1974–78
Bell, Gordon (RB), Michigan 1978–79
Bell, Marcus (DT), Memphis 2001–03
Bell, Mark (WR), Colorado State 1981
Belton, Willie (RB), Maryland State 1973–74
Bennett, Charles (B), None 1933
Bennett, Tommy (S), UCLA 1996–2000
Bergen, Adam (TE) Lehigh 2005–06
Berger, Mitch (P), Colorado 2007
Bergerson, Gil (T), Oregon State 1933
Bergold, Scott (DT), Wisconsin 1985–86
Bernardi, Frank (B), Colorado 1955–57
Berquist, Jay (G), Nebraska 1927
Berry, Bertrand (DE), Notre Dame 2004–09
Berry, Gil (B), Illinois 1935
Bertagnolli, Libero (G), Washington (Mo.) ..... 1942, '45
Bessillieu, Don (S), Georgia Tech 1982
Beuerlein, Steve (QB), Notre Dame 1993–94
Bienemann, Troy (TE), Washington State 2007
Bienemann, Tom (E), Drake 1951–56
Bilbo, Jon (T), Mississippi 1938–39
Bird, Steve (WR), Eastern Kentucky 1983–84
Birdsong, Carl (P), Southwestern Oklahoma State 1981–85
Birlem, Keith (B), San Jose State 1939
Black, Tim (LB), Baylor 1977
Blackburn, Bill (C), Rice 1946–50
Blackstock, Darryl (LB), Virginia 2005–07
Blackwell, Hal (B), South Carolina 1945
Blair, Stanley (CB), Southeastern Oklahoma State 1990
Blake, Jeff (QB), East Carolina 2003
Blanchard, Cary (K), Oklahoma State 2000–01
Blazine, Tony (T), Illinois Wesleyan 1935–40
Bliss, Homer (G), Washington & Jefferson 1928
Blount, Eric (RB/KR), North Carolina 1992–93
Blumenthal, Morris (B), Northwestern 1925
Blumer, Herb (E), Missouri ..... 1925–30, '33
Bock, Wayne (T), Illinois 1957
Bogue, George (B), Stanford 1930
Bohlmann, Frank (G), Marquette 1942
Bohm, Ron (DT), Illinois 1987
Bojovic, Novo (K), Central Michigan 1985
Boldin, Anquan (WR), Florida State 2003–09
Bollinger, Brian (G), North Carolina 1994
Bonelli, Ernie (B), Pittsburgh 1945
Bonner, Sherdrick (QB), California State–Northridge 1999
Booth, Clarence (T), Southern Methodist 1943
Booty, John (DB), Texas Christian 1993
Borum, Jarvis (T), North Carolina State 2001–02
Boso, Cap (TE), Illinois 1986
Bostic, Joe (T), Clemson 1979–89
Boston, David (WR), Ohio State 1999–02
Bouie, Kevin (RB), Mississippi State 1997
Bova, Tony (E), St. Francis 1944
Bowers, Andy (DE), Utah 2001–02
Boyette, Garland (LB), Grambling State 1962–63
Boyd, Bill (B), Westminster (Mo.) 1930–31
Boyd, Shane (QB) Kentucky 2006
Boydston, Max (E), Oklahoma 1955–58
Braden, Dave (G), Marquette 1945
Bradford, Ronnie (CB), Colorado 1996
Bradley, Bill (DB), Texas 1977
Bradley, Dave (G), Penn State 1972
Bradley, Hal (E), Elon 1938–39
Bradley, Hal (G), Iowa 1928

Bradley, Melvin (LB), Arkansas 1999
Bradley, Stewart (LB), Nebraska 2011–
Braham, Rich (G/T), West Virginia 1994
Brahaney, Tom (C), Oklahoma 1973–81
Braidwood, Charles (E), Tennessee–Chattanooga 1932
Branch, Alan (DT), Michigan 2007–10
Braxton, David (LB), Wake Forest 1990–93
Breaston, Steve (WR/PR), Michigan 2007–10
Bredde, Bill (B), Oklahoma A&M 1954
Brennan, MIke (G), Notre Dame 1991
Brennan, Willis (T), None 1920–27
Brett, Ed (E), Washington State 1936
Brettschneider, Carl (LB), Iowa State 1956–59
Bridges, Jeremy (T), Southern Mississippi 2004–05, 09-
Brim, Michael (CB), Virginia Union 1988
Britton, Earl (B), Illinois 1929
Brock, Fred (WR), Southern Mississippi 1996–98
Bronson, John (TE/FB), Penn State 2005–2006
Brooks, Carlos (DB), Bowling Green 1995
Brooks, Ethan (T), Williams (Mass.) 2000
Brooks, Jonathan (LB), Clemson 1980
Brooks, Leo (DE), Texas 1973–76
Brosky, Al (B), Illinois 1954
Broughton, Nehemiah (FB), The Citadel 2010
Brown, Chadrick (DE), Mississippi 1993–95
Brown, Chuck (C/G), Houston 1979–80
Brown, Cody (LB), Connecticut 2009
Brown, Dave (QB), Duke 1998–2001
Brown, Derek (TE), Notre Dame 1999–00
Brown, Elton (G), Virginia 2005–08
Brown, Hardy (LB), Tulsa 1956
Brown, Ivory Lee (RB), Arkansas–Pine Bluff 1991–92
Brown, J.B. (DB), Maryland 1998
Brown, Lance (DB), Indiana 1995–96
Brown, Levi (T), Penn State 2007–
Brown, Lomas (T), Florida 1996–98
Brown, Milford (G), Florida State 2006
Brown, Ralph (CB), Nebraska 2007–09
Brown, Ray (T), Arkansas State 1986–88
Brown, Robert (TE), Alcorn A&M 1969–70
Brown, Rod (FB), North Carolina State 1997–98
Brown, Ron (WR) Colorado 1987
Brown, Rush (DT), Ball State 1980–83
Brown, Terry (DB), Oklahoma State 1969–70
Brown, Theotis (RB), UCLA 1979–81
Brubaker, Dick (E), Ohio State ..... 1955, '57
Bruckner, Les (B), Michigan State 1945
Brumm, Don (DE), Purdue ..... 1963–69, '72
Brunner, Scott (QB), Delaware 1985
Bryan, Jon (B), Chicago 1922
Bryant, Charlie (RB), Allen (S.C.) 1966–67
Bryant, Chuck (E), Ohio State 1962
Bryant, Wendell (DT), Wisconsin 2002–04
Buck, Mike (QB), Maine 1995
Buckeye, Garland (T), None 1920–24
Bucklin, Tom (B), Idaho 1927
Buczkowski, Bob (DT), Pittsburgh 1989
Bukant, Joe (B), Washington (Mo.) 1942–43
Bulger, Chet (T), Auburn ..... 1942–43, '45–49
Bulman, Tim (DT), Boston College 2005
Burch, John (RB), Tennessee–Martin 1989
Burke, Anthony (DT), Minnesota 1987
Burke, Thomas (DE), Wisconsin 1999–02
Burkett, Jeff (E), Louisiana State 1947
Burl, Alex (B), Colorado A&M 1956
Burnett, Ray (B), None 1938
Burnett, Victor (DE), Fresno State 1987
Burns, Leon (RB), California State–Long Beach 1972
Burnstein, Brent (DT), Arizona State 1997
Burson, Jim (DB), Auburn 1963–67
Burton, Ron (LB), North Carolina 1989
Bush, Steve (TE), Arizona State 2001–03
Busler, Ray (T), Marquette ..... 1940–41, '45
Busse, Ellis (B), Chicago 1929
Butler, Crezdon (CB), Clemson 2011–
Butler, Jim (RB), Edward Waters (Fla.) 1972
Butler, John (B), Tennessee 1944
Butler, Kevin (K), Georgia 1996–97
Butts, Ed (B), Chico State 1929
Butz, Dave (DE), Purdue 1973–74
Byrd, Dominique (TE), USC 2009

C

Cahill, Ron (B), Holy Cross 1943
Cain, Jim (E), Alabama 1949
Cain, J.V. (WR/TE), Colorado 1974–77
Caldwell, Mike (LB), Middle Tennessee State 1997
Camarillo, Rich (P), Washington 1989–93
Campana, Al (B), Youngstown State 1953
Campbell, Bill (G), Oklahoma 1945–49
Campbell, Calais (DE), Miami (FL) 2008–
Campbell, Mark (DT), Florida 1997
Cantor, Leo (B), UCLA 1945
Cantu, Rolando (G), ITESM Monterrey 2005–06
Carey, Joe (G), None 1920
Carlson, Hal (G), DePaul 1937
Carpenter, Chad (WR), Washington State 1997–99
Carpenter, Steve (DB), Western Illinois 1981
Carr, Jim (B), Morris Harvey ..... 1955, '57
Carr, Lydell (FB), Oklahoma 1989
Carrell, Duane (P), Florida State 1977
Carter, Carl (CB), Texas Tech 1986–89
Carter, David (DT), UCLA 2011–
Carter, Dyshod (CB), Kansas State 2004–05
Carter, Joe (E), Southern Methodist 1945
Carter, Pat (TE), Florida State 1996–97
Carter, Ross (G), Oregon 1936–39
Carter, Willie (B), Tennessee State 1953
Case, Stoney (QB), New Mexico 1995–98
Castille, Tim (FB), Alabama 2007–08
Cater, Greg (P), Tennessee–Chattanooga 1986–87
Caywood, Les (G), St. John's (N.Y.) 1931
Cecil, Chuck (FS), Arizona 1993
Celestin, Oliver (SS), Texas Southern 2007–08
Centers, Larry (RB), Stephen F. Austin 1990–98
Chamberlin, Guy (C), Nebraska 1927
Chandler, Al (TE), Oklahoma 1978–79
Chandler, Chris (QB), Washington 1991–93
Chapura, Dick (DT), Missouri 1990
Charpier, Len (B), Illinois 1921
Chappell, Leon (G), None 1920–21
Chavous, Corey (DB), Vanderbilt 1998–2001
Cheatham, Lloyd (QB), Auburn 1942
Cherry, Ed (B), Hardin–Simmons 1938–39
Chickillo, Nick (G), Miami (Fla.) 1953
Childress, Joe (RB), Auburn ..... 1960, '62–65
Childs, Jim (WR), California Poly–San Luis Obispo 1978–80
Chilton, Gene (C), Texas 1986–87
Chisick, Andy (C), Villanova 1940–41
Christenson, Marty (B), Minnesota 1940
Christman, Paul (QB), Missouri 1945–49
Christopherson, Ryan (FB), Wyoming 1996
Ciccone, Ben (C), Duquesne 1942
Clancy, Kendrick (DT), Mississippi 2006
Clancy, Sean (LB), Amherst 1979–80
Clark, Beryl (B), Oklahoma 1940
Clark, Bill (G), None 1920
Clark, Charles (G), Harvard 1924
Clark, Ernie (LB), Michigan State 1968
Clark, Gary (WR), James Madison 1993–94
Clark, Jessie (RB), Arkansas 1988–89
Clark, Jon (T), Temple 1998–00
Clark, Randy (C), Northern Illinois 1980–86
Clasby, Bob (DE), Notre Dame 1986–90
Clatt, Corwin (B), Notre Dame 1948–49
Claxton, Ben (C), Mississippi 2009–10
Claypool, Ralph (C), Purdue ..... 1925–26, '28
Clayton, Ralph (WR), Michigan 1981
Clement, Anthony (T), Southwestern Louisiana 1998–04
Clement, John (B), Southern Methodist 1941
Cobb, Tom (T), Arkansas 1931
Cobbins, Lyron (LB), Notre Dame 1997
Cochran, Antonio, (DE), Georgia 2005
Cochran, John (B), Wake Forest 1947–50
Coder, Ron (G), Penn State 1980–81
Cody, Mac (WR), Memphis 1999–00
Coffee, Jim (B), Louisiana State 1937–38
Colbert, Rondy (DB), Lamar 1977
Coleman, Ben (T/G), Wake Forest 1993–95
Coleman, Sidney (LB), Southern Mississippi 1991
Colhouer, Jake (G), Oklahoma A&M 1946–48
Colledge, Daryn (G), Boise State 2011–
Collier, Tim (CB), East Texas State 1980–81
Collins, George (C), Georgia 1978–82
Collins, Paul (B), Missouri 1945
Combs, Chris (TE), New Mexico 1980–81
Compton, Ogden (QB), Hardin–Simmons 1955
Conley, Steve (LB), Kansas 1972
Conoly, Bill (G), Texas 1946
Conrad, Bobby Joe (FL), Texas A&M 1960–68
Considine, Sean (S), Iowa 2011
Cook, Dave (B), Illinois 1934–36
Cook, Edward (G–T), Notre Dame 1960–65
Cook, Michael (T), Boston College 2001
Coomer, Joe (T), Stephen F. Austin 1947–49
Cooper, Chris (DE), Nebraska-Omaha 2006-07
Coppage, Al (E), Oklahoma 1940–42

Cosner, Don (B), Montana State 1939
Cotton, Barney (G), Nebraska 1980–82
Cousins, Jomo (DE), Florida A&M 1998
Cowan, Larry (RB), Jackson State 1987
Cowhig, Jerry (B), Notre Dame 1950
Crangle, John (B), Illinois 1923
Crass, Bill (B), Louisiana State 1937
Creighton, Milan (E), Arkansas 1931–37
Crenshaw, Willis (FB), Kansas State 1964–69
Criswell, Kirby (DE), Kansas 1980–81
Crittendon, John (E), Wayne State 1954
Croom, Larry (RB), Nevada–Las Vegas 2004
Cross, Bill (B), West Texas State 1951–53
Cross, Bob (T), Stephen F. Austin 1958–59
Crow, John David (RB), Texas A&M 1958–64
Crow, Lindon (DB), Southern California 1955–57
Crowder, Earl (B), Oklahoma 1939
Crum, Bob (DE), Arizona 1974
Crump, Dwayne (DB), Fresno State 1973–76
Cuff, Ward (B), Marquette 1946
Culpepper, Edward (G), Alabama 1958–60
Cunningham, Ed (C), Washington 1992–95
Cunningham, Eric (G), Penn State 1980
Cunningham, Rick (T), Texas A&M 1992–94
Cuozzo, Gary (QB), Virginia 1972
Cuppoletti, Bree (G), Oregon 1934–38
Curcillo, Tony (B), Ohio State 1953
Curran, Harry (B), Boston College 1920–21
Currie, Herschel (DB), Oregon State 1994
Currivan, Don (E), Boston College 1943
Curry, Clarence (CB), Villanova 2004
Curtis, Travis (FS), West Virginia 1987–88
Curzon, Harry (B), None 1928

D

Daanen, Jerry (WR), Miami (Fla.) 1968–70
Daddio, Bill (E), Pittsburgh 1941–42
Dafney, Bernard (G), Tennessee 1995
Dahms, Tom (T), San Diego State 1956
Daniels, Jerome (G), Northeastern 1997–99
Dansby, Karlos (LB), Auburn 2004–09
Darby, Matt (S), UCLA 1996–97
Dardar, Ramsey (DT), Louisiana State 1983–84
Darling, James (LB), Washington State 2003
Davey, Rohan (RB), Louisiana State 2005
Davidds–Garrido, Norberto (T), Southern California 2000
Davidson, Joe (G), Colgate 1928
Davis, Bill (T), Texas Tech 1940–41
Davis, Billy (DB), Clemson 1984
Davis, Cedric (CB), Tennessee State 1995
Davis, Charlie (DT), Texas Christian 1975–79
Davis, Dexter (DB), Clemson 1991–93
Davis, Greg (K), Citadel 1991–96
Davis, Jerry (B), Southeast Louisiana 1948–51
Davis, Leonard (T), Texas 2001-06
Davis, Paul (LB), North Carolina 1983
Davis, Ray "Hermit" (E), Birmingham–Southern 1935
Davis, Reuben (DE), North Carolina 1992–93
Davis, Ron (DE), Virginia State 1973
Davis, Russell (DT), North Carolina 2000–05
Davis, Wayne (LB), Alabama 1987–88
Davis, Will (LB), Illinois 2009–10
Dawson, Doug (G), Texas 1984–86
Dawson, Mike (DT), Arizona 1976–82
Day, Thomas (G), North Carolina A&T 1960
DeCorrevant, Bill (B), Northwestern 1947–48
DeGraffenreid, Allen (OL), Vanderbilt 1997–98
Delevan, Burt (T), Pacific 1955–56
Del Greco, Al (K), Auburn 1987–90
DeMarco, Bob (G/C), Dayton 1961–69
DesJardien, Paul (G), Chicago 1920
Deskin, Versil (E), Drake 1935–39
DeStefano, Fred (B), Northwestern 1924–25
Detwiler, Chuck (S), Utah State 1973
Devlin, Mike (C), Iowa 1996–99
Dewell, Bill (E), Southern Methodist ....1940–41, '45–49
Dexter, James (T), South Carolina 1996–99
Diamond, Lorenzo (TE), Auburn 2003–04
DiBernardo, Rick (LB), Notre Dame 1986
Dickson, Paul (DT), Baylor 1971
Diehl, Charles (G), Idaho 1930–31
Dierdorf, Dan (G/T), Michigan 1971–83
Dill, Scott (T), Memphis State 1988–89
Dimancheff, Babe (B), Purdue 1947–50
Dishman, Chris (G), Nebraska 1997–2003
Dittrich, John (G), Wisconsin 1956
Dobler, Conrad (G), Wyoming 1972–77
Dockett, Darnell (DT), Florida State 2004–
Donckers, Bill (QB), San Diego State 1976–77
Doolan, John (B), Georgetown 1947–48
Dorris, Andy (DE), New Mexico State 1973
Doucet, Early (WR), Louisiana State 2008–
Douds, Forrest (T), Washington & Jefferson 1932
Dougherty, Phil (C), Santa Clara 1938
Dove, Bob (E), Notre Dame 1948–53
Dowdell, Marcus (WR), Tennessee State 1995–96
Dowell, Gwyn (B), Texas Tech 1935–36
Dowling, Pat (E), DePaul 1929
Downs, Michael (FS), Rice 1989
Doyle, Ted (E), Nebraska 1944
Drake, Kevin (WR), Alabama–Birmingham 1998
Drake, Jerry (DT), Hastings (Neb.) 1995–00
Dray, Jim (TE), Stanford 2010–
Driscoll, John "Paddy" (B), Northwestern 1920–25
Driskill, Joseph (DB), Northeast Louisiana 1960–61
Druis, Al (B), Temple 1945–46
Duda, Mark (DT), Maryland 1983–87
Duerson, Dave (DB), Notre Dame 1991–93
Dugan, Len (C), Wichita 1937–39
Duggan, Gil (T), Oklahoma ....1942–43, '45
Duggins, George (E), Purdue 1934
Dukes, Jamie (C), Florida State 1995
Dulin, Gary (DE), Ohio State 1986–87
Dunbar, Karl (DE), Louisiana State 1994–95
Duncan, Clyde (WR), Tennessee 1984–85
Duncan, Tim (K), Oklahoma 2002–03
Duncum, Bobby (T), West Texas State 1968
Dunn, Joe (B), Marquette 1925–26
Dunstan, Elwyn (T), Portland 1938–39
Duren, Clarence (S), California 1973–76
Durko, John (E), Albright 1945
Dwyer, Nate (DT), Kansas 2002
Dye, Ernest (G), South Carolina 1993–96
Dykes, Keilen (DT), West Virginia 2009–10

E

Eason, Nick (DT), Clemson 2011–
Eason, Nijrell (DB), Arizona State 2002
Eaton, Tracey (S), Portland State 1990
Ebli, Ray (E), Notre Dame 1942
Echols, Fate (T), Northwestern 1962–63
Eckl, Bob (T), Wisconsin 1945
Edwards, Anthony (WR), New Mexico Highlands 1991–98
Edwards, Cid (RB), Tennessee State 1968–71
Edwards, Eric (TE), Louisiana State 2004–05
Egan, Dick (E), Wilmington 1920–23
Eggers, Doug (LB), South Dakota State 1958
Eikenberg, Charles (QB), Rice 1948
Eliopulos, Jim (LB), Wyoming 1983
Elkins, Fait (B), Marshall 1939
Ellington, Dante (T), Alabama 2005
Ellis, Walt (T), Detroit 1926–27
Ellstrom, Marv (B), Oklahoma 1936
Ellzey, Charles (C), Southern Mississippi 1960–61
Elwell, Jack (E), Purdue 1962
Emerson, Vernon (T), Minnesota–Duluth 1969–71
Engebretsen, Paul (G), Northwestern 1933
England, Eric (DE), Texas A&M 1994–96
Enich, Steve (G), Marquette 1945
Erickson, Hal (B), Washington & Jefferson 1925–28
Erickson, Mickey (C), Northwestern 1930–31
Esiason, Boomer (QB), Maryland 1996
Esser, Clarence (E), Wisconsin 1947
Etcheverry, Sam (QB), Denver 1961–62
Euhus, Tim (TE), Oregon State 2007
Evans, Dick (E), Iowa 1940–43
Evans, Earl (T), Harvard 1925
Evans, Scott (DL), Oklahoma 1991

F

Failing, Fred (G), Central Junior College (Kan.) 1930
Fain, Richard (DB), Florida 1991
Fanucci, Ledio (T), Fresno State 1954
Faneca, Alan (G), LSU 2010
Fann, Chad (TE), Florida A&M 1993–95
Farmer, Ted (RB), Oregon 1978
Farr, Miller (DB), Wichita State 1970–72
Fatafehi, Mario (DT), Kansas State 2001–02
Faulk, Trev (LB), Louisiana State 2002–03
Faulkner, Jeff (DE), Southern 1991–92
Faust, George (B), Minnesota 1939
Favron, Calvin (LB), Southeast Louisiana 1979–82
Feagles, Jeff (P), Miami (Fla.) 1994–97
Feely, Jay (K), Michigan 2010–
Ferrell, Earl (RB), East Tennessee State 1982–89
Ferri, Diamond (RB) Syracuse 2006

Ferry, Lou (T), Villanova....1951
Field, Amod (WR), Montclair State....1990–91
Field, Doak (LB), Baylor....1982
Field, Harry (T), Oregon State....1934–36
Fife, Ralph (G), Pittsburgh....1942, '45
Fina, John (T), Arizona....2002
Finn, Bernie (B), Holy Cross....1932
Finnie, Roger (T), Florida A&M....1973–78
Finnin, Tom (T), Detroit....1957
Fischer, Bill (T), Notre Dame....1949–53
Fischer, Pat (DB), Nebraska....1961–67
Fisher, Ev (B), Santa Clara....1938–39
Fisher, Levar (LB), North Carolina State....2002–04
Fisher, Mike (WR), Baylor....1981
Fiske, Max (B), DePaul....1937
Fitzgerald, Larry (WR), Pittsburgh....2004–
Fitzgibbon, Paul (B), Creighton....1928
Flagler, Terrence (RB), Clemson....1990–91
Flanagan, Latham (E), Carnegie Tech....1931
Fleming, Antonio (G), Georgia....1998
Flenniken, Max (B), Geneva....1930
Florence, Paul (E), Loyola (Ill.)....1920
Floyd, Eric (G), Auburn....1995
Floyd, John (WR), Northeast Louisiana....1981
Folston, James (LB), Northeast Louisiana....1999–2001
Folz, Art (B), Chicago....1923–25
Forney, Phil (LB), East Tennessee State....1987
Foster, Larry (WR), Louisiana State....2003
Foster, Ralph (T), Oklahoma A&M....1945–46
Fox, Chas (WR), Furman....1986
Francis, Gene (B), Chicago....1926
Francisco, Aaron (S), Brigham Young....2005–08
Franklin, George (RB), Texas A&I....1977–78
Fredrickson, Rob (LB), Michigan State....1999–02
Fritsch, Ernest (C), Detroit....1960
Fugler, Dick (T), Tulane....1954
Fuller, Frank (DT), Kentucky....1959–62
Fuller, Larry (B), None....1945
Furrer, Will (QB), Virginia Tech....1993

G

Gaines, Wendall (TE/DT), Oklahoma State....1994–95
Gainor, Charles (E), North Dakota....1939
Gallery, Jim (K), Minnesota....1987
Galloway, David (DT), Florida....1982–89
Gambrell, Billy (E), South Carolina....1963–67
Gandy, Mike (T), Notre Dame....2007–09
Garalczyk, Mark (DT), Western Michigan....1987–88
Garcia, Frank (G/C), Washington....2003
Garlich, Chris (LB), Missouri....1979
Garza, Sammy (QB), Texas–El Paso....1987
Gasparella, Joe (B), Notre Dame....1951
Gatewood, Curtis (LB), Vanderbilt....2010
Gautt, Prentice (RB), Oklahoma....1961–67
Gay, Bill (B), Notre Dame....1951–52
Gedney, Chris (TE), Syracuse....1997–98, '00
Gehrke, Fred (B), Utah....1950
Gelbaugh, Stan (QB), Maryland....1991
George, Steve (DT), Houston....1974
Geri, Joe (B), Georgia....1952
German, Jim (B), Centre....1940
Gersbach, Carl (LB), West Chester State....1976
Ghersanich, Vernon (G), Auburn....1943
Gibbons, Austin (C), DePaul....1929
Giblin, Robert (DB), Houston....1977
Gilbert, Freddie (DE), Georgia....1989
Gilchrist, George (T), Tennessee State....1953
Gill, Randy (LB), San Jose State....1978
Gillen, John (LB), Illinois....1981–82
Gillette, Walker (WR), Richmond....1972–73
Gilliam, John (WR), South Carolina State....1969–71
Gillies, Fred (T), Cornell....1920–28
Gillis, Don (C), Rice....1958–61
Gilmore, Bryan (WR), Midwestern (Tex.) State....2000–03
Glassgow, Willis (B), Iowa....1931
Glick, Frederick (DB), Colorado A&M....1960–61
Goble, Les (B), Alfred....1954–55
Goldberg, Marshall "Biggie" (B/DB), Pittsburgh....1939–40, '46–48
Goldman, Sam (E), Ohio State....1948
Goldsberry, John (T), Indiana....1949–50
Goode, Irv (G/C), Kentucky....1962–71
Goode, John (TE), Youngstown State....1984
Goodman, Aubrey (T), Chicago....1927
Goodman, Don (RB), Cincinnati....1987
Goodspeed, Mark (T), Nebraska....1980
Gordon, Bob (B), Tennessee....1958
Gordon, Lou (T), Illinois....1930–35
Gorin, Brandon (T), Purdue....2006
Goss, Jason (CB), Texas Christian....2003
Grace, Steve (C), Arizona....2002–03
Graham, Aaron (C), Nebraska....1996–99
Graham, Al (G), None....1932–33
Graham, Ben (P), Deakin (Australia)....2008–11
Graham, Kent (QB), Ohio State....1996–97
Gramatica, Bill (K), South Florida....2001–03
Granger, Charles (G/T), Southern....1961
Grant, Hugh (B), St. Mary's (Calif.)....1928
Gray, Cecil (G/T), North Carolina....1995
Gray, Earnest (WR), Memphis State....1985
Gray, Ken (G), Howard Payne....1958–69
Gray, Mel (WR), Missouri....1971–82
Gray, Oscar (FB), Arkansas....1995
Gray, Tim (DB), Texas A&M....1975
Graybill, Mike (T), Boston University....1990
Green, Eric (CB), Virginia Tech....2005–08
Green, Justin (FB), Montana....2009
Green, Marshay (CB), Mississippi....2011–
Green, Roy (DB/WR), Henderson State....1979–90
Greene, Doug (DB), Texas A&I....1978
Greene, Ed (E), Loyola (Ill.)....1926–27
Greene, Frank (B), Tulsa....1934
Greene, Ken (DB), Washington State....1978–82
Greer, Curtis (DE), Michigan....1980–88
Greisen, Chris (QB), Northwest Missouri State....1999–01
Griffin, Bob (C/G), Arkansas....1961
Griffin, Jeff (CB), Utah....1981–85
Griffith, Homer (B), Southern California....1934
Griffith, Robert (FS), San Diego State....2005–06
Grigas, John (B), Holy Cross....1943–44
Groom, Jerry (C), Notre Dame....1951–55
Grooms, Elois (DE), Tennessee Tech....1982–85
Grosvernor, George (B), Colorado....1936–37
Gruttadauria, Mike (C), Central Florida....2000–02
Guglielmi, Ralph (QB), Notre Dame....1961
Guidry, Kevin (CB), Louisiana State....1989
Guynes, Thomas (T), Michigan....1997–98

H

Haayer, Adam (G/T), Minnesota....2005
Hackbart, Dale (DB), Wisconsin....1971–72
Hadd, Gary (DT), Minnesota....1989
Hadnot, Rex (G), Houston....2010–11
Haggans, Clark (LB), Colorado State....2008–
Hairston, Carl (DT), Maryland–Eastern Shore....1990
Hall, John (B), Texas Christian....1940–41, '43
Hall, Ken (RB), Texas A&M....1959, '61
Hall, Max (QB), BYU....2010–11
Halloran, Shawn (QB), Boston College....1987
Halstrom, Bernie (B), Illinois....1920–21
Hambrick, Troy (RB), Savannah State....2004
Hamilton, Lawrence (WR), Stephen F. Austin....2004
Hammack, Malcolm (RB), Florida....1955, 57–66
Hammond, Gary (WR), Southern Methodist....1973–76
Handler, Phil (G), Texas Christian....1930–36
Hanke, Carl (E), Minnesota....1924
Hanlon, Bob (B), Loras....1948
Hansen, Cliff (B), Luther....1933
Hanson, Homer (G), Kansas State....1935–36
Harder, Pat (B), Wisconsin....1946–50
Hardy, Darryl (LB), Tennessee....1994–95
Hardy, Jim (B), Southern California....1949–51
Hardy, Terry (TE), Southern Mississippi....1998–2001
Hargrove, Jim (LB), Howard Payne....1971–72
Harmon, Ham (C), Tulsa....1937
Harrell, Willard (RB), Pacific....1978–84
Harrington, Perry (RB), Jackson State....1984–85
Harris, Bob (LB), Auburn....1983–85
Harris, Ike (WR), Iowa State....1975–77
Harris, Kenny (DB), North Carolina State....1997
Harris, Odie (DB), Sam Houston State....1992–94
Harris, Quentin (DB), Syracuse....2002–05
Harris, William (TE), Bishop....1987
Harrison, Reggie (RB), Cincinnati....1974
Hart, Jim (QB), Southern Illinois....1966–83
Hart, Lawrence (TE), Southern....2001
Hartle, Greg (LB), Newberry (S.C.)....1974–76
Hartong, George (G), Chicago....1924
Hartshorn, Larry (G), Kansas State....1955
Harvey, Frank (FB), Georgia....1994
Harvey, Ken (LB), California....1988–93
Hasselbeck, Tim (QB), Boston College....2007
Hatley, John (G), Sul Ross State....1954–55
Hauser, Art (G), Xavier....1959
Hayden, Leo (RB), Ohio State....1972–73
Hayes, Gerald (LB), Pittsburgh....2003–10
Hayes, Jarius (TE), North Alabama....1996, '98

Healy, Chip (LB), Vanderbilt....1969–70
Heap, Todd, (TE), Arizona State....2011–
Hearst, Garrison (RB), Georgia....1993–95
Heater, Don (RB), Montana Tech....1972
Heflin, Victor (DB), Delaware State....1983
Heidel, Jimmy (DB), Mississippi....1966
Henesey, Brian (RB), Bucknell....1994
Henke, Ed (DE), South Carolina....1961–63
Hennessey, Jerry (E), Santa Clara....1950–51
Henry, Steve (DB), Emporia State....1979–80
Heron, Fred (DT), San Jose State....1966–72
Hickman, Larry (B), Baylor....1959
Higgins Jim (G), Trinity Texas....1941
Higgins, Tom (T), North Carolina....1953
Higgs, Mark (RB), Kentucky....1994–95
Highsmith, Ali (LB), Louisiana State....2008–09
Hightower, Tim (RB), Richmond....2008–10
Hill, Don (B), Stanford....1929
Hill, Eric (LB), Louisiana State....1989–97
Hill, Irv (B), Trinity (Tex.)....1931–32
Hill, James (DB), Sam Houston State....1960–64
Hill, King (QB), Rice....1960–69
Hill, Randal (WR), Miami (Fla.)....1991–94
Hill, Renaldo (CB), Michigan State....2001–04
Hillebrand, Jerry (LB) Colorado....1967
Hinchman, Hub (B), Butler....1933–34
Hoage, Terry (S), Georgia....1994–96
Hobley, Liffort (DB), Louisiana State....1985
Hobson, Victor (LB), Michigan....2008
Hock, John (T), Santa Clara....1950
Hodel, Nathan (LS), Illinois....2001–08
Hodgins, James (FB), San Jose State....2003–05
Hoel, Bob (G), Pittsburgh....1937–38
Hoey, George (DB), Michigan....1971
Hoffman, John (DE), Hawaii....1972
Hogan, Tom (T), Detroit....1926
Hogeboom, Gary (QB), Central Michigan....1989
Hogland, Doug (G), Oregon State....1956–58
Hogue, Murrell (T), Centenary....1929
Holiday, Carlyle (WR), Notre Dame....2005-06
Holliday, Vonnie (DE), North Carolina....2011–
Holloway, David (LB), Maryland....2007
Holloway, Johnny (CB), Kansas....1987
Holloway, Randy (DE), Pittsburgh....1984
Holm, Bernie (B), Alabama....1932
Holman, Scott (WR), Oregon....1986
Holmer, Walt (B), Northwestern....1931–32
Holmes, Don (WR), Mesa College (Colo.)....1986–90
Holmes, Lester (G), Jackson State....1998–00
Holt, Terrence (FS), North Carolina State....2007
Hood, Roderick (CB), Auburn....2007–08
Hooks, Bryan (DT), Arizona State....1994
Horne, Greg (P), Arkansas....1987–88
Horstmann, Roy (B), Purdue....1934
Horween, Arnold (B), Harvard....1921–24
Horween, Ralph (B), Harvard....1921–23
Houghton, Jerry (T), Washington State....1951
Houser, John (G/T), Redlands....1963
Housler, Rob (TE), Florida Atlantic....2011–
Howard, Thomas (LB), Texas Tech....1984–85
Howard, Ty (CB), Ohio State....1997–98
Huff, Orlando (LB), Fresno State....2005-06
Huffman, Frank (G), Marshall....1939–41
Hughes, Bernie (C), Oregon....1934–36
Hughes, Van (DT), Southwest Texas State....1986
Hultz, George (DT), Southern Mississippi....1962
Hummel, Arnie (B), Lombard....1927
Humphrey, Buddy (QB), Baylor....1963–65
Hunley, Ricky (LB), Arizona....1988
Hunter, Darrell (CB), Miami (OH)....2006
Hunter, Monty (DB), Salem College....1983
Hunter, Patrick (CB), Nevada....1995
Hurlburt, John (G), Chicago....1924–25
Husmann, Ed (G), Nebraska....1953, '56–59
Hust, Al (E), Tennessee....1946
Hutchison, Chuck (G), Ohio State....1970–72
Hyatt, Freddie (WR), Auburn....1968–72
Hyche, Steve (LB), Livingston....1991–93

I

Illman, Ed (B), Montana....1928
Imhof, Martin (DE), San Diego State....1972
Irving, Terry (LB), McNeese State....1994–98
Isaacson, Ted (T), Washington....1934–35
Issa, Jabari (DE), Washington....2000–01
Ivy, Frank (Pop), (E), Oklahoma....1940–42, '45–47
Iwebema, Kenny (DE), Iowa....2008–10
Izo, George (QB), Notre Dame....1960

J

Jacke, Chris (K), Texas–El Paso....1998–99
Jackson, Arnold (WR), Louisville....2001–02
Jackson, Charley (B), Southern Methodist....1958
Jackson, Dexter (FS), Florida State....2003–04
Jackson, James (RB), Miami....2005
Jackson, John (WR), Southern California....1990–92
Jackson, Mark (CB), Abilene Christian....1987
Jackson, Roland (FB/LB), Rice....1962
Jacobs, Marv (T), None....1948
Jagielski, Harry (T), Indiana....1956
James, Edgerrin (RB), Miami (FL)....2006–08
Jankovich, Keever (E), Pacific....1953
Jarostchuk, Ilia (LB), N. Hampshire....1987–88, '89
Jax, Garth (LB), Florida State....1989–95
Jefferson, A.J. (CB), Fresno State....2010–
Jeffery, Tony (RB), Texas Christian....1988
Jenkins, MarTay (WR), Nebraska–Omaha....1999–02
Jennings, John (T), Ohio State....1950–57
Joe, Leon (LB), Maryland....2004
Johnson, Al (C), Wisconsin....2007–08
Johnson, Al (B), Kentucky....1939–41
Johnson, Bobby (DB), Texas....1985–86
Johnson, Brandon, (LB) Louisville....2006–07
Johnson, Bryant (WR), Penn State....2003–07
Johnson, Charles (DB), Grambling....1981
Johnson, Charley (QB), New Mexico State....1961–69
Johnson, Chuckie (DT), Auburn....1993
Johnson, Dirk (P), Northern Colorado....2008
Johnson, D.J. (DB), Kentucky....1996
Johnson, Dennis (DE), Kentucky....2002–03
Johnson, Eric (LB),Nebraska....2005
Johnson, Greggory (SS), Oklahoma State....1987
Johnson, Herman (G/T), Lousiana State....2009
Johnson, Jaymar (WR), Jackson State....2011–
Johnson, Jerome (FB), Nevada....2010
Johnson, Johnny (RB), San Jose State....1990–92
Johnson, LeShon (RB), Northern Illinois....1995–97
Johnson, Paris (DB), Miami (O.)....1999
Johnson, Rashad (S), Alabama....2009–
Johnson, Ray (B), Denver....1940
Johnson, Teyo (TE), Stanford....2005
Johnson, Troy (WR), Southern....1986–87
Johnston, Jim (B), Washington....1946
Jonassen, Eric (G), Bloomsburg (Pa.)....1996–97
Jones, Ben (B), Grove City....1927–28
Jones, Ernie (WR), Indiana....1988–92
Jones, Freddie (TE), North Carolina....2002–04
Jones, Greg (LB), Colorado....2002
Jones, Jock (LB), Virginia Tech....1991–93
Jones, Mike (DE), North Carolina State....1991–93
Jones, Onrea (WR), Hampton....2010
Jones, Steve (RB), Duke....1974–78
Jones, Thomas (RB), Virginia....2000–02
Jones, Tony (DB), Syracuse....1995
Jones, Tyrone (LB), Southern....1988
Jordan, Kevin (WR), UCLA....1996
Jordan, Tony, (RB), Kansas State....1988–89
Jorden, Tim (TE), Indiana....1989–91
Joyce, Don (T), Tulane....1951–53
Joyce, Matt (OL), Richmond....1996–00
Joyce, Terry (P), Missouri Southern....1976–77
Joyner, Seth (LB), Texas–El Paso....1994–96
Jue, Bhawoh (S), Penn State....2007
Junior, E.J. (LB), Alabama....1981–88
Junkin, Trey (TE/LS), Louisiana Tech....1996–2001

K

Karras, John (B), Illinois....1952
Karwales, John (E), Michigan....1947
Kasper, Kevin (WR), Iowa....2002–03
Kasperek, Dick (C), Iowa State....1966–68
Kassel, Charles (E), Illinois....1929–33
Kauahi, Kani (C), Hawaii....1989–91, '93
Kay, Bill (DB), Purdue....1984
Keane, Tom (B), West Virginia....1955
Kearney, Tim. (LB), Northern Michigan....1976–81
Kearns, Tom (T), Miami (Fla.)....1946
Keenan, Sean (QB), Williams (Mass.)....2000
Kehr, Rick (G), Carthage....1982
Keith, Brandon (T), Northern Iowa....2008–11
Keithley, Gary (QB), Texas–El Paso....1973–75
Kellogg, Bill (B), Syracuse....1926
Kellogg, Bob (B), Northeast Louisiana/Tulane....1940
Kellogg, Clarence (B) St. Mary's (Calif.)....1936
Kellum, Marv (LB), Wichita State....1977
Kendall, Pete (G), Boston College....2001–03
Kennard, Derek (G), Nevada–Reno....1986–90
Kenneally, George (G), St. Bonaventure....1930

Keseday, Bob (TE), Texas–El Paso 1987
Keys, Brady (DB), Colorado State 1966
Keys, Isaac (LB), Morehouse 2004–06
Kichefski, Walt (E), Miami (Fla.) 1944
Kiesling, Walt (G), St. Thomas (Minn.) 1929–33
Kiley, Roger (E), Notre Dame 1923
Killiher, Lyons (G), None 1928
Kindle, Greg (T), Tennessee State 1974–75
Kinek, George (B), Tulane 1954
King, Andy (B), West Virginia 1923–24
King, Emmett (B), None 1954
King, Jeff (TE), Virginia Tech 2011–
King, Kenny (DT), Alabama 2003–06
King, Shaun (QB), Tulane 2004
Kingery, Ellsworth (B), Tulane 1954
Kirk, Randy (LB), San Diego State ..... 1989, '94–95
Klimek, Tony (E), Illinois 1951–52
Klumb, John (E), Washington State 1939–40
Knafelc, Gary (E), Colorado 1954
Knight, Charles (C), Loyola (Ill.) 1920–21
Knight, Shawn (DT), Brigham Young 1989
Knight, Tom (CB), Iowa 1997–2001
Knolla, John (B), Creighton ..... 1942, '45
Knox, Kevin (WR), Florida State 1994
Kochel, Mike (G), Fordham 1939
Koegel, Warren (G), Penn State 1973
Koehler, Bob (G), Northwestern 1921–26
Koken, Mike (B), Notre Dame 1933
Kolb, Kevin (QB), Houston 2011–
Kolodziej, Ross (DT), Wisconsin ..... 2004–06, '07
Koman, William (LB), North Carolina 1959–67
Komar, Max (WR), Idaho 2010
Konovsky, Bob (G), Wisconsin 1956–58
Kortas, Ken (DT), Louisville 1964
Kreider, Dan (FB), New Hampshire 2009
Krejci, Joe (E), Peru State (Ind.) 1934
Krieg, Dave (QB), Milton 1995
Krueger, Rolf (DE), Texas A&M 1969–71
Kuharich, Joe (G), Notre Dame ..... 1940–41, '45
Kupp, Craig (QB), Pacific Lutheran 1991
Kutner, Mal (E), Texas 1946–50
Kuzman, John (T), Fordham 1941

L

LaBoy, Travis (DE/LB), Hawaii 2008
Lach, Steve (B), Duke 1942
Ladd, Jim (E), Bowling Green 1954
LaFleur, Greg (TE), Louisiana State 1981–85
LaHood, Mike (G), Wyoming 1970
Lainhart, Porter (B), Washington State 1933
Lamb, Rod (B), Lombard ..... 1926–27, '33
Lane, Dick "Night Train" (CB), Scottsbluff J.C. 1954–59
Lane, MacArthur (R), Utah State 1968–71
Lange, Bill (G), Dayton 1954–55
Lange, Jim (E), Montana State 1929
LaRosa, Paul (E), None 1920–21
Larson, Fred (C), Notre Dame 1929
Larson, Lou (B), None 1929
Larson, Paul (QB), California 1957
Lasker, Greg (FS), Arkansas 1988
Lassiter, Kwamie (DB), Kansas 1995–02
Latin, Jerry (RB), Northern Illinois 1975–78
Latourette, Chuck (DB/P), Rice ..... 1967–68, '70–71
Lauro, Lin (B), Pittsburgh 1951
Lawrence, Jim (B), Texas Christian 1936–39
Leach, Mike (LS), William & Mary 2009–
Leahy, Ryan (OL), Notre Dame 1997
Leasy, Wesley (LB), Mississippi State 1995–96
Leckey, Nick (C), Kansas State 2004–06
Ledbetter, Homer (B), Arkansas 1932–33
Lee, Bobby (E), Minnesota 1968
Lee, Charles (WR), Central Florida 2005
Lee, Jeff (WR), Nebraska 1980
Lee, John (K), UCLA 1986
Lee, Monte (LB), Texas 1961
Lee, Oudious (DT), Nebraska 1980
Leinart, Matt (QB), USC 2006–09
Leggett, Dave (B), Ohio State 1955
Lenon, Paris (LB), Richmond 2010–
Leonard, John (T), Indiana 1922–23
LeVeck, Jack (LB), Ohio 1973–74
Levy, Chuck (WR/RB/KR), Arizona 1994–95
Lewis, Bill (C), Nebraska 1990–92
Lewis, Charles (T), Iowa 1959
Lewis, Jonathan (DT), Virginia Tech 2006
Lewis, Woodley (B), Oregon 1956–59
Liebel, Frank (E), Norwich 1948
Lillard, Joe (B), Oregon State 1932–33
Lind, Al (C), Northwestern 1936
Lindow, Al (B), Washington (Mo.) 1945
Lindsey, Korey (CB), Southern Illinois 2011
Lipinski, Jim (T), Fairmont State 1950
Lipostad, Ed (G), Wake Forest 1952
Lisch, Rusty (QB), Notre Dame 1980–84
Little, David (TE), Middle Tennessee State 1990
Little, Steve (P/K), Arkansas 1978–80
Liwienski, Chris (G/T), Indiana 2006
Loepfe, Dick (T), Wisconsin 1948–49
Lofton, Steve (DB), Texas A&M 1991–93
Logan, Chuck (E), Northwestern ..... 1965, '67–68
Lokanc, Joe (G), Northwestern 1941
Lomack, Tony (WR), Florida 1991
Lomax, Neil (QB), Portland State 1981–89
Long, Dave (DE), Iowa 1966–68
Long, Lance (WR), Mississippi State 2009
Longo, Tom (DB), Notre Dame 1971
Lott, Thomas (RB), Oklahoma 1979
Love, Duval (G), UCLA 1995–96
Love, Randy (RB), Houston 1979–85
Loyd, Mike (QB), Missouri Southern State 1979–80
Lucas, Justin (DB), Abilene Christian 1999–2003
Lunceford, Dave (T), Baylor 1957
Lunz, Gerry (G), Marquette 1925–26
Lutui, Deuce (G), USC 2006–11
Lyles, Lester (FS), Virginia 1988
Lyman, Jeff (LB), Brigham Young 1972
Lynch, Lorenzo (DB), California State–Sacramento 1990–95
Lynch, Lynn (G), Illinois 1951
Lynch, Shawn (C), Duke 2005–06

M

MacDonald, Mark (G/C), Boston College 1988
Mack, Cedric (DB), Baylor 1983–90
Mack, Terrence (LB), Clemson 1987
Mackey, Kyle (QB), East Texas State 1984
Macklin, David (CB), Penn State 2004–06
Madden, Lloyd (B), Colorado Mines 1940
Maddock, Bob (G), Notre Dame ..... 1942, '46
Maddox, Mark (LB), Northern Michigan 1998–00
Maeda, Chet (B), Colorado A&M 1946
Magulick, George (B), St. Francis 1944
Mahoney, Ike (B), Creighton ..... 1925–28, '31
Makovicka, Joel (FB), Nebraska 1999–02
Mallouf, Ray (B), Southern Methodist ..... 1941, '46–48
Malloy, Les (B), Loyola (Ill.) 1931–33
Manges, Mark (QB), Maryland 1978
Manley, Dexter (DE), Oklahoma State 1990
Mann, Dave (B), Oregon State 1955–57
Maple, Howard (B), Oregon State 1930
Marchibroda, Ted (QB), Detroit 1957
Marcontell, Ed (G), Lamar 1967
Marelli, Ray (G), Notre Dame 1928
Markham, Dale (T), North Dakota 1981
Marotti, Lou (G), Toledo 1943–45
Marquardt, John (E), Illinois 1921
Marsh, Doug (TE), Michigan 1980–86
Marshall, Richard (CB), Fresno State 2011
Marshall, Wilber (LB), Florida 1994
Martin, Caleb (T), Louisiana Tech 1947
Martin, Glen (B), Southern Illinois 1932
Martin, John (B), Oklahoma 1941–44
Mason, Joel (E), Western Michigan 1939
Massey, Robert (DB), North Carolina Central 1991–93
Masters, Walt (QB), Pennsylvania 1943–44
Matson, Ollie (RB), San Francisco 1952–58
Maui'a, Reagan (FB), Hawaii 2010-11
Mauldin, Stan (T), Texas 1946–48
Maumalanga, Chris (DT), Kansas 1995–96
May, Bill (B), Louisiana State 1937–38
May, Chad (QB), Kansas State 1996
May, Mark (G/T), Pittsburgh 1992–93
Mayes, Adrian (SS), Louisiana State 2004–05
Mayes, Tony (FS), Kentucky 1987
Maynard, Don (WR), Texas–El Paso 1973
Mays, Stafford (DE), Washington 1980–86
McAddley, Jason (WR), Alabama 2002–03
McAdoo, Derrick (RB), Baylor 1987–88
McAfee, Fred (RB), Mississippi College 1994
McBride, Adrian (WR), Missouri 1987
McBride, Charles (B), Washington State 1936
McBride, Oscar (TE), Notre Dame 1995–96
McBride, Trumaine (CB), Mississippi 2010
McCants, Keith (DE), Alabama 1994–95
McCarthy, John (B), St. Francis 1944
McCleskey, J.J. (DB), Tennessee 1996–00
McCombs, Tony (LB), Eastern Kentucky 1997–98
McConkey, Phil (WR), Navy 1989
McCown, Josh (QB), Sam Houston State 2002–05
McCoy, LeRon (WR), Indiana (PA) 2005–06
McCoy, Tony (DT), Florida 2000

McCullough, Andy (WR), Tennessee....1998–99
McCullough, Hugh (B), Oklahoma....1940–41
McCusker, Jim (T), Pittsburgh....1958
McDaniel, Emmanuel (CB), East Carolina....2003
McDermott, Lloyd (T), Kentucky....1950–51
McDole, Roland (DE), Nebraska....1961
McDonald, Brandon (CB), Memphis....2010
McDonald, Devon (LB), Notre Dame....1996
McDonald, Mike (LB), Catawba....1976
McDonald, Tim (SS), Southern California....1987–92
McDonnell, Mickey (B), None....1925–30
McDonough, Coley (B), Dayton....1939, '44
McDowell, John (T), St. John's (Minn.)....1966
McElroy, Leeland (RB), Texas A&M....1996–97
McElwain, Bill (B), Northwestern....1924, '26
McFadden, Bryant (CB), Florida State....2009
McFarland, Jim (E), Nebraska....1970–74
McGee, Bob (T), Santa Clara....1938
McGee, Dell (CB), Auburn....1996–98
McGee, Michael (G), Duke....1960–62
McGill, Eddie (TE), Western Carolina....1982–84
McGill, Mike (LB), Notre Dame....1971–72
McGraw, Mike (LB), Wyoming....1976
McHan, Lamar (QB), Arkansas....1954–58
McInerney, Arnie (C), Notre Dame....1920–27
McInnis, Hugh (E), Southern Mississippi....1960–62
McIntyre, Jeff (LB), Arizona State....1980
McIvor, Rick (QB), Texas....1984–85
McKenzie, Reggie (LB), Tennessee....1989
McKinley, Dennis (FB), Mississippi State....1999–02
McKinnon, Ronald (LB), North Alabama....1996–04
McMahon, Byron (G), Cornell....1923
McMahon, Jim (QB), Brigham Young....1994
McMillan, Ernie (T), Illinois....1961–74
McNally, Frank (C), St. Mary's (Calif.)....1931–34
McNanie, Sean (DE), San Diego State....1988
McNulty, Paul (E), Notre Dame....1924–25
McPhee, Frank (E), Princeton....1955
McQuarters, Ed (DT), Oklahoma State....1965
McWilliams, Johnny (TE), Southern California....1996–99
Meggysey, Dave (LB), Syracuse....1963–69
Mehringer, Pete (T), Kansas....1934–36
Melinger, Steve (E), Kentucky....1961
Meinert, Dale (LB), Oklahoma State....1958–67
Melinkovich, M. (DE), Grays Harbor J.C. (Wash.)....1965–66
Memmelaar, Dale (G), Wyoming....1960–61
Mergen, Mike (T), San Francisco....1952
Merkovsky, Elmer (T), Pittsburgh....1944
Merritt, David (LB), North Carolina State....1993–95
Mertes, Bernard (B), Iowa....1945
Mestnik, Frank (RB), Marquette....1960–61
Metcalf, Eric (WR/KR), Texas....1998
Metcalf, Terry (RB), California State–Long Beach....1973–77
Method, Russ (B), None....1929
Mikulak, Mike (B), Oregon....1934–36
Miller, Jamir (LB), UCLA....1994–98
Miller, Milford (G), Chadron State....1936–37
Miller, Terry (LB), Illinois....1971–74
Milligan, Hanik (SS), Houston....2006
Mimbs, Robert (RB), Kansas....1988
Miniefield, Kevin (DB), Arizona State....1997
Mitchell, Lance (LB), Oklahoma....2005
Mitchell, Roland (CB), Texas Tech....1988–89
Mitchell, Stump (RB), Citadel....1981–89
Mitchell, Tywan (WR/TE), Minnesota State–Mankato....1999–01
Moe, Hal (B), Oregon State....1933
Mohardt, John (B), Notre Dame....1922–23
Monaco, Rob (C), Vanderbilt....1985
Monaco, Ron (LB), South Carolina....1986
Monahan, Regis (G), Ohio State....1939
Monfort, Avery (B), New Mexico....1941
Montgomery, Bill (B), Louisiana State....1946
Montgomery, Ralph (T), Centre....1923
Moody, Thomas (G), Florida....2002
Mooney, Jim (T), Georgetown....1935
Moore, Alton (DE), Auburn....2002
Moore, Bill (B), Loyola (La.)....1932
Moore, Brandon (T), Duke....1995
Moore, Derrick (RB), Northeastern State (Okla.)....1996–97
Moore, Langston (DT), South Carolina....2005–06
Moore, Ricky (FB), Alabama....1988
Moore, Rob (WR), Syracuse....1995–2001
Moore, Ronald (RB), Pittsburg State (Kan.)....1993–94, '97
Moran, Francis (B), Grinnell....1927
Morey, Sean (WR), Brown....2007–09
Morgan, Bob (T), Maryland....1954
Morgan, Don (DB), Nevada–Reno....2002
Morris, Mike (G), Northeast Missouri State....1987–88
Morris, Wayne (RB), Southern Methodist....1976–83
Morrow, Bob (G), Illinois Wesleyan....1941–43
Morrow, Harold (FB), Auburn....2005
Morrow, John (G), Kearney State....1937–38
Moses, J.J. (WR/KR), Iowa State....2005
Moses, Quentin (DE) Georgia....2007
Moss, Eddie (RB), Southeast Missouri State....1973–76
Moten, Mike (DT), Florida....1998–99
Moynihan, Tim (C), Notre Dame....1932–33
Muellner, Bill (E), DePaul....1937
Mullen, Tom (G), Southwest Missouri State....1978
Mullen, Verne (E), Illinois....1927
Mulleneaux, Lee (C), Arizona....1938
Mulligan, Wayne (C), Clemson....1969–73
Mumford, Tony (RB), Penn State....1985
Murphy, Bill (G), Washington (Mo.)....1940–41
Murphy, Jim (B), St. Thomas (Minn.)....1928
Murphy, Tom (B), Arkansas....1934
Murrell, Adrian (RB), West Virginia....1998–99
Murrell, Bill (TE), Winston–Salem....1979

N

Nagel, Ray (B), UCLA....1953
Nagel, Ross (T), St. Louis....1942
Nagler, Gern (E), Santa Clara....1953, '55–58
Navarre, John (QB), Michigan....2004–06
Neacy, Clem (E), Colgate....1928
Nedney, Joe (K), San Jose State....1997–99
Neill, Jim (B), Texas Tech....1939
Neils, Steve (LB), Minnesota....1974–80
Nelson, Lee (S), Florida State....1976–86
Nesbitt, Dick (B), Drake....1933
Nevers, Ernie (B), Stanford....1929–31
Neuman, Bob (E), Illinois Wesleyan....1934–36
Newhouse, Reggie (WR), Baylor....2003–05
Nichelini, Al (B), St. Mary's (Calif.)....1935–36
Nichols, Ham (G), Rice....1947–49
Nisbet, Dave (E), Washington....1933
Nix, John (DT), Southern Mississippi....2004
Nofsinger, Terry (QB), Utah....1965–66
Noga, Niko (LB), Hawaii....1984–88
Noga, Peter (LB), Hawaii....1987
Nolan, Dick (B), Maryland....1958
Nolan, Earl (T), Arizona....1937–38
Norman, Bob (C), None....1945
Norton, Jerry (DB), Southern Methodist....1959–61
Novacek, Jay (TE), Wyoming....1985–89
Novak, Nick (K), Maryland....2005
Nugent, Mike (K), Ohio State....2009
Nunn, Freddie Joe (DE), Mississippi....1985–93
Nussbaumer, Bob (B), Michigan....1949–50

O

Oates, Brad (T), Brigham Young....1976–77, '79–80
Obeck, Vic (G), Springfield....1945
Obiozor, Cyril (LB), Texas A&M....2010
O'Brian, Dave (G), Boston College....1966–67
O'Connor, Dan (G), Georgetown....1920–24
O'Donoghue, Neil (K), Auburn....1980–85
Ofahengaue, Tevita (TE), Brigham Young....2001
Ogden, Ray (FL), Alabama....1965–66
Ogle, Rick (LB), Colorado....1971
Oglesby, Cedric (K), South Carolina State....2001
Ohalete, Ifeanyi (FS), Southern California....2004
Okeafor, Chike (DE/LB), Purdue....2005–09
Okobi, Chukky (C), Purdue....2007
Okoniewski, Steve (DT), Washington....1976
Oldham, Chris (DB), Oregon....1991, '92, '93–94
Olerich, Dave (LB), San Francisco....1969–70
Oliver, Clancy (CB), San Diego State....1973
Oliver, Vince (QB), Indiana....1945
Olson, Carl (T), UCLA....1942
Olszewski, Johnny (B), California....1953–57
Osborne, Eldonta (LB), Louisiana Tech....1990
Osborne, Richard (TE), Texas A&M....1979
Otis, Jim (RB), Ohio State....1973–78
Ottis, Brad (DT), Wayne State (Neb.)....1996–2000
Owens, Don (DT), Southern Mississippi....1960–63
Owens, Luke (DT), Kent State....1958–65
Owens, Marv (WR), San Diego State....1973

P

Pace, Calvin (LB), Wake Forest....2003–07
Palepoi, Anton (DE), Nevada–Las Vegas....2005
Palmer, Scott (DT), Texas....1972
Pancieri, Don (QB), San Francisco....1952
Panelli, John (FB/LB), Notre Dame....1951–53
Panfil, Kenneth (T), Purdue....1960–62
Pangle, Hal (B), Oregon State....1935–38
Pappio, Joe (B), Haskell....1930
Pardonner, Earl (B), Purdue....1934–35
Paremore, Bob (RB), Florida A&M....1963–64

Parish, Don (LB), Stanford 1970–72
Parker, Buddy (B), Centenary....1937–43
Parker, Ezekiel (WR), Louisville 2002
Parker, Joe (E), Texas 1946–47
Parlavecchio, Chet (LB), Penn State 1983
Parris, Gary (TE), Florida State 1979–80
Parsons, Preston (QB), Northern Arizona 2002–03
Pasquale, Ron (G), Akron 1987
Pasquariello, Ralph (B), Villanova....1951–52
Pasquesi, Tony (T), Notre Dame 1955–57
Pate, Rupert (G), Wake Forest 1940
Patrick, Ben (TE), Delaware 2007–10
Patterson, Craig (DL), Brigham Young 1991
Patulski, Walt (DE), Notre Dame....1977
Paul, Don (DB/HB), Washington State 1950–53
Paul, Tito (DB), Ohio State....1995–97
Pearson, Bert (C), Kansas State....1935–36
Peat, Todd (G), Northern Illinois 1987–89
Pelfrey, Ray (E), Eastern Kentucky....1952
Perko, John (G), Minnesota....1944
Perrin, Benny (FS), Alabama....1982–85
Perry, Gerald (K), California 1960–62
Person, Ara (TE), Morgan State....1972
Peters, Forest (B), Illinois 1932
Peters, Scott (C), Arizona State 2008
Peters, Volney (T), Southern California....1952–53
Peterson, Ken (B), Gonzaga....1935
Peterson, Patrick (CB), Louisiana State 2011–
Peterson, Todd (K), Georgia 1994
Petrovich, George (T), Texas....1949–50
Phillips, Reggie (CB), Southern Methodist 1988
Phillips, Rod (RB), Jackson State 1979–80
Philpott, Dean (B), Fresno State 1958
Pierce, Don (C), Kansas....1943
Pisarkiewicz, Steve (QB), Missouri 1977–79
Pittman Charlie, (RB), Penn State....1970
Pittman, Danny (WR), Wyoming 1983–84
Pittman, Michael (RB), Fresno State....1998–2001
Plasman, Dick (E), Vanderbilt 1946–47
Player, Scott (P), Florida State....1998–06
Plummer, Jake (QB), Arizona State....1997–02
Plummer, Tony (DB), Pacific....1970
Plunkett, Art (T), Nevada–Las Vegas 1981–84
Pollard, Bob (DE), Weber State....1978–81
Polofsky, Gordon, (G), Tennessee....1952–54
Polsfoot, Fran (E), Washington State....1950–52
Poole, Jim (E), Mississippi 1945
Poole, Nathan (WR), Marshall ....2001, '02–04
Popa, Eli (B), Illinois 1952
Pope, Leonard (TE), Georgia....2006–08
Popovich, John (B), St. Vincent....1944
Popovich, Milt (B), Montana....1938–42
Porter, Joey (LB), Colorado State 2010–11
Potteiger, Earl (B), Ursinus 1921
Prentice, Travis (RB), Miami (O.)....2002
Preston, John (SS), Central State (Okla.) 1987
Price, Mitchell (DB), Tulane 1992
Procell, Jarrett (DE), Louisiana Tech....2001
Proehl, Ricky (WR), Wake Forest 1990–94
Provost, Ted (DB), Ohio State....1971
Psaltis, Jim (B), Southern California....1953, '55
Puki, Craig (LB), Tennessee....1982
Puplis, Andy (B), Notre Dame....1943
Purdin, Cal (B), Tulsa....1943
Putman, Earl (C), Arizona State 1957

R

Rabold, Michael (G), Indiana 1960
Rackers, Neil (K), Illinois 2003–09
Radecic, Keith (C), Penn State....1987
Radford, Bruce (DE), Grambling....1981
Ralph, Dan (DT), Oregon 1984–85
Ramey, Jim (DE), Kentucky 1979
Ramsey, Garrard (G), William & Mary 1946–51
Ramsey, Knox (G), William & Mary 1950–51
Ramsey, Ray (B), Bradley 1950–53
Ramson, Eason (TE), Washington State 1978
Randle, Sonny (WR), Virginia....1959–66
Randolph, Clare (C), Indiana....1930
Rankin, Walt (B), Texas Tech ....1941, '43, '45–47
Ransom, Derrick (DE), Cincinnati....2003
Ranspot, Keith (E), Southern Methodist 1940
Rashad, Ahmad (WR), Oregon 1972–73
Rattay, Tim (QB), Louisiana Tech....2007
Ravensburg, Bob (E), Indiana....1948–49
Reaves, Ken (S), Norfolk State 1974–77
Rector, Jamaica (WR), Northwest Missouri State....2007
Redmon, Anthony (G), Auburn 1994–97
Redmond, Thomas (DE), Vanderbilt 1960–65
Reed, Joe (B), Louisiana State....1937, '39
Reeves, Bryan (WR), Nevada....1994–95
Reeves, Walter (TE), Auburn....1989–93
Reuber, Alan (G), Texas A&M 2004–05
Reid, Lamont (CB), North Carolina State 2005
Rexer, Freeman (E), Tulane....1943, '45
Reynolds, Bill (B), Mississippi 1945
Reynolds, Bob (T), Bowling Green....1963–71, '73
Reynolds, John (C), Baylor 1937
Reynolds, Mack (QB), Louisiana State....1958–59
Rhea, Floyd (G), Oregon 1943
Rhinehart, Coby (DB), Southern Methodist 1999–03
Rhodes, Kerry (FS), Louisville 2010–
Ribble, Loran (G), Hardin–Simmons....1933
Rice, Simeon (DE), Illinois....1996–00
Richards, Perry (E), Detroit 1959–60
Richardson, C.J. (DB), Miami (Fla.) 1995
Richardson, John (DT), UCLA 1972–73
Ridgle, Elston (DE), Nevada–Reno....1990
Risk, Ed (B), Purdue 1932
Risvold, Ray (B), St. Edwards (Tex.)....1927–28
Rivers, Jamie (LB), Bowling Green 1968–73
Roach, John (QB), Southern Methodist....1956, '59–60
Roach, Rollin (B), Texas Christian 1927
Robb, Joe (DE), Texas Christian 1961–67
Robbins, John (B), Arkansas 1938–39
Robbins, James "Tootie" (T), East Carolina....1982–91
Roberts, Andre (WR), The Citadel....2010–
Roberts, Hal (P), Houston 1974
Robinson, Bryan (DT), Fresno State 2008–10
Robinson, Jack (T), Northeast Missouri State 1936–37
Robinson, Jeroy (LB), Texas A&M....1990
Robinson, Patrick (WR/KR), Tennessee State....1994
Robl, Hal (B), Wisconsin State–Oshkosh....1945
Robnett, Marshall (G), Texas A&M ....1943, '45
Rodgers-Cromartie, Dominique (CB), Tennessee State 2008–10
Rogers, Glynn (G), Texas Christian....1939
Rogers, Kendrick (T), Alabama A&M....2002–03
Rogge, George (E), Iowa 1931–33
Roland, Johnny (RB), Missouri....1966–72
Rolle, Antrel (CB/S), Miami....2005–09
Rolle, Butch (H–B/TE), Michigan State 1992–93
Romanik, Steve (G), Villanova 1953–54
Rooney, Bill (C), None 1929
Rooney, Cobb (E), None 1929–30
Root, Jim (QB), Miami (O.)....1953, '56
Rose, Gene (DB), Wisconsin....1929–32
Rosema, Rocky (LB), Michigan 1968–71
Rosenbach, Timm (QB), Washington State 1989–92
Ross, Oliver (T), Iowa State....2005–07
Ross, Pat (C), Boston College....2008
Roundtree, Raleigh (G/T), South Carolina State 2003
Rowe, Bob (DT), Western Michigan 1967–75
Roy, Frank (G), Utah 1966
Rozier, Bob (DE), California 1979
Rubio, Angel (DT), Southeast Missouri State 1999
Rucker, Keith (DT), Ohio Wesleyan....1992–93
Rucinski, Ed (E), Indiana....1943–46
Rudolph, Council (DE), Kentucky State....1973–75
Rue, Joshua (FB), Duquesne 2003–04
Ruether, Mike (C), Texas....1986–87
Rundquist, Elmer (T), Illinois....1922
Rushing, Marion (LB), Southern Illinois ....1959, '62–65
Russell, Doug (B), Kansas State 1934–39
Rutledge, Johnny (LB), Florida 1999–02
Ryan, Bill (T), Fordham....1924
Rydzewski, Frank (T), Notre Dame 1921

S

Sabados, Andy (G), Citadel....1939–40
Sacca, Tony (QB), Penn State 1992–93
Sachs, Len (E), Loyola (Ill.) ....1920–23, '25
Saddler, Rod (DT), Texas A&M 1987–91
Sagely, Floyd (E), Arkansas....1957
Sampson, DeMarco (WR), San Diego State 2011–
Samuels, Terry (TE), Kentucky....1994–95
Sanders, Frank (WR), Auburn....1995–02
Sanders, Lonnie (DB), Michigan State 1968–69
Sandifer, Dan (B), Louisiana State 1953
Sanford, Leo (C), Louisiana Tech....1951–57
Sanyika, Sékou (LB), California....2000–01
Sapp, Patrick (LB), Clemson....1998–99
Sarboe, Phil (B), Washington State 1934–36
Sargent, Broderick (RB), Baylor....1986–87
Sarringhaus, Paul (B), Ohio State 1946
Sauls, Mac (DB), Southwest Texas State 1968–69
Sauter, Cory (QB), Minnesota 1998
Scales, Hurles (DB), North Texas State....1974
Scanlon, John (B), DePaul....1921
Scardine, Carmen (B), None 1932
Schable, A.J. (FB), South Dakota....2006

Schillinger, Andy (WR), Miami (O.) 1988–89
Schleicher, Maury (LB), Penn State 1959
Schmiesing, Joe (DE), New Mexico State 1968–71
Schmidt, George (E), Lewis 1953
Schmitt, George (S), Delaware 1983
Schneidman, Herman (B), Iowa 1940
Schobel, Bo (DE), TCU 2007
Schofield, O'Brien (LB), Wisconsin 2010–
Schroeder, Jay (QB), UCLA 1994
Schubert, Eric (K), Pittsburgh 1986
Schultz, Eberle (G), Oregon State 1944
Schwall, Vic (B), Northwestern 1947–50
Schwartz, Don (DB), Washington State 1981
Schwartz, Elmer (B), Washington State 1932
Schwenk, Wilson (B), Washington (Mo.) 1942
Scobey, Josh (RB), Kansas State 2002–2004
Scott, Carlos (C), Texas–El Paso 1983–85
Scott, Ed (FS), Grambling 1987
Scott, Lance (C), Utah 1995–96
Scott, Yusuf (G), Arizona 1999–2001
Scotts, Colin (DT), Hawaii 1987–88
Seabron, Thomas (LB), Michigan 1980
Sears, Corey (DT), Mississippi State 1999–00
Sears, Jim (DB), Southern California ....1954, '57–58
Sebro, Bob (G), Colorado 1982
Seibold, Champ (T), Wisconsin 1942
Selby, Rob (G), Auburn 1995–97
Self, Clarence (B), Wisconsin 1949
Semes, Bernie (B), Duquesne 1944
Sendlein, Lyle (C), Texas 2007–
Seno, Frank (B), George Washington 1945–46
Sensibaugh, Mike (S), Ohio State 1972–77
Severson, Jeff (CB), Long Beach State 1976–77
Shaffer, Craig (LB), Indiana State 1982–84
Shanks, Simon (LB), Coahoma J.C. (Miss.) 1995
Sharpe, Luis (T), UCLA ....1982–84, '85–94
Shaw, Bob (E), Ohio State 1950
Shaw, Dennis (QB), San Diego State 1974–75
Shaw, Jesse (G), Southern California 1931
Shazor, Ernest (S), Michigan 2005
Shelby, Willie (RB), Alabama 1978
Shelley, Dex (B), Texas 1932
Shelton, L.J. (T), Eastern Michigan 1999–04
Shenefelt, Paul (T), Manchester 1934–35
Sherman, Anthony (FB), Connecticut 2011–
Shipp, Marcel (RB), Massachusetts 2001–07
Shirk, John (E), Oklahoma 1940
Shivers, Roy (RB), Utah State 1966–72
Shook, Fred (C), Texas Christian 1941
Shumann, Mike (WR), Florida State 1982–83
Shy, Don (RB), San Diego State 1973
Sikahema, Vai (RB/KR), Brigham Young 1986–90
Sikora, Mike (G), Oregon 1952
Silas, Sam (DT), Southern Illinois 1963–67
Silvestri, Carl (DB), Wisconsin 1965
Simas, Bill (B), St. Mary's (Calif.) 1932–33
Simmons, Clyde (DE), Western Carolina 1994–95
Simmons, Dave (LB), Georgia Tech 1965–66
Simmons, John (C), Detroit 1951–56
Simons, Keith (DT), Minnesota 1978–79
Simpson, Carl (DE), Florida State 1998
Sims, Ken (CB), Iowa 1987
Sitko, Emil (B), Notre Dame 1951–52
Siwek, Mike (DT), Western Michigan 1970
Skelton, John (QB), Fordham 2010–
Slater, Fred (T), Iowa 1926–31
Sloan, Bonnie (DT), Austin Peay 1973
Sloan, Dwight, (QB), Arkansas 1938
Small, Jessie (LB), Eastern Kentucky 1992
Smith, Alfonso (RB), Kentucky 2010–
Smith, Antonio (DE), Oklahoma State 2004–08
Smith, Ben (DB), Georgia 1995–96
Smith, Bill (E), Washington 1934–39
Smith, Cedric (FB), Florida 1996–98
Smith, Charles (B), Georgia 1947
Smith, Dennis (TE), Utah 1990
Smith, Emmitt (RB), Florida 2003–04
Smith, George (B), Villanova 1943
Smith, J.T. (WR), North Texas State 1985–90
Smith, Jackie (E), Northwest Louisiana 1963–77
Smith, Lance (G), Louisiana State 1985–93
Smith, Leonard (DB), McNeese State 1983–88
Smith, Mark (DT), Auburn 1997–00
Smith, Russ (G), Illinois 1923
Smith, Perry (DB), Colorado State 1977–79
Smith, Terrelle (FB), Arizona State 2007–08
Smith, Vernice (G/T), Florida A&M 1989–92
Smith, Wayne (CB), Purdue 1982–86
Smith, Wilfred (E), DePaul 1923–25
Snowden, Cal (DE), Indiana 1969–70
Soliday, Jake (WR), Northern Iowa 2002
Sortun, Rick (G), Washington 1964–69
Southard, Tommy (WR), Furman 1978
Spach, Stephen (TE), Fresno State 2008–10
Spachman, Chris (DE), Nebraska 1988
Speegle, Cliff (C), Oklahoma 1945
Spence, Julian (B), Sam Houston State 1956
Spencer, Maurice (DB), North Carolina Central 1974
Spikes, Cameron (G), Texas A&M 2003–04
Spiller, Phil (DB), California State–Los Angeles 1967
Spinks, Jack (G), Alcorn A&M 1953
Spradlin, Danny (LB), Tennessee 1985
Springsteen, Bill (E), Lehigh 1927–28
Spurlock, Micheal (WR), Mississippi 2006
St. Pierre, Brian (QB), Boston College 2008–09
Stacy, William (DB), Mississippi State 1959–63
Staggs, Jeff (LB), San Diego State 1972–73
Stallings, Larry (LB), Georgia Tech 1963–76
Stallings, Robert (TE), Southern Mississippi 1986
Stanley, Chad (P), Stephen F. Austin 2001
Starkey, Jason (C), Marshall 2000–03
Starks, Duane (CB), Miami (Fla.) 2002–04
Staysniak, Joe (G), Ohio State 1996
Stegent, Larry (RB), Texas A&M 1971
Steger, Pete (B), None 1921
Stein, Bill (C), Fordham 1927–28
Steinbach, Larry (T), St. Thomas (Minn.) 1931–33
Stennett, Fred (B), St. Mary's (Calif.) 1932
Stepanovich, Alex (C), Ohio State 2004–06
Stephens-Howling, LaRod (RB), Pittsburgh 2009–
Stewart, Vaughan (C), Alabama 1943
Stief, Dave (WR), Portland State 1978–82
Stieve, Terry (G), Wisconsin 1978–84
Stokes, Lee (C), Centenary 1943
Stone, Ken (DB), Vanderbilt 1977–80
Stone, Michael (CB), Memphis 2001–04
Stonesifer, Don (E), Northwestern 1951–56
Stoudt, Cliff (QB), Youngstown State 1986–88
Stovall, Jerry (DB), Louisiana State 1963–71
Stowe, Tyronne (LB), Rutgers 1991–93
Strader, Norman "Red" (B), St. Mary's (Calif.) 1927
Strausbaugh, Jim (B), Ohio State 1946
Stringer, Scott (DB), California 1974
Strofolino, Mike (LB), Villanova 1966–68
Stuckey, Chansi (WR), Clemson 2011
Stuessy, Mel (T), St. Edward's (Tex.) 1926
Sugar, Leo (DE), Purdue 1960
Suminski, Dave (G), Wisconsin 1953
Summerall, Pat (K/E), Arkansas 1953–57
Sutch, George, (B), Temple 1946
Svoboda, Bill (LB), Tulane 1950–53
Swann, Eric (DL), None 1991–99
Swanson, Eric (WR), Tennessee 1986
Swanson, Evar (E), Lombard 1925–27
Swartz, Chris (QB), Morehead State 1994
Swider, Larry (P), Pittsburgh 1980
Swinger, Rashod (DT), Rutgers 1997–2000
Swinton, Reggie (WR/KR), Murray State 2005
Swistowicz, Mike (B), Notre Dame 1950
Symank, John (DB), Florida 1963
Szot, Walt (T), Bucknell 1946–48

T

Tafoya, Joe (DE), Arizona 2007
Talley, Ronald (DE), Deleware 2011–
Tanner, Barron (DT), Oklahoma 2000–03
Tant, Jay (TE), Northwestern 2000
Tardits, Richard (LB), Georgia 1989
Tate, Robert (CB), Cincinnati 2004–06
Taylor, Chester (RB), Toledo 2011
Taylor, Jay (CB), San Jose State 1989–92
Taylor, Mike (T), Southern California 1973
Teeuws, Len (T), Tulane 1954–57
Terry, Ryan (RB), Iowa 1995–96
Tharpe, Larry (T), Tennessee State 1995
Thaxton, Jim (TE), Tennessee State 1978
Thomas, Jim (G), Oklahoma 1939–40
Thomas, Ralph (E), San Francisco 1952
Thomas, Earl (WR), Houston 1974–75
Thompson, Anthony (RB), Indiana 1990–92
Thompson, Harry (G), UCLA 1955
Thompson, Ken (WR), Utah State 1982–83
Thompson, Norm (DB), Utah 1971–76
Thompson, Ray (LB), Tennessee 2000–04
Thompson, Ricky (WR), Baylor 1982
Thornton, Bill (RB), Nebraska ....1963–65, '67
Thornton, Bruce (DE), Illinois 1982
Thurbon, Bob (B), Pittsburgh 1944
Thurman, Dennis (FS), Southern California 1986
Tilley, Pat (WR), Louisiana Tech 1976–86

Tillman, Pat (S), Arizona State 1998–2001
Times, Ken (DT), Southern 1981
Tinsley, Gaynell (E), Louisiana State ....1937–38, '40
Tinsley, Jess (T), Louisiana State 1929–33
Tipton, Gregg (QB), Hawaii 1987
Tipton, Howard (B), Southern California 1933–37
Togafau, Pago (LB), Idaho State 2008–09
Tolbert, Jim (S), Lincoln (Mo.) 1973–75
Toler, Greg (CB), Saint Paul's (VA) 2009–
Tonelli, Mario (B), Notre Dame ....1940, '45
Toogood, Charley, (G), Nebraska 1957
Toscani, Frank (B), Saint Mary's (Calif.) 1932
Tosi, Mao (DT), Idaho 2000–01
Towns, Lester (LB), Washington 2005
Towns, Robert (DB), Georgia 1960
Townsend, Curtis (LB), Arkansas 1978
Tracey, John (LB), Texas A&M 1959–60
Traynowicz, Mark (G), Nebraska ....1988, '89
Tays, Jim (B), Penn State 1925
Triplett, Bill (RB), Miami (O.) ....1962–63, '65–66
Triplett, Wally (B), Penn State 1952–53
Trippi, Charley (B), Georgia 1947–55
Tripucka, Frank (QB), Notre Dame 1950–52
Truluck, R–Kal (DE), SUNY–Cortland 2005
Tubbs, Jerry (LB), Oklahoma 1957–58
Tucker, Mark (C), Southern California 1993–94
Tuman, Jerame (TE), Michigan 2008
Tupa, Tom (QB/P), Ohio State 1988–91
Turner, Herschel (G/T), Kentucky 1964–65
Turner, Marcus (DB), UCLA 1989–91
Tyler, Pete (B), Hardin–Simmons 1937–38

U

Ucovich, Mitch (T), San Jose State 1945
Ulrich, Charles (T), Illinois 1954–58
Underwood, John (G), None 1929
Upshaw, Marvin (DT), Trinity (Tex.) 1976
Urban, Jerheme (WR), Trinity 2007–09
Usher, Darryl (WR), Illinois 1989

V

Vallejo, Elliot (T), Cal-Davis 2008
Vanden Bosch, Kyle (DE), Nebraska 2001–04
Vander Poel, Mark (T), Colorado 1994
Van Galder, Tim (QB), Iowa State 1972–74
Vanzo, Fred (B), Northwestern 1941
Vatterott, Charles (T), Southwest Texas State 1987
Vaughan, Charles (B), Tennessee 1936
Vesser, John (E), Idaho ....1927, '30–31
Villa, Danny (C/G/T), Arizona State 1992
Vincent, Keydrick (G), Mississippi 2007
Vodicka, Joe (B), None 1945
Vokaty, Otto (B), Heidelberg 1933
Volok, Bill (G), Tulsa 1934–39

W

Wadsworth, Andre (DE), Florida State 1998–00
Wager, Clint (E), St. Mary's (Minn.) ....1943, '45
Wagstaff, Jim (B), Idaho State 1959
Wahler, Jim (DT), UCLA 1989–92
Wakefield, Fred (DE, OT, TE), Illinois 2001–06
Walczak, Mark (TE), Arizona 1988
Waldron, Austin (G), Gonzaga 1927
Walker, Charles (DT/DE), Duke 1964–72
Walker, Darwin (DT), Tennessee 2000
Walker, Quentin (RB), Virginia 1984–85
Walker, Reggie (LB), Kansas State 2009–
Wallerstedt, Brett (LB), Arizona State 1993
Wallner, Fred (G), Notre Dame ....1951–52, '54–55
Walls, Raymond (CB), Southern Mississippi 2005
Walters, Troy (WR), Stanford 2006
Walz, Zack (LB), Dartmouth 1998–2001
Ware, Matt (CB/S), UCLA 2006–10
Ware, Derek (TE), Central State (Okla.) 1992–94
Warner, Kurt (QB), Northern Iowa 2005–09
Washington, Chris (LB), Iowa State 1990
Washington, Daryl (LB), TCU 2010–
Washington, Eric (DB), Texas–El Paso 1972–73
Washington, Lionel (DB), Tulane 1983–86
Waters, Andre (S), Cheyney State 1994
Watford, Gerry (E), Alabama 1953–54
Watkins, Bob (B), Ohio State 1958
Watkins, Todd (WR), Brigham Young 2006
Watson, Gabe (DT), Michigan 2006–10
Watt, Walt (B), Miami (Fla.) 1945
Weaver, Charles (G), Chicago 1930
Weber, Chuck (LB), West Chester State 1956–58
Wedel, Dick (G), Wake Forest 1948
Wehrli, Roger (CB), Missouri 1969–82
Weller, Ray (T), Nebraska 1926–27
Wells, Beanie (RB), Ohio State 2009–
Wells, Reggie (G/T), Clarion 2003–09
Welter, Tom (G/T), Nebraska 1987
Wendt, Ken (G), Marquette 1932
West, Jeff (P), Cincinnati 1975
West, Stan (G), Oklahoma 1956–57
West, William (DB), Oregon 1960–61
Whalen, Bill (T), None 1920–24
Wham, Tom (E), Furman 1949–51
Wheeler, Ernie (B), North Dakota State ....1939, '42
Wheeler, Ted (G), West Texas State 1967–68
Whitaker, Bill (DB), Missouri 1983–84
White, Anthony (RB), Kentucky 2002
White, Arthur (G), Alabama 1940–41
White, Paul (RB), Texas–El Paso 1970–71
White, Ray (LB), Syracuse 1975–76
Whiting, Teag (G), Brigham Young 2002–03
Whitman, Laverne (B), Tulsa 1951–53
Wicks, Bob (WR), Utah State 1972
Widerquist, Chet (T), Washington & Jefferson 1926–28
Willard, Ken (RB), North Carolina 1974
Williams, Aeneas (CB), Southern 1991–2000
Williams, Bobby (DB), Central State (Okla.) 1966–67
Williams, Brandon (LB), Texas Tech 2011–
Williams, Clarence (RB), Michigan 1999–2000
Williams, Clyde (T), Southern 1967–71
Williams, Chris (DL), American International 1991
Williams, Dan (DT), Tennessee 2010–
Williams, Dave (WR), Washington 1967–71
Williams, Eric (LB), Southern California 1977–82
Williams, Gerald (CB), Langston 1980
Williams, Herb (DB), Southern 1981–82
Williams, Jake (T), Texas Christian 1929–33
Williams, James (CB), Fresno State 1994
Williams, Jamie (TE), Nebraska 1983
Williams, Karl (WR/PR), Texas A&M Kingsville 2004
Williams, Kevin (WR), Miami (Fla.) 1997
Williams, Rex (C), Texas Tech 1940
Williams, Ryan (RB), Virginia Tech 2011–
Williams, Stephen (WR), Toledo 2010–
Williams, Willie (T), Louisiana State 1990–92
Willingham, Larry (DB), Auburn ....1971–72, '76
Wilson, Adrian (SS), North Carolina State 2001–
Wilson, Bernard (DT), Tennessee State 1994–98
Wilson, Bill (E), Gonzaga 1935–37
Wilson, Gordon (C), Texas Mines ....1942–43, '45
Wilson, Karl (DE), Louisiana State 1989
Wilson, Larry (S), Utah 1960–72
Wilson, Mike (DB), Western Illinois 1969
Withrow, Cal (C), Kentucky 1974
Wolf, Joe (T/G), Boston College 1989–97
Wolfley, Ron (RB), West Virginia 1985–91
Womack, Floyd (G), Mississippi State 2011
Wood, Bob (T), Alabama 1940
Wood, Mike (P/K), Southeast Missouri State 1978–79
Woodeshick, Tom (RB), West Virginia 1972
Woodruff, Jim (E), Pittsburgh 1926
Woods, LeVar (LB), Iowa 2001–04
Woodson, Abe (DB), Illinois 1965–66
Woolsey, Rolly (DB), Boise State 1978
Word, Barry (RB), Virginia 1994
Wortman, Keith (G), Nebraska 1976–81
Wragge, Tony (G), New Mexico State 2002–03
Wright, Charles (CB), Tulsa 1987
Wright, Jason (RB), Northwestern 2009–10
Wright, Nate (DB), San Diego State 1969–70
Wright, Steve (T), Alabama 1972
Wright, Willie (TE/H–B), Wyoming 1992
Wukits, Al (C), Duquesne 1944
Wyche, Sam (QB), Furman 1976

Y

Yablonski, Ventan (B), Columbia 1948–51
Yankowski, Ron (DE), Kansas State 1971–76
Yarr, Tom (C), Notre Dame 1933
Yeisley, Don (E), None 1927–28
Young, Bob (G), Howard Payne 1972–79
Young, D.J. (T), Michigan State 2011–
Young, Lonnie (FS), Michigan State 1985–90
Young, Michael (LB), Illinois 2001–03
Younger, Jordan (DB), Connecticut 2000

Z

Zandofsky, Mike (G), Washington 1989
Zastudil, Dave (P), Ohio 2011–
Zelencik, Frank (T), Oglethorpe 1939
Zellner, Peppi (DE), Fort Valley State 2004
Zimny, Bob (T), Indiana 1945–49
Zoia, Clyde (G), Notre Dame 1920–23
Zook, John (DE), Kansas 1976–79
Zontini, Lou (B), Notre Dame 1940–41
Zordich, Michael (S), Penn State 1989–93

ALL-TIME NUMERICAL ROSTER

1
Driscoll, John "Paddy" (B), Northwestern 1920–25
Oglesby, Cedric (K), South Carolina State..... 2001
Rackers, Neil (K), Illinois 2003–09
Stein, Bill (C), Fordham 1927–28

2
Bartel, Richard (QB), Tarleton State..... 2010–
Dunn, Joe (B), Marquette 1925–26
Furrer, Will (QB), Virginia Tech 1993
Jones, Ben (B), Grove City..... 1927–28
Mohardt, John (B), Notre Dame (also wore #15) 1922–23
Peterson, Todd (K), Georgia 1994
St. Pierre, Brian (QB), Boston College 2008–09
Trippi, Charley (B), Georgia (also wore #62) 1947–55
Zoia, Clyde (G), Notre Dame (also wore #8)..... 1920–23

3
Anderson, Derek (QB), Oregon State 2010
Butler, Kevin (K), Georgia 1996–97
Butts, Ed (B), Chico State (also wore #17) 1929
Erickson, Hal (B), Washington & Jefferson 1925–28
Feely, Jay (K), Michigan (also wore #4)..... 2010–
Gambrell, Billy (E), South Carolina 1963–67
Guglielmi, Ralph (QB), Notre Dame 1961
Izo, George (QB), Notre Dame 1960
King, Andy (B), West Virginia 1923–24
Klumb, John (E), Washington State (also wore #56)..... 1939–40
Lange, Jim (E), Montana State 1929
Novak, Nick (K), Maryland 2005
Rosenbach, Timm (QB), Washington State 1989–92
Scanlon, John (B), DePaul 1921

4
Anderson, Ed (E), Notre Dame (also wore #16, 22) 1922–25
Barry, Norm (B), Notre Dame 1921
Feely, Jay (K), Michigan (also wore #3)..... 2010–
Hasselbeck, Tim (QB), Boston College 2007
King, Shaun (QB), Tulane..... 2004
Kolb, Kevin (QB), Houston..... 2011–
Levy, Chuck (WR/RB/KR), Arizona..... 1994–95
Mahoney, Ike (B), Creighton ..... 1925–28, '31
McGee, Bob (T), Santa Clara..... 1938
Reed, Joe (B), Louisiana State (also wore #16, 19) ..... 1937, '39
Tays, Jim (B), Penn State 1925

5
Barr, Mike (P), Rutgers 2007
Davis, Greg (K), Citadel..... 1991–96
Gillies, Fred (T), Cornell (also wore #10, 11)..... 1920–28
Graham, Ben (P), Deakin (Australia)..... 2008–11
Hogeboom, Gary (QB), Central Michigan..... 1989
Hurlburt, John (G), Chicago..... 1924–25
Koehler, Bob (G), Northwestern (also wore #14, 18, 19).... 1921–26
LaRosa, Paul (E), None..... 1920–21
May, Chad (QB), Kansas State 1996
Mitchell, Tywan (WR/TE), Minn. St.-Mankato (also wore #83) ...1999–01
Risvold, Ray (B), St. Edwards (Tex.)..... 1927–28

6
Bryan, Jon (B), Chicago..... 1922
Crangle, John (B), Illinois 1923
Davey, Rohan (QB), Louisiana State 2005
Duncan, Tim (K), Oklahoma..... 2002–03
Hall, Max (QB), BYU 2010–11
Halstrom, Bernie (B), Illinois..... 1920–21
Hill, Don (B), Stanford 1929
Illman, Ed (B), Montana..... 1928
Lamb, Rod (B), Lombard..... 1926–27, '33
Nedney, Joe (K), San Jose State..... 1997–99
Ranspot, Keith (E), Southern Methodist 1940
Wedel, Dick (G), Wake Forest 1948

7
Angsman, Elmer (B), Notre Dame..... 1946–52
Arterburn, Elmer (B), Texas Tech 1954
Beuerlein, Steve (QB), Notre Dame..... 1993–94
Dewell, Bill (E), Southern Methodist (also wore #41)..... 1940–41, '45–49
Egan, Dick (E), Wilmington (also wore #9)..... 1920–23
Esiason, Boomer (QB), Maryland..... 1996
Gramatica, Bill (K), South Florida 2001–03
Grant, Hugh (B), St. Mary's (Calif.)..... 1928
Hall, John (B), Texas Christian (also wore #77)..... 1940–41, '43
Hogan, Tom (T), Detroit..... 1926
Ivy, Frank (Pop), (E), Oklahoma (also wore #42, 51) ..... 1940–42, '45–47
Johnson, Ray (B), Denver..... 1940
Kupp, Craig (QB), Pacific Lutheran..... 1991
Leggett, Dave (B), Ohio State 1955
Leinart, Matt (QB), USC 2006–09
Marchibroda, Ted (QB), Detroit..... 1957
Nagel, Ray (B), UCLA..... 1953
Nagel, Ross (T), St. Louis..... 1942
Sachs, Len (E), Loyola (Ill.) (also wore #22) ..... 1920–23, '25
Strader, Norman "Red" (B), St. Mary's (Calif.) 1927
Towns, Robert (DB), Georgia..... 1960

8 (RETIRED)
Lawrence, Jim (B), Texas Christian (also wore #11, 30) 1936–39
McHan, Lamar (QB), Arkansas 1954–58
McMahon, Byron (G), Cornell..... 1923
Tripucka, Frank (QB), Notre Dame 1950–52
Wilson, Larry (S), Utah (honored with number retirement) 1960–72
Zoia, Clyde (G), Notre Dame (also wore #2)..... 1920–23

9
Boyd, Shane (RB) Kentucky..... 2006
Bucklin, Tom (B), Idaho 1927
Cowhig, Jerry (B), Notre Dame..... 1950
Egan, Dick (E), Wilmington (also wore #7)..... 1920–23
Foster, Ralph (T), Oklahoma A&M (also wore #60, 64, 77).....1945–46
Johnson, Dirk, (P), Northern Colorado 2008
Keenan, Sean (QB), Williams (Mass.)..... 2000
McMahon, Jim (QB), Brigham Young..... 1994
Method, Russ (B), None 1929
Pancieri, Don (QB), San Francisco..... 1952
Sauter, Cory (QB), Minnesota 1998
Zastudil, Dave (P), Ohio..... 2011–

10
Atkinson, Jess (K), Maryland..... 1985
Beathard, Pete (QB), Southern California..... 1970–71
Buckeye, Garland (T), None (also wore #14)..... 1920–24
Claypool, Ralph (C), Purdue (also wore #30) ..... 1925–26, '28
Donckers, Bill (QB), San Diego State..... 1976–77
Feagles, Jeff (P), Miami (Fla.)..... 1994–97
Fisher, Ev (B), Santa Clara (also wore #40) 1938–39
Garza, Sammy (QB), Texas-El Paso 1987
Gelbaugh, Stan (QB), Maryland 1991
Gillies, Fred (T), Cornell (also wore #5, 11)..... 1920–28
Lee, John (K), UCLA 1986
McInerney, Arnie (C), Notre Dame (also wore #11, 12)..... 1920–27
Player, Scott (P), Florida State..... 1998–06
Rector, Jamaica (WR), NW Missouri State 2007
Swider, Larry (P), Pittsburgh 1980
Vesser, John (E), Idaho (also wore #28, 36) ..... 1927, '30–31
Zontini, Lou (B), Notre Dame..... 1940–41

11
Agee, Sam (B), Vanderbilt..... 1938–39
Banonis, Vince (C), Detroit (also wore #32) ..... 1942, '46–50
Blake, Jeff (QB), East Carolina 2003
Bojovic, Novo (K), Central Michigan 1985
Bonner, Sherdrick (QB), California State-Northridge..... 1999
Bulger, Chet (T), Auburn (also wore #70, 73)..... 1942–43, '45–49
Elkins, Fait (B), Marshall 1939
Fitzgerald, Larry (WR), Pittsburgh 2004–
Francis, Gene (B), Chicago 1926
Gillies, Fred (T), Cornell (also wore #5, 10)..... 1920–28
Gilmore, Bryan (WR), Midwestern (Tex.) St. (also wore #86).....2000–03
Graham, Kent (QB), Ohio State..... 1996–97
Hock, John (T), Santa Clara..... 1950
Horne, Greg (P), Arkansas..... 1987–88
Humphrey, Buddy (QB), Baylor..... 1963–65
Joyce, Don (T), Tulane (also wore #71)..... 1951–53
Kasper, Kevin (WR), Iowa (also wore #82)..... 2002–03
Lawrence, Jim (B), Texas Christian (also wore #8, 30) 1936–39
McInerney, Arnie (C), Notre Dame (also wore #10, 12)..... 1920–27
Moynihan, Tim (C), Notre Dame (also wore #40)..... 1932–33
Nevers, Ernie (B), Stanford (also wore #44)..... 1929–31
O'Donoghue, Neil (K), Auburn 1980–85
Purdin, Cal (B), Tulsa..... 1943
Rooney, Bill (C), None 1929
Rundquist, Elmer (T), Illinois..... 1922
Schroeder, Jay (QB), UCLA..... 1994
Schubert, Eric (K), Pittsburgh..... 1986
Shaw, Dennis (QB), San Diego State 1974–75
Tinsley, Gaynell (E), Louisiana State (also wore #31, 49)..1937–38, '40
Weller, Ray (T), Nebraska 1926–27
Widerquist, Chet (T), Washington & Jefferson 1926–28

12

Braidwood, Charles (E), Tennessee-Chattanooga 1932
Brunner, Scott (QB), Delaware 1985
Carpenter, Chad (WR), Washington State 1997–99
Carrell, Duane (P), Florida State 1977
Davidson, Joe (G), Colgate 1928
Johnson, Charley (QB), New Mexico State 1961–69
Kassel, Charles (E), Illinois (also wore #43) 1929–33
Keithley, Gary (QB), Texas-El Paso 1973–75
Larson, Paul (QB), California 1957
Leonard, John (T), Indiana (also wore #19) 1922–23
Little, Steve (P/K), Arkansas 1978–80
Mackey, Kyle (QB), East Texas State 1984
McCown, Josh (QB), Sam Houston State 2002–05
McInerney, Arnie (C), Notre Dame (also wore #10, 11) 1920–27
Murphy, Bill (G), Washington (Mo.) (also wore #25) 1940–41
Nisbet, Dave (E), Washington 1933
Pardonner, Earl (B), Purdue 1934–35
Rattay, Tim (QB), Louisiana Tech 2007
Roach, John (QB), Southern Methodist ..... 1956, '59–60
Roberts, Andre (WR), The Citadel 2010–
Romanik, Steve (G), Villanova 1953–54
Russell, Doug (B), Kansas State (also wore #32, 33) 1934–39
Swanson, Evar (E), Lombard 1925–27
Stanley, Chad (P), Stephen F. Austin 2001
Tipton, Gregg (QB), Hawaii 1987
Tyler, Pete (B), Hardin-Simmons 1937–38
Vaughan, Charles (B), Tennessee 1936
Vokaty, Otto (B), Heidelberg 1933
Zelencik, Frank (T), Oglethorpe 1939

13

Chamberlin, Guy (C), Nebraska 1927
Crowder, Earl (B), Oklahoma 1939
Gallery, Jim (K), Minnesota 1987
Jacke, Chris (K), Texas-El Paso 1998–99
Maynard, Don (WR), Texas-El Paso 1973
Warner, Kurt (QB), Northern Iowa 2005–09

14

Buckeye, Garland (T), None (also wore #10) 1920–24
Cater, Greg (P), Tennessee-Chattanooga 1986–87
Cherry, Ed (B), Hardin-Simmons 1938–39
Cuff, Ward (B), Marquette 1946
Drake, Kevin (WR), Alabama-Birmingham 1998
Etcheverry, Sam (QB), Denver 1961–62
Folz, Art (B), Chicago (also wore #17) 1923–25
Greisen, Chris (QB), Northwest Missouri State 1999–01
Koehler, Bob (G), Northwestern (also wore #5, 18, 19) 1921–26
Loyd, Mike (QB), Missouri Southern State 1979–80
Madden, Lloyd (B), Colorado Mines 1940
Marelli, Ray (G), Notre Dame 1928
Marquardt, John (E), Illinois 1921
McIvor, Rick (QB), Texas 1984–85
Newhouse, Reggie (WR), Baylor (also wore #87) 2003–05
Nofsinger, Terry (QB), Utah 1965–66
Roberts, Hal (P), Houston 1974
Slater, Fred (T), Iowa (also wore #47, 91) 1926–31
Watkins, Todd (WR), Brigham Young 2006
Williams, Kevin (WR), Miami (Fla.) (also wore #84) 1997
Williams, Stephen (WR), Toledo (also wore #18) 2010–

15

Blanchard, Cary (K), Oklahoma State 2000–01
Blumer, Herb (E), Missouri (also wore #17, 20) ..... 1925–30, '33
Breaston, Steve (WR), Michigan 2007–10
Bruckner, Les (B), Michigan State 1945
Case, Stoney (QB), New Mexico 1995–98
Christman, Paul (QB), Missouri (also wore #44) 1945–49
Cuozzo, Gary (QB), Virginia 1972
Curran, Harry (B), Boston College 1920–21
Curzon, Harry (B), None 1928
Holiday, Carlyle (WR), Notre Dame 2005–06
Houghton, Jerry (T), Washington State 1951
Lomax, Neil (QB), Portland State 1981–89
Mohardt, John (B), Notre Dame (also wore #2) 1922–23
Parker, Buddy (B), Centenary 1937–43
Parsons, Preston (QB), Northern Arizona 2002–03
Pisarkiewicz, Steve (QB), Missouri 1977–79
Springsteen, Bill (E), Lehigh (also wore #18) 1927–28
Spurlock, Micheal (WR), Mississippi 2006
Wyche, Sam (QB), Furman 1976
Zimny, Bob (T), Indiana (also wore #63) 1945–49

16

Adams, Henry (C), Pittsburgh 1939
Anderson, Ed (E), Notre Dame (also wore #4, 22) 1922–25
Austin, Kent (QB), Mississippi 1986
Brennan, Willis (T), None (also wore #18, 19) 1920–27
Buck, Mike (QB), Maine 1995
Camarillo, Rich (P), Washington 1989–93
Erickson, Mickey (C), Northwestern 1930–31
Hill, King (QB), Rice 1960–69
Knight, Charles (C), None 1920–21
Lisch, Rusty (QB), Notre Dame 1980–84
Navarre, John (QB), Michigan 2004–06
Plasman, Dick (E), Vanderbilt 1946–47
Plummer, Jake (QB), Arizona State 1997–02
Van Galder, Tim (QB), Iowa State 1972–74

17

Arapostathis, Evan (P/K), Eastern Illinois 1986
Berger, Mitch (P), Colorado 2007
Blumer, Herb (E), Missouri (also wore #15, 20) ..... 1925–30, '33
Brown, Dave (QB), Duke 1998–2001
Butts, Ed (B), Chico State (also wore #3) 1929
Chandler, Chris (QB), Washington 1991–93
Compton, Ogden (QB), Hardin–Simmons 1955
Del Greco, Al (K), Auburn 1987–90
Folz, Art (B), Chicago (also wore #14) 1923–25
Hanlon, Bob (B), Loras 1948
Hart, Jim (QB), Southern Illinois 1966–83
Jones, Onrea (WR), Hampton 2010
Krieg, Dave (QB), Milton 1995
Kuharich, Joe (G), Notre Dame (also wore #88) ..... 1940–41, '45
Larson, Fred (C), Notre Dame 1929
Lauro, Lin (B), Pittsburgh 1951
Mason, Joel (E), Western Michigan 1939
Merkovsky, Elmer (T), Pittsburgh 1944
Montgomery, Ralph (T), Centre 1923
Nolan, Earl (T), Arizona 1937–38
Parker, Ezekiel (WR), Louisville 2002
Randolph, Clare (C), Indiana 1930
Rexer, Freeman (E), Tulane (also wore #62, 63) ..... 1943, '45
Reynolds, Mack (QB), Louisiana State 1958–59
Root, Jim (QB), Miami (O.) ..... 1953, '56
Rydzewski, Frank (T), Notre Dame 1921
Schneidman, Herman (B), Iowa 1940
Stuckey, Chansi (WR), Clemson 2011
Swartz, Chris (QB), Morehead State 1994
Waldron, Austin (G), Gonzaga 1927

18

Albert, Sergio (K), U.S. International 1974
Babartsky, Al (T), Fordham (also wore #24, 46) ..... 1938–39, '41–42
Birdsong, Carl (P), Southwestern Oklahoma State 1981–85
Brennan, Willis (T), None (also wore #16, 19) 1920–27
Currivan, Don (E), Boston College (also wore #54) 1943
Ellis, Walt (T), Detroit 1926–27
Gainor, Charles (E), North Dakota 1939
Harmon, Ham (C), Tulsa 1937
Holm, Bernie (B), Alabama 1932
Hughes, Bernie (C), Oregon 1934–36
Jackson, John (WR), Southern California (also wore #80) 1990–92
Kiesling, Walt (G), St. Thomas (Minn.) (also wore #19, 49) 1929–33
Kiley, Roger (E), Notre Dame 1923
Koehler, Bob (G), Northwestern (also wore #5, 14, 18, 19) 1921–26
Komar, Max (WR), Idaho 2010
Knox, Kevin (WR), Florida State (also wore #82) 1994
Larson, Lou (B), None 1929
Manges, Mark (QB), Maryland 1978
McCullough, Andy (WR), Tennessee 1998–99
Moe, Hal (B), Oregon State 1933
Mulleneaux, Lee (C), Arizona 1938
Petrovich, George (T), Texas 1949–50
Schwartz, Elmer (B), Washington State 1932
Soliday, Jake (WR), Northern Iowa 2002
Springsteen, Bill (E), Lehigh (also wore #15) 1927–28
Stoudt, Cliff (QB), Youngstown State 1986–88
Wallner, Fred (G), Notre Dame (also wore #61, 68) ..... 1951–52, '54–55
Williams, Stephen (WR), Toledo (also wore #14) 2010–

19

Brennan, Willis (T), None (also wore #16, 18) 1920–27
Halloran, Shawn (QB), Boston College 1987
Jenkins, MarTay (WR), Nebraska-Omaha (also wore #82) 1999–02
Kiesling, Walt (G), St. Thomas (Minn.) (also wore #18, 49) 1929–33
Killiher, Lyons (G), None 1928
Koehler, Bob (G), Northwestern (also wore #5, 14, 18, 18) 1921–26
Leonard, John (T), Indiana (also wore #12) 1922–23
Lillard, Joe (B), Oregon State 1932–33
Long, Lance (WR), Mississippi State 2009
May, Bill (B), Louisiana State 1937–38
McCoy, LeRon (WR), Indiana (PA) 2005–06
Mehringer, Pete (T), Kansas (also wore #23) 1934–36

Murphy, Jim (B), St. Thomas (Minn.) 1928
Poole, Nathan (WR), Marshall (also wore #89) 2001-03
Reed, Joe (B), Louisiana State (also wore #4, 16) ..... 1937, '39
Rucinski, Ed (E), Indiana (also wore #51) 1943–46
Sacca, Tony (QB), Penn State 1992–93
Skelton, John (QB), Fordham 2010–
Smith, Charles (B), Georgia 1947
Spiller, Phil (DB), California State-Los Angeles 1967
Tupa, Tom (QB/P), Ohio State 1988–91
Underwood, John (G), None 1929
Williams, Jake (T), Texas Christian (also wore #42) 1929–33
Wood, Mike (P/K), Southeast Missouri State 1978–79

20

Anderson, Damien (RB), Northwestern (also wore #22) 2002–05
Auer, Howard (T), Michigan 1933
Bailey, Claron "Monk" (DB), Utah 1964–65
Bailey, Johnny (RB/KR), Texas A&I 1992–93
Barber, Mike (WR), Marshall 1989
Barnes, Mike (DB), Texas-Arlington 1967–68
Bell, Gordon (RB), Michigan 1978–79
Blumer, Herb (E), Missouri (also wore #15, 17) ..... 1925–30, '33
Brown, Ralph (CB), Nebraska 2007–09
Chappell, Leon (G), None 1920–21
Coffee, Jim (B), Louisiana State 1937–38
Cross, Bill (B), West Texas State (also wore #90) 1951–53
Curtis, Travis (FS), West Virginia 1987–88
Farr, Miller (DB), Wichita State 1970–72
Goble, Les (B), Alfred 1954–55
Hall, Ken (RB), Texas A&M ..... 1959, '61
Jefferson, A.J. (CB), Fresno State 2010–
Kenneally, George (G), St. Bonaventure 1930
Lewis, Woodley (B), Oregon 1956–59
Moore, Ronald (RB), Pittsburg State (Kan.) (also wore #30) ..... 1993–94, '97
Neuman, Bob (E), Illinois Wesleyan 1934–36
Oliver, Clancy (CB), San Diego State 1973
Ramsey, Garrard (G), William & Mary 1946–51
Reid, Lamont (CB), North Carolina State (also wore #23) 2005
Robl, Hal (B), Wisconsin State-Oshkosh 1945
Sensibaugh, Mike (S), Ohio State 1972–77
Vodicka, Joe (B), None 1945
Waters, Andre (S), Cheyney State 1994
Willard, Ken (RB), North Carolina 1974

21

Abdullah, Hamza (S), Washington State (also wore #23, 41) 2009–11
Beal, Norm (DB), Missouri 1962
Blackwell, Hal (B), South Carolina 1945
Bohlmann, Frank (G), Marquette 1942
Campbell, Bill (G), Oklahoma (also wore #53) 1945–49
Davis, Cedric (CB), Tennessee State 1995
Davis, Dexter (DB), Clemson (also wore #48) 1991–93
Dowling, Pat (E), DePaul 1929
Eaton, Tracey (S), Portland State 1990
Greene, Ed (E), Loyola (Ill.) 1926–27
Hardy, Jim (B), Southern California (also wore #22, 24) 1949–51
Hill, Renaldo (CB), Michigan State (also wore #45) 2001–04
Horstmann, Roy (B), Purdue (also wore #42) 1934
Jackson, Mark (CB), Abilene Christian 1987
Johnson, Al (B), Kentucky 1939–41
Keane, Tom (B), West Virginia 1955
Kingery, Ellsworth (B), Tulane 1954
Malloy, Les (B), Loyola (Ill.) 1931–33
Metcalf, Eric (WR/KR), Texas 1998
Metcalf, Terry (RB), California State-Long Beach 1973–77
Miniefield, Kevin (DB), Arizona State 1997
Pangle, Hal (B), Oregon State 1935–38
Peterson, Patrick (CB), Louisiana State 2011–
Robnett, Marshall (G), Texas A&M (also wore #43) ..... 1943, '45
Rolle, Antrel (CB/S), Miami 2005–09
Sandifer, Dan (B), Louisiana State 1953
Sears, Jim (DB), Southern California ..... 1954, '57–58
Smith, Wilfred (E), DePaul 1923–25
Stief, Dave (WR), Portland State (also wore #84) 1978–82
Stovall, Jerry (DB), Louisiana State 1963–71
Tinsley, Jess (T), Louisiana State (also wore #31) 1929–33
Whitman, Laverne (B), Tulsa 1951–53
Williams, Clarence (RB), Michigan 1999–2000
Williams, James (CB), Fresno State 1994
Yeisley, Don (E), None 1927–28

22

Anderson, Damien (RB), Northwestern (also wore #20) 2002–05
Anderson, Ed (E), Notre Dame (also wore #4, 16) 1922–25
Baker, Conway (T), Centenary ..... 1936–43, '45
Burl, Alex (B), Colorado A&M 1956
Butler, Crezdon (CB), Clemson 2011–
Carter, Dyshod (CB), Kansas State (also wore #38) 2004–05
Duerson, Dave (DB), Notre Dame 1991–93
Gautt, Prentice (RB), Oklahoma 1961–67
Gehrke, Fred (B), Utah 1950
Gordon, Lou (T), Illinois 1930–35
Hardy, Jim (B), Southern California (also wore #21, 24) 1949–51
Higgs, Mark (RB), Kentucky 1994–95
Jackson, Charley (B), Southern Methodist 1958
Kay, Bill (DB), Purdue 1984
Knight, Tom (CB), Iowa (also wore #24) 1997–2001
Mallouf, Ray (B), Southern Methodist (also wore #78, 98) ..... 1941, '46–48
Paul, Don (DB/HB), Washington State (also wore #37) 1950–53
Sachs, Len (E), Loyola (Ill.) (also wore #7) ..... 1920–23, '25
Smith, Emmitt (RB), Florida 2003–04
Starks, Duane (CB), Miami (Fla.) (also wore #28) 2002–04
Ware, Matt (CB/S), UCLA 2006–10
Wehrli, Roger (CB), Missouri 1969–82
Wilson, Adrian (SS), North Carolina State (also wore #24) 2001–

23

Abdullah, Hamza (S), Washington State (also wore #21, 41) 2009–11
Blazine, Tony (T), Illinois Wesleyan 1935–40
Bradford, Ronnie (CB), Colorado 1996
Butler, John (B), Tennessee 1944
Clement, John (B), Southern Methodist 1941
Granger, Charles (G/T), Southern 1961
Hearst, Garrison (RB), Georgia 1993–95
Hunter, Darrell (CB), Miami (OH) 2006
McBride, Trumaine (CB), Mississippi 2010
McGee, Dell (CB), Auburn (also wore #24) 1996–98
Mehringer, Pete (T), Kansas (also wore #19) 1934–36
Paremore, Bob (RB), Florida A&M 1963–64
Perrin, Benny (FS), Alabama 1982–85
Reid, Lamont (CB), North Carolina State (also wore #20) 2005
Rhinehart, Coby (DB), Southern Methodist 1999–03
Roland, Johnny (RB), Missouri 1966–72
Scott, Ed (FS), Grambling 1987
Speegle, Cliff (C), Oklahoma (also wore #64) 1945
Stone, Ken (DB), Vanderbilt 1977–80
Thurman, Dennis (FS), Southern California 1986
Turner, Marcus (DB), UCLA 1989–91
Walls, Raymond (CB), Southern Mississippi 2005
Whalen, Bill (T), None 1920–24

24

Babartsky, Al (T), Fordham (also wore #18, 46) ..... 1938–39, '41–42
Baker, Roy (B), Southern California 1929–30
Bates, Mario (RB), Arizona State 1998–99
Brosky, Al (B), Illinois 1954
Brown, Terry (DB), Oklahoma State 1969–70
Carr, Jim (B), Morris Harvey ..... 1955, '57
Cochran, John (B), Wake Forest 1947–50
Collins, Paul (B), Missouri 1945
Creighton, Milan (E), Arkansas (also wore #25) 1931–37
Currie, Herschel (DB), Oregon State 1994
Hardy, Jim (B), Southern California (also wore #21, 22) 1949–51
Hunter, Patrick (CB), Nevada 1995
Hust, Al (E), Tennessee 1946
Kellogg, Clarence (B) St. Mary's (Calif.) 1936
Knight, Tom (CB), Iowa (also wore #22) 1997–2001
Kuzman, John (T), Fordham 1941
McCarthy, John (B), St. Francis 1944
McGee, Dell (CB), Auburn (also wore #23) 1996–98
Morris, Wayne (RB), Southern Methodist 1976–83
O'Connor, Dan (G), Georgetown 1920–24
Olson, Carl (T), UCLA 1942
Patrick, Frank (B), Pittsburgh 1938–39
Psaltis, Jim (B), Southern California ..... 1953, '55
Reynolds, John (C), Baylor 1937
Sitko, Emil (B), Notre Dame 1951–52
Stacy, William (DB), Mississippi State 1959–63
Watkins, Bob (B), Ohio State 1958
Wilson, Adrian (S), North Carolina State (also wore #22) 2001–
Wolfley, Ron (RB), West Virginia 1985–91

25

Bakken, Jim (K), Wisconsin 1962–78
Belden, Charles (B), St. Mary's (Calif.) (also wore #39) 1929–31
Blair, Stanley (CB), Southeastern Oklahoma State 1990
Blount, Eric (RB/KR), North Carolina 1992–93
Brooks, Carlos (DB), Bowling Green 1995
Chavous, Corey (DB), Vanderbilt 1998–2001
Clark, Beryl (B), Oklahoma 1940
Creighton, Milan (E), Arkansas (also wore #24) 1931–37
Dowell, Gwyn (B), Texas Tech 1935–36
Eckl, Bob (T), Wisconsin (also wore #46) 1945
Goss, Jason (CB), Texas Christian 2003
Green, Roy (DB/WR), Henderson State (also wore #81) 1979–90
Green, Eric (CB), Virginia Tech 2005–08

Greene, Frank (B), Tulsa 1934
Higgins Jim (G), Trinity Texas 1941
Koken, Mike (B), Notre Dame 1933
Krejci, Joe (E), Peru State (Ind.) 1934
McAfee, Fred (RB), Mississippi College 1994
McFadden, Bryant (CB), Florida State 2009
Mitchell, Roland (CB), Texas Tech 1988–89
Moore, Bill (B), Loyola (La.) 1932
Murphy, Bill (G), Washington (Mo.) (also wore #12) 1940–41
Neill, Jim (B), Texas Tech 1939
Nolan, Dick (B), Maryland 1958
Norton, Jerry (DB), Southern Methodist 1959–61
Ohalete, Ifeanyi (FS), Southern California 2004
Prentice, Travis (RB), Miami (OL) 2002
Rhodes, Kerry (FS), Louisville 2010–
Schillinger, Andy (WR), Miami (OL) 1988–89
Sims, Ken (CB), Iowa 1987

26

Apolskis, Ray (T), Marquette (also wore #69, 75) ..... 1941–42, '45–50
Bogue, George (B), Stanford 1930
Brown, J.B. (DB), Maryland 1998
Cecil, Chuck (FS), Arizona 1993
Colbert, Rondy (DB), Lamar 1977
Cook, Dave (B), Illinois 1934–36
Crump, Dwayne (DB), Fresno State 1973–76
Dougherty, Phil (C), Santa Clara 1938
Downs, Michael (FS), Rice 1989
Field, Amod (WR), Montclair State 1990–91
Fisher, Mike (WR), Baylor 1981
Handler, Phil (G), Texas Christian (also wore #32, 46) 1930–36
Heidel, Jimmy (DB), Mississippi 1966
Hood, Roderick (CB), Auburn 2007–08
Hultz, George (DT), Southern Mississippi 1962
Jones, Thomas (RB), Virginia 2000–02
Jones, Tony (DB), Syracuse (also wore #37) 1995
Latourette, Chuck (DB/P), Rice ..... 1967–68, '70–71
Ledbetter, Homer (B), Arkansas 1932–33
Lott, Thomas (RB), Oklahoma 1979
Lyles, Lester (FS), Virginia 1988
McDaniel, Emmanuel (CB), East Carolina 2003
Miller, Milford (G), Chadron State 1936–37
Price, Mitchell (DB), Tulane 1992
Schmitt, George (S), Delaware 1983
Smith, Ben (DB), Georgia 1995–96
Smith, George (B), Villanova 1943
Steinbach, Larry (T), St. Thomas (Minn.) 1931–33
Tate, Robert (CB), Cincinnati 2004–06
Wells, Beanie (RB), Ohio State 2009–

27

Adams, Michael (CB) Louisiana-Lafayette 2007–
Allen, Carl (DB), Southern Mississippi 1977–82
Diehl, Charles (G), Idaho 1930–31
Dugan, Len (C), Wichita (also wore #46, 48) 1937–39
Eason, Nijrell (DB), Arizona State 2002
Howard, Ty (CB), Ohio State (also wore #29) 1997–98
Johnson, Greggory (SS), Oklahoma State 1987
Lokanc, Joe (G), Northwestern 1941
Macklin, David (CB), Penn State 2004–06
Martin, Glen (B), Southern Illinois 1932
Mayes, Tony (FS), Kentucky 1987
Moss, Eddie (RB), Southeast Missouri State 1973–76
Oldham, Chris (DB), Oregon ..... 1991, '92, '93–94
Paul, Tito (DB), Ohio State 1995–97
Shivers, Roy (RB), Utah State 1966–72
Taylor, Jay (CB), San Jose State 1989–92
Tipton, Howard (B), Southern California (also wore #34) 1933–37

28

Arrington, J.J. (RB), California 2005–08
Bennett, Tommy (S), UCLA 1996–2000
Berry, Gil (B), Illinois 1935
Bonelli, Ernie (B), Pittsburgh 1945
Carter, Ross (G), Oregon 1936–39
Ciccone, Ben (C), Duquesne 1942
Evans, Dick (E), Iowa (also wore #35) 1940–43
Farmer, Ted (RB), Oregon 1978
Flenniken, Max (B), Geneva 1930
Giblin, Robert (DB), Houston 1977
Griffith, Homer (B), Southern California (also wore #33) 1934
Jeffery, Tony (RB), Texas Christian 1988
Lainhart, Porter (B), Washington State 1933
Lofton, Steve (DB), Texas A&M (also wore #42) 1991–93
Nesbitt, Dick (B), Drake (also wore #47) 1933
Ogden, Ray (FL), Alabama 1965–66
Pittman Charlie, (RB), Penn State 1970
Rankin, Walt (B), Texas Tech (also wore #40, 42, 63) ..... 1941, '43, '45–47
Rashad, Ahmad (WR), Oregon 1972–73
Shaw, Jesse (G), Southern California 1931
Starks, Duane (CB), Miami (Fla.) (also wore #22) 2002–04
Stringer, Scott (DB), California 1974
Toler, Greg (CB), Saint Paul's (VA) 2009–
Toscani, Frank (B), St. Mary's (Calif.) 1932
Vesser, John (E), Idaho (also wore #10, 36) ..... 1927, '30–31

29

Britton, Earl (B), Illinois 1929
Carter, Joe (E), Southern Methodist 1945
Cosner, Don (B), Montana State 1939
Doyle, Ted (E), Nebraska 1944
Harris, Quentin (S), Syracuse 2002–05
Hobley, Liffort (DB), Louisiana State 1985
Holloway, Johnny (CB), Kansas 1987
Holman, Scott (WR), Oregon 1986
Howard, Ty (CB), Ohio State (also wore #27) 1997–98
Keys, Brady (DB), Colorado State 1966
Lynch, Lorenzo (DB), California State-Sacramento 1990–95
Martin, John (B), Oklahoma 1941–44
McDonnell, Mickey (B), None (also wore #44) 1925–30
Murrell, Adrian (RB), West Virginia 1998–99
Rodgers-Cromartie, Dominique (CB), Tennessee State 2008–10
Shelley, Dex (B), Texas 1932
Taylor, Chester (RB), Toledo 2011
Williams, Gerald (CB), Langston 1980
Wood, Bob (T), Alabama 1940

30

Allen, Ed (E), Creighton 1928
Ayanbadejo, Obafemi (FB), San Diego State 2004–06
Boyd, Bill (B), Westminster (Mo.) 1930–31
Bradley, Bill (DB), Texas 1977
Bradley, Hal (G), Iowa 1928
Brown, Lance (DB), Indiana 1995–96
Bryant, Charlie (RB), Allen (S.C.) 1966–67
Chisick, Andy (C), Villanova 1940–41
Claypool, Ralph (C), Purdue (also wore #10) ..... 1925–26, '28
Green, Marshay (CB), Mississippi 2011–
Finn, Bernie (B), Holy Cross 1932
Hammond, Gary (WR), Southern Methodist 1973–76
Hansen, Cliff (B), Luther 1933
Hinchman, Hub (B), Butler (also wore #32) 1933–34
Lawrence, Jim (B), Texas Christian (also wore #8, 11) 1936–39
Little, David (TE), Middle Tennessee State 1990
McElroy, Leeland (RB), Texas A&M 1996–97
Mitchell, Stump (RB), Citadel 1981–89
Monahan, Regis (G), Ohio State 1939
Moore, Ronald (RB), Pittsburg State (Kan.) (also wore #20) ..1993–94, '97
Morrow, John (G), Kearney State 1937–38
Person, Ara (TE), Morgan State 1972
Peterson, Ken (B), Gonzaga 1935
Shelby, Willie (RB), Alabama 1978
Simas, Bill (B), St. Mary's (Calif.) 1932–33
White, Anthony (RB), Kentucky 2002
White, Paul (RB), Texas-El Paso 1970–71

31

Ashton, Josh (RB), Tulsa 1975
Beatty, Chuck (DB), North Texas State 1972
Brown, Rod (FB), North Carolina State 1997–98
Daanen, Jerry (WR), Miami (Fla.) (also wore #41) 1968–70
Davis, Jerry (B), Southeast Louisiana 1948–51
Failing, Fred (G), Central J.C. (Kan.) 1930
Fain, Richard (DB), Florida 1991
Ferrell, Earl (RB), East Tennessee State 1982–89
Field, Harry (T), Oregon State 1934–36
Fife, Ralph (G), Pittsburgh ..... 1942, '45
Fitzgibbon, Paul (B), Creighton 1928
Hammack, Malcolm (RB), Florida 1955, 57–66
Harris, Odie (DB), Sam Houston State 1992–94
Hummel, Arnie (B), Lombard 1927
Johnston, Jimmy (B), Washington 1946
Marshall, Richard (CB), Fresno State 2011
Shipp, Marcel (RB), Massachusetts 2001–07
Symank, John (DB), Florida 1963
Terry, Ryan (RB), Iowa 1995–96
Tinsley, Gaynell (E), Louisiana State (also wore #11, 49) .... 1937–38, '40
Tinsley, Jess (T), Louisiana State (also wore #21) 1929–33
Weaver, Charles (G), Chicago (also wore #32) 1930
Wilson, Gordon (C), Texas Mines ..... 1942–43, '45
Wright, Jason (RB), Northwestern 2009–10

32

Anderson, Ottis (RB), Miami (Fla.) 1979–86
Banonis, Vince (C), Detroit (also wore #11) ..... 1942, '46–50
Broughton, Nehemiah (FB), The Citadel 2010

Croom, Larry (RB), Nevada-Las Vegas 2004
Daddio, Bill (E), Pittsburgh 1941–42
Deskin, Versil (E), Drake (also wore #45) 1935–39
Flagler, Terrence (RB), Clemson 1990–91
Gray, Oscar (FB), Arkansas 1995
Grosvernor, George (B), Colorado 1936–37
Handler, Phil (G), Texas Christian (also wore #26, 32) 1930–36
Harrison, Reggie (RB), Cincinnati 1974
Harvey, Frank (FB), Georgia 1994
Hayden, Leo (RB), Ohio State 1972–73
Hinchman, Hub (B), Butler (also wore #30) 1933–34
Holmer, Walt (B), Northwestern 1931–32
Jackson, James (RB), Miami 2005
James, Edgerrin (RB) Miami (FL) 2006–08
Johnson, LeShon (RB), Northern Illinois 1995–97
Jordan, Tony, (RB), Kansas State 1988–89
Latin, Jerry (RB), Northern Illinois 1975–78
Lindsey, Korey (CB), Southern Illinois 2011
Mooney, Jim (T), Georgetown 1935
Pittman, Michael (RB), Fresno State 1998–2001
Russell, Doug (B), Kansas State (also wore #12, 33) 1934–39
Weaver, Charles (G), Chicago (also wore #31) 1930
Word, Barry (RB), Virginia 1994

33

Barnes, Lawrence (RB), Tennessee State 1978
Belton, Willie (RB), Maryland State 1973–74
Bouie, Kevin (RB), Mississippi State 1997
Brown, Ivory Lee (RB), Arkansas-Pine Bluff 1991–92
Brown, Theotis (RB), UCLA 1979–81
Burch, John (RB), Tennessee-Martin 1989
Cahill, Ron (B), Holy Cross 1943
Cheatham, Lloyd (QB), Auburn (also wore #66) 1942
Crenshaw, Willis (FB), Kansas State 1964–69
Evans, Earl (T), Harvard 1925
Glick, Frederick (DB), Colorado A&M 1960–61
Gray, Tim (DB), Texas A&M 1975
Green, Justin (FB), Montana 2009
Griffith, Homer (B), Southern California (also wore #28) 1934
Jackson, Roland (FB/LB), Rice 1962
Knolla, John (B), Creighton ..... 1942, '45
Lee, Monte (LB), Texas 1961
Lind, Al (C), Northwestern 1936
Matson, Ollie (RB), San Francisco 1952–58
McAdoo, Derrick (RB), Baylor 1987–88
McCullough, Hugh (B), Oklahoma 1940–41
McDonald, Brandon (CB), Memphis 2010
Morrow, Harold (FB), Auburn 2005
Olszewski, Johnny (B), California (also wore #36) 1953–57
Okoniewski, Steve (DT), Washington (also wore #36) 1976
Pappio, Joe (B), Haskell 1930
Russell, Doug (B), Kansas State (also wore #12, 32) 1934–39
Scobey, Josh (RB), Kansas State 2002–04
Semes, Bernie (B), Duquesne 1944
Walker, Quentin (RB), Virginia 1984–85
Willingham, Larry (DB), Auburn ..... 1971–72, '76
Yablonski, Ventan (B), Columbia 1948–51

34

Clark, Jessie (RB), Arkansas 1988–89
Glassgow, Willis (B), Iowa 1931
Griffith, Robert (FS), San Diego State 2005–06
Harder, Pat (B), Wisconsin 1946–50
Heater, Don (RB), Montana Tech 1972
Hickman, Larry (B), Baylor 1959
Hightower, Tim (RB), Richmond 2008–10
Hoage, Terry (S), Georgia 1994–96
Hunter, Monty (DB), Salem College 1983
Jackson, Dexter (FS), Florida State 2003–04
Jones, Steve (RB), Duke 1974–78
Jue, Bhawoh (S), Penn State 2007
Koman, William (LB), North Carolina 1959–67
Makovicka, Joel (FB), Nebraska 1999–02
Mumford, Tony (RB), Penn State 1985
Panelli, John (FB/LB), Notre Dame 1951–53
Rooney, Cobb (E), None 1929–30
Rosema, Rocky (LB), Michigan 1968–71
Thompson, Anthony (RB), Indiana 1990–92
Tipton, Howard (B), Southern California (also wore #27) 1933–37
Williams, Ryan (RB), Virginia Tech 2011–

35

Burkett, Jeff (E), Louisiana State (also wore #88, 89) 1947
Carter, Dyshod (CB), Kansas State (also wore #22 and #38) 2004
Celestin, Oliver (SS), Texas Southern 2007
Childress, Joe (RB), Auburn ..... 1960, '62–65
Duggins, George (E), Purdue (also wore #43) 1934
Evans, Dick (E), Iowa (also wore #28) 1940–43
Griffin, Jeff (CB), Utah 1981–85
Kochel, Mike (G), Fordham 1939
Kreider, Dan (FB), New Hampshire 2009
Maple, Howard (B), Oregon State 1930
Masters, Walt (QB), Pennsylvania (also wore #40) 1943–44
Mimbs, Robert (RB), Kansas 1988
Otis, Jim (RB), Ohio State 1973–78
Rogers, Glynn (G), Texas Christian 1939
Shazor, Ernest (S), Michigan 2005
Sherman, Anthony (FB), Connecticut 2011–
Smith, Dennis (TE), Utah 1990
Stegent, Larry (RB), Texas A&M 1971
White, Arthur (G), Alabama 1940–41
Williams, Aeneas (CB), Southern 1991–00

36

Balasz, Frank (B), Iowa (also wore #44) ..... 1941, '45
Barrett, David (CB), Arkansas 2000–03
Bukant, Joe (B), Washington (Mo.) 1942–43
Butler, Jim (RB), Edward Waters (Fla.) 1972
Christopherson, Ryan (FB), Wyoming 1996
Ferri, Diamond (RB) Syracuse 2006
Harrington, Perry (RB), Jackson State 1984–85
Lane, MacArthur (R), Utah State 1968–71
Mestnik, Frank (RB), Marquette 1960–61
Okoniewski, Steve (DT), Washington (also wore #33) 1976
Olszewski, Johnny (B), California 1953–57
Pasquariello, Ralph (B), Villanova 1951–52
Phillips, Rod (RB), Jackson State 1979–80
Reaves, Ken (S), Norfolk State 1974–77
Ribble, Loran (G), Hardin-Simmons 1933
Sikahema, Vai (RB/KR), Brigham Young 1986–90
Sloan, Dwight, (QB), Arkansas 1938
Stephens-Howling, LaRod (RB), Pittsburgh 2009–
Szot, Walt (T), Bucknell 1946–48
Thornton, Bill (RB), Nebraska ..... 1963–65, '67
Vesser, John (E), Idaho (also wore #10, 28) ..... 1927, '30–31
Withrow, Cal (C), Kentucky 1974

37

Allen, Jeff (DB), Iowa State 1971
Brown, Hardy (LB), Tulsa 1956
Centers, Larry (RB), Stephen F. Austin 1990–98
Considine, Sean (S), Iowa 2011
Cowan, Larry (RB), Jackson State 1987
Fischer, Pat (DB), Nebraska 1961–67
Geri, Joe (B), Georgia 1952
Goodman, Don (RB), Cincinnati (also wore #40) 1987
Greene, Ken (DB), Washington State 1978–82
Guidry, Kevin (CB), Louisiana State 1989
Jones, Tony (DB), Syracuse (also wore #26) 1995
King, Emmett (B), None 1954
Lach, Steve (B), Duke 1942
Mayes, Adrian (SS), Louisiana State 2004–05
Milligan, Hanik (SS), Houston 2006
Moore, Ricky (FB), Alabama 1988
Owens, Marv (WR), San Diego State 1973
Paul, Don (DB/HB), Washington State (also wore #22) 1950–53
Philpott, Dean (B), Fresno State 1958
Rose, Gene (DB), Wisconsin (also wore #38) 1929–32
Schwall, Vic (B), Northwestern (also wore #89) 1947–50
Self, Clarence (B), Wisconsin 1949
Spinks, Jack (G), Alcorn A&M 1953
Stewart, Vaughan (C), Alabama 1943
Wilson, Mike (DB), Western Illinois 1969
Woodeshick, Tom (RB), West Virginia 1972

38

Burns, Leon (RB), California State-Long Beach 1972
Carter, Dyshod (CB), Kansas State (also wore #22 and #35) 2004
Crass, Bill (B), Louisiana State 1937
Dunstan, Elwyn (T), Portland 1938–39
Harris, Kenny (DB), North Carolina State 1997
Nelson, Lee (S), Florida State 1976–86
Rose, Gene (DB), Wisconsin (also wore #37) 1929–32
Sabados, Andy (G), Citadel 1939–40
Scales, Hurles (DB), North Texas State 1974
Shook, Fred (C), Texas Christian 1941
Triplett, Bill (RB), Miami (O.) ..... 1962–63, '65–66
Zordich, Michael (S), Penn State 1989–93

39

Belden, Charles (B), St. Mary's (Calif.) (also wore #25) 1929–31
Bronson, John (TE/FB) Penn State (also wore #85) 2005–06
Curcillo, Tony (B), Ohio State 1953
DeCorrevant, Bill (B), Northwestern 1947–48
Drulis, Al (B), Temple 1945–46
Edwards, Cid (RB), Tennessee State 1968–71

Harrell, Willard (RB), Pacific 1978–84
Henesey, Brian (RB), Bucknell 1994
Johnson, Johnny (RB), San Jose State 1990–92
McKinley, Dennis (FB), Mississippi State 1999–2002
Perko, John (G), Minnesota 1944
Richardson, C.J. (DB), Miami (Fla.) 1995
Sargent, Broderick (RB), Baylor 1986–87

40 (Retired)

Adams, Michael (CB), Arkansas State 1989
Bredde, Bill (B), Oklahoma A&M 1954
Conrad, Bobby Joe (FL), Texas A&M 1960–68
Crow, Lindon (DB), Southern California 1955–57
Fisher, Ev (B), Santa Clara (also wore #10) 1938–39
Gay, Bill (B), Notre Dame 1951–52
Goodman, Don (RB), Cincinnati (also wore #37) 1987
Greene, Doug (DB), Texas A&I 1978
Love, Randy (RB), Houston 1979–85
Massey, Robert (DB), North Carolina Central 1991–93
Masters, Walt (QB), Pennsylvania (also wore #35) 1943–44
Moore, Derrick (RB), Northeastern State (Okla.) 1996–97
Moynihan, Tim (C), Notre Dame (also wore #11) 1932–33
Norman, Bob (C), None 1945
Popovich, John (B), St. Vincent 1944
Rankin, Walt (B), Texas Tech (also wore #28, 42, 63) ..... 1941, '43, '45–47
Sarringhaus, Paul (B), Ohio State 1946
Smith, Bill (E), Washington 1934–39
Tillman, Pat (S), Arizona State
(honored with number retirement) 1998–2001
Triplett, Wally (B), Penn State 1952–53
Washington, Eric (DB), Texas-El Paso 1972–73
Yarr, Tom (C), Notre Dame 1933

41

Abdullah, Hamza (S), Washington State (also wore #21, 23) ... 2009–
Bedford, Vance (CB), Texas 1982
Bova, Tony (E), St. Francis 1944
Carter, Carl (CB), Texas Tech 1986–89
Carter, Willie (B), Tennessee State 1953
Curry, Clarence (CB), Villanova 2004
Daanen, Jerry (WR), Miami (Fla.) (also wore #31) 1968–70
Dewell, Bill (E), Southern Methodist (also wore #7) ..... 1940–41, '45–49
Duren, Clarence (S), California 1973–76
Ghersanich, Vernon (G), Auburn 1943
Hill, James (DB), Sam Houston State 1960–64
Lucas, Justin (DB), Abilene Christian 1999–2003
Murphy, Tom (B), Arkansas 1934
Polsfoot, Fran (E), Washington State 1950–52
Provost, Ted (DB), Ohio State 1971
Rogge, George (E), Iowa 1931–33
Sarboe, Phil (B), Washington State 1934–36
Shenefelt, Paul (T), Manchester 1934–35
Thomas, Jim (G), Oklahoma 1939–40
Wheeler, Ernie (B), North Dakota State ..... 1939, '42
Wright, Nate (DB), San Diego State 1969–70

42

Booty, John (DB), Texas Christian 1993
Detwiler, Chuck (S), Utah State 1973
Dove, Bob (E), Notre Dame 1948–53
Duggan, Gil (T), Oklahoma (also wore #60, 64) ..... 1942–43, '45
Goldberg, Marshall "Biggie" (B/DB), Pittsburgh .... 1939–40, '46–48
(also wore #73, 99)
Hodgins, James (FB), San Jose State 2003–05
Holt, Terrence (FS), North Carolina State 2007
Horstmann, Roy (B), Purdue (also wore #21) 1934
Ivy, Frank (Pop), (E), Oklahoma (also wore #7, 51) .... 1940–42, '45–47
Johnson, Bobby (DB), Texas 1985–86
Lassiter, Kwamie (DB), Kansas 1995–02
Lofton, Steve (DB), Texas A&M (also wore #28) 1991–93
Preston, John (SS), Central State (Okla.) 1987
Rankin, Walt (B), Texas Tech (also wore #28, 40, 63) ... 1941, '43, '45–47
Sanders, Lonnie (DB), Michigan State 1968–69
Thompson, Norm (DB), Utah (also wore #43) 1971–76
Wicks, Bob (WR), Utah State 1972
Williams, Herb (DB), Southern 1981–82
Williams, Jake (T), Texas Christian (also wore #42) 1929–33
Wilson, Bill (E), Gonzaga 1935–37
Woodson, Abe (DB), Illinois 1965–66

43

Anderson, Stevie (WR), Grambling State (also wore #82) 1995–96
Bayless, Martin (DB), Bowling Green 1984
Busler, Ray (T), Marquette (also wore #97) ..... 1940–41, '45
Carpenter, Steve (DB), Western Illinois 1981
Darby, Matt (S), UCLA 1996–97
Duggins, George (E), Purdue (also wore #35) 1934
Kassel, Charles (E), Illinois (also wore #12) 1929–33
Montgomery, Bill (B), Louisiana State 1946
Nichelini, Al (B), St. Mary's (Calif.) 1935–36
Plummer, Tony (DB), Pacific 1970
Robnett, Marshall (G), Texas A&M (also wore #21) ..... 1943, '45
Sauls, Mac (DB), Southwest Texas State 1968–69
Thompson, Norm (DB), Utah (also wore #42) 1971–76
Young, Lonnie (FS), Michigan State 1985–90

44

Anderson, Donny (RB), Texas Tech 1972–74
Baker, Tony (RB), East Carolina 1989
Balasz, Frank (B), Iowa (also wore #36) ..... 1941, '45
Barry, Paul (B), Tulsa 1954
Baxter, Jarrod FB), New Mexico 2005
Bradley, Hal (E), Elon 1938–39
Brim, Michael (CB), Virginia Union 1988
Christman, Paul (QB), Missouri (also wore #15) 1945–49
Collier, Tim (CB), East Texas State 1980–81
Crow, John David (RB), Texas A&M 1958–64
Franklin, George (RB), Texas A&I 1977–78
Gasparella, Joe (B), Notre Dame 1951
Gilliam, John (WR), South Carolina State 1969–71
Graham, Al (G), None 1932–33
Johnson, D.J. (DB), Kentucky 1996
Karras, John (B), Illinois 1952
Longo, Tom (DB), Notre Dame 1971
Mann, Dave (B), Oregon State 1955–57
McCleskey, J.J. (DB), Tennessee 1996–00
McDonnell, Mickey (B), None (also wore #29) 1925–30
Nevers, Ernie (B), Stanford (also wore #11) 1929–31
Samuels, Terry (TE), Kentucky (also wore #89) 1994–95
Schable, A.J. (FB), South Dakota (also wore #96) 2006
Smith, Wayne (CB), Purdue 1982–86
Stone, Michael (CB), Memphis 2001–04
Swistowicz, Mike (B), Notre Dame 1950
Volok, Bill (G), Tulsa 1934–39
Woolsey, Rolly (DB), Boise State 1978

45

Aldridge, Melvin (S), Murray State 1995
Booth, Clarence (T), Southern Methodist 1943
Carr, Lydell (FB), Oklahoma 1989
Deskin, Versil (E), Drake (also wore #32) 1935–39
Driskill, Joseph (DB), Northeast Louisiana 1960–61
Durko, John (E), Albright 1945
Fuller, Larry (B), None 1945
Hanson, Homer (G), Kansas State 1935–36
Hill, Renaldo (CB), Michigan State (also wore #21) 2001–04
Hoey, George (DB), Michigan 1971
Kichefski, Walt (E), Miami (Fla.) 1944
Maui'a, Reagan (FB), Hawaii 2010–11
McNally, Frank (C), St. Mary's (Calif.) 1931–34
Schwenk, Wilson (B), Washington (Mo.) 1942
Silvestri, Carl (DB), Wisconsin 1965
Smith, Cedric (FB), Florida 1996–98
Smith, Leonard (DB), McNeese State 1983–88
Smith, Perry (DB), Colorado State 1977–79
Smith, Terrelle (FB), Arizona State 2007–08
Tolbert, Jim (S), Lincoln (Mo.) 1973–75
Ucovich, Mitch (T), San Jose State 1945
Williams, Bobby (DB), Central State (Okla.) 1966–67

46

Alexander, Brent (DB), Tennessee State 1994–97
Babartsky, Al (T), Fordham (also wore #18, 24) .... 1938–39, '41–42
Bessillieu, Don (S), Georgia Tech 1982
Castille, Tim (FB), Alabama 2007–08
Dugan, Len (C), Wichita (also wore #27, 48) 1937–39
Eckl, Bob (T), Wisconsin (also wore #25) 1945
Handler, Phil (G), Texas Christian (also wore #26, 46) 1930–36
Heflin, Victor (DB), Delaware State 1983
Johnson, Charles (DB), Grambling 1981
Johnson, Paris (DB), Miami (O.). 1999
Lee, Jeff (WR), Nebraska 1980
Marotti, Lou (G), Toledo (also wore #64, 77) 1943–45
McDonald, Tim (SS), Southern California 1987–92
Mikulak, Mike (B), Oregon (also wore #48) 1934–36
Pearson, Bert (C), Kansas State 1935–36
Rue, Joshua (FB), Duquesne 2003–04
Seno, Frank (B), George Washington (also wore #54) 1945–46
Severson, Jeff (CB), Long Beach State 1976–77
Smith, Alfonso (RB), Kentucky 2010–
Spencer, Maurice (DB), North Carolina Central 1974
Wright, Charles (CB), Tulsa 1987

47

Bausch, Jim (B), Kansas 1933
Campana, Al (B), Youngstown State 1953

Conley, Steve (LB), Kansas 1972
Cuppoletti, Bree (G), Oregon 1934–38
Douds, Forrest (T), Washington & Jefferson 1932
Francisco, Aaron (S), Brigham Young 2005–08
Gordon, Bob (B), Tennessee 1958
Hambrick, Troy (RB), Savannah State 2004
Hogue, Murrell (T), Centenary 1929
Kinek, George (B), Tulane 1954
Lee, Bobby (E), Minnesota 1968
Mack, Cedric (DB), Baylor 1983–90
Morgan, Don (DB), Nevada-Reno 2002
Nesbitt, Dick (B), Drake (also wore #28) 1933
Parker, Joe (E), Texas (also wore #81) 1946–47
Popa, Eli (B), Illinois 1952
Slater, Fred (T), Iowa (also wore #14, 91) 1926–31
Younger, Jordan (DB), Connecticut 2000

48

Aldrich, Ki (C), Texas Christian ..... 1939–40, '43
Atkins, Robert (DB), Grambling 1968–69
Baynham, Craig (RB), Georgia Tech 1972
Bergerson, Gil (T), Oregon State 1933
Davis, Dexter (DB), Clemson (also wore #21) 1991–93
Dugan, Len (C), Wichita (also wore #27, 46) 1937–39
Fiske, Max (B), DePaul 1937
Hayes, Jarius (TE), North Alabama (also wore #89) ..... 1996, '98
Henry, Steve (DB), Emporia State 1979–80
Hill, Irv (B), Trinity (Tex.) 1931–32
Hodel, Nathan (LS), Illinois 2001–08
Hoel, Bob (G), Pittsburgh 1937–38
Johnson, Jerome (FB), Nevada 2010
McBride, Oscar (TE), Notre Dame (also wore #87) 1995–96
Mikulak, Mike (B), Oregon (also wore #46) 1934–36
Morrow, Bob (G), Illinois Wesleyan 1941–43
Phillips, Reggie (CB), Southern Methodist 1988
Poole, Jim (E), Mississippi 1945
Schultz, Eberle (G), Oregon State 1944
Schwartz, Don (DB), Washington State 1981
Strausbaugh, Jim (B), Ohio State 1946
Washington, Lionel (DB), Tulane 1983–86

49

Barni, Roy (B), San Francisco 1952–53
Bernardi, Frank (B), Colorado 1955–57
Burson, Jim (DB), Auburn 1963–67
Diamond, Lorenzo (TE), Auburn 2003–04
Eikenberg, Charles (QB), Rice 1948
Fann, Chad (TE), Florida A&M (also wore #86) 1993–95
Hackbart, Dale (DB), Wisconsin 1971–72
Hart, Lawrence (TE), Southern 2001
Huffman, Frank (G), Marshall 1939–41
Isaacson, Ted (T), Washington 1934–35
Johnson, Rashad (S), Alabama 2009–
Kiesling, Walt (G), St. Thomas (Minn.) (also wore #18, 19) 1929–33
Lasker, Greg (FS), Arkansas 1988
Maddock, Bob (G), Notre Dame (also wore #68) ..... 1942, '46
Noga, Niko (LB), Hawaii (also wore #57) 1984–88
Reynolds, Bill (B), Mississippi 1945
Robinson, Jack (T), Northeast Missouri State 1936–37
Spence, Julian (B), Sam Houston State 1956
Thurbon, Bob (B), Pittsburgh 1944
Tinsley, Gaynell (E), Louisiana State (also wore #11, 31) ..... 1937–38, '40
Wagstaff, Jim (B), Idaho State 1959
West, William (DB), Oregon 1960–61

50

Alford, Mike (C), Auburn 1965
Beauchamp, Al (LB), Southern 1976
Brown, Cody (LB), Connecticut (also wore #52) 2009
Boyette, Garland (LB), Grambling State 1962–63
Cantor, Leo (B), UCLA (also wore #82) 1945
Coomer, Joe (T), Stephen F. Austin 1947–49
Field, Doak (LB), Baylor 1982
Gillis, Don (C), Rice 1958–61
Harris, Bob (LB), Auburn 1983–85
Hartle, Greg (LB), Newberry (S.C.) 1974–76
Jarostchuk, Ilia (LB), N. Hampshire ..... 1987–88, '89
Jennings, John (T), Ohio State (also wore #70) 1950–57
Johnson, Al (C), Wisconsin 2007–08
Maeda, Chet (B), Colorado A&M 1946
McCombs, Tony (LB), Eastern Kentucky 1997–98
McIntyre, Jeff (LB), Arizona State 1980
Merritt, David (LB), North Carolina State 1993–95
Mulligan, Wayne (C), Clemson 1969–73
Nunn, Freddie Joe (DE), Mississippi (also wore #58, 78) 1985–93
Puki, Craig (LB), Tennessee 1982
Putman, Earl (C), Arizona State 1957
Robinson, Jeroy (LB), Texas A&M 1990
Schofield, O'Brien (LB), Wisconsin 2010–
Simmons, John (C), Detroit 1951–56
Starkey, Jason (C), Marshall 2000–03
Towns, Lester (LB), Washington 2005
Watt, Walt (B), Miami (Fla.) 1945
Wukits, Al (C), Duquesne 1944

51

Allerman, Kurt (LB), Penn State ..... 1977–80, '82–84
Bates, Theodore (LB), Oregon State (also wore #81) 1960–62
Blackstock, Darryl (LB), Virginia (also wore #55) 2005–07
Brahaney, Tom (C), Oklahoma 1973–81
Burton, Ron (LB), North Carolina 1989
Chilton, Gene (C), Texas (also wore #58) 1986–87
Christenson, Marty (B), Minnesota 1940
Cobbins, Lyron (LB), Notre Dame 1997
Darling, James (LB), Washington State 2003–06
Eggers, Doug (LB), South Dakota State 1958
Faulk, Trev (LB), Louisiana State (also wore #54) 2002–03
Gill, Randy (LB), San Jose State 1978
Hunley, Ricky (LB), Arizona 1988
Ivy, Frank (Pop), (E), Oklahoma (also wore #7, 42) ..... 1940–42, '45–47
Jones, Greg (LB), Colorado (also wore #59) 2002
Kasperek, Dick (C), Iowa State 1966–68
Lenon, Paris (LB), Richmond 2010–
Lewis, Bill (C), Nebraska 1990–92
Liebel, Frank (E), Norwich 1948
Mertes, Bernard (B), Iowa 1945
Monaco, Rob (C), Vanderbilt 1985
Olerich, Dave (LB), San Francisco 1969–70
Radecic, Keith (C), Penn State 1987
Rucinski, Ed (E), Indiana (also wore #19) 1943–46
Ruether, Mike (C), Texas 1986–87
Rutledge, Johnny (LB), Florida (also wore #58) 1999–02
Sanford, Leo (C), Louisiana Tech (also wore #73) 1951–57
Shanks, Simon (LB), Coahoma J.C. (Miss.) 1995
Togafau, Pago (LB), Idaho State 2008–09
Wham, Tom (E), Furman 1949–51
White, Ray (LB), Syracuse (also wore #55) 1975–76

52

Baker, Charles (LB), New Mexico 1980–87
Beisel, Monty (LB), Kansas State (also wore #50) ..... 2006–08, '09
Bradley, Stewart (LB), Nebraska 2011–
Caldwell, Mike (LB), Middle Tennessee State 1997
Clancy, Sean (LB), Amherst 1979–80
Fisher, Levar (LB), North Carolina State 2002–04
Kirk, Randy (LB), San Diego State (also wore #57) ..... 1989, '94–95
Leasy, Wesley (LB), Mississippi State 1995–96
LeVeck, Jack (LB), Ohio 1973–74
McDonald, Mike (LB), Catawba 1976
McGraw, Mike (LB), Wyoming 1976
Mitchell, Lance (LB), Oklahoma 2005
Obiozor, Cyril (LB), Texas A&M 2010
O'Brian, Dave (G), Boston College 1966–67
Ogle, Rick (LB), Colorado 1971
Rushing, Marion (LB), Southern Illinois ..... 1959, '62–65
Small, Jessie (LB), Eastern Kentucky 1992
Walz, Zack (LB), Dartmouth 1998–2001
Washington, Chris (LB), Iowa State 1990
Wright, Willie (TE/H-B), Wyoming (also wore #80) 1992

53

Cain, Jim (E), Alabama 1949
Campbell, Bill (G), Oklahoma (also wore #21) 1945–49
Davis, Wayne (LB), Alabama 1987–88
Faust, George (B), Minnesota 1939
Fritsch, Ernest (C), Detroit 1960
Haggans, Clark (LB), Colorado State 2008–
Jankovich, Keever (E), Pacific (also wore #81) 1953
Jax, Garth (LB), Florida State 1989–95
Keys, Isaac (LB), Morehouse 2004–06
Klimek, Tony (E), Illinois (also wore #61) 1951–52
Maddox, Mark (LB), Northern Michigan 1998–00
Magulick, George (B), St. Francis 1944
Neils, Steve (LB), Minnesota 1974–80
Rivers, Jamie (LB), Bowling Green 1968–73
Shaffer, Craig (LB), Indiana State 1982–84
Simmons, Dave (LB), Georgia Tech 1965–66
Tubbs, Jerry (LB), Oklahoma 1957–58
Young, Michael (LB), Illinois 2001–03

54

Banks, Tom (C), Auburn 1971–80
Braxton, David (LB), Wake Forest 1990–93
Coppage, Al (E), Oklahoma 1940–42
Currivan, Don (E), Boston College (also wore #18) 1943
Faulk, Trev (LB), Louisiana State (also wore #51) 2002

Graham, Aaron (C), Nebraska 1996–99
Hardy, Darryl (LB), Tennessee 1994–95
Hayes, Gerald (LB), Pittsburgh 2003–10
Junior, E.J. (LB), Alabama 1981–88
McKenzie, Reggie (LB), Tennessee 1989
Pierce, Don (C), Kansas 1943
Sanyika, Sékou (LB), California 2000–01
Seno, Frank (B), George Washington (also wore #46) 1945–46
Wheeler, Ted (G), West Texas State 1967–68

55

Bagdon, Ed (G), Michigan State 1950–51
Bell, Anthony (LB), Michigan State 1986–90
Blackstock, Darryl (LB), Virginia (also wore #51) 2005–07
Bradley, Dave (G), Penn State 1972
Colhouer, Jake (G), Oklahoma A&M 1946–48
Davis, Billy (DB), Clemson 1984
Ellzey, Charles (C), Southern Mississippi 1960–61
Goode, Irv (G/C), Kentucky 1962–71
Griffin, Bob (C/G), Arkansas 1961
Jones, Jock (LB), Virginia Tech 1991–93
Koegel, Warren (G), Penn State 1973
LaBoy, Travis (LB), Hawaii 2008
Marshall, Wilber (LB), Florida 1994
McDonald, Devon (LB), Notre Dame 1996
Okobi, Chukky (C) Purdue 2007
Oliver, Vince (QB), Indiana 1945
Porter, Joey (LB), Colorado State 2010–11
Robbins, John (B), Arkansas 1938–39
Sapp, Patrick (LB), Clemson 1998–99
Spradlin, Danny (LB), Tennessee 1985
Thompson, Ray (LB), Tennessee 2000–04
West, Stan (G), Oklahoma 1956–57
Whitaker, Bill (DB), Missouri 1983–84
White, Ray (LB), Syracuse (also wore #51) 1975–76
Williams, Eric (LB), Southern California 1977–82

56

Bradley, Melvin (LB), Arkansas 1999
DiBernardo, Rick (LB), Notre Dame 1986
Harvey, Ken (LB), California 1988–93
Healy, Chip (LB), Vanderbilt 1969–70
Irving, Terry (LB), McNeese State 1994–98
Kearney, Tim. (LB), Northern Michigan 1976–81
Klumb, John (E), Washington State (also wore #3) 1939–40
McDonough, Coley (B), Dayton ..... 1939, '44
McGill, Mike (LB), Notre Dame 1971–72
Okeafor, Chike (DE/LB), Purdue 2005–09
Scott, Carlos (C), Texas-El Paso 1983–85
Walker, Reggie (LB), Kansas State (also wore #55) 2009–
Williams, Rex (C), Texas Tech 1940
Woods, LeVar (LB), Iowa 2001–04

57

Arneson, Mark (LB), Arizona 1972–80
Blackburn, Bill (C), Rice 1946–50
Brettschneider, Carl (LB), Iowa State 1956–59
Davis, Bill (T), Texas Tech 1940–41
Eliopulos, Jim (LB), Wyoming 1983
Gatewood, Curtis (LB), Vanderbilt 2010
Gillen, John (LB), Illinois 1981–82
Groom, Jerry (C), Notre Dame 1951–55
Hobson, Victor (LB), Michigan 2008
Holloway, David (LB), Maryland 2007
Huff, Orlando (LB), Fresno State 2005–06
Kauahi, Kani (C), Hawaii ..... 1989–91, '93
Kirk, Randy (LB), San Diego State (also wore #52) ..... 1989, '94–95
McKinnon, Ronald (LB), North Alabama 1996–04
Noga, Niko (LB), Hawaii (also wore 49) 1984–88
Noga, Peter (LB), Hawaii 1987
Parish, Don (LB), Stanford 1970–72
Parlavecchio, Chet (LB), Penn State 1983
Strofolino, Mike (LB), Villanova 1966–68

58

Ahrens, Dave (LB), Wisconsin 1981–84
Barefield, John (LB), Texas A&I 1978–80
Black, Tim (LB), Baylor 1977
Chilton, Gene (C), Texas (also wore #51) 1986–87
Dansby, Karlos (LB), Auburn 2004–09
Folston, James (LB), Northeast Louisiana 1999–2001
Hill, Eric (LB), Louisiana State 1989–97
Mack, Terrence (LB), Clemson 1987
Miller, Terry (LB), Illinois 1971–74
Nunn, Freddie Joe (DE), Mississippi (also wore #50, 78) 1985–93
Rutledge, Johnny (LB), Florida (also wore #51) 1999–02
Seabron, Thomas (LB), Michigan 1980
Tonelli, Mario "Motts" (B), Notre Dame (also wore #99) ..... 1940, '45
Washington, Daryl (LB), TCU 2010–

59

Barnes, Pete (LB), Southern 1973–75
Bavaro, David (LB), Syracuse 1990
Clark, Ernie (LB), Michigan State 1968
Cunningham, Ed (C), Washington (also wore #79) 1992–95
Davis, Paul (LB), North Carolina 1983
Davis, Will (LB), Illinois 2009–10
Favron, Calvin (LB), Southeast Louisiana 1979–82
Forney, Phil (LB), East Tennessee State 1987
Fredrickson, Rob (LB), Michigan State 1999–02
Gersbach, Carl (LB), West Chester State 1976
Howard, Thomas (LB), Texas Tech 1984–85
Joe, Leon (LB), Maryland 2004
Johnson, Brandon (LB) Louisville 2006–07
Johnson, Eric (LB), Nebraska 2005
Jones, Greg (LB), Colorado (also wore #51) 2002
Jones, Tyrone (LB), Southern 1988
Joyner, Seth (LB), Texas-El Paso 1994–96
Kellum, Marv (LB), Wichita State 1977
Lyman, Jeff (LB), Brigham Young 1972
Townsend, Curtis (LB), Arkansas 1978
Williams, Brandon (LB), Texas Tech 2011–

60

Alvord, Steve (DT), Washington 1987–88
Baker, Al (DE), Colorado State 1983–86
Burke, Thomas (DE), Wisconsin (also wore #95) 1999–02
Cotton, Barney (G), Nebraska 1980–82
Dobler, Conrad (G), Wyoming (also wore 66) 1972–77
Duggan, Gil (T), Oklahoma (also wore #42, 64) ..... 1942–43, '45
Finnie, Roger (T), Florida A&M 1973–78
Foster, Ralph (T), Oklahoma A&M (also wore #9, 64, 77) 1945–46
German, Jim (B), Centre 1940
Gruttadauria, Mike (C), Central Florida 2000–02
Hargrove, Jim (LB), Howard Payne 1971–72
Kellogg, Bob (B), Northeast Louisiana/Tulane 1940
Leckey, Nick (C), Kansas State 2004–06
Meggysey, Dave (LB), Syracuse 1963–69
Polofsky, Gordon, (G), Tennessee 1952–54
Redmon, Anthony (G), Auburn 1994–97
Shaw, Bob (E), Ohio State 1950
Thompson, Harry (G), UCLA 1955
Williams, Willie (T), Louisiana State (also wore #96) 1990–92

61

Allison, Henry (T), San Diego State 1975–77
Audick, Dan (G), Hawaii ..... 1977, '83
Borum, Jarvis (T), North Carolina State 2001–02
Brown, Chuck (C/G), Houston 1979–80
Brown, Elton (G/T), Virginia 2005–08
Coder, Ron (G), Penn State 1980–81
Day, Thomas (G), North Carolina A&T 1960
DeMarco, Bob (G/C), Dayton 1961–69
Floyd, Eric (G), Auburn (also wore #69) 1995
Garlich, Chris (LB), Missouri 1979
Klimek, Tony (E), Illinois (also wore #53) 1951–52
Leahy, Ryan (OL), Notre Dame 1997
McCoy, Tony (DT), Florida 2000
Ravensburg, Bob (E), Indiana 1948–49
Smith, Lance (G), Louisiana State 1985–93
Suminski, Dave (G), Wisconsin 1953
Trippi, Charley (B), Georgia (also wore #2) 1947–55
Wallner, Fred (G), Notre Dame (also wore #18, 68) ..... 1951–52, '54–55

62

Bertagnolli, Libero (G), Washington (Mo.) (also wore #66) ..... 1942, '45
Brennan, MIke (G), Notre Dame 1991
Brown, Ray (T), Arkansas State 1986–88
Butz, Dave (DE), Purdue 1973–74
Claxton, Ben (C), Mississippi 2009–10
Coleman, Ben (T/G), Wake Forest 1993–95
Cook, Michael (T), Boston College 2001
Devlin, Mike (C), Iowa 1996–99
Dittrich, John (G), Wisconsin 1956
Imhof, Martin (DE), San Diego State (also wore #82) 1972
Kehr, Rick (G), Carthage 1982
Lynch, Shawn (C), Duke (also wore #65) 2005
Markham, Dale (T), North Dakota 1981
Meinert, Dale (LB), Oklahoma State 1958–67
Rexer, Freeman (E), Tulane (also wore #17, 63) ..... 1943, '45
Stokes, Lee (C), Centenary 1943
Trippi, Charley (B), Georgia (also wore #2) 1947–55
Wortman, Keith (G), Nebraska 1976–81
Wright, Steve (T), Alabama 1972
Zandofsky, Mike (G), Washington 1989

63

Bankston, Michael (DL), Sam Houston State 1992–97
Criswell, Kirby (DE), Kansas 1980–81
Cunningham, Eric (G), Penn State 1980
Echols, Fate (T), Northwestern 1962–63
Fleming, Antonio (G), Georgia 1998
Garcia, Frank (G/C), Washington 2003
George, Steve (DT), Houston 1974
Liwienski, Chris (G/T), Indiana 2006
McGee, Michael (G), Duke 1960–62
Memmelaar, Dale (G), Wyoming (also wore #71) 1960–61
Conoly, Bill (G), Texas 1946
Rankin, Walt (B), Texas Tech (also wore #28, 40, 42) ..... 1941, '43, '45–47
Rexer, Freeman (E), Tulane (also wore #17, 62) ..... 1943, '45
Robbins, Tootie (T), East Carolina 1982–91
Sendlein, Lyle (C), Texas 2007–
Shirk, John (E), Oklahoma 1940
Turner, Herschel (G/T), Kentucky 1964–65
Williams, Clyde (T), Southern 1967–71
Zimny, Bob (T), Indiana (also wore #63) 1945–49
Zook, John (DE), Kansas 1976–79

64

Clark, Randy (C), Northern Illinois 1980–86
Cunningham, Rick (T), Texas A&M 1992–94
Davidds-Garrido, Norberto (T), Southern California 1990
Dexter, James (T), South Carolina 1996–99
Duggan, Gil (T), Oklahoma (also wore #42, 60) ..... 1942–43, '45
Dukes, Jamie (C), Florida State 1995
Ebli, Ray (E), Notre Dame 1942
Foster, Ralph (T), Oklahoma A&M (also wore #9, 60, 77) 1945–46
Grace, Steve (C), Arizona 2002–03
Gray, Ken (G), Howard Payne 1958–69
Haayer, Adam (G/T), Minnesota 2005
Hartshorn, Larry (G), Kansas State 1955
Hogland, Doug (G), Oregon State 1956–58
Lipinski, Jim (T), Fairmont State 1950
Loepfe, Dick (T), Wisconsin 1948–49
Marotti, Lou (G), Toledo (also wore #46, 77) 1943–45
McDermott, Lloyd (T), Kentucky 1950–51
Nix, John (DT) Southern Mississippi 2004
Peat, Todd (G), Northern Illinois 1987–89
Peters, Scott (C), Arizona State 2008
Rhea, Floyd (G), Oregon 1943
Sikora, Mike (G), Oregon 1952
Speegle, Cliff (C), Oklahoma (also wore #23) 1945
Watford, Gerry (E), Alabama 1953–54
Young, Bob (G), Howard Payne 1972–79

65

Bilbo, Jon (T), Mississippi (also wore #85) 1938–39
Brooks, Jonathan (LB), Clemson 1980
Clement, Anthony (T), Southwestern Louisiana 1998–04
Crum, Bob (DE), Arizona 1974
Dye, Ernest (G), South Carolina (also wore #75) 1993–96
Galloway, David (DT), Florida 1982–89
Hatley, John (G), Sul Ross State 1954–55
Hauser, Art (G), Xavier 1959
Husmann, Ed (G), Nebraska (also wore #66) ..... 1953, '56–59
Hutchison, Chuck (G), Ohio State 1970–72
Lynch, Shawn (C), Duke (also wore #62) 2005
Marcontell, Ed (G), Lamar 1967
Mullen, Tom (G), Southwest Missouri State 1978
Oates, Brad (T), Brigham Young ..... 1976–77, '79–80
Rabold, Michael (G), Indiana 1960
Redmond, Thomas (DE), Vanderbilt (also wore #66) 1960–65

66

Bertagnolli, Libero (G), Washington (Mo.) (also wore #62) ..... 1942, '45
Brooks, Ethan (T), Williams (Mass.) 2000
Cheatham, Lloyd (QB), Auburn (also wore #33) 1942
Collins, George (C), Georgia 1978–82
Dardar, Ramsey (DT), Louisiana State 1983–84
Dawson, Doug (G), Texas 1984–86
Dobler, Conrad (G), Wyoming (also wore #60) 1972–77
Doolan, John (B), Georgetown 1947–48
Enich, Steve (G), Marquette 1945
Faneca, Alan (G), LSU 2010
Gray, Cecil (G/T), North Carolina 1995
Grigas, John (B), Holy Cross 1943–44
Hennessey, Jerry (E), Santa Clara 1950–51
Houser, John (G/T), Redlands 1963
Husmann, Ed (G), Nebraska (also wore #65) ..... 1953, '56–59
Jonassen, Eric (G), Bloomsburg (Pa.) 1996–97
Kendall, Pete (G), Boston College 2001–03
LaHood, Mike (G), Wyoming 1970
Lipostad, Ed (G), Wake Forest 1952
McDole, Roland (DE), Nebraska 1961
Neacy, Clem (E), Colgate 1928
Popovich, Milt (B), Montana (also wore #77) 1938–42
Redmond, Thomas (DE), Vanderbilt (also wore #65) 1960–65
Reuber, Alan (G), Texas A&M 2004–05
Sortun, Rick (G), Washington 1964–69
Wahler, Jim (DT), UCLA 1989–92
Welter, Tom (G/T), Nebraska 1987

67

Acker, Bill (DT), Texas 1980–81
Allton, Joe (T), Oklahoma ..... 1942, '44
Badger, Brad (G), Stanford 2007
Brown, Milford (G) Florida State 2006
Clatt, Corwin (B), Notre Dame 1948–49
Dishman, Chris (G), Nebraska 1997–2003
Esser, Clarence (E), Wisconsin 1947
Johnson, Herman (G/T), Louisiana State 2009
Konovsky, Bob (G), Wisconsin 1956–58
Love, Duval (G), UCLA 1995–96
Pasquale, Ron (G), Akron 1987
Sharpe, Luis (T), UCLA ..... 1982–84, '85–94
Smith, Antonio (DE), Oklahoma State (also wore #94) 2004–08
Stallings, Larry (LB), Georgia Tech 1963–76
Svoboda, Bill (LB), Tulane (also wore #68) 1950–53
Young, D.J. (T), Michigan State 2011–

68

Andros, Plato (G), Oklahoma 1947–50
Chickillo, Nick (G), Miami (Fla.) 1953
Dickson, Paul (DT), Baylor 1971
Ellington, Dante (T), Alabama 2005
Lange, Bill (G), Dayton 1954–55
Maddock, Bob (G), Notre Dame (also wore #49) ..... 1942, '46
McQuarters, Ed (DT), Oklahoma State 1965
Monfort, Avery (B), New Mexico 1941
Morris, Mike (G), Northeast Missouri State 1987–88
Roy, Frank (G), Utah 1966
Scott, Yusuf (G), Arizona 1999–2001
Siwek, Mike (DT), Western Michigan 1970
Stieve, Terry (G), Wisconsin 1978–84
Svoboda, Bill (LB), Tulane (also wore #67) 1950–53
Vallejo, Elliot (T), Cal-Davis 2008
Vatterott, Charles (T), Southwest Texas State 1987
Wallner, Fred (G), Notre Dame (also wore #18, 61) ..... 1951–52, '54–55
Wolf, Joe (T/G), Boston College 1989–97
Wragge, Tony (G), New Mexico State 2002–03

69

Apolskis, Ray (T), Marquette (also wore #26, 75) ..... 1941–42, '45–50
Bienermann, Tom (E), Drake (also wore #82) 1951–56
Brown, Rush (DT), Ball State 1980–83
Burnett, Victor (DE), Fresno State (also wore #95) 1987
Cantu, Rolando (G), ITESM Monterrey 2005–06
DeGraffenreid, Allen (OL), Vanderbilt 1997–98
Dorris, Andy (DE), New Mexico State 1973
Duncum, Bobby (T), West Texas State 1968
Floyd, Eric (G), Auburn (also wore #61) 1995
Gandy, Mike (T), Notre Dame 2007–09
Kindle, Greg (T), Tennessee State 1974–75
Moore, Alton (DE), Auburn (also wore #90) 2002
Scotts, Colin (DT), Hawaii 1987–88
Smith, Vernice (G/T), Florida A&M 1989–92
Vander Poel, Mark (T), Colorado 1994
Wager, Clint (E), St. Mary's (Minn.) ..... 1943, '45

70

Baxley, Rob (T), Iowa 1992–93
Bulger, Chet (T), Auburn (also wore #11, 73) ..... 1942–43, '45–49
Bollinger, Brian (G), North Carolina 1994
Brooks, Leo (DE), Texas 1973–76
Clancy, Kendrick (DT), Mississippi 2006
Goldman, Sam (E), Ohio State 1948
Goodspeed, Mark (T), Nebraska 1980
Guynes, Thomas (T), Michigan (also wore #71) 1997–98
Hadnot, Rex (G), Houston 2010–11
Hoffman, John (DE), Hawaii 1972
Jennings, John (T), Ohio State (also wore #50) 1950–57
Kearns, Tom (T), Miami (Fla.) 1946
Kennard, Derek (G), Nevada-Reno (also wore #73) 1986–90
Krueger, Rolf (DE), Texas A&M 1969–71
McCusker, Jim (T), Pittsburgh 1958
Owens, Don (DT), Southern Mississippi 1960–63
Palepoi, Anton (DE), Nevada-Las Vegas 2005
Plunkett, Art (T), Nevada-Las Vegas 1981–84
Ramsey, Knox (G), William & Mary 1950–51
Ross, Pat (C), Boston College 2008
Scott, Lance (C), Utah 1995–96
Shelton, L.J. (T), Eastern Michigan 1999–04

Simons, Keith (DT), Minnesota 1978–79
Taylor, Mike (T), Southern California 1973
Toogood, Charley (G), Nebraska 1957

71

Bostic, Joe (T), Clemson 1979–89
Bowers, Andy (DE), Utah 2001–02
Colledge, Daryn (G), Boise State 2011–
Cross, Bob (T), Stephen F. Austin 1958–59
Dahms, Tom (T), San Diego State 1956
Guynes, Thomas (T), Michigan (also wore #70) 1997–98
Holmes, Lester (G), Jackson State 1998–00
Joyce, Don (T), Tulane (also wore #11) 1951–53
Memmelaar, Dale (G), Wyoming (also wore #63) 1960–61
Reynolds, Bob (T), Bowling Green ..... 1963–71, '73
Richardson, John (DT), UCLA 1972–73
Stepanovich, Alex (C), Ohio State 2004–06
Tafoya, Joe (DE), Arizona 2007
Tharpe, Larry (T), Tennessee State 1995
Tucker, Mark (C), Southern California 1993–94
Upshaw, Marvin (DT), Trinity (Tex.) 1976
Whiting, Teag (G), Brigham Young 2002

72

Burke, Anthony (DT), Minnesota 1987
Daniels, Jerome (G), Northeastern 1997–99
Dierdorf, Dan (G/T), Michigan 1971–83
Dwyer, Nate (DT), Kansas (also wore #95) 2002
Fischer, Bill (T), Notre Dame 1949–53
Fuller, Frank (DT), Kentucky 1959–62
Gorin, Brandon (T) 2006
Issa, Jabari (DE), Washington 2000–01
Johnson, Chuckie (DT), Auburn 1993
Keith, Brandon (T), Northern Iowa 2008–11
King, Kenny (DE), Alabama (also wore #95) 2003–05
Kolodziej, Ross (DT) Wisconsin (also wore #96) 2004–05; 2007
Moore, Brandon (T), Duke 1995
Ralph, Dan (DT), Oregon 1984–85
Saddler, Rod (DT), Texas A&M 1987–91
Silas, Sam (DT), Southern Illinois 1963–67
Ulrich, Charles (T), Illinois 1954–58

73

Barrie, Sebastian (DT), Liberty 1994
Beinor, Ed (E), Notre Dame 1940–41
Bridges, Jeremy (G/T), Southern Mississippi 2004–05, 09–
Bulger, Chet (T), Auburn (also wore #11, 70) ..... 1942–43, '45–49
Culpepper, Edward (G), Alabama 1958–60
Dawson, Mike (DT), Arizona 1976–82
Dill, Scott (T), Memphis State 1988–89
Duda, Mark (DT), Maryland 1983–87
Fanucci, Ledio (T), Fresno State 1954
Goldberg, Marshall "Biggie" (B/DB), Pittsburgh ..... 1939–40, '46–48 (also wore #42, 99)
Hadd, Gary (DT), Minnesota 1989
Higgins, Tom (T), North Carolina 1953
Joyce, Matt (OL), Richmond 1996–00
Kennard, Derek (G), Nevada-Reno (also wore #70) 1986–90
Lunceford, Dave (T), Baylor 1957
May, Mark (G/T), Pittsburgh 1992–93
McMillan, Ernie (T), Illinois 1961–74
Mergen, Mike (T), San Francisco 1952
Nichols, Ham (G), Rice 1947–49
Roundtree, Raleigh (G/T), South Carolina State 2002–03
Sanford, Leo (C), Louisiana Tech (also wore #51) 1951–57
Seibold, Champ (T), Wisconsin 1942
Vanzo, Fred (B), Northwestern 1941
Vincent, Keydrick (G), Mississippi 2007

74

Batiste, D'Anthony (T), Louisiana-Lafayette 2010–
Bergold, Scott (DT), Wisconsin 1985–86
Evans, Scott (DL), Oklahoma 1991
Fina, John (T), Arizona 2002
Heron, Fred (DT), San Jose State 1966–72
Holloway, Randy (DE), Pittsburgh 1984
Kortas, Ken (DT), Louisville 1964
Lee, Oudious (DT), Nebraska 1980
Moten, Mike (DT), Florida 1998–99
Panfil, Kenneth (T), Purdue 1960–62
Pate, Rupert (G), Wake Forest 1940
Patulski, Walt (DE), Notre Dame 1977
Ridgle, Elston (DE), Nevada-Reno 1990
Rudolph, Council (DE), Kentucky State 1973–75
Sebro, Bob (G), Southern California 1982
Selby, Rob (G), Auburn 1995–97
Teeuws, Len (T), Tulane 1954–57
Times, Ken (DT), Southern 1981
Villa, Danny (C/G/T), Arizona State 1992
Wells, Reggie (G/T), Clarion 2003–09

75

Albrecht, Art (T), Wisconsin 1943
Apolskis, Ray (T), Marquette (also wore #26, 69) ..... 1941–42, '45–50
Brown, Levi (T), Penn State 2007–
Brown, Lomas (T), Florida 1996–98
Cook, Edward (G-T), Notre Dame 1960–65
Dafney, Bernard (G), Tennessee 1995
Davis, Leonard (T), Texas 2001–06
Dye, Ernest (G), South Carolina (also wore #65) 1993–96
Fugler, Dick (T), Tulane 1954
Graybill, Mike (T), Boston University 1990
Greer, Curtis (DE), Michigan 1980–88
Jones, Mike (DE), North Carolina State 1991–93
Knight, Shawn (DT), Brigham Young 1989
Lynch, Lynn (G), Illinois 1951
Obeck, Vic (G), Springfield 1945
Pasquesi, Tony (T), Notre Dame 1955–57
Rowe, Bob (DT), Western Michigan 1967–75
Rozier, Bob (DE), California 1979
Walker, Darwin (DT), Tennessee 2000

76

Allen, Ian (T), Purdue 2005
Arms, Lloyd (G), Oklahoma A&M 1946–48
Braham, Rich (G/T), West Virginia 1994
Davis, Charlie (DT), Texas Christian 1975–79
Davis, Ron (DE), Virginia State 1973
Delevan, Burt (T), Pacific 1955–56
Drake, Jerry (DT), Hastings (Neb.) 1995–00
Emerson, Vernon (T), Minnesota-Duluth 1969–71
Finnin, Tom (T), Detroit 1957
Garalczyk, Mark (DT), Western Michigan 1987–88
Jagielski, Harry (T), Indiana 1956
Lewis, Charles (T), Iowa 1959
Lutui, Deuce (G), USC 2006–11
MacDonald, Mark (G/C), Boston College 1988
Mays, Stafford (DE), Washington 1980–86
McDowell, John (T), St. John's (Minn.) 1966
Moody, Thomas (G), Florida 2002
Morgan, Bob (T), Maryland 1954
Palmer, Scott (DT), Texas 1972
Patterson, Craig (DL), Brigham Young 1991
Peters, Volney (T), Southern California 1952–53
Spikes, Cameron (G), Texas A&M 2003–04
Traynowicz, Mark (G), Nebraska ..... 1988, '89

77 (Retired)

Foster, Ralph (T), Oklahoma A&M (also wore #9, 60, 64) 1945–46
Hall, John (B), Texas Christian (also wore #7) ..... 1940–41, '43
Marotti, Lou (G), Toledo (also wore #46, 64) 1943–45
Mauldin, Stan (T), Texas (honored with number retirement) 1946–48
Popovich, Milt (B), Montana (also wore #66) 1938–42

78

Bell, Bob (DE), Cincinnati 1974–78
Bock, Wayne (T), Illinois 1957
Bohm, Ron (DT), Illinois 1987
Branch, Alan (DT), Michigan 2007–10
Brown, Chadrick (DE), Mississippi 1993–95
Burnstein, Brent (DT), Arizona State 1997
Gilchrist, George (T), Tennessee State 1953
Grooms, Elois (DE), Tennessee Tech 1982–85
Hughes, Van (DT), Southwest Texas State 1986
Mallouf, Ray (B), Southern Methodist (also wore #22, 98) ..... 1941, '46–48
Nunn, Freddie Joe (DE), Mississippi (also wore #50, 58) 1985–93
Owens, Luke (DT), Kent State 1958–65
Rogers, Kendrick (T), Alabama A&M 2002–03
Simpson, Carl (DE), Florida State 1998
Staysniak, Joe (G), Ohio State 1996
Tosi, Mao (DT), Idaho 2000–01
Wakefield, Fred (OT/DE), Illinois (also wore #79, 97, 87) 2001–06
Womack, Floyd (G), Mississippi State 2011
Yankowski, Ron (DE), Kansas State 1971–76

79

Banks, Jason (DE), Grambling 2009
Carter, David (DT), UCLA 2011–
Clark, Jon (T), Temple 1998–00
Clasby, Bob (DE), Notre Dame 1986–90
Cunningham, Ed (C), Washington (also wore #59) 1992–95
Dulin, Gary (DE), Ohio State 1986–87
Fatafehi, Mario (DT), Kansas State 2001–02
Pace, Calvin (DE), Wake Forest (also wore #97) 2003–07
Perry, Gerald (K), California 1960–62
Radford, Bruce (DE), Grambling 1981

Ramey, Jim (DE), Kentucky 1979
Rice, Simeon (DE), Illinois (also wore #97) 1996–00
Ross, Oliver (T), Iowa State 2005–07
Rucker, Keith (DT), Ohio Wesleyan 1992–93
Sloan, Bonnie (DT), Austin Peay 1973
Thornton, Bruce (DE), Illinois 1982
Wakefield, Fred (OT, DE, TE), Illinois (also wore #78, 97, 87) 2001–06
Walker, Charles (DT/DE), Duke 1964–72

80

Awalt, Robert (TE), San Diego State 1987–89
Banks, Mike (TE), Iowa State (also wore #84) 2002–03
Carter, Pat (TE), Florida State 1996–97
Combs, Chris (TE), New Mexico 1980–81
Doucet, Early (WR), Louisiana State (also wore #85) 2008–
Hardy, Terry (TE), Southern Mississippi 1998–2001
Henke, Ed (DE), South Carolina 1961–63
Jackson, John (WR), Southern California (also wore #18) 1990–92
Johnson, Bryant (WR), Penn State (also wore #83) 2003–07
Keseday, Bob (TE), Texas-El Paso 1987
Kutner, Mal (E), Texas 1946–50
Marsh, Doug (TE), Michigan (also wore #82, 87) 1980–86
McAddley, Jason (WR), Alabama (also wore #83) 2002–03
McFarland, Jim (E), Nebraska (also wore #83) 1970–74
Murrell, Bill (TE), Winston-Salem 1979
Ramson, Eason (TE), Washington State 1978
Reeves, Bryan (WR), Nevada 1994–95
Southard, Tommy (WR), Furman 1978
Stonesifer, Don (E), Northwestern 1951–56
Tracey, John (LB), Texas A&M 1959–60
West, Jeff (P), Cincinnati 1975
Williams, Dave (WR), Washington 1967–71
Wright, Willie (TE/H-B), Wyoming (also wore #52) 1992

81

Anderson, Charley (E), Louisiana Tech 1956
Bates, Theodore (LB), Oregon State (also wore #51) 1960–62
Bell, Mark (WR), Colorado State 1981
Birlem, Keith (B), San Jose State 1939
Boldin, Anquan (WR), Florida State 2003–09
Dray, Jim (TE), Stanford 2010–
Edwards, Anthony (WR), N. Mex. Highlands (also wore #83) 1991–98
Elwell, Jack (E), Purdue 1962
Green, Roy (DB/WR), Henderson State (also wore #25) 1979–90
Hill, Randal (WR), Miami (Fla.) 1991–94
Jankovich, Keever (E), Pacific (also wore #53) 1953
Lane, Dick "Night Train" (CB), Scottsbluff J.C. 1954–59
Melinger, Steve (E), Kentucky 1961
Parker, Joe (E), Texas (also wore #47) 1946–47
Sanders, Frank (WR), Auburn 1995–02
Schmidt, George (E), Lewis (also wore #91) 1953
Shy, Don (RB), San Diego State 1973
Smith, Jackie (E), Northwest Louisiana 1963–77
Summerall, Pat (K/E), Arkansas (also wore #85) 1953–57

82

Anderson, Ronnie (WR), Allegheny College (Pa.) 1998
Anderson, Stevie (WR), Grambling State (also wore #43) 1995–96
Badaczewski, John (G), Western Reserve 1948
Baty, Greg (TE), Stanford 1988
Bird, Steve (WR), Eastern Kentucky 1983–84
Bienermann, Tom (E), Drake (also wore #69) 1951–56
Brown, Ron (WR) Colorado (also wore #83) 1987
Cantor, Leo (B), UCLA (also wore #50) 1945
Cody, Mac (WR), Memphis 1999–00
Diamond, Lorenzo (TE), Auburn 2003–04
Ferry, Lou (T), Villanova 1951
Goldsberry, John (T), Indiana 1949–50
Imhof, Martin (DE), San Diego State (also wore #62) 1972
Jacobs, Marv (T), None 1948
Jenkins, MarTay (WR), Nebraska-Omaha 1999–02
Kasper, Kevin (WR), Iowa (also wore #11) 2002–03
Knox, Kevin (WR), Florida State (also wore #18) 1994
Leach, Mike (LS), William & Mary 2009–
Lee, Charles (WR), Central Florida 2005
Martin, Caleb (T), Louisiana Tech 1947
McConkey, Phil (WR), Navy 1989
Melinkovich, M. (DE), Grays Harbor J.C. (Wash.) 1965–66
Moses, J.J. (WR/KR), Iowa State 2005
Pollard, Bob (DE), Weber State 1978–81
Pope, Leonard (TE), Georgia 2006–08
Robinson, Patrick (WR/KR), Tennessee State 1994
Rolle, Butch (H-B/TE), Michigan State 1992–93
Schmiesing, Joe (DE), New Mexico State 1968–71
Swanson, Eric (WR), Tennessee (also wore #86) 1986
Thomas, Earl (WR), Houston 1974–75
Thompson, Ricky (WR), Baylor 1982
Usher, Darryl (WR), Illinois 1989

83

Bienemann, Troy (TE), Washington State 2007
Boydston, Max (E), Oklahoma 1955–58
Brown, Derek (TE), Notre Dame 1999–00
Brown, Ron (WR) Colorado (also wore #82) 1987
Edwards, Anthony (WR), N. Mex. Highlands (also wore #81) 1991–98
Edwards, Eric (TE), Louisiana State 2004–05
Holmes, Don (WR), Mesa College (Colo.) 1986–90
Johnson, Bryant (WR), Penn State (also wore #80) 2003–07
Johnson, Jaymar (WR), Jackson State 2011–
Knafelc, Gary (E), Colorado 1954
Logan, Chuck (E), Northwestern ..... 1965, '67–68
McAddley, Jason (WR), Alabama (also wore #80) 2002–03
McFarland, Jim (E), Nebraska (also wore #80) 1970–74
Mitchell, Tywan (WR/TE), Minn. St.-Mankato (also wore #5) 1999–01
Pelfrey, Ray (E), Eastern Kentucky 1952
Spach, Stephen (TE), Fresno State 2008–10
Tilley, Pat (WR), Louisiana Tech 1976–86

84

Anderson, Cliff (E), Indiana 1952–53
Banks, Mike (TE), Iowa State (also wore #80) 2002–03
Becht, Anthony (TE) West Virginia 2009
Clark, Gary (WR), James Madison 1993–94
Dowdell, Marcus (WR), Tennessee State 1995–96
Euhus, Tim (TE), Oregon State 2007
Gedney, Chris (TE), Syracuse ..... 1997–98, '00
Gillette, Walker (WR), Richmond 1972–73
Goode, John (TE), Youngstown State 1984
Hamilton, Lawrence (WR), Stephen F. Austin 2004
Harris, Ike (WR), Iowa State 1975–77
Housler, Rob (TE), Florida Atlantic 2011–
Jackson, Arnold (WR), Louisville 2001–02
Johnson, Teyo (TE), Stanford 2005
Lomack, Tony (WR), Florida 1991
Nagler, Gern (E), Santa Clara (also wore #86) ..... 1953, '55–58
Novacek, Jay (TE), Wyoming (also wore #85) 1985–89
Robb, Joe (DE), Texas Christian 1961–67
Shumann, Mike (WR), Florida State 1982–83
Smith, J.T. (WR), North Texas State 1985–90
Stief, Dave (WR), Portland State (also wore #21) 1978–82
Sugar, Leo (DE), Purdue 1960
Tant, Jay (TE), Northwestern (also wore #87) 2000
Tuman, Jerame (TE), Michigan 2008
Williams, Kevin (WR), Miami (Fla.) (also wore #14) 1997

85

Anderson, Tazwell (E), Georgia Tech 1961–64
Bilbo, Jon (T), Mississippi (also wore #65) 1938–39
Bronson, John (FB/TE), Penn State (also wore #39) 2005–06
Doucet, Early (WR), Louisiana State (also wore #80) 2008–
Gray, Mel (WR), Missouri 1971–82
Jones, Freddie (TE), North Carolina 2002–04
Jorden, Tim (TE), Indiana 1989–91
Moore, Rob (WR), Syracuse 1995–2001
Novacek, Jay (TE), Wyoming (also wore #84) 1985–89
Pittman, Danny (WR), Wyoming 1983–84
Richards, Perry (E), Detroit 1959–60
Summerall, Pat (K/E), Arkansas (also wore #81) 1953–57
Thomas, Ralph (E), San Francisco 1952
Urban, Jerheme (WR), Trinity 2007–09
Ware, Derek (TE), Central State (Okla.) 1992–94
Williams, Jamie (TE), Nebraska 1983

86

Baker, Mel (WR), Texas Southern 1976
Brumm, Don (DE), Purdue ..... 1963–69, '72
Byrd, Dominique (TE), Southern California 2009
Childs, Jim (WR), California Poly-San Luis Obispo 1978–80
Clayton, Ralph (WR), Michigan 1981
Crittendon, John (E), Wayne State 1954
Duncan, Clyde (WR), Tennessee 1984–85
Fann, Chad (TE), Florida A&M (also wore #49) 1993–95
Floyd, John (WR), Northeast Louisiana 1981
Fox, Chas (WR), Furman 1986
Gilmore, Bryan (WR), Midwestern (Tex.) St. (also wore #11) 2000–03
Heap, Todd (TE), Arizona State 2011–
Jones, Ernie (WR), Indiana 1988–92
Jordan, Kevin (WR), UCLA 1996
Junkin, Trey (TE/LS), Louisiana Tech 1996–2001
McBride, Adrian (WR), Missouri 1987
McInnis, Hugh (E), Southern Mississippi 1960–62
Nagler, Gern (E), Santa Clara (also wore #84) ..... 1953, '55–58
Swanson, Eric (WR), Tennessee (also wore #82) 1986
Thompson, Ken (WR), Utah State 1982–83
Walters, Troy (WR) Stanford 2006
Williams, Karl (WR/PR), Texas A&M Kingsville 2004

87

Brubaker, Dick (E), Ohio State ..... 1955, '57
Bryant, Chuck (E), Ohio State 1962
Bush, Steve (TE), Arizona State 2001–03
Chandler, Al (TE), Oklahoma 1978–79
Dimancheff, Babe (B), Purdue 1947–50
Gray, Earnest (WR), Memphis State 1985
Hillebrand, Jerry (LB) Colorado 1967
Johnson, Troy (WR), Southern 1986–87
Joyce, Terry (P), Missouri Southern 1976–77
King, Jeff (TE), Virginia Tech 2011–
Ladd, Jim (E), Bowling Green 1954
McBride, Oscar (TE), Notre Dame (also wore #48) 1995–96
McGill, Eddie (TE), Western Carolina 1982–84
McWilliams, Johnny (TE), Southern California 1996–99
Morey, Sean (WR), Brown 2007–09
Newhouse, Reggie (WR), Baylor 2004–05
Ofahengaue, Tevita (TE), Brigham Young 2001
Osborne, Richard (TE), Texas A&M 1979
Proehl, Ricky (WR), Wake Forest 1990–94
Ramsey, Ray (B), Bradley 1950–53
Schleicher, Maury (LB), Penn State 1959
Snowden, Cal (DE), Indiana 1969–70
Staggs, Jeff (LB), San Diego State 1972–73
Swinton, Reggie (WR/KR), Murray State 2005
Tant, Jay (TE), Northwestern (also wore #84) 2000
Thaxton, Jim (TE), Tennessee State 1978
Wakefield, Fred (OT, DE, TE), Illinois (also wore #79, 97) ... 2001–06

88 (RETIRED)

Burkett, Jeff (E), Louisiana State (also wore #35, 89) 1947
Cain, J.V. (WR/TE), Colorado (honored with number retirement) 1974–77
Hyatt, Freddie (WR), Auburn 1968–72
Kuharich, Joe (G), Notre Dame (also wore #17) ..... 1940–41, '45
Puplis, Andy (B), Notre Dame 1943
Randle, Sonny (WR), Virginia 1959–66
Sagely, Floyd (E), Arkansas 1957
Sutch, George, (B), Temple 1946

89

Anderson, Warren (WR), West Virginia State 1978
Beach, Pat (TE), Washington 1993
Beckman, Tom (DE), Michigan 1972
Bergen, Adam (TE), Lehigh 2005–06
Boso, Cap (TE), Illinois 1986
Boston, David (WR), Ohio State 1999–02
Brock, Fred (WR), Southern Mississippi 1996–98
Brown, Robert (TE), Alcorn A&M 1969–70
Burkett, Jeff (E), Louisiana State (also wore #35, 88) 1947
Foster, Larry (WR), Louisiana State 2003
Gaines, Wendall (TE/DT), Oklahoma State (also wore #91) 1994–95
Harris, William (TE), Bishop 1987
Hayes, Jarius (TE), North Alabama (also wore #48) ..... 1996, '98
LaFleur, Greg (TE), Louisiana State 1981–85
Long, Dave (DE), Iowa 1966–68
McPhee, Frank (E), Princeton 1955
Parris, Gary (TE), Florida State 1979–80
Patrick, Ben (TE), Delaware 2007–10
Poole, Nate (WR), Marshall 2002–04
Reeves, Walter (TE), Auburn 1989–93
Walczak, Mark (TE), Arizona 1988
Sampson, DeMarco (WR), San Diego State 2011–
Samuels, Terry (TE), Kentucky (also wore #44) 1994–95
Schwall, Vic (B), Northwestern (also wore #37) 1947–50
Weber, Chuck (LB), West Chester State 1956–58

90

Campbell, Mark (DT), Florida 1997
Cross, Bill (HB), West Texas State (also wore #20) 1951–53
Dockett, Darnell (DT), Florida State 2004–
McCants, Keith (DE), Alabama 1994–95
Moore, Alton (DE), Auburn (also wore #69) 2002
Osborne, Eldonta (LB), Louisiana Tech 1990
Procell, Jarrett (DE), Louisiana Tech 2001
Stallings, Robert (TE), Southern Mississippi 1986
Stowe, Tyronne (LB), Rutgers (also wore #91) 1991–93
Wadsworth, Andre (DE), Florida State 1998–00
Wilson, Karl (DE), Louisiana State 1989

91

Bailey, Rodney (DE), Ohio State 2007
Bryant, Wendell (DT), Wisconsin 2002–2004
Gaines, Wendall (TE/DT), Oklahoma State (also wore #89) 1994–95
Holliday, Vonnie (DE), North Carolina 2011–
Iwebema, Kenny (DE), Iowa 2008–10
Lunz, Gerry (G), Marquette 1925–26
Monaco, Ron (LB), South Carolina 1986
Moore, Langston (DT), South Carolina 2005–06
Schmidt, George (E), Lewis (also wore #81) 1953
Slater, Fred (T), Iowa (also wore #14, 47) 1926–31
Stowe, Tyronne (LB), Rutgers (also wore #90) 1991–93
Swinger, Rashod (DT), Rutgers 1997–2000

92

Berry, Bertrand (DE), Notre Dame 2004–09
Cousins, Jomo (DE), Florida A&M 1998
England, Eric (DE), Texas A&M 1994–96
Manley, Dexter (DE), Oklahoma State 1990
Rubio, Angel (DT), Southeast Missouri State 1999
Tanner, Barron (DT), Oklahoma 2000–03
Tardits, Richard (LB), Georgia 1989
Wallerstedt, Brett (LB), Arizona State 1993
Williams, Dan (DT), Tennessee 2010–

93

Bulman, Tim (DT), Boston College 2005
Campbell, Calais (DE), Miami (FL) 2008–
Coleman, Sidney (LB), Southern Mississippi 1991
Cooper, Chris (DE), Nebraska-Omaha 2006–07
Davis, Reuben (DE), North Carolina 1992–93
Dunbar, Karl (DE), Louisiana State 1994–95
Gilbert, Freddie (DE), Georgia 1989
Smith, Mark (DT), Auburn 1997–00
Vanden Bosch, Kyle (DE), Nebraska 2001–04

94

Acho, Sam (LB), Texas 2011–
Bell, Marcus (DT), Memphis 2001–03
Cochran, Antonio (DE), Georgia 2005
Dykes, Keilen (DT), West Virginia 2009–10
Faulkner, Jeff (DE), Southern 1991–92
Sears, Corey (DT), Mississippi State 1999–00
Smith, Antonio (DE), Oklahoma State (also wore #67) 2004–08
Wilson, Bernard (DT), Tennessee State 1994–98
Zellner, Peppi (DE), Fort Valley State 2004

95

Buczkowski, Bob (DT), Pittsburgh 1989
Burke, Thomas (DE), Wisconsin (also wore #60) 1999–02
Burnett, Victor (DE), Fresno State (also wore #69) 1987
Chapura, Dick (DT), Missouri 1990
Dwyer, Nate (DT), Kansas (also wore #72) 2000
Highsmith, Ali (LB), Louisiana State 2008–09
King, Kenny (DT), Alabama (also wore #72) 2003–05
Miller, Jamir (LB), UCLA 1994–98
Moses, Quentin (DE), Georgia 2007
Ransom, Derrick (DE), Cincinnati 2003
Schobel, Bo (DE), TCU 2007

96

Johnson, Dennis (DE), Kentucky 2002–03
Kolodziej, Ross (DT), Wisconsin 2007
McNanie, Sean (DE), San Diego State 1988
Ottis, Brad (DT), Wayne State (Neb.) 1996–2000
Schable, A.J. (FB), South Dakota (also wore #44) 2006
Simmons, Clyde (DE), Western Carolina 1994–95
Talley, Ronald (DE), Deleware 2011–
Truluck, R-Kal (DE), SUNY-Cortland 2005
Williams, Chris (DL), American International 1991
Williams, Willie (T), Louisiana State (also wore #60) 1990–92

97

Busler, Ray (T), Marquette (also wore #43) ..... 1940–41, '45
Hooks, Bryan (DT), Arizona State 1994
Hyche, Steve (LB), Livingston 1991–93
Maumalanga, Chris (DT), Kansas 1995–96
Pace, Calvin (DE/LB), Wake Forest (also wore #79) 2003–07
Rice, Simeon (DE), Illinois (also wore #79) 1996–00
Robinson, Bryan (DT), Fresno State 2008–10
Spachman, Chris (DE), Nebraska 1988
Wakefield, Fred (OT, DE, TE), Illinois (also wore #78, 79, 87) 2001–06

98

Davis, Russell (DT), North Carolina 2000–05
Eason, Nick (DT), Clemson 2011–
Hairston, Carl (DT), Maryland-Eastern Shore 1990
Mallouf, Ray (B), Southern Methodist (also wore #22, 78) ..... 1941, '46–48
Swann, Eric (DL), None 1991–99
Watson, Gabe (DT), Michigan 2006–10

99 (RETIRED)

Goldberg, Marshall "Biggie" (B/DB), Pittsburgh ..... 1939–40, '46–48
(also wore #42, 73) (honored with number retirement)
Nussbaumer, Bob (B), Michigan 1949–50
Tonelli, Mario "Motts" (B), Notre Dame (also wore #58) ..... 1940, '45

RETIRED JERSEYS



PAT TILLMAN 40
SAFETY

Professional—Fierce competitor defied odds as seventh-round draft choice in 1998 to become three-year starting safety and establish franchise single-season record with 224 tackles in 2000 … successfully converted from college linebacker to pro defensive back … named All-Pro by Sports Illustrated in 2000 … in 1998 became first rookie starting safety for Cardinals since team relocated to Arizona in 1988 … left the Cardinals prior to 2002 season to enlist in U.S. Army and become member of elite Army Ranger unit, as did his brother, Kevin, who tabled a professional baseball career in the Cleveland Indians organization … admirably declined all media attention throughout tour of duty … killed April 22, 2004 in Afghanistan.

College—Local favorite during college career at Arizona State University … Pac-10 Conference defensive player-of-the-year in 1997 … key member of Sun Devils' 1996 Rose Bowl squad … three-year starting linebacker … selected by Cardinals in seventh round (226th overall) of 1998 NFL Draft.

Etc.—Born Nov. 6, 1976 in Fremont, Calif. … graduated summa cum laude in three and one-half years with marketing degree from ASU with 3.84 grade-point-average with academic all-America honors … outdoors enthusiast also competed in triathlons as part of training regimen.

LARRY WILSON 8
SAFETY

Professional—One of the greatest defensive backs in NFL history … enshrined in the Pro Football Hall of Fame in 1978 … named to the all-time NFL team in 1994 to commemorate the league's 75th anniversary … played entire career as a Cardinal in St. Louis (1960–72) … played in eight Pro Bowls … all-NFL six times … 52 career interceptions … cat-like defender and exceptional team leader … interceptions in seven consecutive games in 1966 … NFL's top free safety during 13-year career … made the safety blitz famous.

College—Utah … 6–0, 190 … two-way star for Utes from 1957–60 … seventh-round draft pick by St. Louis Cardinals in 1960.

Etc.—Born March 24, 1938 in Rigby, Idaho. … regarded as one of the toughest players in NFL history … once intercepted a pass for a go-ahead touchdown with two broken wrists … retired from the team's front office in 2003, ending 43-year NFL career, all as a Cardinal.

STAN MAULDIN 77
TACKLE

Professional—Tackle for the Chicago Cardinals (1946–48) … opened holes in the line with hard-hitting bulk for the Cardinals' "Million-Dollar Backfield" … member of the Cards' 1947 NFL championship team … died of a heart attack after opening-day victory over the Eagles in 1948.

College—Texas … 6–2, 215 … all-America tackle for the Longhorns … winner of the Outstanding Athlete Trophy in 1942 … one of Texas' "13 Immortals" in 1940.

Etc.—Born December 27, 1920 in Amarillo, Texas … flew bombing missions with the 15th Air Force Division over Italy during World War II.

J.V. CAIN 88
TIGHT END



Professional—Doubled at tight end and wide receiver for the St. Louis Cardinals (1974–77) … part of Head Coach Don Coryell's messenger service as a rookie wide receiver in 1974 … replaced Hall of Famer Jackie Smith at tight end in mid-1975 … caught passes in 12 of 13 games in 1976 … one-handed touchdown catch in 1977 provided margin of victory in 16–13 win over Chicago … died after collapsing from a heart condition at training camp in 1979.

College—Colorado … 6–4, 220 … all-America … two-time all-Big 8 Conference selection … caught 53 passes for 700 yards during junior and senior seasons … first-round draft choice of the Cardinals in 1974.

Etc.—Born July 22, 1951 in Houston, Texas … played in the East-West and Hula Bowl games.

MARSHALL GOLDBERG 99
RUNNING BACK/DEF. BACK

Professional—All-round player who starred as a ball carrier, defensive back, and return specialist for the Chicago Cardinals (1939–43, '46–48) … second team all-pro selection in 1941 … NFL mid-season rushing, punt and kickoff return, and interception leader in 1941 … career statistics included 1,644 yards rushing in 476 attempts for 11 touchdowns, and 60 pass receptions for 776 yards and five touchdowns … member of Cards' 1947 NFL championship team.

College—Pittsburgh … 5–11, 195 … two-time consensus all-America halfback at Pitt.

Etc.—Born October 24, 1917 in Elkins, West Virginia … 1980 inductee into the Jewish Hall of Fame in Tel Aviv, Israel … playing career interrupted for two years (1944–45) during World War II when he served in the Navy … nicknamed "Biggie." … passed away on April 3, 2006.

ANNUAL RESULTS

Year	Won	Lost	Tied	Pct.	Head Coach
1920	3	2	1	.600	Marshall Smith
1921	3	3	2	.400	John "Paddy" Driscoll
1922	8	3	0	.727	John "Paddy" Driscoll
1923	8	4	0	.667	Arnie Horween
1924	5	4	1	.556	Arnie Horween
1925*	**11**	**2**	**1**	**.846**	**Norm Barry**
1926	5	6	1	.455	Norm Barry
1927	3	7	1	.300	Guy Chamberlin
1928	1	5	0	.167	Fred Gillies
1929	6	6	1	.500	Dewey Scanlon
1930	5	6	2	.455	Ernie Nevers
1931	5	4	0	.556	LeRoy Andrews (a)
1932	2	6	2	.250	Jack Chevigny
1933	1	9	1	.100	Paul Schissler
1934	5	6	0	.455	Paul Schissler
1935	6	4	2	.600	Milan Creighton
1936	3	8	1	.250	Milan Creighton
1937	5	5	1	.500	Milan Creighton
1938	2	9	0	.182	Milan Creighton
1939	1	10	0	.091	Ernie Nevers
1940	2	7	2	.222	Jimmy Conzelman
1941	3	7	1	.300	Jimmy Conzelman
1942	3	8	0	.273	Jimmy Conzelman
1943	0	10	0	.000	Philip G. Handler
1944	Cardinal-Pittsburgh teams played as combination				
1945	1	9	0	.100	Philip G. Handler
1946	6	5	0	.545	Jimmy Conzelman
1947*	**9**	**3**	**0**	**.750**	**Jimmy Conzelman**
1948+	11	1	0	.917	Jimmy Conzelman
1949	6	5	1	.545	Phil Handler-Buddy Parker
1950	5	7	0	.417	Earl "Curly" Lambeau
1951	3	9	0	.250	Earl "Curly" Lambeau
1952	4	8	0	.333	Joseph L. Kuharich
1953	1	10	1	.091	Joseph Stydahar
1954	2	10	0	.167	Joseph Stydahar
1955	4	7	1	.364	Ray Richards
1956	7	5	0	.583	Ray Richards
1957	3	9	0	.250	Ray Richards
1958	2	9	1	.182	Frank "Pop" Ivy
1959	2	10	0	.167	Frank "Pop" Ivy
1960#	6	5	1	.545	Frank "Pop" Ivy
1961	7	7	0	.500	Frank "Pop" Ivy (b)
1962	4	9	1	.308	Wally Lemm
1963	9	5	0	.643	Wally Lemm
1964	9	3	2	.750	Wally Lemm
1965	5	9	0	.357	Wally Lemm
1966	8	5	1	.615	Charley Winner
1967	6	7	1	.462	Charley Winner
1968	9	4	1	.692	Charley Winner
1969	4	9	1	.308	Charley Winner
1970	8	5	1	.615	Charley Winner
1971	4	9	1	.308	Bob Hollway
1972	4	9	1	.321	Bob Hollway (c)
1973	4	9	1	.321	Don Coryell
1974**	10	4	0	.714	Don Coryell
1975**	11	3	0	.786	Don Coryell
1976	10	4	0	.714	Don Coryell
1977	7	7	0	.500	Don Coryell
1978	6	10	0	.375	Bud Wilkinson
1979	5	11	0	.312	Bud Wilkinson (d)
1980	5	11	0	.312	Jim Hanifan
1981	7	9	0	.438	Jim Hanifan
1982	5	4	0	.556	Jim Hanifan
1983	8	7	1	.531	Jim Hanifan
1984	9	7	0	.563	Jim Hanifan
1985	5	11	0	.312	Jim Hanifan
1986	4	11	1	.281	Gene Stallings
1987##	7	8	0	.467	Gene Stallings
1988###	7	9	0	.438	Gene Stallings
1989	5	11	0	.313	Gene Stallings (e)
1990	5	11	0	.313	Joe Bugel
1991	4	12	0	.250	Joe Bugel
1992	4	12	0	.250	Joe Bugel
1993	7	9	0	.436	Joe Bugel
1994	8	8	0	.500	Buddy Ryan
1995	4	12	0	.250	Buddy Ryan
1996	7	9	0	.436	Vince Tobin
1997	4	12	0	.250	Vince Tobin
1998	9	7	0	.563	Vince Tobin
1999	6	10	0	.375	Vince Tobin
2000	3	13	0	.188	Vince Tobin (f)
2001	7	9	0	.436	Dave McGinnis
2002	5	11	0	.313	Dave McGinnis
2003	4	12	0	.250	Dave McGinnis
2004	6	10	0	.375	Dennis Green
2005	5	11	0	.313	Dennis Green
2006	5	11	0	.313	Dennis Green
2007	8	8	0	.500	Ken Whisenhunt
2008^ ***	9	7	0	.563	Ken Whisenhunt
2009^	10	6	0	.625	Ken Whisenhunt
2010	5	11	0	.313	Ken Whisenhunt
2011	8	8	0	.500	Ken Whisenhunt

* Won NFL Championship
** Won NFC Eastern Division Championship
\+ Won NFL Western Conference Championship
^ Won NFC West
*** Won NFC Championship
\# First season in St. Louis
Last season in St. Louis
First season in Arizona
(a) Resigned after one game. Replaced by Ernie Nevers.
(b) Resigned after 12 games. Replaced by coaches Drulis, Prochaska, and Willsey.
(c) Beginning with 1972, won-lost percentage includes ties.
(d) Released after 13 games. Replaced by Larry Wilson on interim basis.
(e) Released after 11 games. Replaced by Hank Kuhlmann on interim basis.
(f) Released after seven games. Replaced by Dave McGinnis on interim basis. McGinnis named permanent head coach prior to the season finale.

ALL-TIME RESULTS

1920 (3–2–1)
HEAD COACH MARSHALL SMITH

Oct. 10	At Chicago Tigers	T	0–0	8,000
Oct. 17	**Moline Athletics***	**W**	**33–3**	**Unknown**
Oct. 24	At Rock Island Ind.	L	0–7	4,000
Oct. 31	**Detroit Heralds**	**W**	**21–0**	**3,000**
Nov. 7	At Chicago Tigers	W	6–3	7,000
Nov. 14	**Cincinnati Celts***	**W**	**20–0**	**5,000**
Nov. 21	**Lansing Oldsmobile***	**W**	**14–0**	**3,500**
Nov. 28	**Decatur Staleys**	**W**	**7–6**	**8,500**
Dec. 5	At Decatur Staleys	L	0–10	8,500
Dec. 19	At Chicago Stayms*	T	14–14	Unknown

Home: 2–0. Away: 1–2–1. 115–43

*Non-league game

1921 (3–3–2)
HEAD COACH JOHN "PADDY" DRISCOLL

Sept. 25	**Racine American Legion***	**W**	**27–0**	**Unknown**
Oct. 2	**Minneapolis Marines**	**W**	**20–0**	**4,000**
Oct. 9	**Akron Pros**	**L**	**0–23**	**6,000**
Oct. 16	**Rock Island Ind.**	**L**	**7–14**	**4,000**
Oct. 23	**Columbus Panhandles**	**W**	**17–6**	**6,000**
Nov. 6	**Hammond Pros**	**W**	**7–0**	**Unknown**
Nov. 20	**Green Bay**	**T**	**3–3**	**2,000**
Nov. 24	At Chicago Stayms*	W	27–0	Unknown
Nov. 27	**Gary Elks***	**W**	**21–0**	**2,000**
Dec. 4	**Akron Pros**	**L**	**0–7**	**3,500**
Dec. 18	At Chicago Staleys	T	0–0	2,000

Home: 3–3–1. Away: 0–0–1. 129–53

*Non-league game

1922 (8–3)
HEAD COACH JOHN "PADDY" DRISCOLL

Sept. 24	**Maplewood Rovers***	**W**	**28–0**	**Unknown**
Oct. 1	**Milwaukee Badgers**	**W**	**3–0**	**3,500**
Oct. 15	**Green Bay**	**W**	**16–3**	**3,500**
Oct. 22	**Minneapolis Marines**	**W**	**3–0**	**4,000**
Oct. 29	**Columbus Panhandles**	**W**	**37–6**	**5,000**
Nov. 5	**Buffalo All-Americans**	**W**	**9–7**	**4,000**
Nov. 12	**Akron Pros**	**W**	**7–0**	**2,000**
Nov. 19	**Canton Bulldogs**	**L**	**0–7**	**7,500**
Nov. 26	At Canton Bulldogs	L	3–20	2,500
Nov. 30	**Chicago Bears**	**W**	**6–0**	**14,000**
Dec. 3	**Dayton Triangles**	**L**	**3–7**	**3,000**
Dec. 10	**Chicago Bears**	**W**	**9–0**	**15,000**

Home: 8–2. Away: 0–1. 124–50

*Non-league game

1923 (8–4)
HEAD COACH ARNIE HORWEEN

Sept. 30	**Buffalo All-Americans**	**W**	**3–0**	**Unknown**
Oct. 7	**Rochester Jeffersons**	**W**	**60–0**	**5,000**
Oct. 14	**Akron Indians**	**W**	**19–0**	**Unknown**
Oct. 21	**Minneapolis Marines**	**W**	**9–0**	**4,000**
Oct. 28	**Dayton Triangles**	**W**	**13–3**	**5,000**
Nov. 4	**Canton Bulldogs**	**L**	**3–7**	**6,000**
Nov. 11	**Hammond Pros**	**W**	**6–0**	**3,500**
Nov. 18	**Duluth Kelleys**	**W**	**10–0**	**5,500**
Nov. 25	**Racine Legion**	**L**	**4–10**	**7,000**
Nov. 29	At Chicago Bears	L	0–3	13,500
Dec. 2	**Oorang Indians**	**W**	**22–19**	**1,200**
Dec. 9	**Milwaukee Badgers**	**L**	**12–14**	**6,000**

Home: 8–3. Away: 0–1. 161–56

1924 (5–4–1)
HEAD COACH ARNIE HORWEEN

Sept. 28	**Milwaukee Badgers**	**W**	**17–7**	**4,000**
Oct. 5	**Green Bay**	**W**	**3–0**	**2,800**
Oct. 12	**Minneapolis Marines**	**W**	**13–0**	**8,000**
Oct. 19	At Chicago Bears	L	0–6	12,000
Oct. 26	**Hammond Pros**	**L**	**3–6**	**3,500**
Nov. 2	**Milwaukee Badgers**	**L**	**8–17**	**3,000**
Nov. 9	**Dayton Triangles**	**W**	**23–0**	**2,500**
Nov. 16	**Akron Indians**	**W**	**13–0**	**2,500**
Nov. 23	**Racine Legion**	**T**	**10–10**	**4,000**
Nov. 27	**Chicago Bears**	**L**	**0–21**	**13,000**

Home: 5–3–1. Away: 0–1. 90–67

1925 (11–2–1) (NFL CHAMPION)
HEAD COACH NORM BARRY

Sept. 27	**Hammond Pros**	**L**	**6–10**	**Unknown**
Oct. 4	**Milwaukee Badgers**	**W**	**34–0**	**2,500**
Oct. 11	**Columbus Tigers**	**W**	**19–9**	**Unknown**
Oct. 18	**Kansas City Cowboys**	**W**	**20–7**	**Unknown**
Oct. 25	**Chicago Bears**	**W**	**9–0**	**13,000**
Nov. 1	**Duluth Kelleys**	**W**	**10–6**	**20,000**
Nov. 8	**Green Bay**	**W**	**9–6**	**4,000**
Nov. 15	**Buffalo Bisons**	**W**	**23–6**	**4,000**
Nov. 22	**Dayton Triangles**	**W**	**14–0**	**3,000**
Nov. 26	At Chicago Bears	T	0–0	39,000
Nov. 29	**Rock Island Ind.**	**W**	**7–0**	**3,000**
Dec. 6	**Pottsville Maroons**	**L**	**7–2**	**15,000**
Dec. 10	**Milwaukee Badgers**	**W**	**59–0**	**250**
Dec. 12	**Hammond Pros**	**W**	**13–0**	**1,000**

Home: 11–2. Away: 0–0–1. 230–46

1926 (5–6–1)
HEAD COACH NORM BARRY

Sept. 19	**Columbus Tigers**	**W**	**14–0**	**2,500**
Sept. 26	**L.A. Buccaneers**	**W**	**15–0**	**8,000**
Oct. 3	**Racine Tornadoes**	**W**	**20–0**	**3,000**
Oct. 10	At Green Bay	W	13–7	5,000
Oct. 17	At Chicago Bears	L	0–16	12,000
Oct. 24	At Milwaukee Badgers	W	3–2	Unknown
Oct. 31	**Green Bay**	**L**	**0–3**	**2,500**
Nov. 6	At Frankford Yellow Jackets	L	7–33	8,000
Nov. 7	At N.Y. Giants	L	0–20	5,000
Nov. 11	**Chicago Bears***	**L**	**0–10**	**10,000**
Nov. 25	At Chicago Bears	T	0–0	8,000
Nov. 28	**Kansas City Cowboys**	**L**	**2–7**	**14,000**

Home: 3–3. Away: 2–3–1. 74–98

*Soldier Field

1927 (3–7–1)
HEAD COACH GUY CHAMBERLIN

Sept. 25	**Chicago Bears**	**L**	**0–9**	**4,000**
Oct. 2	**Pottsville Maroons**	**W**	**19–7**	**2,000**
Oct. 9	**Dayton Triangles**	**W**	**7–0**	**2,500**
Oct. 16	At Green Bay	L	0–13	4,500
Oct. 30	**N.Y. Yankees**	**L**	**6–7**	**15,000**
Nov. 6	**Green Bay**	**T**	**6–6**	**3,500**
Nov. 13	At N.Y. Yankees	L	6–20	10,000
Nov. 19	At Frankford Yellow Jackets	L	8–12	7,000
Nov. 20	At N.Y. Giants	L	7–28	10,000
Nov. 24	At Chicago Bears	W	3–0	6,000
Nov. 27	**Cleveland Bulldogs**	**L**	**7–32**	**5,000**

Home: 2–3–1. Away: 1–4. 69–134

1928 (1–5)
HEAD COACH FRED GILLIES

Sept. 23	**Chicago Bears**	**L**	**0–15**	**4,000**
Oct. 7	**Dayton Triangles**	**W**	**7–0**	**Unknown**
Oct. 14	At Green Bay	L	0–20	4,200
Nov. 24	At Frankford Yellow Jackets	L	0–19	8,000
Nov. 25	At N.Y. Yankees	L	0–19	7,000
Nov. 29	At Chicago Bears	L	0–34	10,000

Home: 1–1. Away: 0–4. 7–107

1929 (6–6–1)
HEAD COACH DEWEY SCANLON

Sept. 22	At Canton Bulldogs*	L	0–6	1,800
Sept. 29	At Buffalo Bisons	W	9–3	4,000
Oct. 6	At Green Bay	L	2–9	7,000
Oct. 13	At Minneapolis Red Jackets	L	7–14	Unknown
Oct. 20	At Chicago Bears	T	0–0	20,000
Oct. 27	**Green Bay**	**L**	**6–7**	**10,000**
Nov. 2	At Frankford Yellow Jackets	L	0–8	5,000
Nov. 6	At Providence Steam Roller	W	16–0	6,000
Nov. 10	**Minneapolis Red Jackets**	**W**	**8–0**	**1,000**
Nov. 17	**Green Bay**	**L**	**0–12**	**10,000**
Nov. 24	**Dayton Triangles**	**W**	**19–0**	**300**
Nov. 28	**Chicago Bears**	**W**	**40–6**	**7,000**
Dec. 1	At N.Y. Giants	L	21–24	5,000
Dec. 8	At Orange Tornadoes	W	26–0	Unknown

Home: 3–2. Away: 3–4–1. 154–89

*Non-league game

1930 (5-6-2)
HEAD COACH ERNIE NEVERS

Sept. 21	At Green Bay	L	0–14	8,000
Sept. 28	At Minneapolis Red Jackets	T	7–7	Unknown
Oct. 5	At Portsmouth Spartans	T	0–0	6,500
Oct. 8	At Newark Tornadoes	W	13–0	5,000
Oct. 12	At Providence Steam Roller	L	7–9	6,500
Oct. 16	At N.Y. Giants	L	12–25	15,000
Oct. 19	**Chicago Bears**	**L**	**6–32**	**10,000**
Oct. 25	At Frankford Yellow Jackets	W	34–7	Unknown
Oct. 26	**Portsmouth Spartans**	**W**	**23–13**	**8,000**
Oct. 29	At Milwaukee Nighthawks*	W	33–6	2,500
Nov. 2	**Frankford Yellow Jackets**	**W**	**6–0**	**3,000**
Nov. 9	**N.Y. Giants**	**L**	**7–13**	**4,000**
Nov. 16	**Green Bay**	**W**	**13–6**	**12,000**
Nov. 23	**Memphis Tigers***	**W**	**20–7**	**Unknown**
Nov. 27	At Chicago Bears	L	0–6	8,175
Dec. 7	At Memphis Tigers*	W	6–0	Unknown
Dec. 14	At Chicago Bears*	L	7–9	Unknown

Home: 3–2. Away: 2–4–2. 194–154
*Non-league game

1931 (5-4)
HEAD COACH ROY ANDREWS (1 GAME)
HEAD COACH ERNIE NEVERS (8 GAMES)

Sept. 23	At Portsmouth Spartans	L	3–13	8,000
Oct. 11	At Green Bay	L	7–26	8,000
Oct. 18	At Chicago Bears	L	13–26	8,000
Nov. 1	At Brooklyn Dodgers	W	14–7	15,000
Nov. 8	At Cleveland Indians	W	14–6	10,000
Nov. 15	**Green Bay**	**W**	**21–13**	**9,000**
Nov. 22	**Portsmouth Spartans**	**W**	**20–19**	**5,000**
Nov. 26	At Chicago Bears	L	7–18	14,000
Nov. 28	**Cleveland Indians**	**W**	**21–0**	**1,500**
Dec. 13	At St. Louis Gunners*	W	26–6	10,000
Dec. 20	**Memphis Tigers***	**W**	**24–7**	**3,000**

Home: 3–0. Away: 2–4. 170–141
*Non-league game

1932 (2-6-2)
HEAD COACH JACK CHEVIGNY

Sept. 18	At Green Bay	L	7–15	3,500
Sept. 25	**Battle Creek Maroons***	**W**	**19–0**	**2,000**
Oct. 2	At Portsmouth Spartans	T	7–7	3,725
Oct. 9	**Chicago Bears**	**T**	**0–0**	**7,234**
Oct. 16	At Boston Braves	W	9–0	15,000
Oct. 30	**Brooklyn Dodgers**	**W**	**27–7**	**7,159**
Nov. 6	**Green Bay**	**L**	**9–19**	**11,000**
Nov. 13	At Brooklyn Dodgers	L	0–3	15,000
Nov. 20	At Staten Island Stapletons	L	7–21	5,000
Nov. 24	At Chicago Bears	L	0–34	6,800
Nov. 27	**Boston Braves**	**L**	**6–8**	**6,200**
Dec. 4	At St. Louis Gunners*	W	20–7	4,000

Home: 1–2–1. Away: 1–4–1. 111–121
*Non-league game

1933 (1-9-1)
HEAD COACH PAUL SCHISSLER

Sept. 17	**Freeport Lions***	**W**	**29–6**	**Unknown**
Sept. 20	**Indianapolis Indians***	**W**	**2–0**	**2,500**
Sept. 27	**Pittsburgh Pirates**	**L**	**13–14**	**6,000**
Oct. 1	At Portsmouth Spartans	L	6–7	Unknown
Oct. 8	At Cincinnati Reds	W	3–0	1,500
Oct. 15	**Chicago Bears**	**L**	**9–12**	**12,000**
Oct. 22	At Boston Redskins	L	0–10	18,000
Oct. 29	At Brooklyn Dodgers	L	0–7	18,000
Nov. 5	At Green Bay	L	6–14	5,000
Nov. 12	**Cincinnati Reds**	**L**	**9–12**	**6,000**
Nov. 19	**Brooklyn Dodgers**	**L**	**0–3**	**4,000**
Nov. 30	At Chicago Bears	L	6–22	8,000
Dec. 3	**Boston Redskins**	**T**	**0–0**	**7,000**
Dec. 10	At St. Louis Gunners*	L	7–20	10,991

Home: 0–3–1. Away: 1–6. 90–127
*Non-league game

1934 (5-6)
HEAD COACH PAUL SCHISSLER

Sept. 23	At Cincinnati Reds	W	9–0	6,000
Sept. 30	At Detroit	L	0–6	18,000
Oct. 7	At Cincinnati Reds	W	16–0	2,500
Oct. 14	At Chicago Bears	L	0–20	15,000
Oct. 21	At Green Bay	L	0–15	4,000
Oct. 28	At Boston Redskins	L	0–9	10,000
Nov. 6	At Brooklyn Dodgers	W	21–0	7,000
Nov. 11	**Detroit**	**L**	**13–17**	**7,000**
Nov. 18	At Green Bay	W	9–0	3,000
Nov. 25	At Chicago Bears	L	6–17	13,800
Nov. 29	**Green Bay**	**W**	**6–0**	**3,500**
Dec. 2	At Kansas City Blues*	W	13–7	3,500
Dec. 5	At Tulsa Oilers*	W	20–7	1,200
Dec. 9	**Stanford Braves***	**W**	**37–2**	**12,000**
Dec. 13	**L.A. Bulldogs***	**L**	**10–13**	**Unknown**
Dec. 16	At S. California Maroons*	W	41–7	16,000
Dec. 20	**PCFL All-Stars***	**W**	**17–7**	**4,000**
Dec. 23	At Berkeley Giants*	W	21–0	7,000

Home: 1-1. Away: 4–5. 239–127
*Non-league game

1935 (6-4-2)
HEAD COACH MILAN CREIGHTON

Sept. 15	At Green Bay	W	7–6	10,000
Sept. 29	At Detroit	T	10–10	8,200
Oct. 13	At Green Bay	W	3–0	17,000
Oct. 20	At Pittsburgh Pirates	L	13–17	6,000
Oct. 27	At N.Y. Giants	W	14–13	32,000
Nov. 3	**Detroit**	**L**	**6–7**	**5,000**
Nov. 10	**Philadelphia**	**W**	**12–3**	**6,000**
Nov. 19	At Brooklyn Dodgers	L	12–14	18,000
Nov. 24	At Boston Redskins	W	6–0	6,000
Nov. 28	**Green Bay**	**W**	**9–7**	**7,500**
Dec. 1	At Chicago Bears	T	7–7	12,167
Dec. 8	**Chicago Bears**	**L**	**0–13**	**17,373**

Home: 2–2. Away: 4–2–2. 99–97

1936 (3-8-1)
HEAD COACH MILAN CREIGHTON

Sept. 13	At Green Bay	L	7–10	8,900
Sept. 20	At LaCrosse Lagers*	W	20–8	Unknown
Sept. 28	At Detroit	L	0–39	25,800
Oct. 4	At Green Bay	L	0–24	12,000
Oct. 11	At Chicago Bears	L	3–7	16,288
Oct. 18	At N.Y. Giants	L	6–14	17,000
Oct. 25	At Brooklyn Dodgers	L	0–9	20,000
Nov. 1	At Boston Redskins	L	10–13	7,000
Nov. 8	**Philadelphia**	**W**	**13–0**	**1,500**
Nov. 15	**Pittsburgh Pirates**	**W**	**14–6**	**3,856**
Nov. 22	**Detroit**	**L**	**7–14**	**7,579**
Nov. 29	**Chicago Bears**	**W**	**14–7**	**13,704**
Dec. 6	**Green Bay**	**T**	**0–0**	**5,000**
Dec. 13	**L.A. Bulldogs***	**T**	**10–10**	**15,000**

Home: 3–1–1. Away: 0–7. 104–153
*Non-league game

1937 (5-5-1)
HEAD COACH MILAN CREIGHTON

Sept. 12	At Green Bay	W	14–7	10,000
Sept. 19	At Detroit	L	7–16	17,000
Sept. 24	At Washington	W	21–14	22,367
Sept. 26	At Philadelphia	T	6–6	3,912
Oct. 3	At Cleveland Rams	W	6–0	10,000
Oct. 10	At Green Bay	L	13–34	18,000
Oct. 17	At Chicago Bears	L	7–16	23,000
Oct. 24	At Pittsburgh Pirates	W	13–7	8,963
Oct. 31	**Cleveland Rams**	**W**	**13–7**	**9,923**
Nov. 21	**Detroit**	**L**	**7–16**	**8,576**
Dec. 5	**Chicago Bears**	**L**	**28–42**	**7,313**

Home: 1–2 (25,812). Away: 4–3–1 (113,242). 135–165

1938 (2-9-0)
HEAD COACH MILAN CREIGHTON

Sept. 1	**College All-Stars***	**W**	**32–0**	**8,724**
Sept. 11	**Chicago Bears**	**L**	**13–16**	**20,000**
Sept. 17	At Cleveland Rams	W	7–6	7,500
Sept. 25	At Green Bay	L	7–28	22,000
Sept. 28	At Green Bay (Buffalo)	L	22–24	12,500
Oct. 2	At Brooklyn Dodgers	L	0–13	17,129
Oct. 11	L.A. Bulldogs* (At Charleston, W. Va.)	T	14–14	6,500
Oct. 16	At Chicago Bears	L	28–34	21,614
Oct. 23	At Detroit	L	0–10	17,917
Oct. 26	At Philadelphia (At Erie, Pa.)	L	0–7	15,000
Nov. 6	At N.Y. Giants	L	0–6	19,648
Nov. 13	**Cincinnati Bengals***	**T**	**14–14**	**5,000**
Nov. 20	**Detroit**	**L**	**3–7**	**8,279**
Nov. 27	**Cleveland Rams**	**W**	**31–17**	**2,200**

Home: 1–2–0. Away: 1–7–0. 171–196
*Non-league game

1939 (1–10)
HEAD COACH ERNIE NEVERS

Sept. 10	At Detroit	L	13–21	15,075
Sept. 17	At Green Bay	L	10–24	12,000
Sept. 24	At Pittsburgh Pirates	W	10–0	19,008
Oct. 1	**Detroit**	**L**	**3–17**	**9,000**
Oct. 8	At Green Bay	L	20–27	20,000
Oct. 15	At Chicago Bears	L	7–44	29,592
Oct. 22	**Cleveland Rams**	**L**	**0–24**	**10,000**
Nov. 5	At Cleveland Rams	L	0–14	8,378
Nov. 12	At N.Y. Giants	L	7–17	28,217
Nov. 19	At Washington	L	7–28	26,667
Nov. 26	**Chicago Bears**	**L**	**7–48**	**16,055**

Home: 0–3 (35,055). Away: 1–7 (158,937) 84–264

1940 (2–7–2)
HEAD COACH JIMMY CONZELMAN

Sept. 8	At Pittsburgh	T	7–7	22,000
Sept. 15	At Detroit (At Buffalo)	T	0–0	18,048
Sept. 25	**Chicago Bears**	**W**	**21–7**	**23,181**
Sept. 29	At Green Bay	L	6–31	21,000
Oct. 5	At Detroit	L	14–43	20,619
Oct. 13	At Washington	L	21–28	33,691
Oct. 20	At Cleveland Rams	L	14–26	13,683
Oct. 27	**Cleveland Rams**	**W**	**17–7**	**10,313**
Nov. 1	**Green Bay**	**L**	**7–28**	**11,364**
Nov. 24	At Brooklyn Dodgers	L	9–14	16,619
Dec. 1	At Chicago Bears	L	23–31	13,902

Home: 2–1 (44,858). Away: 0–6–2 (159,562). 139–222

1941 (3–7–1)
HEAD COACH JIMMY CONZELMAN

Sept. 9	At Kenosha Cardinals*	T	21–21	3,000
Sept. 16	**Cleveland Rams**	**L**	**6–10**	**15,000**
Sept. 27	**Detroit**	**T**	**14–14**	**15,458**
Oct. 5	At Green Bay (Milw.)	L	13–14	10,000
Oct. 12	At Chicago Bears	L	7–53	34,668
Oct. 19	At Brooklyn Dodgers	W	20–6	12,054
Oct. 26	At Philadelphia	L	14–21	12,683
Nov. 2	At N.Y. Giants	W	10–7	29,289
Nov. 16	At Green Bay	L	9–17	15,495
Nov. 23	At Cleveland Rams	W	7–0	5,000
Nov. 30	At Detroit	L	3–21	17,051
Dec. 7	**Chicago Bears**	**L**	**24–34**	**18,879**

Home: 0–2–1 (49,337). Away: 3–5–0 (139,240). 148–218

*Non-league game

1942 (3–8)
HEAD COACH JIMMY CONZELMAN

Sept. 6	Western Army All-Stars* (At Denver, Colo.)	L	10–16	20,000
Sept. 13	At Cleveland Rams (At Buffalo)	W	7–0	18,698
Sept. 20	**Detroit**	**W**	**13–0**	**14,742**
Oct. 4	**Green Bay**	**L**	**13–17**	**25,000**
Oct. 11	At Chicago Bears	L	14–41	38,500
Oct. 18	At Detroit	W	7–0	14,100
Oct. 25	At Cleveland Rams	L	3–7	7,896
Nov. 1	At Green Bay	L	24–55	15,000
Nov. 8	At Washington	L	0–28	35,425
Nov. 15	**Wichita Aero Commanders***	**W**	**35–7**	**5,000**
Nov. 22	At Pittsburgh	L	3–19	20,711
Nov. 29	At N.Y. Giants	L	7–21	20,354
Dec. 6	**Chicago Bears**	**L**	**7–21**	**8,251**

Home: 1–2 (52,993). Away: 2–6 (170,684). 143–232

*Non-league game.

1943 (0–10)
HEAD COACH PHIL HANDLER

Sept. 19	At Detroit	L	14–35	23,408
Sept. 26	**Washington (Buffalo)***	**L**	**21–43**	**20,707**
Oct. 3	**Green Bay**	**L**	**7–28**	**15,563**
Oct. 10	**Chicago Bears**	**L**	**0–20**	**24,658**
Oct. 17	**Detroit (Buffalo)**	**L**	**0–7**	**15,072**
Oct. 24	At Washington	L	7–13	35,540
Oct. 31	At Phila.-Pitt. Steagles	L	13–34	16,351
Nov. 7	At Brooklyn Dodgers	L	0–7	13,340
Nov. 14	At Green Bay	L	14–35	11,000
Nov. 21	At N.Y. Giants	L	13–24	19,804
Nov. 28	**Chicago Bears**	**L**	**24–35**	**17,219**

Home: 0–5 (93,219). Away: 0–5 (119,443). 116–281

*Non-league game

1944 (0–10)+
CO-COACH PHIL HANDLER (CARDINALS)
CO-COACH WALT KIESLING (STEELERS)

Sept. 12	**Philadelphia***	**L**	**0–22**	**20,000**
Sept. 18	Washington* (At Pitt., Pa.)	L	0–3	17,085
Sept. 24	Cleveland Rams (At Pitt., Pa.)	L	28–30	20,968
Oct. 1	N.Y. Giants* (At Pitt., Pa.)	W	17–16	Unknown
Oct. 8	At Green Bay	L	7–34	16,500
Oct. 15	At Chicago Bears	L	7–34	20,940
Oct. 22	At N.Y. Giants	L	0–23	40,734
Oct. 29	At Washington	L	20–42	35,540
Nov. 5	Vs. Detroit (At Pitt., Pa.)	L	0–27	17,743
Nov. 12	At Detroit	L	0–10	13,239
Nov. 19	**Cleveland Rams**	**L**	**6–33**	**14,632**
Nov. 26	**Green Bay**	**L**	**20–35**	**7,158**
Dec. 3	Chicago Bears (At Pittsburgh, Pa.)	L	7–49	9,069

Home: 0–6. Away: 0–4. 112–368

*Non-league game

+The Cardinals and Steelers combined teams for the 1944 season as a wartime emergency measure. Coaching duties were divided between the teams' head coaches. Home games were divided between Pittsburgh and Chicago.

1945 (1–9)
HEAD COACH PHIL HANDLER

Sept. 17	Washington* (At Buffalo, N.Y.)	T	7–7	Unknown
Sept. 23	Detroit (At Milwaukee, Wisc.)	L	0–10	5,461
Sept. 30	At Cleveland Rams	L	0–21	10,872
Oct. 7	At Philadelphia	L	6–26	25,581
Oct. 14	At Chicago Bears	W	16–7	20,784
Oct. 21	At Detroit	L	0–26	32,644
Oct. 28	At Green Bay	L	14–33	19,221
Nov. 4	At Washington	L	21–24	35,000
Nov. 11	At Pittsburgh	L	0–23	13,153
Nov. 18	**Cleveland Rams**	**L**	**21–35**	**18,000**
Dec. 2	**Chicago Bears**	**L**	**20–28**	**13,925**

Home: 0–2. Away: 1–7. 105–240

*Non-league game

1946 (6–5)
HEAD COACH JIMMY CONZELMAN

Sept. 20	At Pittsburgh	L	7–14	32,851
Sept. 30	**Detroit**	**W**	**34–14**	**26,842**
Oct. 6	**Chicago Bears**	**L**	**17–34**	**39,263**
Oct. 13	At Detroit	W	36–14	23,987
Oct. 20	At N.Y. Giants	L	24–28	50,681
Oct. 27	**L.A. Rams**	**W**	**34–10**	**38,180**
Nov. 3	At Boston Yanks	W	28–14	10,556
Nov. 10	**Green Bay**	**L**	**7–19**	**30,691**
Nov. 17	At L.A. Rams	L	14–17	38,271
Nov. 24	At Green Bay	W	24–6	16,150
Dec. 1	At Chicago Bears	W	35–28	47,511

Home: 2–2 (134,976). Away: 4–3 (220,007). 260–198

1947 (9–3, NFL Champion)
HEAD COACH JIMMY CONZELMAN

Sept. 28	**Detroit**	**W**	**45–21**	**22,739**
Oct. 5	**Chicago Bears**	**W**	**31–7**	**51,123**
Oct. 12	At Green Bay	W	14–10	25,502
Oct. 19	At L.A. Rams	L	7–27	69,631
Oct. 26	**Boston Yankees**	**W**	**27–7**	**22,286**
Nov. 2	**L.A. Rams**	**W**	**17–10**	**40,575**
Nov. 9	At Detroit	W	17–7	27,513
Nov. 16	**Green Bay**	**W**	**21–20**	**40,086**
Nov. 23	At Washington	L	21–45	35,362
Nov. 30	At N.Y. Giants	L	31–35	28,744
Dec. 7	At Philadelphia	W	45–21	34,432
Dec. 14	At Chicago Bears	W	30–21	48,632

Home: 5–0 (176,809). Away: 4–3 (221,184). 306–231

NFL Championship Game, Comiskey Park, Chicago

Dec. 28	Philadelphia	W	28–21	30,759

1948 (11–1)
HEAD COACH JIMMY CONZELMAN

Sept. 24	**Philadelphia**	**W**	**21–14**	**25,875**
Oct. 4	**Chicago Bears**	**L**	**17–28**	**52,765**
Oct. 10	At Green Bay (Milw.)	W	17–7	34,369
Oct. 17	At N.Y. Giants	W	63–35	35,342
Oct. 24	**Boston Yanks**	**W**	**49–27**	**23,433**
Oct. 31	At L.A. Rams	W	27–22	32,149
Nov. 7	**Detroit**	**W**	**56–20**	**24,051**
Nov. 14	At Pittsburgh	W	24–7	33,364
Nov. 21	**L.A. Rams**	**W**	**27–24**	**29,031**
Nov. 25	At Detroit	W	28–14	22,957
Dec. 5	**Green Bay**	**W**	**42–7**	**26,072**
Dec. 12	At Chicago Bears	W	24–21	51,283

Home: 5–1 (181,227). Away: 6–0 (209,464). 395–226

NFL Championship Game, Shibe Park, Philadelphia

Dec. 19	At Philadelphia	L	0–7	36,309

1949 (6–5–1)

HEAD COACHES BUDDY PARKER (5 GAMES) PHIL HANDLER (7 GAMES)

Sept. 26	**Washington**	**W**	**38–7**	**24,136**
Oct. 2	**Chicago Bears**	**L**	**7–17**	**52,867**
Oct. 8	At Philadelphia	L	3–28	34,576
Oct. 16	At Green Bay (Milw.)	W	39–17	18,164
Oct. 23	**Detroit**	**L**	**7–24**	**23,215**
Oct. 30	**N.Y. Giants**	**L**	**38–41**	**21,339**
Nov. 6	At Detroit	W	42–19	22,479
Nov. 13	At N.Y. Bulldogs	W	65–20	9,072
Nov. 20	**L.A. Rams**	**T**	**28–28**	**34,100**
Nov. 27	**Green Bay**	**W**	**41–21**	**16,787**
Dec. 4	At L.A. Rams	W	31–27	74,673
Dec. 11	At Chicago Bears	L	21–52	50,101
Home: 2–3–1 (171,444). Away: 4–2 (209,065).			360–301	

1950 (5–7)

HEAD COACH EARL "CURLY" LAMBEAU

Sept. 24	**Philadelphia**	**L**	**7–45**	**24,914**
Oct. 2	**Baltimore**	**W**	**55–13**	**14,439**
Oct. 8	At Chicago Bears	L	6–27	48,025
Oct. 15	At Cleveland	L	24–34	33,774
Oct. 22	At Washington	W	38–28	27,856
Oct. 29	**N.Y. Giants**	**W**	**17–3**	**23,964**
Nov. 5	**Cleveland**	**L**	**7–10**	**38,456**
Nov. 12	At N.Y. Giants	L	21–51	22,380
Nov. 19	At Philadelphia	W	14–10	28,368
Nov. 23	**Pittsburgh**	**L**	**17–28**	**11,622**
Dec. 3	**Chicago Bears**	**W**	**20–10**	**31,919**
Dec. 10	At Pittsburgh	L	7–28	18,301
Home: 3–3 (145,314). Away: 2–4 (178,704).			233–287	

1951 (3–9)

HEAD COACH EARL "CURLY" LAMBEAU

Sept. 30	**Philadelphia**	**L**	**14–17**	**16,129**
Oct. 7	**Chicago Bears**	**W**	**28–14**	**33,781**
Oct. 14	At N.Y. Giants	L	17–28	28,095
Oct. 21	At Washington	L	3–7	22,960
Oct. 28	**Pittsburgh**	**L**	**14–28**	**14,773**
Nov. 4	**Cleveland**	**L**	**17–34**	**19,742**
Nov. 11	At L.A. Rams	L	21–45	29,996
Nov. 18	At San Francisco	W	27–21	19,658
Nov. 25	**N.Y. Giants**	**L**	**0–10**	**11,892**
Dec. 2	At Cleveland	L	28–49	30,550
Dec. 9	**Washington**	**L**	**17–20**	**9,459**
Dec. 16	At Chicago Bears	W	24–14	15,085
Home: 1–5 (105,776). Away: 2–4 (146,344).			210–287	

1952 (4–8)

HEAD COACH JOE KUHARICH

Sept. 29	**Washington**	**L**	**7–23**	**17,837**
Oct. 5	**Chicago Bears**	**W**	**21–10**	**34,697**
Oct. 12	At Washington	W	17–6	24,600
Oct. 19	At N.Y. Giants	W	24–23	41,182
Oct. 26	**Pittsburgh**	**L**	**28–34**	**20,395**
Nov. 2	**N.Y. Giants**	**L**	**6–28**	**27,195**
Nov. 9	At Cleveland	L	13–28	34,097
Nov. 16	At Philadelphia	L	7–10	18,908
Nov. 23	At Pittsburgh	L	14–17	18,330
Nov. 30	**Philadelphia**	**W**	**28–22**	**13,577**
Dec. 7	**Cleveland**	**L**	**0–10**	**24,541**
Dec. 14	At Chicago Bears	L	7–10	32,578
Home: 2–4 (138,242). Away: 2–4 (169,695).			172–221	

1953 (1–10–1)

HEAD COACH JOE STYDAHAR

Sept. 27	**Washington**	**L**	**13–24**	**16,055**
Oct. 4	**Cleveland**	**L**	**7–27**	**24,374**
Oct. 11	At Pittsburgh	L	28–31	25,935
Oct. 18	At N.Y. Giants	L	7–21	30,301
Oct. 25	**Philadelphia**	**L**	**17–56**	**22,064**
Nov. 1	**N.Y. Giants**	**L**	**20–23**	**17,499**
Nov. 8	At Washington	L	17–28	19,654
Nov. 15	**L.A. Rams**	**T**	**24–24**	**26,674**
Nov. 21	At Philadelphia	L	0–38	19,402
Nov. 29	At Cleveland	L	16–27	24,499
Dec. 6	**Pittsburgh**	**L**	**17–21**	**14,138**
Dec. 13	At Chicago Bears	W	24–17	38,059
Home: 0–5–1 (120,804). Away: 1–5 (157,850).			190–337	

1954 (2–10)

HEAD COACH JOE STYDAHAR

Sept. 26	**N.Y. Giants**	**L**	**10–41**	**16,780**
Oct. 3	**Philadelphia**	**L**	**16–35**	**17,084**
Oct. 10	At Cleveland	L	7–31	24,101
Oct. 17	At N.Y. Giants	L	17–31	31,256
Oct. 24	**Cleveland**	**L**	**3–35**	**23,823**
Oct. 31	**Pittsburgh**	**W**	**17–14**	**18,765**
Nov. 7	At Philadelphia	L	14–30	21,963
Nov. 14	At L.A. Rams	L	17–28	40,739
Nov. 21	**Washington**	**W**	**38–16**	**15,619**
Nov. 28	At Pittsburgh	L	17–20	14,460
Dec. 5	**Chicago Bears**	**L**	**7–29**	**33,594**
Dec. 12	At Washington	L	20–37	18,107
Home: 2–4 (125,665). Away: 0–6 (150,626).			183–347	

1955 (4–7–1)

HEAD COACH RAY RICHARDS

Sept. 26	At Pittsburgh	L	7–14	26,359
Oct. 2	**N.Y. Giants**	**W**	**28–17**	**9,555**
Oct. 9	At Washington	W	24–10	26,337
Oct. 16	At N.Y. Giants	L	0–10	7,000
Oct. 23	**Philadelphia**	**T**	**24–24**	**24,620**
Oct. 30	**Cleveland**	**L**	**20–26**	**29,471**
Nov. 5	**Pittsburgh**	**W**	**27–13**	**23,310**
Nov. 13	At Green Bay	L	14–31	20,104
Nov. 20	**Washington**	**L**	**0–31**	**16,901**
Nov. 27	**Chicago Bears**	**W**	**53–14**	**47,314**
Dec. 4	At Philadelphia	L	3–27	19,378
Dec. 11	At Cleveland	L	24–35	25,914
Home: 3–2–1 (151,171). Away: 1–5 (125,092).			224–252	

1956 (7–5)

HEAD COACH RAY RICHARDS

Sept. 30	**Cleveland**	**W**	**9–7**	**20,966**
Oct. 7	**N.Y. Giants**	**W**	**35–27**	**21,799**
Oct. 14	At Washington	W	31–3	25,794
Oct. 21	At Philadelphia	W	20–6	36,545
Oct. 28	**Washington**	**L**	**14–17**	**30,553**
Nov. 4	**Philadelphia**	**W**	**28–17**	**27,609**
Nov. 11	At N.Y. Giants	L	10–23	62,410
Nov. 18	At Pittsburgh	L	7–14	24,086
Nov. 25	**Pittsburgh**	**W**	**38–27**	**17,724**
Dec. 2	**Green Bay**	**L**	**21–24**	**22,620**
Dec. 9	At Chicago Bears	L	3–10	48,606
Dec. 16	At Cleveland	W	24–7	25,312
Home: 4–2 (141,271). Away: 3–3 (222,753).			240–182	

1957 (3–9)

HEAD COACH RAY RICHARDS

Sept. 29	At San Francisco	W	20–10	35,743
Oct. 6	**Washington**	**L**	**14–37**	**18,278**
Oct. 13	At Pittsburgh	L	20–29	29,446
Oct. 20	At Washington	W	44–14	23,159
Oct. 27	**Cleveland**	**L**	**7–17**	**26,341**
Nov. 3	**Philadelphia**	**L**	**21–38**	**18,718**
Nov. 10	At N.Y. Giants	L	14–27	46,402
Nov. 24	**N.Y. Giants**	**L**	**21–28**	**19,200**
Dec. 1	At Cleveland	L	0–31	40,525
Dec. 8	**Chicago Bears**	**L**	**6–14**	**43,735**
Dec. 15	At Philadelphia	W	31–27	12,555
Dec. 22	**Pittsburgh**	**L**	**2–27**	**10,084**
Home: 0–6 (136,356). Away: 3–3 (187,830).			200–299	

1958 (2–9–1)

HEAD COACH FRANK "POP" IVY

Sept. 28	At N.Y. Giants (Buffalo)	L	7–37	21,923
Oct. 4	**Washington**	**W**	**37–10**	**21,824**
Oct. 12	At Cleveland	L	28–35	65,403
Oct. 19	At N.Y. Giants	W	23–6	52,684
Oct. 26	**Cleveland**	**L**	**24–38**	**30,933**
Nov. 2	**Philadelphia**	**T**	**21–21**	**17,486**
Nov. 9	At Washington	L	31–45	26,196
Nov. 16	At Philadelphia	L	21–49	18,315
Nov. 23	**Pittsburgh**	**L**	**20–27**	**15,946**
Nov. 30	**L.A. Rams**	**L**	**14–20**	**13,014**
Dec. 7	At Chicago Bears	L	14–30	41,617
Dec. 13	At Pittsburgh	L	21–38	16,660
Home: 1–3–1 (99,203). Away: 1–6. (242,798).			261–356	

1959 (2–10)

HEAD COACH FRANK "POP" IVY (FINAL SEASON IN CHICAGO)

Sept. 27	**Washington**	**W**	**49–21**	**21,892**
Oct. 4	**Cleveland**	**L**	**7–34**	**19,935**
Oct. 11	At Washington	L	14–23	25,937
Oct. 18	At Cleveland	L	7–17	46,422
Oct. 25	**Philadelphia (Mpls.)**	**L**	**24–28**	**20,112**
Nov. 1	**Pittsburgh**	**W**	**45–24**	**23,187**
Nov. 8	At N.Y. Giants	L	3–9	56,779
Nov. 15	At Philadelphia	L	17–27	28,887
Nov. 22	**N.Y. Giants (Mpls.)**	**L**	**20–30**	**26,625**
Nov. 29	**Chicago Bears**	**L**	**7–31**	**48,687**
Dec. 6	At Detroit	L	21–45	45,811
Dec. 13	At Pittsburgh	L	20–35	19,011
			234–324	

Home: 2–2 (113,701). Home (Neutral): 0–2 (46,737). Away: 0–6 (222,847).
Note: Four Cardinals home games were played at Chicago's Soldier Field and two at Metropolitan Stadium in Minneapolis.

1960 (6–5–1)
HEAD COACH FRANK "POP" IVY
(FIRST SEASON IN ST. LOUIS)

Sept. 23	At L.A. Rams	W	43–21	47,448
Oct. 2	**N.Y. Giants**	**L**	**14–35**	**26,089**
Oct. 9	At Philadelphia	L	27–31	33,701
Oct. 16	At Pittsburgh	L	14–27	22,971
Oct. 23	**Dallas**	**W**	**12–10**	**23,128**
Oct. 30	At N.Y. Giants	W	20–13	58,516
Nov. 6	**Washington**	**W**	**44–7**	**22,458**
Nov. 13	At Cleveland	L	27–28	49,192
Nov. 20	At Washington	W	26–14	23,848
Nov. 27	**Cleveland**	**T**	**17–17**	**26,146**
Dec. 4	**Philadelphia**	**L**	**6–20**	**21,358**
Dec. 18	**Pittsburgh**	**W**	**38–7**	**20,840**
Home: 3–2–1 (140,019). Away: 3–3 (235,676).			288–230	

USUAL STARTING LINEUP

Offense
LE Sonny Randle
LT Ed Cook
LG Mike McGee
C Don Gillis
RG Ken Gray
Tom Day
RT Ken Panfil
TE Hugh McInnis
FL Joe Childress
QB John Roach
RB John David Crow
FB Mal Hammack
K Gerry Perry

Defense
LE Leo Sugar
LT Don Owens
RT Frank Fuller
RE Luke Owens
LLB John Tracey
MLB Dale Meinert
RLB Bill Koman
LCB Joe Driskill
Billy Stacy
RCB Jimmy Hill
LS Jerry Norton
RS Larry Wilson
Jimmy Hill
P Jerry Norton

TEAM STATISTICS

	Cards	Opp.
Total First Downs	**229**	**158**
Rushing	128	56
Passing	88	93
Penalty	13	9
Total Net Yards	**4,167**	**3,029**
Avg. Per Game	347.3	252.4
Total Plays	838	723
Avg. Per Play	5.0	4.2
Net Yards Rushing	**2,356**	**1,212**
Avg. Per Game	196.3	101.0
Total Rushes	484	344
Net Yards Passing	**1,811**	**1,817**
Avg. Per Game	150.9	151.4
Yards Lost Att. to Pass	179	330
Gross Yards	1,990	2,004
Att./Comp./Pct.	285/126/44.2	301/156/51.8
Had Intercepted	25	21
Punts/Average	**44/44.7**	**64/44.2**
Net Punting Average	**38.9**	**39.9**
Penalties/Yards	**46/456**	**59/500**
Fumbles/Lost	**43/21**	**35/23**
Touchdowns	**34**	**30**
Rushing	13	8
Passing	20	20
Returns	1	2

NOTES

NFL approves Cards' move from Chicago to St. Louis on March 13 … team plays in 34,000-seat Sportsman's Park … with no regular practice site, the team practices at an open field at a city park … running back **John David Crow** breaks **Ollie Matson's** single-season rushing mark with 1,071 yards … Crow sets franchise single-game mark that stood for 35 years with 203 yards vs. Pittsburgh on Dec. 18 … Cards lead NFL in rushing with 2,356 yards (196.3 yards per game) and in rushing defense, allowing 1,212 yards (101 yards per game) … defense also leads league, allowing 252.4 yards per game, 158 first downs, and just 56 first downs rushing … wide receiver **Sonny Randle** leads NFL with club-record 15 touchdowns receiving on 62 receptions … little-known Utah halfback **Larry Wilson**, selected in seventh round of draft, converts to safety due to injuries.

1961 (7–7)
HEAD COACH FRANK "POP" IVY

Sept. 17	At N.Y. Giants	W	21–10	58,059
Sept. 24	At Cleveland	L	17–20	50,443
Oct. 1	At Philadelphia	W	30–27	59,399
Oct. 8	**N.Y. Giants**	**L**	**9–24**	**23,713**
Oct. 15	**Philadelphia**	**L**	**7–20**	**20,262**
Oct. 22	At Washington	W	24–0	28,037
Oct. 29	**Cleveland**	**L**	**10–21**	**26,696**
Nov. 5	At Dallas	W	31–17	20,500
Nov. 12	**Detroit**	**L**	**14–45**	**20,320**
Nov. 19	At Baltimore	L	0–16	56,112
Nov. 26	At Pittsburgh	L	27–30	17,090
Dec. 3	**Washington**	**W**	**38–24**	**16,204**
Dec. 10	**Dallas**	**W**	**31–13**	**15,384**
Dec. 17	**Pittsburgh**	**W**	**20–0**	**16,298**
Home: 3–4 (138,877). Away: 4–3 (289,640).			279–267	

USUAL STARTING LINEUP

Offense
LE Sonny Randle
LT Ed Cook
LG Mike McGee
C Don Gillis
RG Ken Gray
RT Ernie McMillan
Gerry Perry
TE Taz Anderson
Hugh McInnis
FL Bobby Joe Conrad
Billy Stacy
QB Sam Etcheverry
Ralph Guglielmi
Charley Johnson
RB Prentice Gautt
John David Crow
FB Frank Mestnik
K Gerry Perry

Defense
LE Joe Robb
Ed Henke
LT Don Owens
RT Frank Fuller
RE Ed Henke
Luke Owens
LLB Ted Bates
MLB Dale Meinert
RLB Bill Koman
LCB Billy Stacy
Bill West
RCB Jimmy Hill
LS Jerry Norton
RS Larry Wilson
Joe Driskill
P Jerry Norton

TEAM STATISTICS

	Cards	Opp.
Total First Downs	**202**	**215**
Rushing	83	91
Passing	110	112
Penalty	9	12
Total Net Yards	**3,378**	**3,986**
Avg. Per Game	241.3	284.7
Total Plays	839	971
Avg. Per Play	4.0	4.1
Net Yards Rushing	**1,405**	**1,676**
Avg. Per Game	100.4	119.7
Total Rushes	386	477
Net Yards Passing	**1,973**	**2,310**
Avg. Per Game	140.9	165.0
Yards Lost Att. to Pass	461	334
Gross Yards	2,434	2,644
Att./Comp./Pct.	351/168/47.9	389/187/48.1
Had Intercepted	23	24
Punts/Average	**85/44.7**	**67/43.5**
Net Punting Average	**39.6**	**38.5**
Penalties/Yards	**57/535**	**59/546**
Fumbles/Lost	**39/18**	**36/20**
Touchdowns	**37**	**30**
Rushing	8	11
Passing	21	18
Returns	8	1

NOTES

Cards sign decade-long CFL passing leader **Sam Etcheverry** and trade quarterback **John Roach** for running back **Prentice Gautt** and wide receiver **Taz Anderson** … Gautt and Anderson enjoy productive Cardinal careers … Etcheverry, who passed for 30,381 yards and 183 touchdowns in nine seasons for the Montreal Alouettes, hurts his arm in training camp … coupled with running back **John David Crow's** broken ankle, Cards finish 7–7 … Head Coach **Frank "Pop" Ivy** resigns with two games remaining … Cards win both remaining contests as assistants **Chuck Drulis**, **Ray Prochaska**, and **Ray Willsey** assume coaching reins … during the season, Drulis and his prize pupil, second-year safety **Larry Wilson**, perfected the safety blitz.

1962 (4–9–1)

HEAD COACH WALLY LEMM

Sept. 16	At Philadelphia	W	27–21	58,910
Sept. 23	At Green Bay	L	0–17	44,885
Sept. 30	At Washington	L	14–24	37,419
Oct. 7	**N.Y. Giants**	**L**	**14–31**	**20,327**
Oct. 14	**Washington**	**T**	**17–17**	**18,104**
Oct. 21	**Cleveland**	**L**	**7–34**	**23,256**
Oct. 28	At Dallas	W	28–24	16,027
Nov. 4	At N.Y. Giants	L	28–31	62,775
Nov. 11	**Pittsburgh**	**L**	**17–26**	**20,264**
Nov. 18	At Cleveland	L	14–38	41,815
Nov. 25	**San Francisco**	**L**	**17–24**	**17,532**
Dec. 2	At Pittsburgh	L	7–19	17,265
Dec. 9	**Dallas**	**W**	**52–20**	**14,102**
Dec. 16	**Philadelphia**	**W**	**45–35**	**14,989**

Home: 2–4–1 (128,574). Away: 2–5 (279,096). 287–361

USUAL STARTING LINEUP

Offense

LE Sonny Randle
LT Ed Cook
LG Mike McGee
C Bob DeMarco
RG Ken Gray
RT Ernie McMillan
TE Taz Anderson
FL Bobby Joe Conrad
QB Charley Johnson
Sam Etcheverry
RB John David Crow
Mal Hammack
Joe Childress
K Gerry Perry

Defense

LE Joe Robb
DT Don Owens
DT Frank Fuller
RE Luke Owens
LLB Marion Rushing
MLB Garland Boyette
Dale Meinert
RLB Bill Koman
LCB Billy Stacy
RCB Jimmy Hill
LS Norm Beal
RS Larry Wilson
P Sam Etcheverry

TEAM STATISTICS

	Cards	Opp.
Total First Downs	**268**	**251**
Rushing	109	93
Passing	138	141
Penalty	21	17
Total Net Yards	**4,798**	**4,719**
Avg. Per Game	342.7	337.1
Total Plays	923	923
Avg. Per Play	5.2	5.1
Net Yards Rushing	**1,698**	**1,732**
Avg. Per Game	121.3	123.7
Total Rushes	416	452
Net Yards Passing	**3,100**	**2,987**
Avg. Per Game	221.4	213.4
Yards Lost Att. to Pass	288	315
Gross Yards	3,388	3,302
Att./Comp./Pct.	434/220/51.7	377/196/51.9
Had Intercepted	30	16
Punts/Average	**59/38.3**	**61/40.5**
Penalties/Yards	**56/655**	**63/584**
Fumbles/Lost	**37/21**	**23/15**
Touchdowns	**39**	**44**
Rushing	20	18
Passing	18	21
Returns	1	5

NOTES

Violet Wolfner Bidwill, widow of Card owner **Charles W. Bidwill**, **Sr.**, passes away … sons **Bill** and **Charles (Stormy) Bidwill** become legal owners and retain their titles of president (Stormy) and vice-president (Bill) … **Wally Lemm**, a former Cardinal assistant coach, selected head coach … **Charley Johnson**, a "future" draft pick in 1960, becomes starting quarterback in the fifth game of the season and sets team records for pass attempts (308), completions (150), and yardage (2,440) … he also sets single-game mark with 386 yards against Philadelphia on Dec. 16 as Cards (589 yards total offense) and Eagles (498 yards) combine for 1,087 total yards, the second-highest total in NFL history … **Bobby Joe Conrad** switches from running back to flanker and catches 62 passes to tie a club record set two years earlier by **Sonny Randle** … Randle sets pair of team marks with 16 receptions for 256 yards at N.Y. Giants on Nov. 4.

1963 (9–5)

HEAD COACH WALLY LEMM

Sept. 14	At Dallas	W	34–7	36,432
Sept. 22	At Philadelphia	W	28–24	60,671
Sept. 29	At Pittsburgh	L	10–23	28,225
Oct. 6	At Minnesota	W	56–14	30,220
Oct. 13	**Pittsburgh**	**W**	**24–23**	**23,715**
Oct. 20	**Green Bay**	**L**	**7–30**	**32,224**
Oct. 27	At Washington	W	21–7	46,921
Nov. 3	**N.Y. Giants**	**L**	**21–38**	**29,482**
Nov. 10	**Washington**	**W**	**24–20**	**18,197**
Nov. 17	At Cleveland	W	20–14	75,232
Nov. 24	At N.Y. Giants	W	24–17	62,992
Dec. 1	**Cleveland**	**L**	**10–24**	**32,531**
Dec. 8	**Philadelphia**	**W**	**38–14**	**15,979**
Dec. 15	**Dallas**	**L**	**24–28**	**12,695**

Home: 3–4 (164,823). Away: 6–1 (340,693). 341–283

USUAL STARTING LINEUP

Offense

LE Sonny Randle
LT Irv Goode
LG Ed Cook
C Bob DeMarco
RG Ken Gray
RT Ernie McMillan
TE Jackie Smith
Taz Anderson
FL Bobby Joe Conrad
QB Charley Johnson
FB Joe Childress
RB Bill Triplett
K Jim Bakken

Defense

LE Joe Robb
LT Don Owens
RT Luke Owens
RE Don Brumm
LLB Larry Stallings
Marion Rushing
MLB Dale Meinert
RLB Bill Koman
LCB Pat Fischer
RCB Jimmy Hill
LS Jerry Stovall
Billy Stacy
RS Larry Wilson
P Jim Bakken

TEAM STATISTICS

	Cards	Opp.
Total First Downs	**254**	**235**
Rushing	105	105
Passing	134	107
Penalty	15	23
Total Net Yards	**4,870**	**3,954**
Avg. Per Game	347.9	282.4
Total Plays	901	872
Avg. Per Play	5.4	4.5
Net Yards Rushing	**1,839**	**1,802**
Avg. Per Game	131.4	128.7
Total Rushes	423	461
Net Yards Passing	**3,031**	**2,152**
Avg. Per Game	216.5	153.7
Sacked/Yards Lost	40/372	41/364
Gross Yards	3,403	2,516
Att./Comp./Pct.	438/228/52.1	370/180/48.6
Had Intercepted	21	18
Punts/Average	**65/40.7**	**74/40.1**
Penalties/Yards	**69/692**	**53/581**
Fumbles/Lost	**29/18**	**32/18**
Touchdowns	**44**	**34**
Rushing	10	19
Passing	30	13
Returns	4	2

NOTES

Bolstered by an exceptional draft, the Cardinals finish 9–5, their best record since 1948 … eight draftees—end **Don Brumm**, linebacker **Dave Meggysey**, tackle **Bob Reynolds**, defensive tackle **Sam Silas**, tight end **Jackie Smith**, linebacker **Larry Stallings**, defensive back **Jerry Stovall**, and running back **Bill Thornton**—become multi-year starters … flanker **Bobby Joe Conrad** catches club-record 73 passes for 967 yards with 10 touchdowns … quarterback **Charley Johnson** sets four team single-season passing marks—attempts (423), completions (222), yardage (3,280) and touchdowns (28, still a club record tied by **Neil Lomax** in 1984) … ground broken for a multi-purpose stadium in St. Louis.

1964 (9–3–2)

HEAD COACH WALLY LEMM

Sept. 12	At Dallas	W	16–6	36,605
Sept. 20	At Cleveland	T	33–33	76,954
Sept. 27	At San Francisco	W	23–13	30,969
Oct. 4	At Washington	W	23–17	49,219
Oct. 12*	At Baltimore	L	27–47	60,213
Oct. 18	**Washington**	**W**	**38–24**	**23,748**
Oct. 25	**Dallas**	**L**	**13–31**	**28,253**
Nov. 1	At N.Y. Giants	L	17–34	63,072
Nov. 8	**Pittsburgh**	**W**	**34–30**	**28,245**
Nov. 15	**N.Y. Giants**	**T**	**10–10**	**29,608**
Nov. 22	At Philadelphia	W	38–13	60,671
Nov. 29	At Pittsburgh	W	21–20	27,807
Dec. 6	**Cleveland**	**W**	**28–19**	**31,585**
Dec. 13	**Philadelphia**	**W**	**36–34**	**24,636**

Home: 4–4–1 (166,075). Away: 5–2–1 (405,510). 357–331

Non–Advancing Playoff Bowl between second-place teams

Jan. 3, 1965	Vs. Green Bay (At Miami)	W	24–17	56,218

*Scheduling conflict with St. Louis baseball Cardinals' participation in the 1964 World Series moves home game to Baltimore.

USUAL STARTING LINEUP

Offense

LE Sonny Randle, Billy Gambrell
LT Bob Reynolds
LG Irv Goode
C Bob DeMarco
RG Ken Gray
RT Ernie McMillan
TE Taz Anderson, Jackie Smith
FL Bobby Joe Conrad
QB Charley Johnson
RB John David Crow, Prentice Gautt, Joe Childress
K Jim Bakken

Defense

LE Joe Robb
LT Sam Silas
RT Luke Owens
RE Don Brumm
LLB Larry Stallings, Mal Hammack
MLB Dale Meinert
RLB Bill Koman
LCB Pat Fischer
RCB Jim Burson, Jimmy Hill
LS Jerry Stovall
RS Larry Wilson
P Jackie Smith

TEAM STATISTICS

	Cards	Opp.
Total First Downs	**275**	**235**
Rushing	95	96
Passing	152	128
Penalty	28	11
Total Net Yards	**4,517**	**4,292**
Avg. Per Game	322.6	306.6
Total Plays	915	845
Avg. Per Play	4.9	5.1
Net Yards Rushing	**1,770**	**1,809**
Avg. Per Game	126.4	129.2
Total Rushes	456	414
Net Yards Passing	**2,747**	**2,483**
Avg. Per Game	196.2	177.4
Sacked/Yards Lost	37/298	42/356
Gross Yards	3,045	2,839
Att./Comp./Pct.	422/223/52.8	390/194/49.7
Had Intercepted	24	25
Punts/Average	**56/40.9**	**67/43.5**
Penalties/Yards	**64/579**	**71/695**
Fumbles/Lost	**29/16**	**24/14**
Touchdowns	**40**	**36**
Rushing	12	13
Passing	21	21
Returns	7	2

NOTES

Cards spurn overture from Atlanta to relocate to the South with promise of a new stadium … Cards improve to 9–3–2 record, second in NFL's Eastern Conference to eventual NFL champion Cleveland's 10–3–1 mark … Cards gain tie and victory, however, against Browns during regular-season play … cornerback **Pat Fischer** earns all-pro honors with 10 interceptions, second in the league … quarterback **Charley Johnson** finishes season throwing a touchdown pass in 11 consecutive games and pushes the streak to 16 straight in 1965 … Cards defeat Green Bay 24–17 at Miami in non-advancing Playoff Bowl between second-place finishers in each conference … World Series conflict with baseball Cardinals moves Oct. 12 home game vs. Colts to Baltimore.

1965 (5–9)

HEAD COACH WALLY LEMM

Sept. 19	At Philadelphia	L	27–34	54,260
Sept. 26	At Cleveland	W	49–13	80,161
Oct. 4	**Dallas**	**W**	**20–13**	**32,034**
Oct. 10	At Washington	W	37–16	50,205
Oct. 17	At Pittsburgh	W	20–7	31,085
Oct. 24	**Washington**	**L**	**20–24**	**32,228**
Oct. 31	At N.Y. Giants	L	10–14	62,807
Nov. 7	**Pittsburgh**	**W**	**21–17**	**31,899**
Nov. 14	At Chicago	L	13–34	45,663
Nov. 21	**N.Y. Giants**	**L**	**15–28**	**31,704**
Nov. 28	**Philadelphia**	**L**	**24–28**	**28,706**
Dec. 5	**L.A. Rams**	**L**	**3–27**	**27,943**
Dec. 11	At Dallas	L	13–27	38,499
Dec. 19	**Cleveland**	**L**	**24–27**	**29,348**

Home: 2–5 (213,862). Away: 3–4 (393,680). 296–309

USUAL STARTING LINEUP

Offense

LE Sonny Randle
LT Bob Reynolds
LG Irv Goode
C Bob DeMarco
RG Ken Gray
RT Ernie McMillan
TE Jackie Smith
FL Bobby Joe Conrad
QB Charley Johnson
RB Bill Triplett, Willis Crenshaw, Joe Childress
K Jim Bakken

Defense

LE Joe Robb
LT Sam Silas
RT Luke Owens
RE Don Brumm
LLB Larry Stallings, Dave Meggysey, Marion Rushing
MLB Dale Meinert
RLB Bill Koman
LCB Pat Fischer
RCB Jim Burson
LS Jerry Stovall, Monk Bailey
RS Larry Wilson, Carl Silvestri
P Jim Bakken, Jackie Smith

TEAM STATISTICS

	Cards	Opp.
Total First Downs	**251**	**238**
Rushing	90	89
Passing	143	133
Penalty	18	16
Total Net Yards	**4,562**	**4,297**
Avg. Per Game	325.9	306.9
Total Plays	909	852
Avg. Per Play	5.0	5.0
Net Yards Rushing	**1,619**	**1,813**
Avg. Per Game	115.6	129.5
Total Rushes	431	433
Net Yards Passing	**2,943**	**2,484**
Avg. Per Game	210.2	177.4
Sacked/Yards Lost	30/279	39/342
Gross Yards	3,222	2,826
Att./Comp./Pct.	448/221/49.3	380/184/48.4
Had Intercepted	25	17
Punts/Average	**67/40.4**	**65/43.3**
Penalties/Yards	**45/458**	**70/760**
Fumbles/Lost	**15/7**	**29/15**
Touchdowns	**33**	**37**
Rushing	10	12
Passing	20	24
Returns	3	1

NOTES

Alabama All-America quarterback **Joe Namath** is Cards' first-round draft pick, but the flashy passer opts to sign with rival AFL's New York Jets … Cards win four of first five games, but injuries to quarterback **Charley Johnson**, starting running backs **Prentice Gautt** and **Joe Childress**, and defensive backs **Larry Wilson** and **Larry Stovall** take a toll and the team slides to 5–9 … Wilson sets team mark with 96-yard interception return for a touchdown vs. Cleveland on Dec. 19 … a few weeks earlier, with casts on both hands, Wilson intercepts a **Bill Nelsen** pass against Pittsburgh on Nov. 7 … **Wally Lemm** announces after the final game he will not return as head coach.

1966 (8-5-1)

HEAD COACH CHARLEY WINNER

Sept. 11	**Philadelphia**	**W**	**16–13**	**39,065**
Sept. 18	**Washington**	**W**	**23–7**	**40,198**
Sept. 25	At Cleveland	W	34–28	74,814
Oct. 2	At Philadelphia	W	41–10	59,305
Oct. 9	**N.Y. Giants**	**W**	**24–19**	**43,893**
Oct. 16	**Dallas**	**T**	**10–10**	**50,673**
Oct. 23	At Washington	L	20–26	50,154
Oct. 31	**Chicago**	**W**	**24–17**	**49,516**
Nov. 6	At N.Y. Giants	W	20–17	62,967
Nov. 13	At Pittsburgh	L	9–30	28,552
Nov. 27	**Pittsburgh**	**W**	**6–3**	**46,099**
Dec. 4	At Dallas	L	17–31	76,965
Dec. 11	At Atlanta	L	10–16	57,169
Dec. 17	**Cleveland**	**L**	**10–38**	**47,721**

Home: 5–1–1 (317,166). Away: 3–4 (409,926). 264–265

USUAL STARTING LINEUP

Offense
WR Sonny Randle
LT Bob Reynolds
LG Irv Goode, Rick Sortun
C Bob DeMarco, Irv Goode
RG Ken Gray, Rick Sortun
RT Ernie McMillan
TE Jackie Smith
FL Bobby Joe Conrad
QB Charley Johnson, Terry Nofsinger
RB Johnny Roland
FB Willis Crenshaw, Prentice Gautt
K Jim Bakken

Defense
LE Joe Robb
LT Sam Silas
RT Chuck Walker
RE Don Brumm
LLB Larry Stallings
MLB Dale Meinert
RLB Bill Koman
LCB Jim Burson, Pat Fischer
RCB Abe Woodson, Jim Burson
LS Jerry Stovall
RS Larry Wilson
P Jackie Smith

TEAM STATISTICS

	Cards	Opp.
Total First Downs	**212**	**209**
Rushing	88	68
Passing	108	109
Penalty	16	32
Total Net Yards	**3,541**	**3,492**
Avg. Per Game	252.9	249.4
Total Plays	882	872
Avg. Per Play	4.0	4.0
Net Yards Rushing	**1,601**	**1,192**
Avg. Per Game	114.4	85.1
Total Rushes	458	377
Net Yards Passing	**1,940**	**2,300**
Avg. Per Game	138.6	164.3
Sacked/Yards Lost	38/352	52/433
Gross Yards	2,292	2,733
Att./Comp./Pct.	386/180/46.6	443/18742.2
Had Intercepted	19	21
Punts/Average	**81/35.1**	**85/41.3**
Penalties/Yards	**67/586**	**83/761**
Fumbles/Lost	**26/18**	**20/10**
Touchdowns	**28**	**28**
Rushing	10	10
Passing	13	16
Returns	5	2

NOTES

Charley Winner named head coach … team begins play in newly-opened Busch Memorial Stadium, featuring artificial turf and a seating capacity of 51,392 … record crowd of 50,673 views 10–10 tie with Dallas on Oct. 16, an attendance mark that would stand for four seasons … Cards begin season 7–1–1, but another injury to quarterback **Charley Johnson**, and subsequent injuries to wide receiver **Sonny Randle**, cornerback **Pat Fischer**, and offensive linemen **Bob DeMarco**, **Ken Gray**, and **Irv Goode** result in 8–5–1 mark … safety **Larry Wilson** leads NFL with 10 interceptions and ties another mark with thefts in seven consecutive games … Cardinals score just 52 points in final five games … Cards are victims of Atlanta's first home victory as a new franchise, a 16–10 Falcon win Dec. 11.

1967 (6-7-1)

HEAD COACH CHARLEY WINNER

Sept. 17	**N.Y. Giants**	**L**	**20–37**	**40,801**
Sept. 24	At Pittsburgh	W	28–14	45,579
Oct. 1	**Detroit**	**W**	**38–28**	**43,821**
Oct. 8	At Minnesota	W	34–24	40,017
Oct. 15	At Cleveland	L	16–20	77,813
Oct. 22	**Philadelphia**	**W**	**48–14**	**46,562**
Oct. 30	**Green Bay**	**L**	**23–31**	**49,792**
Nov. 5	At Washington	W	27–21	50,480
Nov. 12	**Pittsburgh**	**T**	**14–14**	**46,994**
Nov. 19	At Chicago	L	3–30	47,417
Nov. 23	At Dallas	L	21–46	68,787
Dec. 3	**New Orleans**	**W**	**31–20**	**41,171**
Dec. 10	**Cleveland**	**L**	**16–20**	**47,782**
Dec. 17	At N.Y. Giants	L	14–37	62,955

Home: 3–3–1 (316,923). Away: 3–4 (393,048). 333–356

USUAL STARTING LINEUP

Offense
WR Billy Gambrell
LT Bob Reynolds
LG Irv Goode
C Bob DeMarco
RG Ken Gray
RT Ernie McMillan
TE Jackie Smith
FL Bobby Joe Conrad
QB Jim Hart
RB Johnny Roland, Prentice Gautt
K Jim Bakken

Defense
LE Joe Robb
LT Sam Silas
RT Chuck Walker
RE Don Brumm, Dave Long
LLB Larry Stallings
MLB Dale Meinert
RLB Bill Koman
LCB Pat Fischer
RCB Jim Burson
LS Jerry Stovall
RS Larry Wilson
P Chuck Latourette

TEAM STATISTICS

	Cards	Opp.
Total First Downs	**248**	**216**
Rushing	97	79
Passing	131	117
Penalty	20	20
Total Net Yards	**4,780**	**4,185**
Avg. Per Game	341.4	298.9
Total Plays	927	807
Avg. Per Play	5.2	5.2
Net Yards Rushing	**1,839**	**1,502**
Avg. Per Game	131.4	107.3
Total Rushes	472	410
Net Yards Passing	**2,941**	**2,683**
Avg. Per Game	210.1	191.6
Sacked/Yards Lost	24/229	37/340
Gross Yards	3,170	3,023
Att./Comp./Pct.	431/204/47.3	360/169/46.9
Had Intercepted	35	19
Punts/Average	**62/40.8**	**81/39.0**
Penalties/Yards	**65/730**	**89/782**
Fumbles/Lost	**23/11**	**19/13**
Touchdowns	**36**	**46**
Rushing	15	13
Passing	20	26
Returns	1	7

NOTES

NFL expands to 16 teams … Cards join Century Division of the Eastern Conference with Cleveland, New York, and Pittsburgh … wide receiver **Sonny Randle** is traded to San Francisco … quarterback **Charley Johnson** and linebacker **Larry Stallings** are inducted into the Army two days before the first preseason game … kicker **Jim Bakken** leads NFL with 117 points (most for a kicker) on 27-of-39 field goals and 36-of-36 extra points … he also sets NFL single-game record with nine field-goal attempts (made seven) vs. Pittsburgh Sept. 24 … tight end **Jackie Smith** posts 1,205 receiving yards on 56 receptions for club record and impressive 21.5-yard average per catch … Cards finish 6–7–1 but witness starting debut of former taxi squad free agent from Southern Illinois, quarterback **Jim Hart** … **John Omohundro**, then an assistant to trainer **Jack Rockwell,** begins a tenure with the Cards that lasted 41 years.

1968 (9–4–1)
HEAD COACH
CHARLEY WINNER

Sept. 16	**L.A. Rams**	**L**	**13–24**	**49,757**
Sept.. 22	At S.F.	L	17–35	27,557
Sept. 29	At New Orleans	W	21–20	79,021
Oct. 6	**Dallas**	**L**	**10–27**	**48,296**
Oct. 13	At Cleveland	W	27–21	79,349
Oct. 20	**Washington**	**W**	**41–14**	**46,456**
Oct. 27	**New Orleans**	**W**	**31–17**	**45,476**
Nov. 3	At Philadelphia	W	45–17	59,208
Nov. 10	**Pittsburgh**	**T**	**28–28**	**45,432**
Nov. 17	At Baltimore	L	0–27	60,238
Nov. 24	**Atlanta**	**W**	**17–12**	**43,246**
Dec. 1	At Pittsburgh	W	20–10	22,682
Dec. 8	At N.Y. Giants	W	28–21	62,709
Dec. 14	**Cleveland**	**W**	**27–16**	**39,746**
			325–289	

Home: 4–2–1 (318,409). Away: 5–2 (390,764).

TEAM STATISTICS

	Cards	Opp.
Total First Downs	**245**	**238**
Rushing	117	90
Passing	107	131
Penalty	21	17
Total Net Yards	**4183**	**4419**
Avg. Per Game	298.7	315.6
Total Plays	871	866
Avg. Per Play	4.8	5.1
Net Yards Rushing	**1996**	**1558**
Avg. Per Game	142.6	111.3
Total Rushes	463	423
Net Yards Passing	**2187**	**2861**
Avg. Per Game	156.2	204.4
Sacked/Yards Lost	23/202	44/400
Gross Yards	2,389	3,261
Att./Comp./Pct.	385/169/43.9	399/210/52.6
Had Intercepted	20	13
Punts/Average	**65/41.6**	**70/38.1**
Penalties/Yards	**66/708**	**71/728**
Fumbles/Lost	**24/11**	**19/8**
Touchdowns	**40**	**35**
Rushing	22	10
Passing	16	23
Returns	2	2

SCORE BY PERIOD

	Q1	Q2	Q3	Q4	OT	Pts.
Team	47	74	83	121	0	325
Opponents	82	60	93	54	0	289

SCORING

	TD	R	P	R	PAT	FG	S	Pts.
Bakken	0	0	0	0	40/40	15/24	0	85
Crenshaw	7	6	1	0	0/0	0/0	0	42
Shivers	7	4	3	0	0/0	0/0	0	42
Hart	6	6	0	0	0/0	0/0	0	36
Williams	6	0	6	0	0/0	0/0	0	36
Smith	5	3	2	0	0/0	0/0	0	30
Conrad	4	0	4	0	0/0	0/0	0	24
Roland	2	2	0	0	0/0	0/0	0	12
Brumm	*1	0	0	0	0/0	0/0	0	6
Edwards	1	1	0	0	0/0	0/0	0	6
Latourette	1	0	0	1	0/0	0/0	0	6
Team	**40**	**22**	**16**	**1**	**40/40**	**15/24**	**0**	**325**
Opponents	**35**	**10**	**23**	**2**	**34/35**	**15/33**	**0**	**289**

*Includes one fumble recovery for touchdown.

RUSHING

	No.	Yds.	Avg.	Long	TD
Crenshaw	203	813	4.0	66t	6
Roland	121	455	3.8	45	2
Edwards	31	214	6.9	42	1
Shivers	44	184	4.2	42t	4
Smith	12	163	13.6	37	3
Lane	23	74	3.2	11	0
Williams	3	47	15.7	43	0
Hart	19	20	1.1	3	6
Latourette	1	15	15.0	15	0
Wilson	1	12	12.0	12	0
Johnson	5	–1	0	2	0
Team	**463**	**1,996**	**4.3**	**66t**	**22**
Opponents	**423**	**1,558**	**3.7**	**—**	**10**

RECEIVING

	No.	Yds.	Avg.	Long	TD
Smith	49	789	16.1	65t	2
Williams	43	682	15.9	71t	6
B. Joe Conrad	32	449	14.0	80t	4
Crenshaw	23	232	10.1	42	1
Shivers	9	103	11.4	40t	3
Roland	8	97	12.1	40	0
Daanen	4	35	8.8	15	0
Edwards	1	2	2.0	2	0
Team	**169**	**2,389**	**14.1**	**80t**	**16**
Opponents	**210**	**3,261**	**15.6**	**—**	**23**

INTERCEPTIONS

	No.	Yds.	Avg.	Long	TD
Wilson	4	14	3.5	8	0
Sanders	3	6	2.0	6	0
Rivers	2	22	11.0	14	0
Atkins	2	0	0.0	0	0
Clark	1	15	15.0	15	0
Keys	1	8	8.0	8	0
Team	**13**	**65**	**5.0**	**15**	**0**
Opponents	**20**	**173**	**8.7**	**32**	**0**

PUNT RETURNS

	Ret.	FC	Yds.	Avg.	Long	TD
Latourette	28	11	*345	12.3	86t	1
Roland	2	9	11	5.5	8	0
Wilson	0	1	0	0.0	0	0
Team	**30**	**21**	**356**	**11.9**	**86t**	**1**
Opponents	**36**	**—**	**266**	**7.4**	**—**	**1**

*Team record

KICKOFF RETURNS

	No.	Yds.	Avg.	Long	TD
Latourette	**46	**1,237	26.9	75	0
Crenshaw	6	104	17.3	25	0
Shivers	3	63	21.0	23	0
Long	1	0	0.0	0	0
Team	**56**	**1,404**	**25.1**	**75**	**0**
Opponents	**56**	**1,303**	**23.3**	**94**	**—**

**NFL and team record

PUNTING

	No.	Yds.	Avg.	Lg	Blk.
Latourette	65	2,701	41.6	55	0
Team	**65**	**2,701**	**41.6**	**55**	**0**
Opponents	**70**	**2,668**	**38.1**	**—**	**—**

FIELD GOALS

	1–19	20–29	30–39	40–49	50+
Bakken	2–2	7–7	3–6	3–8	0–1
Team	**2–2**	**7–7**	**3–6**	**3–8**	**0–1**
Opponents	**5–5**	**4–7**	**3–10**	**1–8**	**2–3**

Bakken: (22G, 24G), (27G), (40B, 33N, 42N), (32G, 35N), (43G, 21G, 44N), (28G, 40G), (24G, 42N), (47G, 51N), ( ), ( ), (12G, 30N), (22G, 16G), (42B), (33G, 37G).

Opponents: (25G), (35N), (21G, 35G, 42N, 34B), (14G, 50G), (42B), (28N, 46N, 27N), (32G, 47N), (12G, 39N), (41N, 36N), (13G, 27G, 21N), (37G, 42G, 30N), (24G, 46N, 39N), (50N, 38N, 45B), (50G, 16G, 15G).

USUAL STARTING LINEUP

Offense

WR.... Dave Williams
LT.....Bob Reynolds
LG..... Irv Goode
C..... Bob DeMarco
RG..... Ken Gray
RT.... Ernie McMillan
TE.....Jackie Smith
FL..Bobby Joe Conrad
QB..... Jim Hart
RB....Johnny Roland
Willis Crenshaw
K.....Jim Bakken

Defense

LE.....Don Brumm
LT..... Fred Heron
RT.....Bob Rowe
RE..... Chuck Walker
LLB...Larry Stallings
Ernie Clark
MLB.... Jamie Rivers
Mike Strofolino
RLB..Dave Meggysey
LCB.... Robert Atkins
RCB..Lonnie Sanders
LS..... Mike Barnes
Jerry Stovall
RS.....Larry Wilson
P...Chuck Latourette

NOTES

After a 1–3 start, Cards roll to 8–1–1 mark in the final 10 contests to finish 9–4–1 … punter/defensive back **Chuck Latourette** sets NFL mark with 46 kickoff returns for 1,237 yards … Cards' 22 rushing touchdowns most since 1949 … Cards send nine players to the Pro Bowl, including four of the five starting offensive linemen—center **Bob DeMarco**, guards **Irv Goode** and **Ken Gray**, and tackle **Ernie McMillan** … the fifth lineman—tackle **Bob Reynolds**—is named in '67 and again in '69 … tight end **Jackie Smith**, in addition to catching 49 passes for a 16.1-yard average, perfects the end-around play, averaging 13.6 yards on 12 carries (163 yards) with three touchdowns (36, 34, 11 yards).

FINAL NFC CENTURY STANDINGS

Team	W	L	T	Pct.	Pts.	OP
Cleveland	10	4	0	.714	394	273
St. Louis	9	4	1	.692	325	289
New Orleans	4	9	1	.308	246	327
Pittsburgh	2	11	1	.154	244	397

PASSING

	Att.	Comp.	Yds.	Comp. %	Yds./Att.	TD	TD%	Int.	Int. %	Long	Sack/Lost	Rating
Hart	316	140	2,059	44.3	6.52	15	4.7	18	5.7	80t	–/129	58.4
Johnson	67	29	330	43.3	4.93	1	1.5	1	1.5	30	–/64	57.4
Roland	1	0	0	0.0	0.0	0	0.0	0	0.0	0	–/0	39.5
Latourette	1	0	0	0.0	0.0	0	0.0	0	0.0	0	–/0	39.5
Team	**385**	**169**	**2,389**	**43.9**	**6.21**	**16**	**4.1**	**19**	**4.9**	**80t**	**23/202**	**57.8**
Opponents	**399**	**210**	**3,261**	**52.6**	**8.17**	**23**	**5.7**	**13**	**3.2**	**85t**	**44/400**	**85.6**

1969 (4–9–1)

HEAD COACH CHARLEY WINNER

Sept. 21	At Dallas	L	3–24	62,134
Sept. 28	**Chicago**	**W**	**20–17**	**50,039**
Oct. 5	At Pittsburgh	W	27–14	45,011
Oct. 12	At Washington	L	17–33	50,481
Oct. 19	**Minnesota**	**L**	**10–27**	**49,430**
Oct. 26	At Cleveland	T	21–21	81,186
Nov. 2	**New Orleans**	**L**	**42–51**	**46,718**
Nov. 9	**N.Y. Giants**	**W**	**42–17**	**49,194**
Nov. 16	At Detroit	L	0–20	51,749
Nov. 23	**Philadelphia**	**L**	**30–34**	**45,512**
Nov. 30	**Pittsburgh**	**W**	**47–10**	**43,721**
Dec. 7	At N.Y. Giants	L	6–49	62,973
Dec. 14	**Cleveland**	**L**	**21–27**	**44,924**
Dec. 21	At Green Bay	L	14–45	50,861
			314–389	

Home: 3–4 (329,538). Away: 1–5–1 (404,395).

TEAM STATISTICS

	Cards	Opp.
Total First Downs	**224**	**289**
Rushing	83	83
Passing	125	185
Penalty	16	21
Total Net Yards	**4185**	**5176**
Avg. Per Game	298.9	369.7
Total Plays	833	936
Avg. Per Play	5.0	5.5
Net Yards Rushing	**1446**	**1644**
Avg. Per Game	103.2	117.4
Total Rushes	382	438
Net Yards Passing	**2739**	**3532**
Avg. Per Game	195.6	252.2
Sacked/Yards Lost	21/201	33/220
Gross Yards	2,940	3,752
Att./Comp./Pct.	430/216/50.2	465/260/55.9
Had Intercepted	25	15
Punts/Average	**73/37.6**	**67/40.4**
Penalties/Yards	**72/765**	**71/773**
Fumbles/Lost	**24/10**	**19/12**
Touchdowns	**40**	**48**
Rushing	17	10
Passing	19	38
Returns	4	0

SCORE BY PERIOD

	Q1	Q2	Q3	Q4	OT	Pts.
Team	83	53	49	129	0	314
Opponents	73	106	118	92	0	389

SCORING

	TD	R	P	R	PAT	FG	S	Pts.
Bakken	0	0	0	0	38/40	12/24	0	74
Gilliam	10	0	9	1	0/0	0/0	0	60
Williams	7	0	7	0	0/0	0/0	0	42
Roland	6	5	1	0	0/0	0/0	0	36
Crenshaw	3	3	0	0	0/0	0/0	0	18
Edwards	3	3	0	0	0/0	0/0	0	18
Shivers	3	2	1	0	0/0	0/0	0	18
Hart	2	2	0	0	0/0	0/0	0	12
Johnson	1	1	0	0	0/0	0/0	0	6
Lane	1	1	0	0	0/0	0/0	0	6
Rowe	1	0	0	1	0/0	0/0	0	6
Smith	1	0	1	0	0/0	0/0	0	6
Stallings	1	0	0	1	0/0	0/0	0	6
Wilson	1	0	0	1	0/0	0/0	0	6
Team	**40**	**17**	**19**	**4**	**38/40**	**12/24**	**0**	**314**
Opponents	**48**	**10**	**38**	**0**	**47/48**	**18/31**	**0**	**389**

RUSHING

	No.	Yds.	Avg.	Long	TD
Edwards	107	504	4.7	48	3
Roland	138	498	3.6	21	5
Crenshaw	55	172	3.1	26t	3
Shivers	27	115	4.3	15	2
Lane	25	93	3.7	13	1
Johnson	17	51	3.0	15	1
Hart	7	16	2.3	10	2
Williams	1	1	1.0	1	0
Smith	4	0	0	9	0
Gilliam	1	-4	0	0	0
Team	**382**	**1,446**	**3.8**	**48**	**17**
Opponents	**438**	**1,644**	**3.8**	**54**	**10**

RECEIVING

	No.	Yds.	Avg.	Long	TD
Williams	56	702	12.5	61	7
Gilliam	52	997	19.2	84t	9
Smith	43	561	13.1	34	1
Edwards	23	309	13.4	37	0
Roland	12	136	11.3	23	1
Crenshaw	11	94	8.5	31	0
Lane	9	61	6.8	14	0
Shivers	7	61	8.7	26	1
Daanen	2	12	6.0	7	0
Brown	1	7	7.0	7	0
Team	**216**	**2,940**	**13.6**	**84t**	**19**
Opponents	**260**	**3,752**	**13.1**	**82t**	**38**

INTERCEPTIONS

	No.	Yds.	Avg.	Long	TD
Atkins	3	74	24.7	42	0
Wehrli	3	44	14.7	44	0
Wright	2	41	20.5	21	0
Rowe	2	19	9.5	18t	1
Wilson	2	15	7.5	15	0
Stovall	1	28	28.0	28	0
Brown	1	21	21.0	21	0
Rosema	1	3	3.0	3	0
Team	**15**	**245**	**16.3**	**44**	**1**
Opponents	**25**	**202**	**8.0**	**48**	**0**

PUNT RETURNS

	Ret.	FC	Yds.	Avg.	Long	TD
R. Wehrli	13	4	65	5.0	25	0
J. Roland	10	4	53	5.3	8	0
R. Shivers	9	2	44	4.9	9	0
T. Brown	6	1	39	6.5	35	0
Team	**38**	**11**	**201**	**5.3**	**35**	**0**
Opponents	**35**	**18**	**158**	**4.5**	**30**	**0**

KICKOFF RETURNS

	No.	Yds.	Avg.	Long	TD
Lane	20	523	26.2	69	0
Brown	15	320	21.3	28	0
Gilliam	11	339	30.8	100t	1
Shivers	10	205	20.5	35	0
Wehrli	1	18	18.0	18	0
Wilson	4	66	16.5	24	0
Crenshaw	4	34	8.5	18	0
Olerich	2	2	2.0	2	0
Team	**67**	**1,507**	**22.5**	**100t**	**1**
Opponents	**49**	**1,007**	**20.5**	**86**	**0**

PUNTING

	No.	Yds.	Avg.	Lg	Blk.
Hill	73	2,746	37.6	57	1
Team	**73**	**2,746**	**37.6**	**57**	**1**
Opponents	**67**	**2,710**	**40.4**	**66**	**1**

USUAL STARTING LINEUP

Offense

WR .... Dave Williams
LT ..... Bob Reynolds
LG ..... Irv Goode
C ..... Bob DeMarco
RG ..... Ken Gray
RT .... Ernie McMillan
TE ..... Jackie Smith
WR ..... John Gilliam
QB ... Charley Johnson
Jim Hart
RB .... Johnny Roland
Cid Edwards
Willis Crenshaw
K ..... Jim Bakken

Defense

LE ..... Rolf Krueger
LT ..... Fred Heron
RT ..... Bob Rowe
RE ..... Chuck Walker
LLB ... Larry Stallings
MLB .... Jamie Rivers
Chip Healy
RLB .. Rocky Rosema
Dave Meggysey
LCB ..... Roger Wehrli
RCB ..... Nate Wright
Robert Atkins
LS ..... Jerry Stovall
RS ..... Larry Wilson
P ..... King Hill

NOTES

Injuries decimate the team as 11 players undergo surgery … Cards limp to 4–9–1 mark as offense manages just 193 points, fewest since 1954 (183) … defense is particularly hobbled by injuries, allowing team-record 389 points that will stand for 15 seasons … safety **Larry Wilson** sets team mark with 88-yard fumble return for a touchdown at Green Bay Dec. 21 that stands until 2000 … Cards and Saints combine for NFL-record 12 touchdown passes in 51–42 New Orleans victory in Busch Stadium Nov. 2 … the combined 93 points is just 10 shy of the all-time NFL combined single-game scoring mark as quarterbacks **Charley Johnson** (Cardinals) and **Billy Kilmer** (Saints) each toss six touchdown passes to set Cards individual and opponent marks.

FINAL NFC CENTURY STANDINGS

Team	W	L	T	Pct.	Pts.	OP
Cleveland	10	3	1	.769	351	300
N.Y. Giants	6	8	0	.429	264	298
St. Louis	4	9	1	.308	314	389
Pittsburgh	1	13	0	.071	218	404

PASSING

	Att.	Comp.	Yds.	Comp. %	Yds./Att.	TD	TD%	Int.	Int. %	Long	Sack/Lost	Rating
Johnson	260	131	1,847	50.4	7.10	13	5.0	13	5.0	84t	11/101	69.5
Hart	169	84	1,086	49.7	6.43	6	3.5	12	7.1	60t	10/100	52.4
Hill	1	1	7	100.0	7.00	0	0.0	0	0.0	7	0/0	95.8
Team	**430**	**216**	**2,940**	**50.2**	**6.84**	**19**	**4.2**	**25**	**5.8**	**84t**	**21/201**	**62.2**
Opponents	**465**	**260**	**3,752**	**55.9**	**8.07**	**38**	**8.2**	**15**	**3.2**	**82t**	**33/220**	**96.3**

1970 (8-5-1)
HEAD COACH CHARLEY WINNER

Sept. 18	At L.A. Rams	L	13–34	63,130
Sept. 27	**Washington**	**W**	**27–17**	**44,246**
Oct. 4	**Dallas**	**W**	**20–7**	**50,780**
Oct. 11	**New Orleans**	**W**	**24–17**	**45,294**
Oct. 18	At Philadelphia	W	35–20	59,002
Oct. 25	At N.Y. Giants	L	17–35	62,984
Nov. 1	**Houston**	**W**	**44–0**	**47,911**
Nov. 8	**Boston**	**W**	**31–0**	**46,466**
Nov. 16	At Dallas	W	38–0	69,323
Nov. 22	At Kansas City	T	6–6	50,711
Nov. 29	**Philadelphia**	**W**	**23–14**	**46,581**
Dec. 6	At Detroit	L	3–16	56,362
Dec. 13	**N.Y. Giants**	**L**	**17–34**	**50,845**
Dec. 20	At Washington	L	27–28	50,415
			325–228	

Home: 6–1 (332,123). Away: 2–4–1 (411,927).

TEAM STATISTICS

	Cards	Opp.
Total First Downs	**226**	**242**
Rushing	110	96
Passing	104	116
Penalty	12	30
Total Net Yards	**4472**	**3869**
Avg. Per Game	319.4	276.3
Total Plays	845	894
Avg. Per Play	5.3	4.3
Net Yards Rushing	**1998**	**1762**
Avg. Per Game	142.7	125.9
Total Rushes	429	472
Net Yards Passing	**2474**	**2107**
Avg. Per Game	176.7	150.5
Sacked/Yards Lost	26/216	40/309
Gross Yards	2,690	2,416
Att./Comp./Pct.	390/178/45.6	382/183/47.9
Had Intercepted	19	21
Punts/Average	**65/40.9**	**80/40.0**
Penalties/Yards	**84/896**	**68/659**
Fumbles/Lost	**24/15**	**20/14**
Touchdowns	**38**	**27**
Rushing	18	10
Passing	16	16
Returns	4	1

SCORE BY PERIOD

	Q1	Q2	Q3	Q4	OT	Pts.
Team	56	91	77	101	0	325
Opponents	58	71	23	76	0	228

SCORING

	TD	R	P	R	PAT	FG	S	Pts.
Bakken	0	0	0	0	37/38	20/32	0	97
Lane	13	11	2	0	0/0	0/0	0	78
Gilliam	6	1	5	0	0/0	0/0	0	36
Roland	5	3	1	1	0/0	0/0	0	30
Smith	4	0	4	0	0/0	0/0	0	24
Williams	3	0	3	0	0/0	0/0	0	18
Edwards	2	1	1	0	0/0	0/0	0	12
Shivers	2	2	0	0	0/0	0/0	0	12
Farr	1	0	0	1	0/0	0/0	0	6
Latourette	1	0	0	1	0/0	0/0	0	6
Parish	1	0	0	1	0/0	0/0	0	6
Team	**38**	**18**	**16**	**4**	**37/38**	**20/32**	**0**	**325**
Opponents	**27**	**10**	**16**	**1**	**27/27**	**13/26**	**0**	**228**

RUSHING

	No.	Yds.	Avg.	Long	TD
Lane	206	977	4.7	75	11
Roland	94	392	4.2	20	3
Edwards	70	350	5.0	22	1
Shivers	24	98	4.1	29t	2
Gilliam	5	68	13.6	48t	1
Smith	5	43	8.6	26	0
Latourette	2	38	19.0	33	0
Hart	18	18	1.0	4	0
Brown	1	8	8.0	8	0
Pittman	2	4	2.0	2	0
Beathard	2	2	1.0	2	0
Team	**429**	**1,998**	**4.7**	**75**	**18**
Opponents	**472**	**1,762**	**3.8**	**57t**	**10**

RECEIVING

	No.	Yds.	Avg.	Long	TD
Gilliam	45	953	21.1	79	5
Smith	37	687	18.6	59t	4
Lane	32	365	11.4	78t	2
Williams	23	364	15.8	58t	3
Edwards	19	150	7.8	39	1
Roland	17	96	5.6	20	1
Shivers	3	44	14.7	22	0
Daanen	2	31	15.5	22	0
Team	**178**	**2,690**	**15.1**	**79**	**16**
Opponents	**183**	**2,416**	**13.2**	**59**	**16**

INTERCEPTIONS

	No.	Yds.	Avg.	Long	TD
Wehrli	6	50	8.3	41	0
Wilson	5	72	14.4	22	0
Farr	5	38	7.6	19t	1
Stovall	2	45	22.5	27	0
Parish	1	41	41.0	41t	1
Stallings	1	9	9.0	9	0
Wright	1	0	0.0	0	0
Team	**21**	**255**	**12.1**	**41t**	**2**
Opponents	**19**	**276**	**14.5**	**59**	**0**

PUNT RETURNS

	Ret.	FC	Yds.	Avg.	Long	TD
Latourette	30	12	171	5.7	16	0
Roland	10	10	140	14.0	74t	1
Wehrli	1	1	4	4.0	4	0
Brown	0	1	0	0	0	0
Team	**41**	**24**	**315**	**7.7**	**74t**	**1**
Opponents	**26**	**20**	**90**	**3.5**	**13**	**0**

KICKOFF RETURNS

	No.	Yds.	Avg.	Long	TD
Latourette	13	254	19.5	24	0
Pittman	10	237	23.7	32	0
Wright	8	156	19.5	24	0
Gilliam	5	107	21.4	26	0
White	3	65	21.7	28	0
Roland	3	40	13.3	20	0
Shivers	2	35	17.5	19	0
Brown	2	32	16.0	18	0
Wilson	1	0	0	0	0
Team	**47**	**926**	**19.7**	**32**	**0**
Opponents	**54**	**1,262**	**23.4**	**98t**	**1**

PUNTING

	No.	Yds.	Avg.	Long	Blk.
Latourette	65	2,659	40.9	59	0
Team	**65**	**2,659**	**40.9**	**59**	**0**
Opponents	**80**	**3,199**	**40.0**	**55**	**0**

FIELD GOALS

	1–19	20–29	30–39	40–49	50+
Bakken	4–4	3–6	7–7	6–11	0–4
Team	**4–4**	**3–6**	**7–7**	**6–11**	**0–4**
Opponents	**5–5**	**3–5**	**4–8**	**1–2**	**0–6**

Bakken: (9G, 17G, 54N), ( ), (38G, 35G, 53N), (44G), ( ), (25G, 45N). (32G, 14G, 38G, 48N, 46N), (43G), (31G, 53N), (49G, 14G, 42N, 43N), (45G, 42G, 31G, 55N), (29G, 24N), (25G, 26N), (45G, 34G, 21N).

Opponents: (27G, 11G, 32N, 24N), (36G), (29N), (34G, 32B, 53N), (35G, 27G, 43N, 56N), ( ); (32N); (51B), ( ), (39G, 15G, 53N, 54N), (31N), (14G, 13G, 10G), (27G, 46G, 50N), ( ).

USUAL STARTING LINEUP

Offense	Defense
WR . . Dave Williams	**LE** . . . . Rolf Krueger
LT . . . Bob Reynolds	**LT** . . . . . Fred Heron
LG . . . . . Irv Goode	**RT** . . . . . Bob Rowe
C . . Wayne Mulligan	**RE** . . . Chuck Walker
RG. . Clyde Williams	Joe Schmiesing
RT . . Ernie McMillan	**LLB** . .Larry Stallings
TE . . . . Jackie Smith	**MLB** . . Jamie Rivers
WR . . . John Gilliam	**RLB** . . . . Don Parish
QB . . . . . Jim Hart	**LCB** . . . . . Miller Farr
RB . . . . Cid Edwards	**RCB**. . .Roger Wehrli
Johnny Roland	**LS** . . . . Jerry Stovall
RB. MacArthur Lane	**RS** . . . . Larry Wilson
K . . . . . Jim Bakken	**P** . .Chuck Latourette

NOTES

The merger of the NFL and AFL places the Cards in the Eastern Division of the NFC with Dallas, New York Giants, Philadelphia, and Washington … after a loss in the season-opener, Cards roll to 8–1–1 mark in the next 10 games but falter with three losses to end the season 8–5–1 … running back **MacArthur Lane** earns Pro Bowl honors and leads NFL rushers with 4.7-yard average per carry and 11 touchdowns … Cards hand Cowboys surprising 38–0 pasting in Dallas before national television audience on "Monday Night Football" Nov. 16 … cornerback **Roger Wehrli** begins string of six consecutive Pro Bowl appearances.

FINAL NFC EAST STANDINGS

Team	W	L	T	Pct.	Pts.	OP
Dallas	10	4	0	.714	299	221
N.Y. Giants	9	5	0	.643	301	270
St. Louis	8	5	1	.615	325	228
Washington	6	8	0	.429	297	314
Philadelphia	3	10	1	.231	241	332

PASSING

	Att.	Comp.	Yds.	Comp. %	Yds./Att.	TD	TD%	Int.	Int. %	Long	Sack/Lost	Rating
Hart	373	171	2,576	45.8	6.90	14	3.7	18	4.8	79	26/216	61.1
Beathard	17	7	114	41.2	6.71	2	1.2	1	5.9	58t	0/0	43.8
Team	**390**	**178**	**2,690**	**45.6**	**6.89**	**16**	**4.1**	**19**	**4.9**	**79**	**26/216**	**62.0**
Opponents	**382**	**183**	**2,416**	**47.9**	**6.33**	**16**	**4.2**	**21**	**5.5**	**59**	**40/309**	**59.4**

1971 (4–9–1)
HEAD COACH BOB HOLLWAY

Sept. 19	**Washington**	**L**	**17–24**	**46,805**
Sept. 27	**N.Y. Jets**	**W**	**17–10**	**50,358**
Oct. 3	**N.Y. Giants**	**L**	**20–21**	**49,571**
Oct. 10	At Atlanta	W	26–9	58,850
Oct. 17	At Washington	L	0–20	53,041
Oct. 24	**San Francisco**	**L**	**14–26**	**50,419**
Oct. 31	At Buffalo	W	28–23	40,040
Nov. 7	**Dallas**	**L**	**13–16**	**50,486**
Nov. 15	At San Diego	L	17–20	46,486
Nov. 21	**Philadelphia**	**L**	**20–37**	**48,658**
Nov. 28	At N.Y. Giants	W	24–7	62,878
Dec. 5	**Green Bay**	**T**	**16–16**	**50,443**
Dec. 12	At Philadelphia	L	7–19	65,358
Dec. 18	At Dallas	L	12–31	66,672
			231–279	

Home: 1–5–1 (346,740). Away: 3–4 (393,325).

TEAM STATISTICS

	Cards	Opp.
Total First Downs	**212**	**244**
Rushing	86	109
Passing	109	120
Penalty	17	15
Total Net Yards	**4001**	**4365**
Avg. Per Game	285.5	311.8
Total Plays	821	881
Avg. Per Play	4.9	5.0
Net Yards Rushing	**1530**	**1985**
Avg. Per Game	109.3	141.8
Total Rushes	417	486
Net Yards Passing	**2471**	**2380**
Avg. Per Game	176.5	170.0
Sacked/Yards Lost	19/185	20/166
Gross Yards	2,656	2,546
Att./Comp./Pct.	385/170/44.2	375/212/56.5
Had Intercepted	26	17
Punts/Average	**61/38.8**	**58/40.4**
Penalties/Yards	**66/643**	**79/831**
Fumbles/Lost	**35/20**	**28/16**
Touchdowns	**24**	**29**
Rushing	8	10
Passing	14	12
Returns	2	7

SCORE BY PERIOD

	Q1	Q2	Q3	Q4	OT	Pts.
Team	54	89	37	51	0	231
Opponents	61	73	49	96	0	279

SCORING

	TD	R	P	R	PAT	FG	S	Pts.
Bakken	0	0	0	0	24/24	21/32	0	87
Edwards	4	4	0	0	0/0	0/0	0	24
Gray	4	0	4	0	0/0	0/0	0	24
Smith	4	0	4	0	0/0	0/0	0	24
Gilliam	3	0	3	0	0/0	0/0	0	18
Lane	3	3	0	0	0/0	0/0	0	18
McFarland	2	0	2	0	0/0	0/0	0	12
Hoey	1	0	0	1	0/0	0/0	0	6
Shivers	1	1	0	0	0/0	0/0	0	6
Stallings	1	0	0	1	0/0	0/0	0	6
Williams	1	0	1	0	0/0	0/0	0	6
Team	**24**	**8**	**14**	**2**	**24/24**	**21/32**	**0**	**231**
Opponents	**29**	**10**	**12**	**7**	**28/29**	**25/39**	**1***	**279**

*Includes safety.

RUSHING

	No.	Yds.	Avg.	Long	TD
Lane	150	592	3.9	40t	3
Edwards	108	316	2.9	14	4
Roland	78	278	3.6	16	0
Shivers	55	202	3.7	10	1
Gray	2	56	28.0	38	0
Beathard	4	29	7.3	15	0
Latourette	3	19	6.3	20	0
Gilliam	2	16	8.0	12	0
Smith	1	10	10.0	10	0
Hart	13	9	0.7	3	0
White	1	3	3.0	3	0
Team	**417**	**1,530**	**3.7**	**40t**	**8**
Opponents	**486**	**1,985**	**4.1**	**53t**	**10**

RECEIVING

	No.	Yds.	Avg.	Long	TD
Gilliam	42	837	19.9	54	3
Lane	29	298	10.3	34	0
Smith	21	379	18.0	61t	4
Gray	18	534	29.7	80t	4
Roland	15	108	7.2	15	0
Williams	12	182	15.2	37	1
Edwards	12	122	10.2	38	0
Shivers	10	76	7.6	19	0
McFarland	5	54	10.8	21	2
Hyatt	4	58	14.5	30	0
Stegent	1	12	12.0	12	0
Reynolds	1	-4	0	0	0
Team	**170**	**2,656**	**15.6**	**80t**	**14**
Opponents	**212**	**2,546**	**12.0**	**69t**	**12**

INTERCEPTIONS

	No.	Yds.	Avg.	Long	TD
Wilson	4	46	11.5	23	0
Thompson	4	45	11.3	25	0
Stovall	2	20	10.0	20	0
Farr	2	13	6.5	13	0
Wehrli	2	11	5.5	6	0
Stallings	1	26	26.0	26t	1
McGill	1	19	19.0	19	0
Hackbart	1	11	11.0	11	0
Team	**17**	**191**	**11.2**	**26t**	**1**
Opponents	**26**	**358**	**13.6**	**44**	**0**

PUNT RETURNS

	Ret.	FC	Yds.	Avg.	Long	TD
Wehrli	9	3	84	9.3	34	0
Willingham	10	9	84	8.4	19	0
Thompson	5	1	27	5.4	11	0
Roland	3	3	10	3.3	8	0
Gilliam	1	0	21	21.0	21	0
Stallings	1	0	8	8.0	8	0
Dickson	1	0	0	0.0	0	0
Team	**30**	**16**	**234**	**7.8**	**34**	**0**
Opponents	**24**	**21**	**160**	**6.7**	**61t**	**1**

KICKOFF RETURNS

	No.	Yds.	Avg.	Long	TD
Gray	30	740	24.7	65	0
Hoey	9	251	27.9	103t	1
Thompson	7	182	26.0	45	0
Willingham	6	125	20.8	56	0
Edwards	2	41	20.5	21	0
Roland	2	24	12.0	17	0
Dierdorf	1	0	0	0	0
Stegent	1	0	0	0	0
Team	**58**	**1,363**	**23.5**	**103t**	**1**
Opponents	**54**	**1,318**	**24.4**	**93t**	**1**

PUNTING

	No.	Yds.	Avg.	Long	Blk.
Latourette	56	2,157	38.5	55	1
Bakken	5	207	41.4	44	0
Team	**61**	**2,364**	**38.8**	**55**	**1**
Opponents	**58**	**2,343**	**40.4**	**58**	**0**

FIELD GOALS

	1–19	20–29	30–39	40–49	50+
Bakken	5–5	8–13	5–6	3–7	0–1
Team	**5–5**	**8–13**	**5–6**	**3–7**	**0–1**
Opponents	**7–7**	**12–15**	**1–4**	**4–9**	**1–4**

Bakken: (25G), (19G), (14G, 22G), (37G, 45G, 33G, 26N, 26G), ( ), (26N), (34B), (41G, 36G, 47N), (13G, 27N), (27G, 20G, 43N), (18G), (42G, 21G, 12G, 58N, 48N), (28N), (33G, 29G, 23G, 35G, 23N, 45N).

Opponents: (25G, 26N, 54N); (25G, 32N, 51N), (42N, 52N), (15G), (16G, 11G, 36N), (12G, 19G, 34G, 40G), ( ), (27G, 14G, 26G, 42N), (25G, 45G, 42N), (41G, 27G, 45G, 48N, 30N), ( ), (28G, 12G, 27G, 25N, 45N), (27G, 22G, 54G, 24G, 21N), (24G).

USUAL STARTING LINEUP

Offense

WR .... Dave Williams
Mel Gray
LT ..... Bob Reynolds
LG ..... Irv Goode
C ..... Tom Banks
Wayne Mulligan
RG .... Clyde Williams
Dan Dierdorf
RT .... Ernie McMillan
TE ..... Jackie Smith
Jim McFarland
WR ..... John Gilliam
QB ..... Jim Hart
Pete Beathard
RB .... McArthur Lane
RB .... Johnny Roland
Cid Edwards
K ..... Jim Bakken

Defense

LE .... Ron Yankowski
LT ..... Rolf Krueger
Fred Heron
RT ..... Bob Rowe
RE .. Joe Schmiesing
Charles Walker
LLB .. Larry Stallings
MLB .... Jamie Rivers
RLB ..... Mike McGill
Rick Ogle
LCB ..... Miller Farr
RCB ..... Roger Wehrli
Norm Thompson
LS ..... Jerry Stovall
Larry Wilson
RS ..... Larry Wilson
Roger Wehrli
P .. Chuck Latourette

NOTES

Bob Hollway named head coach … Cards draft cornerback **Norm Thompson**, offensive lineman **Dan Dierdorf**, and wide receiver **Mel Gray** … Thompson will start for seven seasons, Dierdorf becomes six-time Pro Bowler and member of Pro Football Hall of Fame, and Gray logs 12 seasons, highlighted by a stretch of receptions in 121 consecutive games from 1973–82 … Eagles' kicker **Tom Dempsey** sets then Card opponent record with 54-yard field goal Dec. 12 … Gray completes rookie season with eye-popping averages of 28 yards on two rushing attempts, 29.7 yards on 18 pass receptions with four touchdowns, and 24.7 yards on 30 kickoff returns.

FINAL NFC EAST STANDINGS

Team	W	L	T	Pct.	Pts.	OP
Dallas	11	3	0	.786	406	222
Washington	9	4	1	.692	276	190
Philadelphia	6	7	1	.462	221	302
St. Louis	4	9	1	.308	231	279
N.Y. Giants	4	10	0	.286	228	362

PASSING

	Att.	Comp.	Yds.	Comp. %	Yds./Att.	TD	TD%	Int.	Int. %	Long	Sack/Lost	Rating
Hart	243	110	1,626	45.2	6.69	8	3.2	14	5.7	57t	13/139	54.5
Beathard	141	60	1,030	42.5	7.30	6	4.2	12	8.5	80t	6/46	46.5
Shivers	1	0	0	0.0	0.00	0	0.0	0	0.0	0	0/0	39.5
Team	**385**	**170**	**2,656**	**44.1**	**6.90**	**14**	**3.6**	**26**	**6.7**	**80t**	**19/185**	**51.6**
Opponents	**375**	**212**	**2,546**	**56.5**	**6.79**	**12**	**3.2**	**17**	**4.5**	**69t**	**20/166**	**69.4**

1972 (4–9–1)

HEAD COACH BOB HOLLWAY

Sept. 17	At Baltimore	W	10–3	53,652
Sept. 24	At Washington	L	10–24	53,039
Oct. 1	**Pittsburgh**	**L**	**19–25**	**49,140**
Oct. 8	At Minnesota	W	19–17	49,687
Oct. 15	**Washington**	**L**	**3–33**	**50,454**
Oct. 22	At N.Y. Giants	L	21–27	62,756
Oct. 29	**Chicago**	**L**	**10–27**	**50,464**
Nov. 5	At Philadelphia	T	6–6	65,720
Nov. 12	At Dallas	L	24–33	65,218
Nov. 19	**N.Y. Giants**	**L**	**7–13**	**48,014**
Nov. 27	At Miami	L	10–31	80,010
Dec. 3	**Dallas**	**L**	**6–27**	**49,878**
Dec. 10	**L.A. Rams**	**W**	**24–14**	**36,873**
Dec. 17	**Philadelphia**	**W**	**24–23**	**34,872**
			193–303	

Home: 2–5 (319,695). Away: 2–4–1 (430,082).

TEAM STATISTICS

	Cards	Opp.
Total First Downs	**181**	**276**
Rushing	68	119
Passing	102	138
Penalty	11	19
Total Net Yards	**3267**	**4739**
Avg. Per Game	233.4	338.5
Total Plays	754	935
Avg. Per Play	4.5	5.1
Net Yards Rushing	**1229**	**2189**
Avg. Per Game	87.8	156.4
Total Rushes	361	548
Net Yards Passing	**2038**	**2550**
Avg. Per Game	145.6	182.1
Sacked/Yards Lost	30/221	22/183
Gross Yards	2,259	2,733
Att./Comp./Pct.	363/171/47.1	365/221/60.6
Had Intercepted	23	11
Punts/Average	**73/39.3**	**48/39.4**
Penalties/Yards	**64/582**	**68/645**
Fumbles/Lost	**43/16**	**31/16**
Touchdowns	**22**	**31**
Rushing	9	11
Passing	11	15
Returns	2	5

SCORE BY PERIOD

	Q1	Q2	Q3	Q4	OT	Pts.
Team	20	79	56	38	0	193
Opponents	36	92	75	100	0	303

SCORING

	TD	R	P	R	PAT	FG	S	Pts.
Bakken	0	0	0	0	19/22	14/22	0	61
Anderson	6	4	2	0	0/0	0/0	0	36
Roland	4	2	2	0	0/0	0/0	0	24
Moore	3	0	3	0	0/0	0/0	0	18
Burns	2	2	0	0	0/0	0/0	0	12
Gillette	2	0	2	0	0/0	0/0	0	12
Smith	2	0	2	0	0/0	0/0	0	12
Thompson	2	0	0	2	0/0	0/0	0	12
Hayden	1	1	0	0	0/0	0/0	0	6
Team	**22**	**9**	**11**	**2**	**19/22**	**14/22**	**0**	**193**
Opponents	**55**	**31**	**11**	**15**	**31/31**	**28/47**	**1**	**303**

RUSHING

	No.	Yds.	Avg.	Long	TD
Anderson	153	536	3.5	19	4
Roland	105	414	3.9	18	2
Burns	26	69	2.7	16	2
Moore	9	44	4.9	15	0
Baynham	17	43	2.5	11	0
Smith	5	31	6.2	17	0
Galder	9	28	3.1	16	0
Hart	9	17	2.9	8	0
Woodeshick	5	14	2.8	6	0
Shivers	5	12	2.4	9	0
Hayden	8	11	1.4	5	1
Cuozzo	4	7	1.8	9	0
Butler	6	3	0.5	5	0
Team	**361**	**1,229**	**3.4**	**19**	**9**
Opponents	**548**	**2,189**	**3.8**	**28**	**11**

RECEIVING

	No.	Yds.	Avg.	Long	TD
Roland	38	321	8.4	27	2
Gillette	33	550	16.7	65t	2
Moore	29	500	17.2	98	3
Anderson	28	298	10.4	56	2
Smith	26	407	15.7	71	2
Burns	6	24	4.0	12	0
Gray	3	62	20.7	33	0
Hyatt	2	32	16.0	25	0
Shivers	1	20	20.0	20	0
Hayden	1	17	17.0	17	0
Baynham	1	10	10.0	10	0
Butler	1	8	8.0	8	0
Wicks	1	8	8.0	8	0
Woodeshick	1	2	2.0	2	0
Team	**171**	**2,259**	**13.2**	**98**	**11**
Opponents	**221**	**2,733**	**12.4**	**73t**	**15**

INTERCEPTIONS

	No.	Yds.	Avg.	Long	TD
Wilson	3	35	13.7	24	0
Farr	3	21	7.0	21	0
McGill	2	28	14.0	26	0
Hackbart	1	22	22.0	22	0
Staggs	1	7	7.0	7	0
Thompson	1	5	5.0	5	0
Team	**11**	**118**	**10.7**	**26**	**0**
Opponents	**23**	**289**	**12.6**	**41**	**3**

PUNT RETURNS

	Ret.	FC	Yds.	Avg.	Long	TD
Willingham	9	6	41	4.6	13	0
Wehrli	5	6	24	4.8	22	0
Gray	2	3	-4	-2.0	0	0
Team	**16**	**15**	**61**	**3.8**	**22**	**0**
Opponents	**37**	**22**	**144**	**3.9**	**18**	**0**

KICKOFF RETURNS

	No.	Yds.	Avg.	Long	TD
Moore	20	437	21.9	37	0
Gray	17	378	22.2	29	0
Willingham	9	194	21.6	28	0
Butler	4	85	21.2	27	0
Hyatt	1	41	41.0	41	0
Wehrli	1	10	10.0	10	0
Burns	1	7	7.0	7	0
Team	**53**	**1,152**	**21.7**	**41**	**0**
Opponents	**40**	**1,037**	**25.9**	**91t**	**1**

PUNTING

	No.	Yds.	Avg.	Long	Blk.
Anderson	72	2,847	39.5	61	0
Bakken	1	26	26.0	26	0
Team	**73**	**2,873**	**39.3**	**61**	**0**
Opponents	**48**	**1,892**	**39.4**	**62**	**2**

FIELD GOALS

	1–19	20–29	30–39	40–49	50+
Bakken	4–5	2–4	2–4	6–9	0–0
Team	**4–5**	**2–4**	**2–4**	**6–9**	**0–0**
Opponents	**7–8**	**5–7**	**9–13**	**6–12**	**1–6**

Bakken: (41G), (41G, 42N), (19G, 44G), (27G, 13G, 43N), (46G, 34N, 34N), (19N), (15G), (9G, 32G, 27N), (34G), ( ), (49G, 28N), (48N), (41G), (20G).

Opponents: (30N, 48B, 38N, 47N, 42G), (31G, 24N, 51N), (17G, 20G, 15G), (37G, 26N), (30G, 8G, 42G, 36G), (16G, 43G, 45N), (12G, 32G, 40N), (11G, 30G, 33N, 45N), (27G, 14G, 50G, 38G, 32N), (40G, 21G, 59N, 48B), (25G, 52N), (59N, 29G, 55N, 42G), (18N), (33G, 41G, 38G).

USUAL STARTING LINEUP

Offense

WR.....Bobby Moore
LT.....Dan Dierdorf
LG.....Conrad Dobler
C..... Tom Banks
Wayne Mulligan
RG.....Bob Young
RT...Wayne Mulligan
TE.....Jackie Smith
WR.... Walker Gillette
QB..... Gary Cuozzo
Tim Van Galder
Jim Hart
RB. Donny Anderson
Johnny Roland
FB.....Leon Burns
K.....Jim Bakken

Defense

LE.....Don Brumm
LT.. John Richardson
Fred Heron
RT.....Bob Rowe
RE....Ron Yankowski
Martin Imhof
LLB ...Larry Stallings
MLB ...Mark Arneson
RLB..... Terry Miller
Jeff Staggs
LCBNorm Thompson
RCB.....Miller Farr
Eric Washington
LS ..... Roger Wehrli
RS.....Larry Wilson
P ... Donny Anderson

NOTES

William V. Bidwill gains full ownership of the franchise … assistant coach **Chuck Drulis** collapses of a heart attack on the team charter airplane returning from a preseason game at Houston … he is pronounced dead following an emergency landing in Little Rock, Ark. … safety **Larry Wilson** doubles as player and assistant coach, then two weeks before the end of the season he announces his retirement after 13 seasons … quarterback **Jim Hart** connects with **Ahmad Rashad** (nee Bobby Moore) for a 98-yard pass play vs. L.A. Rams Dec. 10, the longest non-scoring pass play in NFL history.

FINAL NFC EAST STANDINGS

Team	W	L	T	Pct.	Pts.	OP
Washington	11	3	0	.786	336	218
Dallas*	10	4	0	.714	319	240
N.Y. Giants	8	6	0	.571	331	247
St. Louis	4	9	1	.321	193	303
Philadelphia	2	11	1	.179	145	352

*Wild card playoff qualifier

PASSING

	Att.	Comp.	Yds.	Comp. %	Yds./Att.	TD	TD%	Int.	Int. %	Long	Sack/Lost	Rating
Cuozzo	158	69	897	43.7	5.67	5	3.1	11	6.9	68t	13/89	43.6
Hart	119	60	857	50.4	7.20	5	4.2	5	4.2	98	7/56	70.5
Galder	79	40	434	50.6	5.49	1	1.2	7	8.8	71	10/76	34.4
Anderson	3	2	71	66.7	23.66	0	0.0	0	0.0	38	0/0	109.7
Wilson	2	0	0	0.0	0.0	0	0.0	0	0.0	0	0/0	39.6
Smith	2	0	0	0.0	0.0	0	0.0	0	0.0	0	0/0	39.6
Team	**363**	**171**	**2,259**	**47.1**	**6.22**	**11**	**3.0**	**23**	**6.3**	**98**	**30/221**	**51.0**
Opponents	**365**	**221**	**2,733**	**60.6**	**7.48**	**15**	**4.1**	**11**	**3.0**	**73t**	**22/18**	**84.9**

1973 (4–9–1)
HEAD COACH DON CORYELL

Sept. 16	At Philadelphia	W	34–23	61,103
Sept. 23	**Washington**	**W**	**34–27**	**50,316**
Sept. 30	At Dallas	L	10–45	64,729
Oct. 7	**Oakland**	**L**	**10–17**	**49,051**
Oct. 14	**Philadelphia**	**L**	**24–27**	**44,400**
Oct. 21	At Washington	L	13–31	54,381
Oct. 28	**N.Y. Giants**	**W**	**35–27**	**47,589**
Nov. 4	**Denver**	**T**	**17–17**	**46,565**
Nov. 11	At Green Bay	L	21–25	52,922
Nov. 18	At N.Y. Giants	L	13–24	65,795
Nov. 25	At Cincinnati	L	24–42	50,918
Dec. 2	**Detroit**	**L**	**16–20**	**44,982**
Dec. 9	At Atlanta	W	32–10	48,030
Dec. 16	**Dallas**	**L**	**3–30**	**43,946**
			286–365	

Home: 2–4–1 (326,849). Away: 2–5 (397,878).

TEAM STATISTICS

	Cards	Opp.
Total First Downs	**238**	**307**
Rushing	96	135
Passing	111	157
Penalty	31	15
Total Net Yards	**4054**	**5149**
Avg. Per Game	289.6	367.8
Total Plays	837	950
Avg. Per Play	4.8	5.4
Net Yards Rushing	**1671**	**2120**
Avg. Per Game	170.2	216.4
Total Rushes	416	504
Net Yards Passing	**2383**	**3029**
Avg. Per Game	170.2	216.4
Sacked/Yards Lost	27/209	29/197
Gross Yards	2,592	3,226
Att./Comp./Pct.	394/210/53.3	417/252/60.4
Had Intercepted	15	10
Punts/Average	**66/37.5**	**54/41.4**
Penalties/Yards	**61/594**	**97/920**
Fumbles/Lost	**37/14**	**31/17**
Touchdowns	**31**	**42**
Rushing	13	16
Passing	16	23
Returns	2	3

SCORE BY PERIOD

	Q1	Q2	Q3	Q4	OT	Pts.
Team	65	53	66	102	0	286
Opponents	60	100	58	147	0	365

SCORING

	TD	R	P	R	PAT	FG	S	Pts.
Bakken	0	0	0	0	31/31	23/32	0	100
Anderson	13	10	3	0	0/0	0/0	0	78
Gray	7	0	7	0	0/0	0/0	0	42
Rashad	3	0	3	0	0/0	0/0	0	18
Shy	2	0	1	1	0/0	0/0	0	12
Metcalf	2	2	0	0	0/0	0/0	0	12
Smith	1	0	1	0	0/0	0/0	0	6
Gillette	1	0	1	0	0/0	0/0	0	6
McFarland	1	0	0	1	0/0	0/0	0	6
Otis	1	1	0	0	0/0	0/0	0	6
Team	**31**	**13**	**16**	**2**	**31/31**	**23/32**	**0**	**286**
Opponents	**39**	**16**	**23**	**3**	**41/42**	**23/34**	**0**	**365**

RUSHING

	No.	Yds.	Avg.	Long	TD
Anderson	167	679	4.1	54	10
Metcalf	148	628	4.2	50	2
Otis	55	235	4.3	19	1
Shy	16	66	4.1	7	0
Moss	14	41	2.9	13	0
Hammond	4	11	2.7	7	0
Keithley	8	29	3.6	18	0
Hart	3	-3	-1.0	0	0
Smith	1	-14	-14.0	0	0
Team	**416**	**1,671**	**4.0**	**54**	**13**
Opponents	**504**	**2,120**	**4.2**	**24**	**16**

RECEIVING

	No.	Yds.	Avg.	Long	TD
Smith	41	600	14.6	42	1
Anderson	41	409	10.0	44	3
Metcalf	37	316	8.5	35	0
Rashad	30	409	13.6	65t	3
Gray	29	513	17.7	80t	7
Gillette	20	244	12.2	48t	1
Hammond	4	39	9.8	23	0
Shy	3	15	5.0	6	1
Otis	2	19	9.5	14	0
McFarland	2	10	5.0	7	0
Maynard	1	18	18.0	18	0
Team	**210**	**2,592**	**12.3**	**80t**	**16**
Opponents	**252**	**3,226**	**12.8**	**54**	**23**

INTERCEPTIONS

	No.	Yds.	Avg.	Long	TD
Tolbert	2	34	17.0	26	0
Duren	2	13	6.5	13	0
Arneson	1	13	13.0	13	0
Rivers	1	11	11.0	11	0
Barnes	1	0	0.0	0	0
Detwiler	1	0	0.0	0	0
Stallings	1	0	0.0	0	0
Wehrli	1	0	0.0	0	0
Team	**10**	**71**	**7.1**	**26**	**0**
Opponents	**15**	**267**	**17.8**	**68t**	**2**

PUNT RETURNS

	Ret.	FC	Yds.	Avg.	Long	TD
Wehrli	9	7	92	10.2	33	0
Hammond	11	2	80	7.3	51	0
Thompson	6	2	18	3.0	6	0
Belton	1	2	2	2.0	2	0
Team	**27**	**13**	**192**	**7.1**	**51**	**0**
Opponents	**23**	**21**	**186**	**8.1**	**46**	**0**

KICKOFF RETURNS

	No.	Yds.	Avg.	Long	TD
Shy	16	445	27.8	97t	1
Hammond	12	314	26.2	46	0
Metcalf	4	124	36.3	48	0
Hayden	5	98	19.6	28	0
Belton	3	83	27.7	31	0
Moss	4	78	19.5	21	0
Gray	4	73	18.3	21	0
McFarland	3	57	19.0	19	0
Detwiler	3	55	18.3	20	0
Butz	1	23	23.0	23	0
Owens	1	19	19.0	19	0
Wehrli	2	0	0.0	0	0
Team	**58**	**1,369**	**23.6**	**97t**	**1**
Opponents	**57**	**1,350**	**23.7**	**97t**	**1**

PUNTING

	No.	Yds.	Avg.	Long	Blk.
Keithley	66	2,478	37.5	55	1
Team	**66**	**2,478**	**37.5**	**55**	**1**
Opponents	**54**	**2,236**	**41.4**	**62**	**1**

FIELD GOALS

	1–19	20–29	30–39	40–49	50+
Bakken	4–4	6–7	10–12	3–8	0–1
Team	**4–4**	**6–7**	**10–12**	**3–8**	**0–1**
Opponents	**10–10**	**6–8**	**6–7**	**1–6**	**1–3**

Bakken: (17G, 20G, 28N), (23G, 28G), (16G, 52N), (12G, 46N), (39G, 49N), (32G, 31G), ( ), (28G, 47N), ( ), (29G, 18G, 49N), (30G), (43G, 43G, 34G, 37N), (35G, 46G, 35G, 31G, 37G, 28G, 32B), (33G, 49N).

Opponents: (36G, 44G, 27G), (28G, 37G, 36N, 58N, 49N), (24G), (17G), (32G, 23G, 29N, 52N), (18G), (14G, 22G), (12G, 45N, 44N, 42N), (12G, 32G, 24G, 9G), (16G), ( ), (52G, 36G), (32G, 49N), (18G, 13G, 17G, 26N).

USUAL STARTING LINEUP

Offense

WR...Ahmad Rashad
LT..... Dan Dierdorf
LG ..... Tom Banks
C .... Wayne Mulligan
RG.....Conrad Dobler
RT ..... Dan Dierdorf
Ernie McMillan
Roger Finnie
TE..... Jackie Smith
WR..... Mel Gray
Walker Gillette
QB..... Jim Hart
FB .....Jim Otis
RB. Donny Anderson
K ..... Jim Bakken

Defense

LE.....Dave Butz
LT..John Richardson
Leo Brooks
RT ..... Bob Rowe
RE ... Ron Yankowski
LLB ...Larry Stallings
MLB .. Mark Arneson
RLB.....Pete Barnes
LCB . Dwayne Crump
Norm Thompson
RCB.....Roger Wehrli
SS .....Jim Tolbert
FS ... Clarence Duren
Chuck Detwiler
P .....Gary Keithley

NOTES

Former San Diego State University Head Coach **Don Coryell**, with his fiery disposition and innovative offensive schemes, is named head coach … he hires **Joe Gibbs** as running backs coach and **Jim Hanifan** as offensive line coach … running back **Terry Metcalf** is drafted in third round … **Jim Hart** is named starting quarterback … despite 4–9–1 record, Card offense improves dramatically, boosting point output from 193 in 1972 to 286, and gains nearly 800 more total yards … Cards complete only two of 10 passes at Atlanta Dec. 9 for single-game franchise low of nine yards as **Jim Bakken** kicks six field goals in 32–10 win.

FINAL NFC EAST STANDINGS

Team	W	L	T	Pct.	Pts.	OP
Dallas	10	4	0	.714	382	203
Washington*	10	4	0	.714	325	198
Philadelphia	5	8	1	.393	310	393
St. Louis	4	9	1	.321	286	365
N.Y. Giants	2	11	1	.179	226	362

*Wild card playoff qualifier

PASSING

	Att.	Comp.	Yds.	Comp. %	Yds./Att.	TD	TD%	Int.	Int. %	Long	Sack/Lost	Rating
Hart	320	178	2,223	55.6	6.95	15	4.7	10	3.1	69t	22/168	80.1
Keithley	73	32	369	43.8	5.05	1	1.4	5	6.8	80t	5/41	36.0
Hammond	1	0	0	0.0	0	0	0.0	0	0.0	0	0/0	39.6
Team	**394**	**210**	**2,592**	**53.3**	**6.58**	**16**	**4.1**	**15**	**3.8**	**80t**	**27/209**	**71.8**
Opponents	**417**	**252**	**3,226**	**60.4**	**7.74**	**23**	**5.5**	**10**	**2.4**	**54**	**29/197**	**93.0**

1974 (10–4)
HEAD COACH DON CORYELL

Sept. 15	**Philadelphia**	**W**	**7–3**	**40,322**
Sept. 22	At Washington	W	17–10	53,381
Sept. 29	**Cleveland**	**W**	**29–7**	**43,472**
Oct. 6	At S.F.	W	34–9	48,675
Oct. 13	**Dallas**	**W**	**31–28**	**49,885**
Oct. 20	At Houston	W	31–27	26,371
Oct. 27	**Washington**	**W**	**23–20**	**49,410**
Nov. 3	At Dallas	L	14–17	64,146
Nov. 11	**Minnesota**	**L**	**24–28**	**50,184**
Nov. 17	At Philadelphia	W	13–3	61,982
Nov. 24	At N.Y. Giants	W	23–21	49,915
Dec. 1	**Kansas City**	**L**	**13–17**	**41,863**
Dec. 8	At New Orleans	L	0–14	57,152
Dec. 15	**N.Y. Giants**	**W**	**26–14**	**47,414**
			285–218	

Home: 5–2 (322,549). Away: 5–2 (361,622).

NFC Divisional Playoff

Dec. 21	At Minnesota	L	14–30	44,626

TEAM STATISTICS

	Cards	Opp.
Total First Downs	**247**	**249**
Rushing	120	108
Passing	117	122
Penalty	10	19
Total Net Yards	**4314**	**4251**
Avg. Per Game	308.1	303.6
Total Plays	873	909
Avg. Per Play	4.9	4.7
Net Yards Rushing	**1956**	**1888**
Avg. Per Game	139.7	134.9
Total Rushes	466	461
Net Yards Passing	**2358**	**2363**
Avg. Per Game	168.4	168.8
Sacked/Yards Lost	16/134	35/218
Gross Yards	2,492	2,581
Att./Comp./Pct.	391/201/51.4	413/230/55.7
Had Intercepted	8	16
Punts/Average	**81/38.7**	**85/39.2**
Penalties/Yards	**77/645**	**80/654**
Fumbles/Lost	**27/9**	**24/9**
Touchdowns	**36**	**27**
Rushing	12	15
Passing	20	11
Returns	4	1

SCORE BY PERIOD

	Q1	Q2	Q3	Q4	OT	Pts.
Team	56	80	100	49	0	285
Opponents	50	58	34	76	0	218

SCORING

	TD	R	P	R	PAT	FG	S	Pts.
Bakken	0	0	0	0	30/36	13/22	0	69
Metcalf	8	6	1	1	0/0	0/0	0	48
Anderson	6	3	3	0	0/0	0/0	0	36
Gray	6	0	6	0	0/0	0/0	0	36
Thomas	5	0	5	0	0/0	0/0	0	30
Smith	3	0	3	0	0/0	0/0	0	18
Hart	2	2	0	0	0/0	0/0	0	12
Cain	1	0	1	0	0/0	0/0	0	6
Otis	1	1	0	0	0/0	0/0	0	6
Thompson	1	0	0	1	0/0	0/0	0	6
Wehrli	1	0	0	1	0/0	0/0	0	6
Willard	1	0	1	0	0/0	0/0	0	6
Yankowski	1	0	0	1	0/0	0/0	0	6
Team	**36**	**12**	**20**	**4**	**30/36**	**13/22**	**0**	**285**
Opponents	**26**	**15**	**11**	**1**	**26/27**	**10/14**	**0**	**218**

RUSHING

	No.	Yds.	Avg.	Long	TD
Metcalf	152	718	4.7	75t	6
Otis	158	664	4.2	23	1
Anderson	90	316	3.5	16	3
Willard	40	175	4.4	12	0
Belton	12	49	4.1	10	0
Hart	10	21	2.1	16	2
Moss	4	13	3.3	5	0
Team	**466**	**1,956**	**4.2**	**75t**	**12**
Opponents	**461**	**1,888**	**4.1**	**66t**	**15**

RECEIVING

	No.	Yds.	Avg.	Long	TD
Metcalf	50	377	7.5	22t	1
Gray	39	770	19.7	80t	6
Thomas	34	513	15.1	52t	5
Smith	25	413	16.5	81	3
Otis	19	109	5.7	13	0
Anderson	15	116	7.7	25	3
Cain	13	152	11.7	40t	1
Willard	4	28	7.0	17	1
Hammond	2	14	7.0	9	0
Team	**201**	**2,492**	**12.4**	**81**	**20**
Opponents	**230**	**2,581**	**11.2**	**65**	**11**

INTERCEPTIONS

	No.	Yds.	Avg.	Long	TD
Thompson	6	190	31.7	56t	1
Wehrli	2	54	27.0	53t	1
Duren	2	29	14.5	20	0
Tolbert	2	22	11.0	22	0
Stallings	2	13	6.5	13	0
Reaves	1	54	54.0	54	0
Crump	1	10	10.0	10	0
Team	**16**	**372**	**23.3**	**56t**	**2**
Opponents	**8**	**75**	**9.4**	**18**	**0**

PUNT RETURNS

	Ret.	FC	Yds.	Avg.	Long	TD
Metcalf	26	3	340	13.1	43	0
Hammond	17	1	125	7.4	21	0
Wehrli	4	1	39	9.8	32	0
Belton	4	0	8	2.0	6	0
Tolbert	1	0	0	0.0	0	0
Duren	0	3	0	0.0	0	0
Stringer	0	1	0	0.0	0	0
Team	**52**	**9**	**512**	**9.8**	**43**	**0**
Opponents	**56**	**3**	**518**	**9.3**	**98t**	**1**

KICKOFF RETURNS

	No.	Yds.	Avg.	Long	TD
Metcalf	20	623	31.2	94t	1
Hammond	11	268	24.4	34	0
Moss	8	133	16.6	21	0
Belton	5	111	22.2	30	0
LeVeck	2	32	16.0	20	0
Reaves	1	22	22.0	22	0
Finnie	1	8	8.0	8	0
Cain	1	5	5.0	5	0
Crum	1	1	1.0	1	0
Team	**50**	**1,203**	**24.1**	**94t**	**1**
Opponents	**54**	**1,203**	**22.3**	**67**	**0**

PUNTING

	No.	Yds.	Avg.	Long	Blk.
Roberts	81	3,131	38.7	57	0
Team	**81**	**3,131**	**38.7**	**57**	**0**
Opponents	**85**	**3,329**	**39.2**	**69**	**0**

FIELD GOALS

	1–19	20–29	30–39	40–49	50+
Bakken	0–0	2–3	5–9	6–10	0–0
Team	**0–0**	**2–3**	**5–9**	**6–10**	**0–0**
Opponents	**0–0**	**6–6**	**1–2**	**3–5**	**0–1**

Bakken: (38N), (46G, 42N), (44G, 33N), (47G, 42G, 26B), (31G), (25G), (47G), ( ), (46G), (28G, 30G, 40N), (36G, 32G, 24B, 36G), ( ), (32N, 35N), (47N).

Opponents: (44G), (28G, 44N), (47N), (20G), ( ), (28G, 24G), (41G, 34G), (20G), ( ), (48G, 61N), (31N), (22G), ( ), ( ).

USUAL STARTING LINEUP

Offense

LE . . . Sonny Randle
WR . . . Earl Thomas
LT . . Ernie McMillan
LG . . . . . Bob Young
Roger Finnie
C . . . . Tom Brahaney
RG. . . Conrad Dobler
RT . . . . Dan Dierdorf
TE . . . . Jackie Smith
WR . . . . . Mel Gray
QB. . . . . Jim Hart
FB . . . . . Jim Otis
RB. . . . Terry Metcalf
K . . . . . Jim Bakken

Defense

LE . Council Rudolph
LT . . . . . Leo Brooks
RT . . . . . Bob Rowe
RE . . Ron Yankowski
LLB . . Larry Stallings
MLB . Mark Arneson
RLB . . . . Pete Barnes
LCB Norm Thompson
Jim Tolbert
RCB. . . Roger Wehrli
SS . . . . . Ken Reaves
FS . . Clarence Duren
P . . . . . Hal Roberts

NOTES

Cards win first seven games en route to 10–4 record … six wins achieved by seven points or less … capture NFC Eastern Division title on final day of the season with 26–14 win over N.Y. Giants at Busch Stadium Dec. 15 … Cards lose 30–14 playoff contest at Minnesota Dec. 21, the team's first postseason appearance since 1948 … quarterback **Jim Hart** is named NFC player-of-the-year, running back **Terry Metcalf** is runner-up to Hart in the poll, and **Don Coryell** is named consensus NFL coach-of-the-year … offensive line allows NFL-low 16 quarterback sacks … Hart tosses 20 touchdowns with just eight interceptions in 388 attempts … Metcalf sets Card record with 2,058 combined yards, including a 4.7-yard rushing average with six touchdowns, 50 pass receptions, and kick-return figures of 31.2 yards on 20 kickoffs and 13.1 yards on 26 punts.

FINAL NFC EAST STANDINGS

Team	W	L	T	Pct.	Pts.	OP
St. Louis	10	4	0	.714	285	218
Washington*	10	4	0	.714	320	196
Dallas	8	6	0	.571	297	235
Philadelphia	7	7	0	.500	242	217
N.Y. Giants	2	12	0	.143	195	299

*Wild card playoff qualifier

PASSING

	Att.	Comp.	Yds.	Comp. %	Yds./Att.	TD	TD%	Int.	Int. %	Long	Sack/Lost	Rating
Hart	388	200	2,411	51.5	6.21	20	5.2	8	2.1	80t	16/134	79.5
Hammond	1	1	81	100.0	81.00	0	0.0	0	0.0	81	0/0	118.8
Metcalf	2	0	0	0	0.0	0	0.0	0	0.0	0	0/0	39.6
Team	**391**	**201**	**2,492**	**51.4**	**6.37**	**20**	**5.2**	**8**	**2.1**	**81**	**16/134**	**80.1**
Opponents	**413**	**230**	**2,581**	**55.7**	**6.25**	**11**	**2.7**	**16**	**3.9**	**65**	**35/218**	**67.3**

1975 (11-3)
HEAD COACH DON CORYELL

Sept. 21	**Atlanta**	**W**	**23–20**	**42,172**
Sept. 28	At Dallas (OT)	L	31–37	52,417
Oct. 5	**N.Y. Giants**	**W**	**26–14**	**44,919**
Oct. 13	At Washington	L	17–27	54,693
Oct. 19	**Philadelphia**	**W**	**31–20**	**45,242**
Oct. 25	At N.Y. Giants	W	20–13	49,598
Nov. 2	**New England**	**W**	**24–17**	**45,907**
Nov. 9	At Philadelphia	W	24–23	60,277
Nov. 16	**Wash. (OT)**	**W**	**20–17**	**49,919**
Nov. 23	At N.Y. Jets	W	37–6	53,169
Nov. 27	**Buffalo**	**L**	**14–32**	**41,899**
Dec. 7	**Dallas**	**W**	**31–17**	**49,701**
Dec. 14	At Chicago	W	34–20	35,052
Dec. 21	At Detroit	W	24–13	64,656
			356–276	

Home: 6–1 (319,759). Away: 5–2 (369,862).

NFC Divisional Playoff

Dec. 27	At L.A Rams	L	23–35	72,650

TEAM STATISTICS

	Cards	Opp.
Total First Downs	**276**	**284**
Rushing	131	118
Passing	128	142
Penalty	17	24
Total Net Yards	**4955**	**4595**
Avg. Per Game	353.9	328.2
Total Plays	918	957
Avg. Per Play	5.4	4.8
Net Yards Rushing	**2402**	**1925**
Avg. Per Game	171.6	137.5
Total Rushes	555	487
Net Yards Passing	**2553**	**2670**
Avg. Per Game	182.4	190.7
Sacked/Yards Lost	8/66	24/192
Gross Yards	2,619	2,862
Att./Comp./Pct.	355/187/52.7	446/233/52.2
Had Intercepted	20	22
Punts/Average	**64/37.7**	**67/40.1**
Penalties/Yards	**83/730**	**82/679**
Fumbles/Lost	**33/19**	**26/15**
Touchdowns	**43**	**34**
Rushing	19	16
Passing	20	16
Returns	4	2

SCORE BY PERIOD

	Q1	Q2	Q3	Q4	OT	Pts.
Team	96	83	82	92	3	356
Opponents	38	61	79	92	6	276

SCORING

	TD	R	P	R	PAT	FG	S	Pts.
Bakken	0	0	0	0	40/42	19/24	0	97
Metcalf	13	9	2	2	0/0	0/0	0	78
M Gray	11	0	11	0	0/0	0/0	0	66
Otis	6	5	1	0	0/0	0/0	0	36
Jones	3	2	1	0	0/0	0/0	0	18
Smith	2	0	2	0	0/0	0/0	0	12
Thomas	2	0	2	0	0/0	0/0	0	12
Cain	1	0	1	0	0/0	0/0	0	6
Crump	1	0	0	1	0/0	0/0	0	6
Hart	1	1	0	0	0/0	0/0	0	6
Latin	1	1	0	0	0/0	0/0	0	6
Moss	1	1	0	0	0/0	0/0	0	6
Thompson	1	0	0	1	0/0	0/0	0	6
Wehrli	0	0	0	0	1/1	0/0	0	1
Team	**43**	**19**	**20**	**4**	**41/43**	**19/24**	**0**	**356**
Opponents	**34**	**16**	**16**	**2**	**27/33**	**15/26**	**0**	**276**

SACKS

Rudolph 2.0, Rowe 2.0, Brooks 1.0, Duren 1.0, Reaves 1.0, Crump 1.0

Team 22.0 , Opponents 17.0

RUSHING

	No.	Yds.	Avg.	Long	TD
Otis	269	1,076	4.0	30	5
Metcalf	165	816	4.9	52t	9
Jones	54	275	5.1	23	2
Latin	35	165	4.7	57t	1
Ashton	10	44	4.4	9	0
Hammond	3	13	4.3	6	0
Moss	4	12	3.0	5t	1
Hart	11	7	0.6	6	1
M. Gray	1	6	6.0	6	0
Shaw	3	-12	-4.0	-2	0
Team	**555**	**2,402**	**4.3**	**57t**	**19**
Opponents	**487**	**1,925**	**4.0**	**32t**	**16**

RECEIVING

	No.	Yds.	Avg.	Long	TD
M. Gray	48	926	19.3	74t	11
Metcalf	43	378	8.8	30t	2
Thomas	21	375	17.9	80t	2
Jones	19	194	10.2	21	1
Harris	15	266	17.7	36	0
Smith	13	246	18.9	45	2
Cain	12	134	11.2	18	1
Otis	12	69	5.8	12	1
Latin	2	25	12.5	16	0
Hammond	2	6	3.0	10	0
Team	**187**	**2,619**	**14.0**	**80t**	**20**
Opponents	**233**	**2,862**	**12.3**	**48**	**16**

INTERCEPTIONS

	No.	Yds.	Avg.	Long	TD
Thompson	7	141	20.1	61t	1
Wehrli	6	31	5.2	31	0
Reaves	3	7	2.3	9	0
Barnes	2	26	13.0	23	0
Duren	1	23	23.0	23	0
Rudolph	1	18	18.0	18	0
Arneson	1	6	6.0	6	0
Stallings	1	-3	-3.0	-3	0
Team	**22**	**249**	**11.3**	**61t**	**1**
Opponents	**20**	**216**	**10.8**	**38**	**0**

PUNT RETURNS

	Ret.	FC	Yds.	Avg.	Long	TD
Metcalf	23	3	285	12.4	69t	1
Hammond	9	2	70	7.8	30	0
M. Gray	7	1	53	7.6	27	0
Wehrli	1	0	2	2.0	2	0
Team	**40**	**6**	**410**	**10.3**	**69t**	**1**
Opponents	**34**	**7**	**329**	**9.7**	**43**	**0**

KICKOFF RETURNS

	No.	Yds.	Avg.	Long	TD
Metcalf	35	960	27.4	93t	1
Hammond	13	254	19.5	29	0
Smith	1	25	25.0	25	0
Moss	1	21	21.0	21	0
T. Gray	1	20	20.0	20	0
Hartle	1	20	20.0	20	0
Jones	1	18	18.0	18	0
Wehrli	1	10	10.0	10	0
Reaves	1	9	9.0	9	0
Team	**55**	**1,337**	**24.3**	**93t**	**1**
Opponents	**71**	**1,609**	**22.7**	**97t**	**1**

PUNTING

	No.	Yds.	Avg.	Long	Blk.
West	64	2,412	37.7	58	1
Team	**64**	**2,412**	**37.7**	**58**	**1**
Opponents	**67**	**2,688**	**40.1**	**59**	**0**

FIELD GOALS

	1–19	20–29	30–39	40–49	50+
Bakken	0–0	10–11	5–7	4–6	0–0
Team	**0–0**	**10–11**	**5–7**	**4–6**	**0–0**
Opponents	**0–0**	**4–4**	**5–9**	**6–9**	**0–4**

Bakken: (22G, 39G, 25G), (28G), (48G, 28G), (47G), (24G), (37G, 40G), (21G, 44N), (30G), (20G, 37G, 29N, 32N), (31G), (48N), (27G), (40G, 29G), (24G, 32B).

Opponents: (19N), (40G, 46N), ( ), (47G, 34G, 56N), (45G, 40G, 45N), (36N), (32G), (37G, 27G, 25G), (42G, 52N), (47G, 27G, 53N), (30G, 33G, 47B), (23G), (51N), (37B).

USUAL STARTING LINEUP

Offense

WR..... Ike Harris
LT.....Roger Finnie
LG..... Bob Young
C..... Tom Banks
RG.....Conrad Dobler
RT..... Dan Dierdorf
TE..... Jackie Smith
J.V. Cain
WR..... Mel Gray
QB.....Jim Hart
FB.....Jim Otis
RB..... Terry Metcalf
K..... Jim Bakken

Defense

LE.....Bob Bell
LT.....Charlie Davis
RT..... Bob Rowe
RE.... Ron Yankowski
LLB....Larry Stallings
MLB... Mark Arneson
RLB.....Pete Barnes
LCB..Norm Thompson
RCB.....Roger Wehrli
SS..... Ken Reaves
FS.... Clarence Duren
P.....Jeff West

NOTES

Led by Pro Bowl offensive linemen **Dan Dierdorf**, **Conrad Dobler**, and **Tom Banks**, Cards win a second consecutive NFC Eastern Division title with an 11–3 mark, a franchise best since an 11–1 record by the 1948 team … fullback **Jim Otis** leads the NFC in rushing with 1,076 yards, running back/kick returner **Terry Metcalf**—a consensus NFL most valuable player—sets league record with 2,462 combined yards, and quarterback **Jim Hart** performs behind an offensive line that ties an NFL record by allowing just eight quarterback sacks … wide receiver **Mel Gray** catches controversial touchdown pass from Hart with 25 seconds left in regulation, known as the "Phantom Catch," to send game into overtime as Cards win 20–17 over Washington … Cards travel to Los Angeles to face Rams in playoff contest and lose 35–23 after trailing 28–9 at halftime … seven offensive players go to the Pro Bowl (Dierdorf, Dobler, Banks, Hart, Metcalf, Gray, and Otis).

FINAL NFC EAST STANDINGS

Team	W	L	T	Pct.	Pts.	OP
St. Louis	11	3	0	.786	356	276
Dallas*	10	4	0	.714	350	268
Washington	8	6	0	.571	325	276
N.Y. Giants	5	9	0	.357	216	306
Philadelphia	4	10	0	.286	225	302

*Wild card playoff qualifier

PASSING

	Att.	Comp.	Yds.	Comp. %	Yds./Att.	TD	TD%	Int.	Int. %	Long	Sack/Lost	Rating
Hart	345	182	2,507	52.8	7.27	19	5.5	19	5.5	80t	6/43	71.8
Shaw	8	4	61	50.0	7.63	0	0.0	1	12.5	21	1/14	36.0
Metcalf	2	1	51	50.0	25.50	1	5.0	0	0.0	51t	0/0	135.4
Bakken	0	0	0	0.0	0.00	0	0.0	0	0.0	0	1/9	0.0
Team	**355**	**187**	**2,619**	**52.7**	**7.38**	**20**	**5.6**	**20**	**5.6**	**80t**	**8/66**	**72.1**
Opponents	**446**	**233**	**2,862**	**52.2**	**6.42**	**16**	**3.6**	**22**	**4.9**	**48**	**24/192**	**63.9**

1976 (10–4)
HEAD COACH DON CORYELL

Sept. 12	At Seattle	W	30–24	58,441
Sept. 19	**Green Bay**	**W**	**29–0**	**48,842**
Sept. 26	At San Diego	L	24–43	40,212
Oct. 3	**N.Y. Giants**	**W**	**27–21**	**48,039**
Oct. 10	**Phila.**	**W**	**33–14**	**44,933**
Oct. 17	**Dallas**	**W**	**21–17**	**50,317**
Oct. 25	At Wash.	L	10–20	48,325
Oct. 31	**S.F. (OT)**	**W**	**23–20**	**50,365**
Nov. 7	At Phila.	W	17–14	60,760
Nov. 14	At L.A.	W	30–28	64,698
Nov. 21	**Washington**	**L**	**10–16**	**49,833**
Nov. 25	At Dallas	L	14–19	62,498
Dec. 4	**Baltimore**	**W**	**24–17**	**48,282**
Dec. 12	At N.Y. Giants	W	17–14	60,553
			309–267	

Home: 6–1 (340,611). Away: 4–3 (395,487).

TEAM STATISTICS

	Cards	Opp.
Total First Downs	**307**	**239**
Rushing	140	111
Passing	142	105
Penalty	25	23
Total Net Yards	**5136**	**4089**
Avg. Per Game	366.9	292.1
Total Plays	989	864
Avg. Per Play	5.2	4.7
Net Yards Rushing	**2301**	**1979**
Avg. Per Game	164.4	141.4
Total Rushes	580	491
Net Yards Passing	**2835**	**2110**
Avg. Per Game	202.5	150.7
Sacked/Yards Lost	17/132	31/248
Gross Yards	2,967	2,358
Att./Comp./Pct.	392/220/56.1	342/176/51.5
Had Intercepted	13	19
Punts/Average	**66/35.3**	**71/38.8**
Net Punting Average	**27.1**	**31.3**
Penalties/Yards	**84/683**	**83/698**
Fumbles/Lost	**44/24**	**32/20**
Touchdowns	**36**	**34**
Rushing	17	19
Passing	18	13
Returns	1	2

SCORE BY PERIOD

	Q1	Q2	Q3	Q4	OT	Pts.
Team	60	80	75	91	3	309
Opponents	67	70	38	92	0	267

SCORING

	TD	R	P	R	PAT	FG	S	Pts.
Bakken	0	0	0	0	33/35	20/27	0	93
Jones	9	8	1	0	0/0	0/0	0	54
Metcalf	7	3	4	0	0/0	0/0	0	42
Gray	5	0	5	0	0/0	0/0	0	30
Cain	5	0	5	0	0/0	0/0	0	30
Morris	4	3	1	0	0/0	0/0	0	24
Otis	2	2	0	0	0/0	0/0	0	12
Latin	1	1	0	0	0/0	0/0	0	6
Harris	1	0	1	0	0/0	0/0	0	6
Tilley	1	0	1	0	0/0	0/0	0	6
Sensibaugh	1	0	0	1	0/0	0/0	0	6
Team	**36**	**17**	**18**	**1**	**33/35**	**20/27**	**0**	**309**
Opponents	**34**	**19**	**13**	**2**	**31/34**	**10/20**	**0**	**267**

SACKS

Zook 7.0, Bell 7.0, Dawson 2.0, Arneson 2.0, Kearney 1.0, Yankowski 1.0, White 1.0, Upshaw 1.0.
Team 22.0 , Opponents 17.0

RUSHING

	No.	Yds.	Avg.	Long	TD
Otis	233	891	3.8	23	2
Metcalf	134	537	4.0	36	3
Jones	113	451	4.0	19	8
Morris	64	292	4.6	27	3
Latin	25	115	4.6	26	0
Wehrli	2	8	4.0	8	0
Hart	8	7	0.9	10	0
Joyce	1	0	0.0	0	0
Team	**580**	**2,301**	**4.0**	**36**	**17**
Opponents	**491**	**1,979**	**4.0**	**26**	**19**

RECEIVING

	No.	Yds.	Avg.	Long	TD
Harris	52	782	15.0	40	1
Gray	36	686	19.1	77t	5
Metcalf	33	388	11.8	48t	4
Jones	29	152	5.2	15	1
Tilley	26	407	13.7	45	1
Cain	26	400	15.4	34	5
Morris	8	75	9.4	19	1
Latin	4	35	8.8	15	0
Smith	3	22	7.3	16	0
Otis	2	15	7.5	8	0
Hammond	1	5	5.0	5	0
Team	**220**	**2,967**	**13.5**	**77t**	**18**
Opponents	**176**	**2,358**	**13.4**	**72t**	**13**

INTERCEPTIONS

	No.	Yds.	Avg.	Long	TD
Thompson	4	83	20.8	38	0
Sensibaugh	4	60	15.0	35t	1
Wehrli	4	31	7.8	26	0
Reaves	2	41	20.5	25	0
White	2	20	10.0	16	0
Duren	1	8	8.0	8	0
Arneson	1	0	0.0	0	0
Kearney	1	0	0.0	0	0
Team	**19**	**243**	**12.8**	**38**	**1**
Opponents	**13**	**134**	**10.3**	**25**	**0**

PUNT RETURNS

	Ret.	FC	Yds.	Avg.	Long	TD
Metcalf	17	1	188	11.1	39	0
Tilley	15	0	146	9.7	17	0
Hammond	3	0	16	5.3	8	0
Neils	1	0	0	0.0	0	0
Team	**36**	**1**	**350**	**9.7**	**39**	**0**
Opponents	**33**	**3**	**304**	**9.2**	**71t**	**1**

KICKOFF RETURNS

	No.	Yds.	Avg.	Long	TD
Latin	16	357	22.3	39	0
Metcalf	16	325	20.3	33	0
Morris	9	181	20.1	34	0
Smith	3	63	21.0	35	0
Crump	3	57	19.0	30	0
Hammond	2	36	18.0	21	0
Nelson	1	43	43.0	43	0
McGraw	1	13	13.0	13	0
Okoniewski	1	12	12.0	12	0
Oates	1	12	12.0	12	0
Severson	1	3	3.0	3	0
Team	**54**	**1,102**	**20.4**	**43**	**0**
Opponents	**66**	**1,623**	**24.6**	**90t**	**1**

PUNTING

	No.	Yds.	Avg.	TB	In20	Lg	Blk.
Joyce	64	2,331	36.4	12	12	54	0
Team	**66**	**2,331**	**35.3**	**12**	**12**	**54**	**0**
Opponents	**71**	**2,754**	**38.8**	**9**	**25**	**60**	**0**

FIELD GOALS

	1–19	20–29	30–39	40–49	50+
Bakken	0–0	10–11	6–8	4–8	0–0
Team	**0–0**	**10–11**	**6–8**	**4–8**	**0–0**
Opponents	**0–0**	**3–6**	**4–7**	**3–7**	**0–0**

Bakken: (28G, 46N, 22G, 26G), (28G, 41G, 32G, 30G, 26G, 47N), (32G, 22N), (22G, 34G), (47N), ( ), (32G), (21G), (20G, 29N, 29N), (40G, 32G, 25G), (40G, 34N), ( ), (22G), (43G).
Opponents: (27G), ( ), (48N, 39G), ( ), ( ), (35G), (34G, 33G, 33N, 27N), (40N, 23N), ( ), ( ), (26G, 49G, 44G, 49N, 23N), (42G, 41N), (22G), (30B, 34N).

USUAL STARTING LINEUP

Offense
WR ..... Ike Harris
LT ..... Roger Finnie
LG ..... Bob Young
C ..... Tom Banks
RG ..... Conrad Dobler
RT ..... Dan Dierdorf
TE ..... J.V. Cain
WR ..... Mel Gray
QB ..... Jim Hart
RB ..... Terry Metcalf
FB ..... Jim Otis
K ..... Jim Bakken

Defense
LE ..... John Zook
LT ..... Charlie Davis
RT ..... Mike Dawson
RE ..... Bob Bell
Ron Yankowski
LLB ..... Larry Stallings
MLB ..... Tim Kearney
RLB ..... Mark Arneson
LCB ..... Norm Thompson
RCB ..... Roger Wehrli
SS ..... Ken Reaves
FS ..... Mike Sensibaugh
P ..... Terry Joyce

NOTES

Despite 10–4 record (6–1 at home), Cards lose tie-breaker with Washington and fail to qualify for playoffs … Cards defeat N.Y. Giants to stay alive in playoff race, needing the division-leading Cowboys to defeat Washington at Dallas later that day … but the Redskins win 27–14 and Cards became first team in seven-year history of the NFC to go 10–4 and not gain a post-season berth … eight Card victories by seven points or less earn "Cardiac Cards" moniker … Cardinals and Chargers play preseason game in Tokyo, Japan, the first NFL game played outside North America … Cards set NFL record with eight lost fumbles at Washington Oct. 25.

FINAL NFC EAST STANDINGS

Team	W	L	T	Pct.	Pts.	OP
Dallas	11	3	0	.786	296	194
Washington*	10	4	0	.714	291	217
St. Louis	10	4	0	.714	309	267
Philadelphia	4	10	0	.286	165	286
N.Y. Giants	3	11	0	.214	170	250

*Wild card playoff qualifier

PASSING

	Att.	Comp.	Yds.	Comp. %	Yds./Att.	TD	TD%	Int.	Int. %	Long	Sack/Lost	Rating
Hart	388	218	2,946	56.2	7.59	18	4.6	13	3.4	77t	17/132	81.7
Donckers	1	1	16	100.0	16.00	0	0.0	0	0.0	16	0/0	119.0
Wyche	1	1	5	100.0	5.00	0	0.0	0	0.0	5	0/0	87.5
Metcalf	1	0	0	00.0	0.00	0	0.0	0	0.0	0	0/0	39.6
Wehrli	1	0	0	00.0	0.00	0	0.0	0	0.0	0	0/0	39.6
Team	**392**	**220**	**2,967**	**56.1**	**7.57**	**18**	**4.6**	**13**	**3.3**	**77t**	**17/132**	**82.0**
Opponents	**342**	**176**	**2,358**	**51.5**	**6.89**	**13**	**3.8**	**19**	**5.6**	**72t**	**31/248**	**63.1**

1977 (7–7)

HEAD COACH DON CORYELL

Sept. 18	At Denver	L	0–7	75,002
Sept. 25	**Chicago**	**W**	**16–13**	**49,878**
Oct. 2	At Wash.	L	14–24	55,031
Oct. 9	**Dallas**	**L**	**24–30**	**50,129**
Oct. 16	At Phila.	W	21–17	64,535
Oct. 23	**New Orleans**	**W**	**49–31**	**48,417**
Oct. 31	**N.Y. Giants**	**W**	**28–0**	**50,323**
Nov. 6	At Minnesota	W	27–7	47,066
Nov. 14	At Dallas	W	24–17	63,038
Nov. 20	**Philadelphia**	**W**	**21–16**	**48,768**
Nov. 24	**Miami**	**L**	**14–55**	**50,269**
Dec. 4	At N.Y. Giants	L	7–27	71,826
Dec. 10	**Washington**	**L**	**20–26**	**36,067**
Dec. 18	At Tampa Bay	L	7–17	56,922
			272–287	

Home: 4–3 (333,851). Away: 3–4 (433,420).

TEAM STATISTICS

	Cards	Opp.
Total First Downs	**247**	**258**
Rushing	114	122
Passing	117	120
Penalty	16	16
Total Net Yards	**4532**	**4504**
Avg. Per Game	323.7	321.7
Total Plays	887	915
Avg. Per Play	5.1	4.9
Net Yards Rushing	**2042**	**2237**
Avg. Per Game	145.9	159.7
Total Rushes	507	514
Net Yards Passing	**2490**	**2267**
Avg. Per Game	177.9	161.9
Sacked/Yards Lost	15/109	25/209
Gross Yards	2,608	2,476
Att./Comp./Pct.	366/195/53.3	375/198/52.8
Had Intercepted	21	19
Punts/Average	**71/36.7**	**72.39.5**
Penalties/Yards	**98/835**	**83/812**
Fumbles/Lost	**30/16**	**19/12**
Touchdowns	**36**	**34**
Rushing	19	11
Passing	14	22
Returns	3	1

SCORE BY PERIOD

	Q1	Q2	Q3	Q4	OT	Pts.
Team	44	89	55	84	0	272
Opponents	54	81	73	79	0	287

SCORING

	TD	R	P	R	PAT	FG	S	Pts.
Morris	9	8	1	0	0/0	0/0	0	54
Metcalf	6	4	2	0	0/0	0/0	0	36
Gray	5	0	5	0	0/0	0/0	0	30
Harris	3	0	3	0	0/0	0/0	0	18
Jones	3	3	0	0	0/0	0/0	0	18
Cain	2	0	2	0	0/0	0/0	0	12
Latin	2	2	0	0	0/0	0/0	0	12
Otis	2	2	0	0	0/0	0/0	0	12
Davis	1	0	0	1	0/0	0/0	0	6
Dobler	1	0	0	1	0/0	0/0	0	6
Sensibaugh	1	0	0	1	0/0	0/0	0	6
Smith	1	0	1	0	0/0	0/0	0	6
Bakken	0	0	0	0	35/36	7/16	0	56
Team	**36**	**19**	**14**	**3**	**35/36**	**7/16**	**0**	**272**
Opponents	**33**	**11**	**22**	**1**	**32/34**	**17/23**	**0**	**287**

SACKS

Dawson, 8.5, Davis, 6.0, Zook 4.5, Yankowski 4.0, Severson 2.0, Arneson 2.0, Bell 1.0, Bradley 1.0, Matheson 1.0.

Team 30.0 , Opponents 15.0

RUSHING

	No.	Yds.	Avg.	Long	TD
Metcalf	149	739	5.0	62	4
Morris	165	661	4.0	35	8
Otis	99	334	3.4	25	2
Latin	56	208	3.7	17	2
Jones	24	77	3.2	18	3
Hart	11	18	1.6	13	0
Wehrli	1	19	19.0	19	0
Gray	1	–1	–1.0	–1	0
Joyce	1	–13	–13.0	–13	0
Team	**507**	**2,042**	**4.0**	**62**	**19**
Opponents	**514**	**2,237**	**4.4**	**62**	**11**

RECEIVING

	No.	Yds.	Avg.	Long	TD
Harris	40	547	13.7	38	3
Gray	38	782	20.6	69	5
Metcalf	34	403	11.9	68	2
Cain	25	328	13.1	38	2
Morris	23	222	9.7	34	1
Jones	12	66	5.5	16	0
Latin	9	89	9.9	20	0
Tilley	6	64	10.7	31	0
Smith	5	49	9.8	13	1
Otis	2	18	9.0	9	0
Stone	1	40	40.0	40	0
Team	**195**	**2,608**	**13.4**	**69**	**14**
Opponents	**198**	**2,476**	**12.5**	**64**	**22**

INTERCEPTIONS

	No.	Yds.	Avg.	Long	TD
Wehrli	5	44	8.8	41	0
Nelson	4	37	9.3	26	0
Sensibaugh	3	110	36.7	79	1
Reaves	2	17	8.5	10	0
Arneson	2	23	11.5	15	0
Allen	1	22	22.0	22	0
Severson	1	0	0.0	0	0
Kellum	1	14	14.0	14	0
Team	**19**	**267**	**14.1**	**79**	**1**
Opponents	**21**	**183**	**8.7**	**54**	**1**

PUNT RETURNS

	Ret.	FC	Yds.	Avg.	Long	TD
Metcalf	14	0	108	7.7	23	0
Tilley	13	4	111	8.5	21	0
Bradley	11	0	77	7.0	14	0
Nelson	1	0	4	4.0	4	0
Severson	1	0	0	0.0	0	0
Team	**40**	**4**	**300**	**7.5**	**23**	**0**
Opponents	**33**	**11**	**157**	**4.8**	**24**	**0**

KICKOFF RETURNS

	No.	Yds.	Avg.	Long	TD
Metcalf	32	772	24.1	51	0
Jones	8	132	16.5	25	0
Nelson	3	68	22.7	36	0
Latin	3	79	26.3	33	0
Morris	2	39	19.5	22	0
Smith	2	25	12.5	15	0
Others	9	156	17.3	28	0
Team	**59**	**1,271**	**21.5**	**51**	**0**
Opponents	**55**	**1,104**	**20.1**	**35**	**0**

PUNTING

	No.	Yds.	Avg.	TB	In20	Lg	Blk.
Joyce	22	851	38.7	2	5	58	0
Carrell	49	1,757	35.9	4	11	53	0
Team	**71**	**2,608**	**36.7**	**6**	**16**	**58**	**0**
Opponents	**72**	**2,843**	**39.5**	**4**	**14**	**63**	**0**

FIELD GOALS

	1–19	20–29	30–39	40–49	50+
Bakken	0–0	2–2	3–5	2–8	0–1
Team	**0–0**	**2–2**	**3–5**	**2–8**	**0–1**
Opponents	**0–0**	**9–11**	**3–5**	**5–9**	**0–1**

Bakken: (42N, 47B, 43N, 34B), (49G, 36G, 41G), (45B), (32G), (50N), (30B), ( ), ( ), (26G), (48N, 45N), ( ), ( ), (32G, 27G), ( ).

Opponents: (30N), (23G, 29G), (47N, 41G), (29G, 40G, 44G, 46N), (28G), (51N, 22G), (48N), (27G, 28G), (21G), (36N, 32G), (46N), (20G, 37G), (40G, 23G, 37G, 42G), (23G).

USUAL STARTING LINEUP

Offense

WR..... Ike Harris
LT.....Roger Finnie
LG ..... Bob Young
C ..... Tom Banks
RG.....Conrad Dobler
RT ..... Dan Dierdorf
TE.....J.V. Cain
WR..... Mel Gray
QB.....Jim Hart
RB.....Terry Metcalf
FB .....Jim Otis
K ..... Jim Bakken

Defense

LE.....John Zook
LT.....Charlie Davis
RT ..... Mike Dawson
RE .....Bob Bell
Ron Yankowski
LLB .....Larry Stallings
MLB .....Tim Kearney
RLB ..... Mark Arneson
LCB . Norm Thompson
RCB.....Roger Wehrli
SS ..... Ken Reaves
FS ...Mike Sensibaugh
P ..... Terry Joyce

NOTES

Though saddled with a 1–3 start, Head Coach **Don Coryell** rallies his troops to six consecutive victories and a 7–3 record entering the final stretch of the season … four losses, however, drop the Cards to 7–7 and Coryell abandons the Midwest to join the San Diego Chargers … QB **Jim Hart** sets club mark with 12 consecutive pass completions vs. Chicago Sept. 25 … FB **Wayne Morris** rushes for 182 yards on 27 carries on Nov. 6 at Minnesota, the fourth-highest single-game effort in team history … Cards deal 8–0 Dallas its first defeat of the season, a 24–17 decision in Texas Stadium before a "Monday Night Football" audience Nov. 14 … Miami quarterback Bob Griese ties Card opponent mark with six touchdown passes in 55–14 Dolphin win Nov. 24.

FINAL NFC EAST STANDINGS

Team	W	L	T	Pct.	Pts.	OP
Dallas#	12	2	0	.857	345	212
Washington	9	5	0	.643	196	189
St. Louis	7	7	0	.500	272	287
Philadelphia	5	9	0	.357	220	207
N.Y. Giants	5	9	0	.357	181	265

#Top NFC playoff seed

PASSING

	Att.	Comp.	Yds.	Comp. %	Yds./Att.	TD	TD%	Int.	Int. %	Long	Sack/Lost	Rating
Hart	355	186	2,542	.524	7.16	13	3.7	20	5.6	69	13/89	64.5
Donckers	5	5	38	1.000	7.60	0	0.0	0	0.0	16	1/11	98.3
Metcalf	5	3	27	.600	5.40	1	2.0	1	2.0	11	1/9	74.6
Joyce	1	1	1	1.000	1.00	0	0.0	0	0.0	1	0/0	79.2
Team	**366**	**195**	**2,608**	**.533**	**7.13**	**14**	**3.8**	**21**	**5.8**	**69**	**15/109**	**64.6**
Opponents	**375**	**198**	**2,476**	**.528**	**6.60**	**22**	**5.9**	**19**	**5.1**	**64**	**25/209**	**72.6**

1978 (6–10)
HEAD COACH
BUD WILKINSON

Sept. 3	At Chicago	L	10–17	52,791
Sept. 10	**New England**	**L**	**6–16**	**48,233**
Sept. 17	**Washington**	**L**	**10–28**	**49,282**
Sept. 24	At Dallas	L	12–21	62,760
Oct. 1	At Miami	L	10–24	43,882
Oct. 8	**Baltimore**	**L**	**17–30**	**47,479**
Oct. 15	**Dallas (OT)**	**L**	**21–24**	**48,991**
Oct. 22	At N.Y. Jets	L	10–23	49,244
Oct. 29	At Phila.	W	16–10	62,989
Nov. 5	**N.Y. Giants**	**W**	**20–10**	**48,820**
Nov. 12	At S. F.	W	16–10	33,155
Nov. 19	At Wash.	W	27–17	52,460
Nov. 26	**Philadelphia**	**L**	**10–14**	**39,693**
Dec. 3	**Detroit**	**W**	**21–14**	**39,200**
Dec. 10	At N.Y. Giants	L	0–17	52,226
Dec. 17	**Atlanta**	**W**	**42–21**	**40,022**
			248–296	

Home: 3–5 (361,720). Away: 3–5 (409,507).

TEAM STATISTICS

	Cards	Opp.
Total First Downs	**281**	**285**
Rushing	103	131
Passing	158	131
Penalty	20	23
Total Net Yards	**5125**	**4742**
Avg. Per Game	320.3	296.4
Total Plays	1,103	1,054
Avg. Per Play	4.6	4.5
Net Yards Rushing	**1954**	**2395**
Avg. Per Game	122.1	149.7
Total Rushes	554	588
Net Yards Passing	**3171**	**2347**
Avg. Per Game	198.2	146.7
Sacked/Yards Lost	22/186	37/290
Gross Yards	3,357	2,641
Att./Comp./Pct.	508/252/49.7	428/212/49.5
Had Intercepted	21	26
Punts/Average	**101/37.8**	**93/39.3**
Penalties/Yards	**105/890**	**96/809**
Fumbles/Lost	**28/14**	**33/16**
Touchdowns	**31**	**37**
Rushing	14	15
Passing	16	19
Returns	1	3

SCORE BY PERIOD

	Q1	Q2	Q3	Q4	OT	Pts.
Team	54	110	39	45	0	248
Opponents	53	96	68	76	3	296

SCORING

	TD	R	P	R	PAT	FG	S	Pts.
Bakken	0	0	0	0	27/31	11/22	0	60
Otis	8	8	0	0	0/0	0/0	0	48
Chandler	4	0	4	0	0/0	0/0	0	24
Stief	4	0	4	0	0/0	0/0	0	24
Tilley	3	0	3	0	0/0	0/0	0	18
Gray	2	1	1	0	0/0	0/0	0	12
Morris	2	1	1	0	0/0	0/0	0	12
Jones	2	2	0	0	0/0	0/0	0	12
Hart	2	2	0	0	0/0	0/0	0	12
Thaxton	1	0	1	0	0/0	0/0	1	8
Ramson	1	0	1	0	0/0	0/0	0	6
Childs	1	0	1	0	0/0	0/0	0	6
Harrell	1	0	0	1	0/0	0/0	0	6
Team	**31**	**14**	**16**	**1**	**27/31**	**11/22**	**1**	**248**
Opponents	**34**	**15**	**19**	**3**	**35/37**	**13/18**	**0**	**296**

SACKS

Dawson 9.0, Pollard 6.0, Zook 5.0, Arneson 4.5, Neils 4.0, Yankowski 1.5, Kearney 1.0, Williams 1.0, Gill 1.0, Townsend 1.0, Simons 1.0, Bell, B 1.0, Allerman 0.5.

Team 36.0 , Opponents 22.0

RUSHING

	No.	Yds.	Avg.	Long	TD
Otis	197	664	3.4	17	8
Morris	174	631	3.6	27	1
Jones	105	392	3.7	17	2
Harrell	35	134	3.8	15	0
Gray	5	51	10.2	27	1
Tilley	1	32	32.0	32	0
Bell	7	23	3.3	9	0
Hart	11	11	1.0	9t	2
Latin	6	8	1.3	6	0
Ransom	2	8	4.0	5	0
Shelby	2	5	2.5	4	0
Farmer	1	4	4.0	4	0
Little	1	0	0.0	0	0
Wehrli	1	0	0.0	0	0
Pisarkiewicz	5	–1	–2.0	2	0
Stief	1	–8	–8.0	–8	0
Team	**554**	**1,954**	**3.5**	**32**	**14**
Opponents	**588**	**2,395**	**4.1**	**73**	**14**

RECEIVING

	No.	Yds.	Avg.	Long	TD
Tilley	62	900	14.5	43	3
Gray	44	871	19.9	74	1
Morris	33	298	9.0	33	1
Jones	27	217	8.0	18	0
Stief	24	477	19.6	55t	4
Ramson	23	238	10.4	25	1
Chandler	16	190	11.9	47	4
Otis	8	38	4.8	12	0
Childs	4	50	12.5	23	1
Thaxton	3	31	10.3	16	1
Bell	3	28	9.3	17	0
Harrell	3	5	1.7	2	0
Shelby	1	11	11.0	11	0
Latin	1	3	3.0	3	0
Team	**252**	**3,357**	**13.3**	**74**	**16**
Opponents	**212**	**2,641**	**12.5**	**56**	**17**

INTERCEPTIONS

	No.	Yds.	Avg.	Long	TD
Stone	9	139	15.4	33	0
Allen	6	54	9.0	21	0
Wehrli	4	3	.8	3	0
Smith	3	6	2.0	6	0
Williams	1	24	24.0	24	0
Neils	1	18	18.0	18	0
Kearney	1	8	8.0	8	0
Nelson	1	-3	-3.0	-3	0
Team	**26**	**249**	**9.6**	**33**	**0**
Opponents	**21**	**303**	**14.4**	**79t**	**1**

PUNT RETURNS

	Ret.	FC	Yds.	Avg.	Long	TD
Harrell	21	6	196	9.3	70t	1
Bell	14	3	101	7.2	23	0
Shelby	10	0	88	8.8	16	0
Tilley	2	0	8	4.0	4	0
Southhard	2	0	-2	-2.0	-2	0
Woolsey	1	0	4	4.0	4	0
Smith	1	0	0	0	0	0
Team	**51**	**9**	**395**	**7.7**	**70t**	**1**
Opponents	**59**	**11**	**575**	**9.7**	**37**	**0**

KICKOFF RETURNS

	No.	Yds.	Avg.	Long	TD
Harrell	19	389	20.5	32	0
Shelby	9	211	23.4	31	0
Bell	8	177	22.1	27	0

KICKOFF RETURNS (CONT.)

	No.	Yds.	Avg.	Long	TD
Childs	4	77	19.3	25	0
Morris	3	66	22.0	27	0
Nelson	8	58	19.3	22	0
Latin	2	48	24.0	26	0
Southhard	2	47	23.5	26	0
Woolsey	1	25	25.0	25	0
Kearney	1	22	22.0	22	0
Townsend	1	13	13.0	13	0
Westbrooks	1	12	12.0	12	0
Stone	1	3	3.0	3	0
Team	**55**	**1,148**	**20.9**	**32**	**0**
Opponents	**50**	**1,101**	**22.0**	**100t**	**2**

PUNTING

	No.	Yds.	Avg.	TB	In20	Lg	Blk.
Wood	51	1,919	37.6	3	12	81	0
Little	46	1,749	38.0	5	6	54	2
Bakken	4	147	36.8	0	1	42	0
Team	**101**	**3,815**	**37.8**	**8**	**19**	**81**	**2**
Opponents	**93**	**3,656**	**39.3**	**9**	**18**	**59**	**1**

FIELD GOALS

	1–19	20–29	30–39	40–49	50+
Bakken	0–0	4–5	4–8	3–9	0–0
Team	**0–0**	**4–5**	**4–8**	**3–9**	**0–0**
Opponents	**0–0**	**4–4**	**5–7**	**3–5**	**1–2**

Bakken: (33G, 46N), ( ), (20G), (23G, 47N, 44B, 42N), (46N, 40G, 31N), (26G), (33N), (41G), (31G, 29N), (48N), (45G), (32G, 27G), (32G), ( ), (44N, 39N), ( ).

Opponents: (39G), (24G), ( ), ( ), (34G), (43N, 35G), (49B, 47G), (20G, 38G, 45G), (25G), (26G, 38N), (45G, 51N, 39N), (50G), ( ), ( ), (30G), ( ).

USUAL STARTING LINEUP

Offense

WR ..... Pat Tilley
LT ..... Keith Wortman
LG ..... Bob Young
C ..... Tom Banks
RG ..... Terry Stieve
Keith Wortman
RT ..... Dan Dierdorf
TE ..... Al Chandler
Eason Ramson
WR ..... Mel Gray
QB ..... Jim Hart
RB ..... Wayne Morris
FB ..... Jim Otis
K ..... Jim Bakken

Defense

LE ..... Bob Pollard
NT ..... MIke Dawson
RE ..... John Zook
LOLB ..... Steve Neils
LILB ..... Tim Kearney
RILB ..... Kurt Allerman
Eric Williams
ROLB ..... Mark Arneson
LCB ..... Carl Allen
RCB ..... Roger Wehrli
SS ..... Ken Greene
FS ..... Ken Stone
P ..... Mike Wood
Steve Little

NOTES

After an absence from football spent in political and business ventures, former Oklahoma Sooner mentor **Bud Wilkinson** is named Cards' head coach … combination P/K **Steve Little** of Arkansas is selected by St. Louis in first round (15th overall) of NFL Draft … Cards lose first eight contests, then finish 6–2 in second half of season … **Larry Wilson** inducted into the Pro Football Hall of Fame in Canton, Ohio … K **Jim Bakken** retires after 17 seasons and franchise-record 234 consecutive games played from 1962–78.

FINAL NFC EAST STANDINGS

Team	W	L	T	Pct.	Pts.	OP
Dallas	12	4	0	.750	384	208
Philadelphia*	9	7	0	.563	270	250
Washington	8	8	0	.500	273	283
St. Louis	6	10	0	.375	248	296
N.Y. Giants	6	10	0	.375	264	298

*Wild-card postseason qualifier

PASSING

	Att.	Comp.	Yds.	Comp. %	Yds./Att.	TD	TD%	Int.	Int. %	Long	Sack/Lost	Rating
Hart	477	240	3,121	50.3	6.56	16	3.4	18	3.8	74	20/166	66.9
Pisarkiewicz	29	10	164	34.5	5.66	0	0.0	3	10.4	40	2/20	14.8
Stief	1	1	43	100.0	43.00	0	0.0	0	0.0	0	0/0	118.8
Wood	1	1	29	100.0	29.00	0	0.0	0	0.0	0	0/0	118.8
Team	**508**	**252**	**3,357**	**49.6**	**6.62**	**16**	**3.2**	**21**	**4.1**	**74**	**22/186**	**64.7**
Opponents	**428**	**212**	**2,641**	**49.5**	**6.17**	**19**	**4.4**	**26**	**6.1**	**56**	**36/290**	**58.3**

1979 (5-11)

HEAD COACH BUD WILKINSON (13 GAMES)
HEAD COACH LARRY WILSON (3 GAMES)

Sept. 2	**Dallas**	**L**	**21–22**	**50,855**
Sept. 9	At N.Y. Giants	W	27–14	71,370
Sept. 16	**Pittsburgh**	**L**	**21–24**	**50,416**
Sept. 23	**Washington**	**L**	**7–17**	**50,680**
Sept. 30	At L.A. Rams	L	0–21	48,160
Oct. 7	At Houston	W	24–17	53,043
Oct. 14	**Philadelphia**	**L**	**20–24**	**48,367**
Oct. 21	At Dallas	L	13–22	64,300
Oct. 28	**Cleveland**	**L**	**20–38**	**47,845**
Nov. 4	**Minnesota**	**W**	**37–7**	**47,213**
Nov. 11	At Washington	L	28–30	50,868
Nov. 18	At Philadelphia	L	13–16	70,235
Nov. 25	At Cincinnati	L	28–34	25,103
Dec. 2	**San Francisco**	**W**	**13–10**	**41,593**
Dec. 9	**N.Y. Giants**	**W**	**29–20**	**39,802**
Dec. 16	At Chicago	L	6–42	42,810
			307–358	

Home: 3–5 (376,771). Away: 2–6 (425,889).

TEAM STATISTICS

	Cards	Opp.
Total First Downs	**305**	**302**
Rushing	145	125
Passing	136	149
Penalty	24	28
Total Net Yards	**5184**	**5074**
Avg. Per Game	324.0	317.1
Total Plays	1,095	1,073
Avg. Per Play	4.7	4.7
Net Yards Rushing	**2582**	**2204**
Avg. Per Game	161.4	137.8
Total Rushes	566	567
Net Yards Passing	**2602**	**2870**
Avg. Per Game	162.6	179.4
Sacked/Yards Lost	32/268	28/194
Gross Yards	2,870	3,064
Att./Comp./Pct.	492/249/50.6	478/258/53.9
Had Intercepted	24	18
Punts/Average	**80/38.2**	**90/39.2**
Net Punting Average	**32.0**	**33.3**
Penalties/Yards	**104/941**	**94/758**
Fumbles/Lost	**42/21**	**40/19**
Touchdowns	**40**	**43**
Rushing	24	18
Passing	12	22
Returns	4	3

SCORE BY PERIOD

	Q1	Q2	Q3	Q4	OT	Pts.
Team	43	74	98	92	0	307
Opponents	83	106	44	125	0	358

SCORING

	TD	R	P	R	PAT	FG	S	Pts.
Anderson	10	8	2	0	0/0	0/0	0	60
Morris	9	8	1	0	0/0	0/0	0	54
Little	0	0	0	0	24/32	10/19	0	53
Brown	7	7	0	0	0/0	0/0	0	42
Tilley	6	0	6	0	0/0	0/0	0	36
Wood	0	0	0	0	6/7	2/7	0	13
Chandler	2	0	2	0	0/0	0/0	0	12
Gray	1	0	1	0	0/0	0/0	0	6
Green	1	0	0	1	0/0	0/0	0	6
Arneson	1	0	0	1	0/0	0/0	0	6
Neils	1	0	0	1	0/0	0/0	0	6
Phillips	1	1	0	0	0/0	0/0	0	6
Wehrli	1	0	0	1	0/0	0/0	0	6
Parris	0	0	0	0	1/1	0/0	0	1
Team	**40**	**24**	**12**	**4**	**31/40**	**12/26**	**0**	**307**
Opponents	**43**	**18**	**22**	**3**	**41/43**	**19/30**	**1**	**358**

SACKS

Pollard 9.0, Arneson 4.0, Yankowski 4.0, Neils 3.0, Greene 2.0, Williams 2.0, Dawson 2.0, Kearney 1.0, Favron 1.0, Zook 1.0, Nelson 1.0.
Team 30.0, Opponents 39.0

RUSHING

	No.	Yds.	Avg.	Long	TD
Anderson	331	1,605	4.8	76t	8
Morris	106	387	3.6	16	8
Brown	73	318	4.4	30t	7
Harrell	19	100	5.3	19	0
Phillips	3	50	16.6	17	1
Lott	11	50	4.5	13	0
Gray	4	41	10.2	38	0
Pisarkiewicz	11	20	1.8	12	0
Hart	6	11	1.8	10	0
Little	2	0	0.0	0	0
Team	**566**	**2,582**	**4.6**	**76t**	**24**
Opponents	**567**	**2,204**	**3.8**	**52t**	**18**

RECEIVING

	No.	Yds.	Avg.	Long	TD
Tilley	57	938	16.4	51t	6
Anderson	41	308	7.5	28	2
Morris	35	237	6.7	20	1
Gray	25	447	17.8	78t	1
Brown	25	191	7.6	22	0
Stief	22	324	14.7	32	0
Parris	14	174	12.4	39	0
Childs	8	93	11.6	22	0
Chandler	5	49	9.8	28	2
Murrell	2	20	10.0	14	0
Osborne	7	37	5.3	10	0
Harrell	3	33	11.0	15	0
Green	1	15	15.0	15	0
Lott	2	8	4.0	5	0
Hart	1	-4	-4.0	-4	0
Team	**249**	**2,870**	**11.6**	**78t**	**12**
Opponents	**258**	**3,067**	**11.8**	**46**	**22**

INTERCEPTIONS

	No.	Yds.	Avg.	Long	TD
Stone	6	70	11.6	30	0
Allen	5	126	25.2	78	0
Greene	3	37	12.3	21	0
Wehrli	2	8	4.0	9	1
Smith	1	22	22.0	22	0
Williams	1	25	25.0	25	0
Team	**18**	**288**	**16.0**	**78**	**1**
Opponents	**24**	**301**	**12.5**	**38**	**1**

PUNT RETURNS

	Ret.	FC	Yds.	Avg.	Long	TD
Harrell	32	12	205	6.4	68	0
Green	8	3	42	5.3	14	0
Nelson	4	0	88	22.0	77	0
Lott	4	3	33	8.2	13	0
Team	**48**	**18**	**368**	**7.7**	**77**	**0**
Opponents	**49**	**7**	**378**	**7.7**	**42**	**0**

KICKOFF RETURNS

	No.	Yds.	Avg.	Long	TD
Green	41	1,007	24.6	106t	1
Harrell	22	497	22.6	53	0
Barefield	3	62	20.6	23	0
Allerman	2	16	8.0	10	0
Lott	1	19	19.0	19	0
Favron	1	10	10.0	10	0
Garlich	1	0	0	0	0
Team	**71**	**1,611**	**22.7**	**106t**	**1**
Opponents	**57**	**1,332**	**23.4**	**83t**	**1**

PUNTING

	No.	Yds.	Avg.	TB	In20	Lg	Blk.
Little	80	3,060	38.2	6	17	56	2
Team	**80**	**3,060**	**38.2**	**6**	**17**	**56**	**2**
Opponents	**90**	**3,529**	**39.2**	**8**	**21**	**59**	**0**

FIELD GOALS

	1–19	20–29	30–39	40–49	50+
Little	0–0	5–5	1–3	3–10	1–1
Wood	0–0	2–2	0–2	0–2	0–1
Team	**0–0**	**7–7**	**1–5**	**3–12**	**1–2**
Opponents	**0–0**	**7–9**	**5–8**	**3–5**	**4–8**

Little: ( ), ( ), (22G), ( ), (31N), (24G), (48N, 27G, 28G), (51G, 41G, 48N, 40B), (40B), (42G), (48N), ( ), ( ), (42N), (30G, 25G, 42G, 34N, 40N), ( ).
Wood: (60N), (49N, 30N, 39N), (43N, 24G, 27G), ( ), ( ), ( ), ( ), ( ), ( ), ( ), ( ), ( ), ( ), ( ), ( ), ( ), ( ).
Opponents: (37G, 50N, 24G, 27G), ( ), (35N, 20G), (47G), (52N, 38N), (51G), (50N, 51G), (51G, 47N, 29G), (51G, 55N), (25N, 33N), (46G, 27G, 39G), (23G, 47G, 31G), (27N, 38G, 33G), (23G), ( ), (47B).

USUAL STARTING LINEUP

Offense
WR ..... Pat Tilley
LT ..... Keith Wortman
LG ..... Bob Young
C ..... Tom Banks
RG ..... Terry Stieve
RT ..... Joe Bostic
TE ..... Gary Parris
WR ..... Mel Gray
QB ..... Jim Hart
FB ..... Wayne Morris
RB ..... Ottis Anderson
K ..... Steve Little
Mike Wood

Defense
LE ..... Bob Pollard
NT ..... Charlie Davis
RE ..... Mike Dawson
LOLB ..... Eric Williams
LILB ..... Steve Neils
Tim Kearney
RILB ..... Kurt Allerman
ROLB ... Mark Arneson
Calvin Favron
LCB ..... Carl Allen
RCB ..... Roger Wehrli
SS ..... Ken Greene
FS ..... Ken Stone
P ..... Steve Little

NOTES

Head Coach **Bud Wilkinson** resigns after 13 games and a 3–10 record, losing six games by four points or less … **Larry Wilson** named interim head coach … Cards win two of last three contests to finish 5–11 … promising young TE **J.V. Cain** dies after collapsing from a heart condition at training camp … **Ottis Anderson**, the club's first-round draft choice from Miami (FL), turns in the finest season by a rookie running back in NFL history with 1,605 yards rushing, a 4.8-yard average per carry, 10 touchdowns, and a season-high 193 yards in his NFL debut at Dallas Sept. 2 … DB **Roy Green** returns a kickoff an NFL-record 106 yards in the same game … Anderson later rushes for 105 yards against Dallas, becoming the first player to rush for over 100 yards twice in the same season against the Cowboys.

FINAL NFC EAST STANDINGS

Team	W	L	T	Pct.	Pts.	OP
Dallas#	11	5	0	.688	371	313
Philadelphia*	11	5	0	.688	339	282
Washington	10	6	0	.625	348	295
N.Y. Giants	6	10	0	.375	237	323
St. Louis	5	11	0	.313	307	358

#Top NFL playoff seed
*Wild-card postseason qualifier

PASSING

	Att.	Comp.	Yds.	Comp. %	Yds./Att.	TD	TD%	Int.	Int. %	Long	Sack/Lost	Rating
Hart	379	195	2,218	51.4	5.89	9	2.4	20	5.2	48	25/183	55.8
Pisarkiewicz	109	52	621	47.7	5.69	3	2.7	4	3.6	78t	14/85	59.5
Little	3	2	31	66.7	10.30	0	0.0	0	0.0	16	0/0	100.7
Anderson	1	0	0	0.0	0.00	0	0.0	0	0.0	0	0/0	39.6
Harrell	1	0	0	0.0	0.00	0	0.0	0	0.0	0	0/0	39.6
Team	**493**	**249**	**2,870**	**50.6**	**5.86**	**12**	**2.4**	**24**	**4.8**	**78t**	**39/268**	**56.7**
Opponents	**478**	**258**	**3,067**	**53.9**	**6.42**	**22**	**4.6**	**18**	**3.7**	**46**	**28/194**	**73.7**

1980 (5-11)
HEAD COACH JIM HANIFAN

Sept. 7	**N.Y. Giants**	**L**	**35–41**	**48,122**
Sept. 14	At S.F. (OT)	L	21–24	49,999
Sept. 21	At Detroit	L	7–20	80,027
Sept. 28	**Philadelphia**	**W**	**24–14**	**49,079**
Oct. 5	At New Orleans	W	40–7	56,388
Oct. 12	**L.A. Rams**	**L**	**13–21**	**50,230**
Oct. 19	At Washington	L	0–23	51,060
Oct. 26	At Baltimore	W	17–10	33,506
Nov. 2	**Dallas**	**L**	**24–27**	**50,701**
Nov. 9	**Atlanta (OT)**	**L**	**27–33**	**48,662**
Nov. 16	At Dallas	L	21–31	52,567
Nov. 23	**Kansas City**	**L**	**13–21**	**42,871**
Nov. 30	At N.Y. Giants	W	23–7	65,852
Dec. 7	**Detroit**	**W**	**24–23**	**46,966**
Dec. 14	At Philadelphia	L	3–17	68,969
Dec. 21	**Washington**	**L**	**7–31**	**35,942**
			299–350	

Home: 2–6 (372,573). Away: 3–5 (458,368).

TEAM STATISTICS

	Cards	Opp.
Total First Downs	**281**	**311**
Rushing	123	115
Passing	137	176
Penalty	21	20
Total Net Yards	**4858**	**5384**
Avg. Per Game	303.6	336.5
Total Plays	1,039	1,113
Avg. Per Play	4.7	4.8
Net Yards Rushing	**2182**	**2059**
Avg. Per Game	136.4	128.7
Total Rushes	519	547
Net Yards Passing	**2676**	**3325**
Avg. Per Game	167.3	207.8
Sacked/Yards Lost	50/387	38/291
Gross Yards	3,063	3,616
Att./Comp./Pct.	470/239/50.8	531/287/54.0
Had Intercepted	24	20
Punts/Average	**100/41.1**	**89/40.1**
Net Punting Average	**31.6**	**33.4**
Penalties/Yards	**103/922**	**101/919**
Fumbles/Lost	**24/13**	**27/14**
Touchdowns	**37**	**43**
Rushing	19	17
Passing	16	23
Returns	2	3

SCORE BY PERIOD

	Q1	Q2	Q3	Q4	OT	Pts.
Team	90	61	74	74	0	299
Opponents	27	115	75	124	9	350

SCORING

	TD	R	P	R	PAT	FG	S	Pts.
Anderson	9	9	0	0	0/0	0/0	0	54
O' Donoghue	0	0	0	0	18/18	11/15	0	51
Morris	7	6	1	0	0/0	0/0	0	42
Tilley	6	0	6	0	0/0	0/0	0	36
Little	0	0	0	0	17/19	3/8	0	26
Marsh	4	0	4	0	0/0	0/0	0	24
Harrell	3	3	0	0	0/0	0/0	0	18
Gray	3	0	3	0	0/0	0/0	0	18
Brown	2	1	1	0	0/0	0/0	0	12
Combs	1	0	1	0	0/0	0/0	0	6
Allen	1	0	0	1	0/0	0/0	0	6
R. Green	1	0	0	1	0/0	0/0	0	6
Team	**37**	**19**	**16**	**2**	**35/37**	**14/23**	**0**	**299**
Opponents	**43**	**17**	**23**	**3**	**41/43**	**17/32**	**0**	**350**

SACKS

Greer 6.5, Neils 6.5, Yankowski 5.0, Arneson 5.0, Pollard 4.0, Kearney 1.5, Williams 1.5, R. Brown 1.5, Nelson 1.0, Wehrli 1.0, Baker 1.0, R. Green 1.0, Acker .05.

Team 48.0, Opponents 32.0

RUSHING

	No.	Yds.	Avg.	Long	TD
Anderson	301	1,352	4.5	52	9
Morris	117	456	3.9	24	6
Harrell	42	170	4.0	26	3
T. Brown	41	185	4.5	19	1
Hart	9	11	1.2	12	0
Phillips	2	6	3.0	4	0
Love	1	3	3.0	3	0
Loyd	5	2	0.4	2	0
Gray	1	-3	-3	-3	0
Team	**519**	**2,182**	**4.2**	**52**	**19**
Opponents	**457**	**2,059**	**3.8**	**36**	**17**

RECEIVING

	No.	Yds.	Avg.	Long	TD
Tilley	68	966	14.2	60t	6
Gray	40	709	17.7	69t	3
Anderson	36	308	8.5	35	0
Marsh	22	269	12.2	29	4
T. Brown	21	290	13.8	63	1
Morris	15	110	7.3	24	1
Stief	16	165	10.3	23	0
Harrrell	9	52	5.7	14	0
Bell	8	123	15.4	34	0
Combs	2	52	26.0	38t	1
Lee	2	19	9.5	12	0
Team	**239**	**3,063**	**12.8**	**69t**	**16**
Opponents	**287**	**3,616**	**12.6**	**58t**	**23**

INTERCEPTIONS

	No.	Yds.	Avg.	Long	TD
Stone	5	63	12.6	20	0
K. Greene	4	41	10.1	26	0
Allen	3	104	34.6	70t	1
Collier	2	22	11.0	22	0
Williams	2	31	15.5	20	0
Wehrli	1	25	25.0	25	0
Kearney	1	22	22.0	22	0
R. Brown	1	9	9.0	9	0
Green	1	10	10.0	10	0
Team	**20**	**327**	**16.3**	**70t**	**1**
Opponents	**24**	**246**	**10.3**	**78t**	**1**

PUNT RETURNS

	Ret.	FC	Yds.	Avg.	Long	TD
Bell	22	3	195	8.8	54	0
R. Green	16	6	168	10.5	57t	1
Harrell	11	4	31	2.8	15	0
Nelson	1	0	5	5.0	5	0
Allen	1	0	0	0.0	0	0
Stone	0	1	0	0.0	0	0
Team	**51**	**14**	**399**	**7.8**	**57t**	**1**
Opponents	**64**	**12**	**645**	**10.1**	**75t**	**1**

KICKOFF RETURNS

	No.	Yds.	Avg.	Long	TD
R. Green	32	745	23.3	37	0
Harrell	19	348	18.3	33	0
Love	3	46	15.3	27	0
Stone	3	34	11.3	13	0
Phillips	2	28	14.0	14	0
Nelson	1	29	29.0	29	0
Clark	2	14	7.0	11	0
T. Brown	2	26	13.0	16	0
Baker	0	27	27.0	27	0
Collins	1	0	0.0	0	0
Team	**65**	**1,297**	**19.9**	**37**	**0**
Opponents	**57**	**1,142**	**20.0**	**35**	**0**

PUNTING

	No.	Yds.	Avg.	TB	In20	Lg	Blk.
Swider	99	4,111	41.5	15	14	66	1
Team	**100**	**4,111**	**41.1**	**15**	**14**	**66**	**1**
Opponents	**89**	**3,570**	**40.1**	**9**	**13**	**59**	**0**

FIELD GOALS

	1–19	20–29	30–39	40–49	50+
O'Donoghue	0–0	3–3	3–4	5–8	0–0
Little	0–0	1–2	2–4	0–2	0–0
Team	**0–0**	**4–5**	**5–8**	**5–10**	**0–0**
Opponents	**1–1**	**6–7**	**7–10**	**3–10**	**0–4**

Little: ( ), (35N), (25N), (37N, 31G), (25G, 36G), (44N, 44N), ( ), ( ), ( ), ( ), ( ), ( ), ( ), ( ), ( ), ( ), ( ).
O' Donoghue: ( ), ( ), ( ), ( ), ( ), ( ), ( ), (48N), (47N, 30G), (42G), (34G, 37G), (44N), (40G, 37N, 43G), (43G, 41G, 23G), (25G), (25G), ( ).
Opponents: (28G, 33G, 45N), (34B, 33G), (49N, 44N, 25G, 34G), (60N), ( ), (43N, 41N), (30G, 53N), (51N, 35G), (28G, 32G), (42G, 44G, 36N, 46N, 42N), (23G), ( ), ( ), (40G, 24G, 26G), (19G, 25N, 33N), (34G, 51N, 45N).

USUAL STARTING LINEUP

Offense

WR ..... Pat Tilley
LT ..... George Collins
LG ..... Joe Bostic
Barney Cotton
C ..... Tom Brahaney
Tom Banks
RG ..... Brad Oates
Joe Bostic
RT ..... Dan Dierdorf
TE ..... Doug Marsh
WR ..... Mel Gray
QB ..... Jim Hart
FB ..... Wayne Morris
RB ..... Ottis Anderson
K ..... Neil O'Donoghue
Steve Little

Defense

LE ..... Bob Pollard
NT ..... Rush Brown
RE ..... Ron Yankowski
LOLB ..... Steve Neils
LILB ..... Eric Williams
Calvin Favron
RILB ..... Tim Kearney
ROLB .. Mark Arneson
LCB ..... Carl Allen
Tim Collier
RCB ..... Roger Wehrli
SS ..... Lee Nelson
Ken Greene
FS ..... Ken Stone
Roy Green
P ..... Larry Swider

NOTES

Former **Don Coryell** assistant **Jim Hanifan** returns to St. Louis as head coach … Cards finish 5–11 … future Hall of Famer **Dan Dierdorf** returns from reconstructive knee surgery to start all 16 games at right tackle and earn a sixth trip to the Pro Bowl … P **Larry Swider** sets Cardinal single-season mark with 99 punts … Card defense ties NFL single-game mark with 12 quarterback sacks at Baltimore Oct. 26 … 330 rushing yards at New Orleans Oct. 5 establish club single-game record … after six games, 1978 first-round draft choice K **Steve Little** is released and involved in auto accident that results in disabling injuries and permanent wheelchair confinement.

FINAL NFC EAST STANDINGS

Team	W	L	T	Pct.	Pts.	OP
Philadelphia	12	4	0	.750	384	222
Dallas*	12	4	0	.750	454	311
Washington	6	10	0	.375	261	293
St. Louis	5	11	0	.313	299	350
N.Y. Giants	4	12	0	.250	249	425

*Wild-card postseason qualifier

PASSING

	Att.	Comp.	Yds.	Comp. %	Yds./Att.	TD	TD%	Int.	Int. %	Long	Sack/Lost	Rating
Hart	425	228	2,946	53.6	6.93	16	3.7	20	4.7	69t	40/303	68.4
Loyd	28	5	49	17.8	1.75	0	0.0	1	3.6	20	7/48	24.7
Lisch	17	6	68	35.3	4.00	0	0.0	3	17.6	23	3/36	8.6
Team	**470**	**239**	**3,063**	**50.8**	**6.52**	**16**	**3.4**	**24**	**5.1**	**69t**	**50/387**	**61.7**
Opponents	**531**	**287**	**3,616**	**54.0**	**6.81**	**23**	**4.3**	**20**	**3.8**	**58t**	**38/291**	**74.0**

1981 (7–9)
HEAD COACH JIM HANIFAN

Sept. 6	**Miami**	**L**	**7–20**	**50,351**
Sept. 13	At Dallas	L	17–30	63,602
Sept. 20	**Washington**	**W**	**40–30**	**50,182**
Sept. 27	At Tampa Bay	L	10–30	65,850
Oct. 4	**Dallas**	**W**	**20–17**	**49,777**
Oct. 11	At N.Y. Giants	L	14–34	67,128
Oct. 18	At Atlanta	L	20–41	51,428
Oct. 25	**Minnesota**	**W**	**30–17**	**48,039**
Nov. 1	At Washington	L	21–42	50,643
Nov. 8	**Philadelphia**	**L**	**10–52**	**48,421**
Nov. 15	**Buffalo**	**W**	**24–0**	**46,214**
Nov. 22	At Baltimore	W	35–24	24,784
Nov. 29	At New England	W	27–20	39,946
Dec. 6	**New Orleans**	**W**	**30–3**	**46,923**
Dec. 13	**N.Y. Giants**	**L**	**10–20**	**47,358**
Dec. 20	At Philadelphia	L	0–38	56,656
			315–408	

Home: 5–3 (384,675). Away: 2–6 (420,037).

TEAM STATISTICS

	Cards	Opp.
Total First Downs	**300**	**328**
Rushing	135	134
Passing	141	162
Penalty	24	23
Total Net Yards	**5077**	**5723**
Avg. Per Game	317.3	357.7
Total Plays	994	1,015
Avg. Per Play	5.1	5.6
Net Yards Rushing	**2213**	**2428**
Avg. Per Game	138.3	151.8
Total Rushes	519	509
Net Yards Passing	**2864**	**3295**
Avg. Per Game	179.0	205.9
Sacked/Yards Lost	48/405	32/252
Gross Yards	3,269	3,547
Att./Comp./Pct.	477/253/53.0	494/282/57.1
Had Intercepted	24	21
Punts/Average	**69/41.8**	**69/41.3**
Penalties/Yards	**106/777**	**98/845**
Fumbles/Lost	**34/21**	**33/16**
Touchdowns	**37**	**50**
Rushing	20	20
Passing	15	29
Returns	2	1

SCORE BY PERIOD

	Q1	Q2	Q3	Q4	OT	Pts.
Team	83	71	41	120	0	315
Opponents	92	117	92	107	0	408

SCORING

	TD	R	P	R	PAT	FG	S	Pts.
O'Donoghue	0	0	0	0	36/37	19/32	0	93
Anderson	9	9	0	0	0/0	0/0	0	54
R. Green	5	1	4	0	0/0	0/0	0	30
Morris	5	5	0	0	0/0	0/0	0	30
Tilley	3	0	3	0	0/0	0/0	0	18
Harrell	2	1	1	0	0/0	0/0	0	12
T. Brown	2	2	0	0	0/0	0/0	0	12
Gray	2	0	2	0	0/0	0/0	0	12
Mitchell	2	1	1	0	0/0	0/0	0	12
Lomax	2	2	0	0	0/0	0/0	0	12
La Fleur	2	0	2	0	0/0	0/0	0	12
Stief	1	0	1	0	0/0	0/0	0	6
Marsh	1	0	1	0	0/0	0/0	0	6
Ahrens	1	1	0	0	0/0	0/0	0	6
Team	**37**	**20**	**15**	**2**	**36/37**	**19/32**	**0**	**315**
Opponents	**50**	**20**	**29**	**1**	**48/50**	**20/26**	**0**	**408**

SACKS

Greer 12.2, Baker 5.0, R. Brown 3.5, Mays 2.5, Nelson 2.0, Dawson 2.0, Favron 1.0, Pollard 1.0, Radford 1.0, Junior 1.0.

Team 48.0, Opponents 32.0

RUSHING

	No.	Yds.	Avg.	Long	TD
Anderson	328	1,376	4.2	28	9
Morris	111	415	3.7	14	5
Mitchell	31	175	5.6	43	0
Lomax	19	104	5.5	22t	2
R. Green	3	60	20.0	44t	1
T. Brown	15	52	3.5	11t	2
Love	3	11	3.7	4	0
Stief	1	8	8.0	8	0
Harrell	5	6	1.2	4	1
Gray	1	4	4.0	4	0
Hart	2	2	1.0	4	0
Birdsong	1	–2	–2	–2	0
Team	**519**	**2,213**	**4.3**	**44t**	**20**
Opponents	**509**	**2,428**	**4.8**	**46**	**20**

RECEIVING

	No.	Yds.	Avg.	Long	TD
Tilley	66	1,040	15.7	75	3
Anderson	51	387	7.6	27	0
R. Green	33	708	21.4	60	4
Gray	27	310	11.5	41t	2
Morris	19	165	8.7	21	0
Harrell	14	131	9.4	62t	1
LaFleur	14	190	13.6	27t	2
Mitchell	6	35	5.8	16	1
Marsh	6	80	13.3	20	1
Stief	5	77	15.4	29	1
Combs	5	54	10.8	13	0
T. Brown	4	60	20.0	28	0
Floyd	3	32	14.0	16	0
Team	**253**	**3,269**	**12.9**	**75**	**15**
Opponents	**282**	**3,547**	**12.6**	**79t**	**29**

INTERCEPTIONS

	No.	Yds.	Avg.	Long	TD
K. Greene	7	111	15.8	47	0
Wehrli	4	8	2.0	6	0
R. Green	3	44	14.7	29	0
Favron	1	42	42.0	42	0
Collier	1	17	17.0	17	0
Ahrens	1	14	14.0	14t	1
Junior	1	5	5.0	5	0
Williams	1	17	17.0	17	0
Griffin	1	4	5.0	4	0
Johnson	1	19	19.0	19	0
Team	**21**	**281**	**13.4**	**47**	**1**
Opponents	**24**	**312**	**13.0**	**54**	**0**

PUNT RETURNS

	Ret.	FC	Yds.	Avg.	Long	TD
Mitchell	42	0	445	10.6	50t	1
Harrell	1	1	8	8.0	8	0
K. Greene	0	1	0	0.0	0	0
Team	**43**	**2**	**453**	**10.5**	**50t**	**1**
Opponents	**37**	**10**	**276**	**7.4**	**40**	**0**

KICKOFF RETURNS

	No.	Yds.	Avg.	Long	TD
Mitchell	55	1,292	23.5	67	0
R. Greene	8	135	16.9	28	0
Harrell	7	118	16.8	29	0
Love	3	46	15.3	25	0
Griffin	2	34	17.0	26	0
Team	**75**	**1,625**	**21.7**	**67**	**0**
Opponents	**55**	**1,163**	**21.1**	**84**	**0**

PUNTING

	No.	Yds.	Avg.	TB	In20	Lg	Blk.
Birdsong	69	2,883	41.8	8	19	75	0
Team	**69**	**2,883**	**41.8**	**8**	**19**	**75**	**0**
Opponents	**69**	**2,852**	**41.3**	**6**	**12**	**52**	**0**

FIELD GOALS

	1–19	20–29	30–39	40–49	50+
O' Donoghue	2–2	8–8	4–6	5–11	0–5
Team	**2–2**	**8–8**	**4–6**	**5–11**	**0–5**
Opponents	**0–0**	**0–0**	**8–8**	**6–8**	**6–10**

O' Donoghue: ( ), (44N, 24G), (24G, 47G), (20G, 52N), (19G, 37G), (61N), (44N, 26G, 22G, 36N), (19G, 23G, 50N, 46G), (43N, 53N), (21G, 54N), (35G, 48N), (40N, 42N), (44G, 45G), (41G, 31G, 24G), (30G), (38N).

Opponents: (27G, 30G), (47G, 32G, 25G), (21G), (29G, 23G), (26G), (41G, 45G), (24G, 37G), (36G), (48N), (32G), ( ), (43N, 40G), (39N), (44G, 37N, 48N), (27G, 49N, 33G), (44G).

USUAL STARTING LINEUP

Offense

WR ..... Pat Tilley
LT ..... George Collins
LG ..... Terry Stieve
C ..... Tom Brahaney
RG ..... Joe Bostic
RT ..... Dan Dierdorf
TE ..... Greg LaFleur
WR ..... Mel Gray
QB ..... Jim Hart
Neil Lomax
RB ..... Ottis Anderson
FB ..... Wayne Morris
K ..... Neil O'Donoghue

Defense

LE ..... Bob Pollard
LT ..... Mike Dawson
RT ..... Rush Brown
RE ..... Cuertis Greer
LLB ..... Calvin Favron
Eric Williams
LILB ..... E.J. Junior
MLB ..... Tim Kearney
Dave Ahrens
LCB ..... Carl Allen
Jeff Griffin
RCB ..... Roger Wehrli
Tim Collier
SS ..... Lee Nelson
FS ..... Ken Stone
P ..... Carl Birdsong

NOTES

The 1981 draft class includes Alabama LB **E.J. Junior** (first round), Portland State QB **Neil Lomax** (second round), and Citadel RB **Stump Mitchell** (ninth round), a trio that would combine for 26 seasons with the Cards … all three earn consensus NFL all-rookie team notice … Lomax named starter for final six games as Cards win four consecutive times to finish 7–9 … return specialist Mitchell breaks or ties eight club marks and equals two NFL records … **Roy Green** doubles as defensive back and wide receiver as the league's first authentic two-way player in more than two decades.

FINAL NFC EAST STANDINGS

Team	W	L	T	Pct.	Pts.	OP
Dallas	12	4	0	.750	367	277
Philadelphia*	10	6	0	.625	368	221
N.Y. Giants	9	7	0	.563	295	257
Washington	8	8	0	.500	347	349
St. Louis	7	9	0	.438	315	408

*Wild-card postseason qualifier

PASSING

	Att.	Comp.	Yds.	Comp. %	Yds./Att.	TD	TD%	Int.	Int. %	Long	Sack/Lost	Rating
Hart	241	134	1,694	55.6	7.03	11	4.5	14	5.8	58t	16/119	68.8
Lomax	236	119	1,575	50.4	6.67	4	1.7	10	4.2	75	32/281	60.1
Team	**477**	**253**	**3,269**	**53.0**	**6.85**	**15**	**3.1**	**24**	**5.0**	**75**	**48/405**	**64.3**
Opponents	**495**	**282**	**3,547**	**56.9**	**7.16**	**29**	**5.8**	**19**	**3.8**	**79t**	**32/252**	**82.9**

1982 (5-4)
HEAD COACH JIM HANIFAN

Sept. 12	At New Orleans	W	21–7	58,673
Sept. 19	**Dallas**	**L**	**7–24**	**50,705**
Nov. 21	**San Francisco**	**L**	**20–31**	**38,064**
Nov. 28	At Atlanta	W	23–20	33,411
Dec. 5	At Philadelphia	W	23–20	63,622
Dec. 12	**Washington**	**L**	**7–12**	**35,308**
Dec. 19	At Chicago	W	10–7	43,270
Dec. 26	**N.Y. Giants**	**W**	**24–21**	**39,824**
Jan. 2	At Washington	L	0–28	52,554
			135–170	

Home: 1–3 (163,901). Away: 4–1 (251,530).

First Round Super Bowl Tournament

Jan. 8	At Green Bay	L	16–41	54,282

TEAM STATISTICS

	Cards	Opp.
Total First Downs	**162**	**163**
Rushing	71	58
Passing	81	98
Penalty	10	7
Total Net Yards	**2,542**	**2,848**
Avg. Per Game	282.4	316.4
Total Plays	579	570
Avg. Per Play	4.4	5.0
Net Yards Rushing	**1,209**	**995**
Avg. Per Game	134.3	110.6
Total Rushes	307	256
Net Yards Passing	**1,124**	**1,853**
Avg. Per Game	124.9	205.9
Sacked/Yards Lost	32/243	23/183
Gross Yards	1,367	2,035
Att./Comp./Pct.	240/129/53.8	291/174/59.8
Had Intercepted	6	6
Punts/Average	**54/43.8**	**51/41.1**
Penalties/Yards	**55/523**	**54/424**
Fumbles/Lost	**17/10**	**14/9**
Touchdowns	**16**	**21**
Rushing	10	5
Passing	6	16
Returns	0	0

SCORE BY PERIOD

	Q1	Q2	Q3	Q4	OT	Pts.
Team	31	48	19	37	0	135
Opponents	23	34	44	69	0	170

SCORING

	TD	R	P	R	PAT	FG	S	Pts.
O' Donoghue	0	0	0	0	15/16	8/13	0	39
Morris	4	4	0	0	0/0	0/0	0	24
Anderson	3	3	0	0	0/0	0/0	0	18
Green	3	0	3	0	0/0	0/0	0	18
Tilley	2	0	2	0	0/0	0/0	0	12
Lomax	1	1	0	0	0/0	0/0	0	6
Mitchell	1	1	0	0	0/0	0/0	0	6
LaFleur	1	0	1	0	0/0	0/0	0	6
Wehrli	1	1	0	0	0/0	0/0	0	6
Team	**16**	**10**	**6**	**0**	**15/16**	**8/13**	**0**	**135**
Opponents	**21**	**5**	**16**	**0**	**20/21**	**8/18**	**0**	**170**

SACKS

Sacks: Greer 7.5, Grooms 4.5, Brown 3.5, Dawson 3.5, Galloway 2.0, Junior 1.5

Team 32.0 Opponents 23.0.

RUSHING

	No.	Yds.	Avg.	Long	TD
Anderson	145	587	4.0	64	3
Morris	84	274	3.3	9	4
Mitchell	39	189	4.8	32t	1
Lomax	28	119	4.2	19	1
Harrell	4	14	3.5	8	0
Green	6	8	1.2	13	0
Wehrli	1	18	18.0	18t	1
Team	**307**	**1,209**	**3.9**	**64**	**10**
Opponents	**256**	**995**	**3.9**	**37**	**5**

RECEIVING

	No.	Yds.	Avg.	Long	TD
Tilley	36	465	14.5	34	2
Green	32	454	14.2	42	3
Anderson	14	106	7.6	19	0
Mitchell	11	149	13.5	30	0
Harrell	11	127	11.5	36	0
Marsh	6	94	15.7	21	0
LaFleur	5	67	13.4	30	1
Shumann	5	58	11.6	23	0
Gray	4	34	8.5	13	0
Morris	3	8	2.6	11	0
Lomax	1	10	10.0	10	0
Thompson	1	5	5.0	5	0
Team	**129**	**1,576**	**12.2**	**42**	**6**
Opponents	**174**	**2,035**	**11.7**	**55**	**16**

INTERCEPTIONS

	No.	Yds.	Avg.	Long	TD
Perrin	1	35	35.0	35	0
Griffin	1	8	8.0	8	0
Nelson	1	7	7.0	7	0
K. Greene	1	2	2.0	2	0
Allen	1	0	0.0	0	0
Dawson	1	0	0.0	0	0
Team	**6**	**52**	**8.7**	**35**	**0**
Opponents	**6**	**37**	**6.1**	**19**	**0**

PUNT RETURNS

	Ret.	FC	Yds.	Avg.	Long	TD
Mitchell	27	0	165	6.1	15	0
Green	3	0	20	6.7	11	0
Ferrell	1	0	6	6.0	6	0
Harrell	1	1	1	1.0	1	0
Team	**32**	**1**	**192**	**6.0**	**15**	**0**
Opponents	**0**	**0**	**0**	**0.0**	**0**	**0**

KICKOFF RETURNS

	No.	Yds.	Avg.	Long	TD
Mitchell	16	364	22.7	33	0
Harrell	8	150	18.7	31	0
Ferrell	4	88	22.0	27	0
Love	4	69	17.2	24	0
Morris	1	14	14.0	14	0
Griffin	1	12	12.0	12	0
Ahrens	1	5	5.0	5	0
Team	**35**	**702**	**20.0**	**33**	**0**
Opponents	**26**	**542**	**20.8**	**44**	**0**

PUNTING

	No.	Yds.	Avg.	TB	In20	Lg	Blk.
Birdsong	54	2,365	43.8	6	8	65	0
Team	**54**	**2,365**	**43.8**	**6**	**8**	**65**	**0**
Opponents	**51**	**2,099**	**41.1**	**3**	**11**	**53**	**0**

FIELD GOALS

	1–19	20–29	30–39	40–49	50+
O'Donoghue	1–1	2–3	3–3	2–6	0–0
Team	**1–1**	**2–3**	**3–3**	**2–6**	**0–0**
Opponents	**0–0**	**5–6**	**3–5**	**0–6**	**0–1**

O' Donoghue: ( ), (40N), (47N, 44N, 30G, 32G), (43G), (26G, 20G, 34G), (26N), (48N, 48G), (18G), ( ).

Opponents: (25N), (44N, 25G), (36G, 43N), (28G, 27G, 42N), (54N), (32G, 30G, 20G, 24G), (43N, 33B, 38N), (41N), (40N).

USUAL STARTING LINEUP

Offense		Defense	
WR	Pat Tilley	**LE**	Elois Grooms
LT	Luis Sharpe	**LT**	Mike Dawson
LG	Terry Stieve	**RT**	Rush Brown
C	Dan Dierdorf	**RE**	Curtis Greer
RG	Joe Bostic	**LLB**	E.J. Junior
RT	Tootie Robbins	**MLB**	Dave Ahrens
TE	Doug Marsh	**RLB**	Charlie Baker
	Greg LaFleur	**LCB**	Jeff Griffin
WR	Roy Green	**RCB**	Carl Allen
QB	Neil Lomax	**SS**	Lee Nelson
RB	Ottis Anderson	**FS**	Benny Perrin
FB	Wayne Morris	**P**	Carl Birdsong
K	Neil O'Donoghue		

NOTES

A second consecutive jackpot draft class of UCLA T **Luis Sharpe** (first round), Florida DT **David Galloway** (second round), Alabama S **Benny Perrin** (third round), and East Tennessee State FB **Earl Ferrell** (fifth round) will average over eight years per player, all four earning near-immediate starting roles … Cards become youngest team in NFL to qualify for the Super Bowl tournament in strike-shortened season with 5–4 record … NFL players walk out Sept. 19 after second game of the season due to labor strike … play does not resume until Nov. 21 … Cards lose 41–16 at Green Bay in first-round action as Card QB **Neil Lomax** sets league post-season record with 385 yards passing.

FINAL NFC STANDINGS

Team	W	L	T	Pct.	Pts.	OP
Washington*	8	1	0	.889	190	128
Dallas	6	3	0	.667	226	145
Green Bay	5	3	1	.611	226	169
Minnesota	5	4	0	.556	187	198
Atlanta	5	4	0	.556	183	199
St. Louis	5	4	0	.556	135	170
Tampa Bay	5	4	0	.556	158	178
Detroit	4	5	0	.444	181	176
New Orleans	4	5	0	.444	129	160
N.Y. Giants	4	5	0	.444	164	160
San Francisco	3	6	0	.333	209	206
Chicago	3	6	0	.333	141	174
Philadelphia	3	6	0	.333	191	195
L.A. Rams	2	7	0	.222	200	250

*Top NFC playoff seed

As the result of a 57-day players' strike, the 1982 NFL regular-season schedule was reduced from 16 weeks to nine. At the conclusion of the regular season, the NFL conducted a 16-team post-season Super Bowl Tournament. Eight teams from each conference were seeded 1–8 based upon their records during the season.

PASSING

	Att.	Comp.	Yds.	Comp. %	Yds./Att.	TD	TD%	Int.	Int. %	Long	Sack/Lost	Rating
Lomax	205	109	1,367	53.2	6.7	5	2.4	6	2.9	42	31/234	70.3
Hart	33	19	199	57.5	6.0	1	3.0	0	0.0	22	0/0	85.9
Green	1	0	0	0.0	0.0	0	0.0	0	0.0	0	1/9	39.6
Harrell	1	1	10	100.0	10.0	0	0.0	0	0.0	10	0/0	108.3
Team	**240**	**129**	**1,576**	**53.2**	**6.6**	**6**	**2.5**	**6**	**2.9**	**42**	**32/243**	**72.4**
Opponents	**291**	**174**	**2,035**	**59.8**	**7.0**	**16**	**5.5**	**6**	**2.1**	**55**	**23/182**	**90.7**

1983 (8–7–1)

HEAD COACH JIM HANIFAN

Sept. 4	At New Orleans	L	17–28	65,225
Sept. 11	**Dallas**	**L**	**17–34**	**48,532**
Sept. 18	**San Francisco**	**L**	**27–42**	**38,130**
Sept. 25	At Philadelphia	W	14–11	64,465
Oct. 2	At Kansas City	L	14–38	58,975
Oct. 9	**Washington**	**L**	**14–38**	**42,698**
Oct. 16	At Tampa Bay	W	34–27	48,224
Oct. 24	**N.Y. Giants (OT)**	**T**	**20–20**	**45,630**
Oct. 30	**Minnesota**	**W**	**41–31**	**38,796**
Nov. 6	At Washington	L	7–45	51,380
Nov. 13	**Seattle**	**W**	**33–28**	**33,280**
Nov. 20	**San Diego**	**W**	**44–14**	**40,644**
Nov. 24	At Dallas	L	17–35	60,764
Dec. 4	At N.Y. Giants	W	10–6	25,156
Dec. 11	At L.A. Raiders	W	34–24	32,111
Dec. 18	**Philadelphia**	**W**	**31–7**	**21,902**
			374–428	

Home: 4–3–1 (309,612). Away: 4–4 (406,300).

TEAM STATISTICS

	Cards	Opp.
Total First Downs	**295**	**286**
Rushing	123	107
Passing	148	161
Penalty	24	18
Total Net Yards	**5143**	**5005**
Avg. Per Game	321.4	312.8
Total Plays	1,044	1,020
Avg. Per Play	4.9	4.9
Net Yards Rushing	**2275**	**1838**
Avg. Per Game	142.2	114.9
Total Rushes	525	444
Net Yards Passing	**2868**	**3167**
Avg. Per Game	179.3	197.9
Sacked/Yards Lost	59/441	59/468
Gross Yards	3,309	3,635
Att./Comp./Pct.	460/267/58.0	519/290/55.9
Had Intercepted	21	28
Punts/Average	**85/41.5**	**88/40.3**
Penalties/Yards	**89/770**	**102/819**
Fumbles/Lost	**50/27**	**32/20**
Touchdowns	**47**	**56**
Rushing	15	23
Passing	29	24
Returns	3	9

SCORE BY PERIOD

	Q1	Q2	Q3	Q4	OT	Pts.
Team	79	128	86	81	0	374
Opponents	88	124	105	111	0	428

SCORING

	TD	R	P	R	PAT	FG	S	Pts.
O'Donoghue	0	0	0	0	45/47	15/29	0	90
Green	14	0	14	0	0/0	0/0	0	84
Marsh	8	0	8	0	0/0	0/0	0	48
Anderson	6	5	1	0	0/0	0/0	0	36
Tilley	5	0	5	0	0/0	0/0	0	30
Mitchell	3	3	0	0	0/0	0/0	0	18
Love	3	2	1	0	0/0	0/0	0	18
Lomax	2	2	0	0	0/0	0/0	0	12
Morris	2	2	0	0	0/0	0/0	0	12
Nelson	1	0	0	1	0/0	0/0	0	6
Perrin	1	0	0	1	0/0	0/0	0	6
Grooms	1	0	0	1	0/0	0/0	0	6
Ferrell	1	1	0	0	0/0	0/0	0	6
Galloway	0	0	0	0	0/0	0/0	1	2
Team	**47**	**15**	**29**	**3**	**45/47**	**15/29**	**1**	**374**
Opponents	**56**	**23**	**24**	**9**	**51/56**	**12/15**	**1**	**428**

SACKS

Greer 16.0, A. Baker 13.5, Galloway 12.0, Junior 7.5, Mays 3.0, Nelson 2.0, Grooms 1.0, Harris 1.0, Perrin 1.0, Duda 1.0, Brown 1.0.
Team 59.0 , Opponents 59.0

RUSHING

	No.	Yds.	Avg.	Long	TD
Anderson	296	1,270	4.3	43	5
Mitchell	68	373	5.5	46	3
Morris	75	257	3.4	17	2
Lomax	27	125	4.6	35	2
Love	35	103	2.9	16	2
Ferrell	7	53	7.6	21	1
Green	4	49	12.3	25	0
Harrell	4	13	3.3	8	0
Hart	5	12	2.4	13	0
Sharpe	1	11	11.0	11	0
Lisch	2	9	4.5	5	0
Perrin	1	0	0.0	0	0
Team	**525**	**2,275**	**4.3**	**46**	**15**
Opponents	**444**	**1,838**	**4.1**	**76t**	**23**

RECEIVING

	No.	Yds.	Avg.	Long	TD
Green	78	1,227	15.7	71t	14
Anderson	54	459	8.5	40	1
Tilley	44	690	15.7	71t	5
Marsh	32	421	13.2	38	8
Morris	14	55	3.9	11	0
Shumann	11	154	14.0	33	0
LeFleur	12	99	8.3	21	0
Mitchell	7	54	7.7	17	0
Love	6	58	9.7	16	1
Harrell	3	25	8.3	13	0
Thompson	2	31	15.5	22	0
Pittman	2	21	10.0	11	0
McGill	1	11	11.0	11	0
Ahrens	1	4	4.0	4	0
Team	**267**	**3,309**	**12.4**	**71t**	**29**
Opponents	**290**	**3,635**	**12.5**	**69t**	**24**

INTERCEPTIONS

	No.	Yds.	Avg.	Long	TD
Washington	8	92	11.5	26	0
Perrin	4	50	12.5	30	0
Harris	3	10	3.3	10	0
Junior	3	27	9.0	19	0
Mack	3	25	8.3	13	0
Grooms	1	10	10.0	10	0
A. Baker	2	24	12.0	19	0
Nelson	1	8	8.0	8	0
Galloway	1	17	17.0	17	0
W. Smith	2	3	1.5	3	0
Team	**28**	**266**	**9.5**	**30**	**0**
Opponents	**21**	**385**	**18.3**	**7ot**	**5**

PUNT RETURNS

	Ret.	FC	Yds.	Avg.	Long	TD
Mitchell	38	1	337	8.9	34	0
Bird	14	2	76	5.4	16	0
Harrell	5	1	31	6.2	11	0
Ferrell	1	0	17	17.0	17	0
Team	**58**	**4**	**461**	**7.9**	**34**	**0**
Opponents	**47**	**13**	**307**	**6.5**	**19**	**0**

KICKOFF RETURNS

	No.	Yds.	Avg.	Long	TD
Mitchell	36	778	21.6	66	0
Ferrell	13	257	19.8	28	0
Bird	9	194	21.6	33	0
Schmitt	4	41	10.3	19	0
Love	3	71	23.7	23	0
Harrell	3	62	20.7	26	0
L. Smith	1	19	19.0	19	0

KICKOFF RETURNS (CONT.)

	No.	Yds.	Avg.	Long	TD
Green	1	14	14.0	14	0
Duda	1	12	12.0	12	0
Allerman	1	11	11.0	11	0
Team	**72**	**1,459**	**20.3**	**66**	**0**
Opponents	**66**	**1,300**	**19.9**	**94t**	**1**

PUNTING

	No.	Yds.	Avg.	TB	In20	Lg	Blk.
Birdsong	85	3,529	41.5	7	14	59	0
Team	**85**	**3,529**	**41.5**	**7**	**14**	**59**	**0**
Opponents	**88**	**3,542**	**40.3**	**6**	**18**	**56**	**0**

FIELD GOALS

	1–19	20–29	30–39	40–49	50+
O'Donoghue	0–1	4–6	3–8	6–11	2–3
Team	**0–1**	**4–6**	**3–8**	**6–11**	**2–3**
Opponents	**0–0**	**4–4**	**2–3**	**6–6**	**0–2**

O'Donoghue: (27N, 47G, 38N), (23G), (48N, 43G, 48G), (38N), (35B), ( ), (52G, 43G), (34G, 22G, 44N, 42N, 19N), (52G, 47G), (34B), (33G), (39G, 54N), (42G), (30N, 42N, 27N, 25G), ( ) (28G, 40N).
Opponents: ( ), (45G, 24G), ( ), (32G), (45G), (22G), ( ), (40G, 28G, 66N), (39G), (42G), ( ), ( ), ( ), (44G, 44G, 52N), (22G), (38N).

USUAL STARTING LINEUP

Offense
WR ..... Pat Tilley
LT ..... Luis Sharpe
LG ..... Terry Stieve
C ..... Randy Clark
RG ..... Joe Bostic
RT ..... Tootie Robbins
TE ..... Doug Marsh
Greg LaFleur
WR ..... Roy Green
QB ..... Neil Lomax
RB ..... Ottis Anderson
FB ..... Wayne Morris
K ..... Neil O'Donoghue

Defense
LE ..... Al "Bubba" Baker
LT ..... Elois Grooms
Mark Duda
RT ..... David Galloway
RE ..... Curtis Greer
LLB ..... E.J. Junior
Bob Harris
MLB ..... Kurt Allerman
E.J. Junior
RLB ..... Charlie Baker
LCB Lionel Washington
Cedric Mack
RCB ..... Wayne Smith
SS ..... Lee Nelson
FS ..... Benny Perrin
P ..... Carl Birdsong

NOTES

After losing five of first six games, Cards rebound with 7–2–1 mark in final 10 contests to narrowly miss playoffs with 8–7–1 record … in first full season at wide receiver, **Roy Green** establishes team records with 78 pass receptions for 1,227 yards to earn all-pro acclaim … DE **Curtis Greer** sets team record with 16 quarterback sacks as Cards lead NFL with 59 traps … Cards and N.Y. Giants play to 20–20 tie on nationally-televised "Monday Night Football" game remembered for three missed overtime field-goal attempts by Card K **Neil O'Donoghue** … future Hall of Fame T **Dan Dierdorf** announces his retirement after 12 seasons, 160 games, and six Pro Bowls … St. Louis (nine) and Kansas City (six) combine for 15 turnovers, two shy of the NFL record, in 38–14 Chiefs' win Oct. 2 … Cards lose 28–10 to Minnesota during Aug. 6 preseason game at London's Wembley Stadium, the first NFL game in England.

FINAL NFC EAST STANDINGS

Team	W	L	T	Pct.	Pts.	OP
Washington#	14	2	0	.875	541	332
Dallas*	12	4	0	.750	479	360
St. Louis	8	7	1	.531	374	428
Philadelphia	5	11	0	.313	233	322
N.Y. Giants	3	12	1	.219	267	347

#Top NFC playoff seed
*Wild-card postseason qualifier

PASSING

	Att.	Comp.	Yds.	Comp. %	Yds./Att.	TD	TD%	Int.	Int. %	Long	Sack/Lost	Rating
Lomax	354	209	2,636	59.0	7.45	24	6.8	11	3.1	71t	40/291	92.0
Hart	91	50	592	54.9	6.51	4	4.4	8	8.8	39t	16/123	53.0
Lisch	13	6	66	46.1	5.08	1	4.8	2	15.4	26	3/27	47.8
Birdsong	1	1	11	00.0	0.00	0	0.0	0	0.0	0	0/0	112.5
Perrin	1	1	4	00.0	0.00	0	0.0	0	0.0	0	0/0	83.3
Team	**460**	**267**	**3,309**	**58.0**	**7.19**	**29**	**6.3**	**21**	**4.6**	**71t**	**59/441**	**82.2**
Opponents	**519**	**290**	**3,635**	**55.9**	**7.00**	**24**	**4.6**	**28**	**5.4**	**69t**	**59/468**	**70.6**

1984 (9–7)
HEAD COACH JIM HANIFAN

Sept. 2	At Green Bay	L	23–24	53,738
Sept. 9	**Buffalo**	**W**	**37–7**	**35,785**
Sept. 16	At Indianapolis	W	34–33	60,274
Sept. 23	At New Orleans	L	24–34	58,723
Sept. 30	**Miami**	**L**	**28–36**	**46,991**
Oct. 7	At Dallas	W	31–20	61,438
Oct. 14	**Chicago**	**W**	**38–21**	**49,554**
Oct. 21	**Washington**	**W**	**26–24**	**50,262**
Oct. 28	At Philadelphia	W	34–14	54,310
Nov. 4	**L.A. Rams**	**L**	**13–16**	**51,010**
Nov. 11	**Dallas**	**L**	**17–24**	**48,721**
Nov. 18	At N.Y. Giants	L	10–16	73,428
Nov. 25	**Philadelphia**	**W**	**17–16**	**39,858**
Dec. 2	At New England	W	33–10	53,558
Dec. 9	**N.Y. Giants**	**W**	**31–21**	**49,973**
Dec. 16	At Washington	L	27–29	54,299
			423–345	

Home: 5–3 (372,154). Away: (469,768).

TEAM STATISTICS

	Cards	Opp.
Total First Downs	**345**	**292**
Rushing	129	108
Passing	200	157
Penalty	16	27
Total Net Yards	**6,345**	**5,094**
Avg. Per Game	396.6	318.4
Total Plays	1,103	991
Avg. Per Play	5.8	5.1
Net Yards Rushing	**2,088**	**1,923**
Avg. Per Game	130.5	120.2
Total Rushes	488	442
Net Yards Passing	**4,257**	**3,171**
Avg. Per Game	266.1	198.2
Sacked/Yards Lost	49/377	55/403
Gross Yards	4,634	3,574
Att./Comp./Pct.	566/347/61.3	494/251/50.8
Had Intercepted	16	21
Punts/Average	**68/38.1**	**81/38.9**
Penalties/Yards	**109/904**	**75/578**
Fumbles/Lost	**32/20**	**20/12**
Touchdowns	**51**	**39**
Rushing	21	11
Passing	28	26
Returns	2	2

SCORE BY PERIOD

	Q1	Q2	Q3	Q4	OT	Pts.
Team	72	134	102	115	0	423
Opponents	77	100	97	71	0	345

SCORING

	TD	R	P	R	PAT	FG	S	Pts.
O'Donoghue	0	0	0	0	48/51	24/35	0	117
Green	12	0	12	0	0/0	0/0	0	72
Mitchell	11	9	2	0	0/0	0/0	0	66
Anderson	8	6	2	0	0/0	0/0	0	48
Marsh	5	0	5	0	0/0	0/0	0	30
Tilley	5	0	5	0	0/0	0/0	0	30
Lomax	3	3	0	0	0/0	0/0	0	18
Ferrell	2	1	1	0	0/0	0/0	0	12
Love	2	1	1	0	0/0	0/0	0	12
Howard	1	0	0	1	0/0	0/0	0	6
L. Smith	1	0	0	1	0/0	0/0	0	6
Harrell	1	1	0	0	0/0	0/0	0	6
Team	**51**	**21**	**28**	**2**	**48/51**	**24/35**	**0**	**423**
Opponents	**39**	**11**	**26**	**2**	**36/39**	**24/37**	**0**	**345**

SACKS

Greer 14.0, A. Baker 10.0, Junior 9.5, Galloway 5.0, Duda 4.0, Mays 3.5, Nelson 3.0, Grooms 2.0, Holloway 1.5, Harris 1.5, L. Smith 1.0.
Team 55.0, Opponents 65.0

RUSHING

	No.	Yds.	Avg.	Long	TD
Anderson	289	1,174	4.1	24	6
Mitchell	81	434	5.4	39	9
Ferrell	44	203	4.5	25	1
Lomax	35	184	5.3	20	3
Love	25	90	3.6	13	1
Harrell	5	7	1.2	4	1
Harrington	3	6	2.0	5	0
McIvor	3	5	1.7	6	0
Marsh	1	–5	–5.0	–5	0
Green	1	–10	–10.0	–10	0
Team	**488**	**2,088**	**4.3**	**39**	**21**
Opponents	**442**	**1,923**	**4.4**	**73**	**11**

RECEIVING

	No.	Yds.	Avg.	Long	TD
Green	78	1,555	19.9	83t	12
Anderson	70	611	8.7	57	2
Tilley	52	758	14.6	42	5
Marsh	39	608	15.6	47	5
Mitchell	26	318	12.2	44t	2
Ferrell	26	218	8.4	21	1
LaFleur	17	198	11.6	21	0
Harrell	14	106	7.6	15	0
Pittman	10	145	14.5	50	0
Love	7	33	4.7	16	1
Mack	5	61	12.2	22	0
Goode	3	23	7.7	10	0
Team	**347**	**4,634**	**13.4**	**83t**	**28**
Opponents	**251**	**3,574**	**14.2**	**90t**	**26**

INTERCEPTIONS

	No.	Yds.	Avg.	Long	TD
Washington	5	42	8.4	18	0
W. Smith	4	35	8.8	23	0
Perrin	4	22	5.5	22	0
L. Smith	2	31	15.5	25t	1
Griffin	2	0	0.0	0	0
Howard	2	-4	-2.0	1	0
Heflin	1	19	19.0	19	0
Junior	1	18	18.0	18	0
Team	**21**	**163**	**7.8**	**25t**	**1**
Opponents	**16**	**219**	**13.7**	**54**	**0**

PUNT RETURNS

	Ret.	FC	Yds.	Avg.	Long	TD
Mitchell	38	3	333	8.8	39	0
Bird	5	0	56	11.2	17	0
Pittman	4	1	10	2.5	5	0
Green	0	1	0	0.0	0	0
Team	**47**	**5**	**399**	**8.5**	**39**	**0**
Opponents	**27**	**12**	**239**	**8.9**	**61**	**0**

KICKOFF RETURNS

	No.	Yds.	Avg.	Long	TD
Mitchell	35	804	23.0	56	0
Pittman	14	319	22.8	43	0
Harrell	13	231	17.8	28	0
Bird	9	190	21.1	28	0
Green	1	18	18.0	18	0
Love	1	1	1.0	1	0
Ferrell	1	0	0.0	0	0
Team	**74**	**1,563**	**21.1**	**56**	**0**
Opponents	**85**	**1,549**	**18.2**	**96t**	**1**

PUNTING

	No.	Yds.	Avg.	TB	In20	Lg	Blk.
Birdsong	67	2,594	38.7	8	20	59	1
Team	1	0	0.0	0	0	0	0
Team	**68**	**2,594**	**38.1**	**8**	**20**	**59**	**1**
Opponents	**81**	**3,157**	**38.9**	**5**	**9**	**59**	**1**

FIELD GOALS

	1–19	20–29	30–39	40–49	50+
O'Donoghue	0–0	7–7	7–9	8–16	1–3
Team	**0–0**	**7–7**	**7–9**	**8–16**	**1–3**
Opponents	**1–1**	**8–10**	**13–16**	**2–6**	**7–5**

O'Donoghue: (48G, 45G), (23G, 47B, 21G, 48B, 52G, 53N), (47G, 46G), (39G), ( ), (46N, 22G), (44G, 31B), (29G, 34N, 40N, 21G), (28G, 47G), (49G, 43G, 48B), (49B, 30G), (20G), (44G), (36G, 33G), (40N, 34G), (30G, 34G, 50N).
Opponents: (29B, 38G), (52B), (21G, 50G), (25G, 29G), (27G, 26G, 27G, 35B), (52N, 35G, 36G), ( ), (39G), ( ), (33G, 50N, 27G, 32G), (42N, 48N, 45B), (52N, 34N, 34G, 39G, 45G), (31G, 26N, 43G, 32G), (19G), (33N, 47N), (21G, 37G, 37G).

USUAL STARTING LINEUP

Offense
WR ..... Pat Tilley
LT ..... Luis Sharpe
LG ..... Terry Stieve
C ..... Randy Clark
RG ..... Joe Bostic
RT ..... Tootie Robbins
TE ..... Doug Marsh
Greg LaFleur
WR ..... Roy Green
QB ..... Neil Lomax
RB ..... Ottis Anderson
FB ..... Earl Ferrell
K ..... Neil O'Donoghue

Defense
LE .... Al "Bubba" Baker
LT ..... David Galloway
RT ..... Elois Grooms
Mark Duda
RE ..... Curtis Greer
LLB . Thomas Howard
MLB ..... E.J. Junior
Kurt Allerman
RLB ..... Charlie Baker
E.J. Junior
LCB ..... Lionel Wash.
RCB ..... Wayne Smith
SS ..... Leonard Smith
Lee Nelson
FS ..... Benny Perrin
P ..... Carl Birdsong

NOTES

The Cards, with the NFC Eastern Division title on line to the winner, travel to R.F.K. Stadium and battle back from a 23–7 halftime deficit to take a 27–26 lead midway through fourth quarter, but a 50-yard field-goal try sails wide as time expires and Redskins escape with a 29–27 win and the division crown … in the torrid comeback at Washington, QB **Neil Lomax** connects on 25 of 28 passes for 314 yards in the second half … Cards finish 9–7 with seven losses by an average of just over six points … Lomax sets club single-season marks with 345 pass completions in 560 attempts for 4,614 yards (fifth highest in NFL history), 28 touchdowns, and 92.5 quarterback rating … WR **Roy Green's** 1,555 receiving yards is most by NFL player in 19 seasons as he averages 45.3 yards per touchdown reception.

FINAL NFC EAST STANDINGS

Team	W	L	T	Pct.	Pts.	OP
Washington	11	5	0	.688	426	310
N.Y. Giants*	9	7	0	.563	299	301
St. Louis	9	7	0	.563	423	345
Dallas	9	7	0	.563	308	308
Philadelphia	6	9	1	.406	278	320

*Wild-card postseason qualifier

PASSING

	Att.	Comp.	Yds.	Comp. %	Yds./Att.	TD	TD%	Int.	Int. %	Long	Sack/Lost	Rating
Lomax	560	345	4,614	61.6	8.24	28	5.0	16	2.99	83t	49/377	92.5
McIvor	4	0	0	0.0	0.00	0	0.0	0	0.0	0	0/0	39.6
Mitchell	1	1	20	100.0	0.00	0	0.0	0	0.0	0	0/0	118.8
Perrin	1	1	0	0.0	0.00	0	0.0	0	0.0	0	0/0	79.2
Team	**566**	**347**	**4,634**	**61.3**	**8.19**	**28**	**4.9**	**16**	**2.8**	**83t**	**49/377**	**92.0**
Opponents	**494**	**251**	**3,574**	**50.8**	**7.23**	**26**	**5.3**	**21**	**4.1**	**90t**	**55/403**	**74.4**

1985 (5–11)

HEAD COACH JIM HANIFAN

Sept. 8	At Cleve. (OT)	W	27–24	62,107
Sept. 15	**Cincinnati**	**W**	**41–27**	**46,321**
Sept. 22	At N.Y. Giants	L	17–27	74,987
Sept. 29	**Green Bay**	**W**	**43–28**	**48,598**
Oct. 7	At Washington	L	10–27	53,134
Oct. 13	At Philadelphia	L	7–30	48,186
Oct. 20	At Pittsburgh	L	10–23	56,478
Oct. 27	**Houston**	**L**	**10–20**	**43,190**
Nov. 4	**Dallas**	**W**	**21–10**	**49,337**
Nov. 10	At Tampa Bay	L	0–16	34,736
Nov. 17	**Philadelphia**	**L**	**14–24**	**39,032**
Nov. 24	**N.Y. Giants**	**L**	**3–34**	**41,248**
Nov. 28	At Dallas	L	17–35	54,125
Dec. 8	**New Orleans**	**W**	**28–16**	**29,527**
Dec. 15	At L.A.Rams	L	14–46	52,052
Dec. 21	**Washington**	**L**	**16–27**	**28,090**
			278–414	

Home: 4–4 (325,343). Away: 1–7 (435,805).

TEAM STATISTICS

	Cards	Opp.
Total First Downs	**301**	**314**
Rushing	108	115
Passing	171	169
Penalty	22	30
Total Net Yards	**5086**	**5381**
Avg. Per Game	317.9	336.3
Total Plays	1,016	1,045
Avg. Per Play	5.0	5.2
Net Yards Rushing	**1974**	**2378**
Avg. Per Game	123.4	148.6
Total Rushes	417	552
Net Yards Passing	**3112**	**3003**
Avg. Per Game	194.5	187.7
Sacked/Yards Lost	65/469	32/254
Gross Yards	3,581	3,257
Att./Comp./Pct.	534/296/55.4	461/253/54.9
Had Intercepted	18	13
Punts/Average	**85/41.7**	**75/41.0**
Penalties/Yards	**101/816**	**88/744**
Fumbles/Lost	**36/16**	**28/14**
Touchdowns	**34**	**47**
Rushing	14	11
Passing	19	34
Returns	1	2

SCORE BY PERIOD

	Q1	Q2	Q3	Q4	OT	Pts.
Team	67	73	48	87	3	278
Opponents	78	122	77	137	0	414

SCORING

	TD	R	P	R	PAT	FG	S	Pts.
Mitchell	10	7	3	0	0/0	0/0	0	60
O'Donoghue	0	0	0	0	19/19	10/18	0	49
Tilley	6	0	6	0	0/0	0/0	0	36
Green	5	0	5	0	0/0	0/0	0	30
Ferrell	4	2	2	0	0/0	0/0	0	24
Anderson	4	4	0	0	0/0	0/0	0	24
Bojovic	0	0	0	0	11/12	3/7	0	20
Washington	1	0	0	1	0/0	0/0	0	6
Duncan	1	0	1	0	0/0	0/0	0	6
J.T. Smith	1	0	1	0	0/0	0/0	0	6
Marsh	1	0	1	0	0/0	0/0	0	6
Harrington	1	1	0	0	0/0	0/0	0	6
Atkinson	0	0	0	0	3/3	0/3	0	3
Wright	0	0	0	0	0/0	0/0	1	2
Team	**34**	**14**	**19**	**1**	**33/34**	**12/28**	**1**	**278**
Opponents	**47**	**11**	**34**	**2**	**46/47**	**28/38**	**1**	**414**

SACKS

Greer 7.0, Duda 5.5, Galloway 4.5, A. Baker 4.0, Nunn 3.0, L. Smith 3.0, Junior 2.0, Mays 2.0, Grooms 1.0.

Team 32.0, Opponents 65.0

RUSHING

	No.	Yds.	Avg.	Long	TD
Mitchell	183	1,006	5.5	64	7
Anderson	118	481	4.1	38	4
Ferrell	45	204	4.5	30	2
Lomax	32	125	3.9	23	0
Wolfley	24	64	2.7	11	0
Harrington	7	42	6.0	22	1
J.T. Smith	3	36	12.0	30	0
Brunner	3	8	2.7	8	0
Love	1	4	4.0	4	0
Green	1	2	2.0	2	0
Team	**417**	**1,974**	**4.7**	**64**	**14**
Opponents	**552**	**2,378**	**4.3**	**80**	**11**

RECEIVING

	No.	Yds.	Avg.	Long	TD
Green	50	683	13.9	47	5
Tilley	49	726	14.8	47	6
Mitchell	47	502	10.7	46	3
J.T. Smith	43	581	13.5	34	1
Marsh	37	355	9.6	23	1
Ferrell	25	277	11.1	30	2
Anderson	23	225	9.8	43	0
LaFleur	9	119	13.2	24	0
Duncan	4	39	9.8	14	1
Gray	3	22	7.3	12	0
Wolfley	2	18	9.0	17	0
Love	2	4	2.0	3	0
Mack	1	16	16.0	16	0
Novacek	1	4	4.0	4	0
Team	**296**	**3,581**	**12.1**	**47**	**19**
Opponents	**253**	**3,257**	**12.9**	**53**	**34**

INTERCEPTIONS

	No.	Yds.	Avg.	Long	TD
Junior	5	109	21.8	53	0
Young	3	0	0.0	0	0
L. Smith	2	73	36.5	67	0
Mack	2	10	5.0	10	0
Washington	1	48	48.0	48t	1
Team	**13**	**240**	**18.5**	**67**	**1**
Opponents	**18**	**247**	**13.7**	**68**	**1**

PUNT RETURNS

	Ret.	FC	Yds.	Avg.	Long	TD
J.T. Smith	26	9	283	10.9	31	0
Mitchell	11	2	97	8.8	21	0
Nelson	2	0	14	7.0	8	0
Tilley	1	0	–1	–1.0	–1	0
Team	**40**	**11**	**393**	**9.8**	**31**	**0**
Opponents	**50**	**12**	**457**	**9.1**	**26**	**0**

KICKOFF RETURNS

	No.	Yds.	Avg.	Long	TD
Duncan	28	550	19.6	34	0
Mitchell	19	345	18.2	35	0
Wolfley	13	234	18.0	28	0
L. Smith	5	68	13.6	26	0
Harrington	4	77	19.3	35	0
J.T. Smith	4	59	14.8	33	0
Nelson	3	49	16.3	26	0
Novacek	1	20	20.0	20	0
Mumford	1	19	19.0	19	0
Team	**78**	**1,421**	**18.2**	**35**	**0**
Opponents	**56**	**1,150**	**20.5**	**40**	**0**

PUNTING

	No.	Yds.	Avg.	TB	In20	Lg	Blk.
Birdsong	85	3,545	41.7	8	20	67	2
Team	**85**	**3,545**	**41.7**	**8**	**20**	**67**	**2**
Opponents	**75**	**3,077**	**41.0**	**5**	**12**	**64**	**0**

FIELD GOALS

	1–19	20–29	30–39	40–49	50+
O'Donoghue	1–1	3–5	4–6	2–4	0–2
Atkinson	0–0	0–0	0–0	0–3	0–0
Bojovic	0–0	0–0	0–2	2–3	0–2
Team	**1–1**	**3–5**	**4–8**	**4–10**	**0–4**
Opponents	**3–3**	**6–7**	**11–14**	**6–9**	**2–5**

O' Donoghue: (45N, 37G, 35G), (46G, 49G), (21G, 51N), (27N, 22G, 36G), (22G), (56N, 36N), (19G), (30G, 28N, 42N, 33N), ( ), ( ), ( ), ( ), ( ), ( ), ( ), ( ).

Atkinson: ( ), ( ), ( ), ( ), ( ), ( ), ( ), ( ), (45N), (45N, 42N), ( ), ( ), ( ), ( ), ( ).

Bojovic: ( ), ( ), ( ), ( ), ( ), ( ), ( ), ( ), ( ), ( ), (53N, 43N), (40G), (38N, 53N), ( ), ( ), (42G, 39N).

Opponents: (32G), (33G, 46G), (20G, 49N, 19G), ( ), (33G, 29G), (39G, 21G, 52G), (54N, 26G, 50N, 18G, 33G), (39G, 38G), (19G), (47G, 42N, 46G, 50G), (52N, 20G), (27G, 34G, 28N), ( ), (31G, 30G, 42G), (32N, 46G), (40N, 48G, 30G, 39N, 32N).

USUAL STARTING LINEUP

Offense

WR.....Pat Tilley
LT.....Luis Sharpe
LG....Doug Dawson
C.....Randy Clark
RG.....Joe Bostic
RT..Tootie Robbins
Lance Smith
TE.....Doug Marsh
WR.....Roy Green
QB.....Neil Lomax
RB..Ottis Anderson
Stump Mitchell
RB.....Earl Ferrell
K.Neil O'Donoghue
Novo Bojovic

Defense

LE.Al "Bubba" Baker
LT...David Galloway
RT.....Mark Duda
RE.....Curtis Greer
LLB.....Niko Noga
MLB.....E.J. Junior
RLB.....Freddie Joe
Nunn
LCB.... Cedric Mack
RCB...Wayne Smith
SS...Leonard Smith
FS.... Lonnie Young
Benny Perrin
P..... Carl Birdsong

NOTES

Though a 3–1 start looks promising, the Cards win only two of their final 12 contests to finish 5–11, spelling the end of **Jim Hanifan's** six-year (1980–85) tenure as head coach … with former all-pro RB **Ottis Anderson** injured, RB **Stump Mitchell** averages 96.9 yards rushing in final nine games en route to 1,006 yards and a 5.5-yard average per carry despite starting just eight contests … QB **Neil Lomax** is sacked NFC-high 61 times … Yugoslavian K **Novo Bojovic**, signed by the Cards during mid-season, kicks a 40-yard field goal to give the Cards a 3–0 first-quarter lead Nov. 24 vs. N.Y. Giants, chases down the football, spikes it in the end zone, then watches with teammates as Giants score 34 unanswered points in 34–3 defeat at the Meadowlands.

FINAL NFC EAST STANDINGS

Team	W	L	T	Pct.	Pts.	OP
Dallas	10	6	0	.625	357	333
N.Y. Giants*	10	6	0	.625	399	283
Washington	10	6	0	.625	297	312
Philadelphia	7	9	0	.438	286	310
St. Louis	5	11	0	.313	278	414

*Wild-card postseason qualifier

PASSING

	Att.	Comp.	Yds.	Comp. %	Yds./Att.	TD	TD%	Int.	Int. %	Long	Sack/Lost	Rating
Lomax	471	266	3,214	56.5	6.82	18	3.8	12	2.5	47	61/442	79.9
Brunner	60	29	336	48.3	5.60	1	1.7	6	10.0	40	4/27	31.8
Mitchell	2	1	31	50.0	15.50	0	0.0	0	0.0	31	0/0	95.9
Birdsong	1	0	0	0.0	0.00	0	0.0	0	0.0	0	0/0	39.6
Team	**534**	**296**	**3,581**	**55.4**	**6.71**	**19**	**3.6**	**18**	**3.4**	**47**	**65/469**	**74.1**
Opponents	**461**	**253**	**3,257**	**54.9**	**7.07**	**34**	**7.4**	**13**	**2.8**	**53**	**32/254**	**90.3**

1986 (4-11-1)

HEAD COACH GENE STALLINGS

Sept. 7	**L.A. Rams**	**L**	**10–16**	**40,347**
Sept. 14	At Atlanta	L	13–33	46,463
Sept. 21	At Buffalo	L	10–17	65,762
Sept. 29	**Dallas**	**L**	**7–31**	**49,077**
Oct. 5	**N.Y. Giants**	**L**	**6–13**	**40,562**
Oct. 12	At Tampa Bay	W	30–19	33,307
Oct. 19	At Washington	L	21–28	53,494
Oct. 26	At Dallas	L	6–37	60,756
Nov. 2	**Philadelphia**	**W**	**13–10**	**33,051**
Nov. 9	At S.F.	L	17–43	50,172
Nov. 16	**New Orleans**	**L**	**7–16**	**32,069**
Nov. 23	**Kansas City**	**W**	**23–14**	**29,680**
Nov. 30	**Washington**	**L**	**17–20**	**35,637**
Dec. 7	At Phila. (OT)	T	10–10	50,148
Dec. 14	At N.Y. Giants	L	7–27	75,261
Dec. 21	**Tampa Bay**	**W**	**21–17**	**23,957**
			218–351	

Home: 3–5 (284,380). Away: 1–6–1 (435,363).

TEAM STATISTICS

	Cards	Opp.
Total First Downs	**273**	**304**
Rushing	102	125
Passing	149	149
Penalty	22	30
Total Net Yards	**4503**	**4864**
Avg. Per Game	281.4	304.0
Total Plays	994	1,037
Avg. Per Play	4.5	4.7
Net Yards Rushing	**1787**	**2227**
Avg. Per Game	111.7	139.2
Total Rushes	419	560
Net Yards Passing	**2716**	**2637**
Avg. Per Game	169.8	164.8
Sacked/Yards Lost	59/424	41/355
Gross Yards	3,140	2,992
Att./Comp./Pct.	516/293/56.8	436/215/49.3
Had Intercepted	19	10
Punts/Average	**92/37.1**	**83/42.5**
Penalties/Yards	**116/932**	**86/682**
Fumbles/Lost	**25/10**	**40/12**
Touchdowns	**27**	**40**
Rushing	8	17
Passing	17	21
Returns	2	2

SCORE BY PERIOD

	Q1	Q2	Q3	Q4	OT	Pts.
Team	15	79	41	83	0	218
Opponents	82	106	64	99	0	351

SCORING

	TD	R	P	R	PAT	FG	S	Pts.
Lee	0	0	0	0	14/17	8/13	0	38
Green	6	0	6	0	0/0	0/0	0	36
J.T. Smith	6	0	6	0	0/0	0/0	0	36
Mitchell	5	5	0	0	0/0	0/0	0	30
Ferrell	3	0	3	0	0/0	0/0	0	18
Schubert	0	0	0	0	9/10	3/11	0	18
Sikahema	3	0	1	2	0/0	0/0	0	18
Anderson	2	2	0	0	0/0	0/0	0	12
Fox	1	0	1	0	0/0	0/0	0	6
Lomax	1	1	0	0	0/0	0/0	0	6
Team	**27**	**8**	**17**	**2**	**23/27**	**11/24**	**0**	**218**
Opponents	**40**	**17**	**21**	**2**	**37/40**	**24/32**	**1**	**351**

SACKS

A. Baker 10.0, Nunn 7.0, L. Smith 5.0, Galloway 5.0, Bell 4.0, C. Baker 3.5, Clasby 3.0, Noga 2.0.
Team 41.0, Opponents 59.0

RUSHING

	No.	Yds.	Avg.	Long	TD
Mitchell	174	800	4.6	44	5
Ferrell	124	548	4.4	25	0
Anderson	51	156	3.1	14	2
Lomax	35	148	4.2	18	1
Sikahema	16	62	3.9	23	0
Stoudt	7	53	7.6	17	0
Wolfley	8	19	2.4	8	0
Marsh	1	5	5.0	5	0
Green	2	–4	–2.0	1	0
Austin	1	0	0.0	0	0
Team	**419**	**1,787**	**4.3**	**44**	**8**
Opponents	**560**	**2,227**	**4.0**	**54**	**17**

RECEIVING

	No.	Yds.	Avg.	Long	TD
J.T. Smith	80	1,014	12.7	45	6
Ferrell	56	434	7.8	30t	3
Green	42	517	12.3	48t	6
Mitchell	41	276	6.7	24	0
Marsh	25	313	12.5	27	0
T. Johnson	14	203	14.5	39	0
Anderson	10	91	9.1	19	0
Fox	5	59	11.8	38t	1
Sikahema	10	99	9.9	27	1
Tilley	3	51	17.0	18	0
Holman	3	41	13.7	18	0
Wolfley	2	32	16.0	28	0
Sargent	1	8	8.0	8	0
Novacek	1	2	2.0	2	0
Team	**293**	**3,140**	**10.7**	**48t**	**17**
Opponents	**215**	**2,992**	**13.9**	**51**	**21**

INTERCEPTIONS

	No.	Yds.	Avg.	Long	TD
Mack	4	42	10.5	24	0
Washington	2	19	9.5	19	0
Carter	2	12	6.0	11	0
W. Smith	1	35	35.0	35	0
Le. Smith	1	13	13.0	13	0
Team	**10**	**121**	**12.1**	**35**	**0**
Opponents	**19**	**271**	**14.3**	**78t**	**2**

PUNT RETURNS

	Ret.	FC	Yds.	Avg.	Long	TD
Sikahema	43	16	522	12.1	71t	2
J.T. Smith	1	0	6	6.0	6	0
Carter	1	0	0	0.0	0	0
Team	**45**	**16**	**528**	**11.7**	**71t**	**2**
Opponents	**44**	**20**	**296**	**6.7**	**22**	**0**

KICKOFF RETURNS

	No.	Yds.	Avg.	Long	TD
Sikahema	37	847	22.9	44	0
Swanson	10	206	20.6	40	0
Mitchell	6	203	33.8	53	0
Fox	6	161	26.8	38	0
Johnson	3	46	15.3	25	0
Carter	2	21	10.5	14	0
Ferrell	3	41	13.7	27	0
Sargent	2	27	13.5	14	0
Holmes	1	2	2.0	2	0
Wolfley	0	–6	–6.0	–6	0
Team	**70**	**1,548**	**22.1**	**53**	**0**
Opponents	**50**	**886**	**17.7**	**56**	**0**

PUNTING

	No.	Yds.	Avg.	TB	In20	Lg	Blk.
Cater	61	2,271	37.2	4	16	52	1
Arapostathis	30	1,140	38.0	0	5	50	0
Team	**92**	**3,411**	**37.1**	**4**	**21**	**52**	**1**
Opponents	**83**	**3,514**	**42.3**	**10**	**24**	**60**	**0**

FIELD GOALS

	1–19	20–29	30–39	40–49	50+
Lee	0–0	2–3	5–6	1–4	0–0
Schubert	0–0	2–2	0–4	1–5	0–0
Team	**0–0**	**4–5**	**5–10**	**2–9**	**0–0**
Opponents	**0–0**	**5–6**	**9–11**	**9–15**	**0–0**

Lee: (28G, 48N), ( ) (49N, 30N, 27G), (42B), (31G, 47G), (38G, 23G), ( ), (35G, 36G), ( ), (37G), ( ), ( ), ( ), ( ), ( ), ( ).

Schubert: ( ), ( ), ( ), ( ), ( ), ( ), ( ), ( ), ( ), (46N, 20G), (46G), (27G, 31N, 40B, 37N), (35N), (42N, 32N, 46N), ( ).

Opponents: (26G), (42G), (35G), (32G, 42N), (44G, 31G), (23G, 46G), (47N), (44G, 43G, 47G), (30N, 31G), (47G, 36G, 41G), (47G, 28G, 30G), (47N), (30G, 34N, 27G), (33G, 46B, 434N), (26G, 23G), (36G, 47N).

USUAL STARTING LINEUP

Offense

WR ..... J.T. Smith
LT ..... Luis Sharpe
LG ..... Derek Kennard
Ray Brown
C ..... Mike Ruether
Gene Chilton
RG ..... Joe Bostic
RT ..... Lance Smith
Tootie Robbins
TE ..... Doug Marsh
WR ..... Roy Green
QB ..... Neil Lomax
RB ..... Stump Mitchell
FB ..... Earl Ferrell
K ..... John Lee
Eric Schubert

Defense

LE ..... Bob Clasby
NT ..... Mark Duda
David Galloway
RE .... Al 'Bubba' Baker
LOLB ..... Freddie Joe
Nunn
LILB ..... E.J. Junior
RILB ..... Niko Noga
ROLB .... Charlie Baker
LCB .. Lionel Washington
RCB ..... Cedric Mack
Wayne Smith
SS ..... Leonard Smith
FS ..... Lonnie Young
P ..... Greg Cater

NOTES

Long-time Dallas assistant **Gene Stallings** named Cards' head coach … injury-riddled squad manages 4–11–1 mark … rookie 10th-round pick and RB **Vai Sikahema** (return specialist) and FB **Ron Wolfley** (special teams) voted to Pro Bowl … Sikahema ties NFL record with two punt returns for touchdowns (71 and 60 yards) vs. Tampa Bay Dec. 21 … WR **J.T. Smith** sets club single-season mark with 80 pass receptions … just eight weeks removed from back surgery, 49ers quarterback Joe Montana makes spectacular return at Cards' expense, completing 13 of 19 passes for 270 yards and three touchdowns to Jerry Rice in 43–17 win at San Francisco Nov. 9.

FINAL NFC EAST STANDINGS

Team	W	L	T	Pct.	Pts.	OP
N.Y. Giants#	14	2	0	.875	371	236
Washington*	12	4	0	.750	368	296
Dallas	7	9	0	.438	346	337
Philadelphia	5	10	1	.344	256	312
St. Louis	4	11	1	.281	218	315

#Top NFC playoff seed
*Wild-card postseason qualifier

PASSING

	Att.	Comp.	Yds.	Comp. %	Yds./Att.	TD	TD%	Int.	Int. %	Long	Sack/Lost	Rating
Lomax	421	240	2,583	57.0	6.14	13	3.1	12	2.9	48t	52/381	73.4
Stoudt	91	52	542	57.1	5.96	3	3.3	7	7.7	24t	7/43	53.4
Mitchell	3	1	15	33.3	5.00	1	0.0	0	0.0	0	0/0	90.3
Arapostathis	1	0	0	00.0	0.00	0	0.0	0	0.0	0	0/0	39.6
Team	**516**	**293**	**3,140**	**56.8**	**6.09**	**17**	**3.3**	**19**	**3.7**	**48t**	**59/424**	**70.3**
Opponents	**436**	**215**	**2,992**	**49.3**	**6.86**	**21**	**4.8**	**10**	**2.3**	**51**	**41/355**	**78.1**

1987 (7-8)

HEAD COACH GENE STALLINGS (Final season in St. Louis)

Sept. 13	**Dallas**	**W**	**24–13**	**47,241**
Sept. 20	At San Diego	L	24–28	47,998
Sept. 27	Indianapolis (not played)			
Oct. 4	At Washington	L	21–28	27,728
Oct. 11	**New Orleans**	**W**	**24–19**	**11,795**
Oct. 18	At S.F.	L	28–34	38,094
Oct. 25	At N.Y. Giants	L	7–30	74,391
Nov. 1	**Philadelphia**	**L**	**23–28**	**24,586**
Nov. 8	**Tampa Bay**	**W**	**31–28**	**22,449**
Nov. 15	**L.A. Rams**	**L**	**24–27**	**27,730**
Nov. 22	At Philadelphia	W	31–19	55,592
Nov. 29	At Atlanta	W	34–21	15,909
Dec. 6	**Washington**	**L**	**17–34**	**31,324**
Dec. 13	**N.Y. Giants**	**W**	**27–24**	**29,623**
Dec. 20	At Tampa Bay	W	31–14	32,046
Dec. 27	At Dallas	L	16–21	36,788
			362–368	

Home: 4–3 (194,748). Away: 3–5 (328,536).

TEAM STATISTICS

	Cards	Opp.
Total First Downs	**325**	**306**
Rushing	115	116
Passing	189	168
Penalty	21	22
Total Net Yards	**5326**	**5384**
Avg. Per Game	355.1	358.9
Total Plays	1,045	1,023
Avg. Per Play	5.1	5.3
Net Yards Rushing	**1873**	**2001**
Avg. Per Game	124.9	133.4
Total Rushes	462	492
Net Yards Passing	**3453**	**3383**
Avg. Per Game	230.2	225.5
Sacked/Yards Lost	54/397	41/285
Gross Yards	3,850	3,668
Att./Comp./Pct.	529/305/57.7	490/276/56.3
Had Intercepted	15	14
Punts/Average	**70/38.0**	**74/41.2**
Penalties/Yards	**101/797**	**88/718**
Fumbles/Lost	**23/12**	**34/19**
Touchdowns	**46**	**48**
Rushing	15	16
Passing	25	30
Returns	6	2

SCORE BY PERIOD

	Q1	Q2	Q3	Q4	OT	Pts.
Team	67	127	61	107	0	362
Opponents	90	88	103	87	0	368

SCORING

	TD	R	P	R	PAT	FG	S	Pts.
Gallery	0	0	0	0	30/31	9/19	0	57
J. Smith	8	0	8	0	0/0	0/0	0	48
Del Greco St.L.	0	0	0	0	8/9	4/5	0	20
Ferrell	7	7	0	0	0/0	0/0	0	42
Awalt	6	0	6	0	0/0	0/0	0	36
Mitchell	5	3	2	0	0/0	0/0	0	30
Green	4	0	4	0	0/0	0/0	0	24
McAdoo	4	3	0	1	0/0	0/0	0	24
Novacek	3	0	3	0	0/0	0/0	0	18
T. Johnson	2	0	2	0	0/0	0/0	0	12
Staurovsky	0	0	0	0	6/6	1/3	0	9
Garza	1	1	0	0	0/0	0/0	0	6
Jackson	1	0	0	1	0/0	0/0	0	6
N. Noga	1	0	0	1	0/0	0/0	0	6
P. Noga	1	0	0	1	0/0	0/0	0	6
Le. Smith	1	0	0	1	0/0	0/0	0	6
Sikahema	1	0	0	1	0/0	0/0	0	6
Wolfley	1	1	0	0	0/0	0/0	0	6
Team	**46**	**15**	**25**	**6**	**44/46**	**14/27**	**0**	**362**
Opponents	**48**	**16**	**30**	**2**	**45/48**	**11/18**	**1**	**368**

SACKS

Nunn 11.0, Greer 6.0, Clasby 4.5, N. Noga 3.0, Saddler 3.0, Garalczyk 2.5, Junior 2.0, Le. Smith 2.0, Scotts 2.0, Alvord 1.5, Bell 1.0, Galloway 1.0, Mack 1.0, Dulin 0.5.

Team 41.0, Opponents 54.0

RUSHING

	No.	Yds.	Avg.	Long	TD
Mitchell	203	781	3.8	42	3
Ferrell	113	512	4.5	35t	7
McAdoo	53	230	4.3	17	3
Lomax	29	107	3.7	19	0
Sargent	18	90	5.0	16	0
Wolfley	26	87	3.3	8	1
Green	2	34	17.0	26	0
Garza	8	31	3.9	10	1
Ro. Brown	1	9	9.0	9	0
T. Johnson	1	9	9.0	9	0
Cater	2	3	1.5	11	0
Stoudt	1	-2	-2.0	-2	0
Awalt	2	-9	-4.5	-1	0
Halloran	3	-9	-3.0	2	0
Team	**462**	**1,873**	**4.1**	**42**	**15**
Opponents	**492**	**2,001**	**4.1**	**47t**	**16**

RECEIVING

	No.	Yds.	Avg.	Long	TD
J.T. Smith	91	1,117	12.3	38	8
Mitchell	45	397	8.8	39	2
Green	43	731	17.0	57	4
Awalt	42	526	12.5	35	6
Ferrell	23	262	11.4	36	0
Novacek	20	254	12.7	25	3
T. Johnson	15	308	20.5	49t	2
Holmes	11	132	12.0	23	0
Wolfey	8	68	8.5	16	0
Sargent	2	19	9.5	10	0
Ro. Brown	2	16	8.0	9	0
McAdoo	2	12	6.0	6	0
Harris	1	8	8.0	8	0
Team	**305**	**3,850**	**12.6**	**57**	**25**
Opponents	**276**	**3,668**	**13.3**	**88t**	**30**

INTERCEPTIONS

	No.	Yds.	Avg.	Long	TD
Curtis	5	65	13.0	31	0
Mack	2	0	0.0	0	0
P. Noga	1	60	60.0	60t	1
Junior	1	25	25.5	25	0
Bell	1	13	13.0	13	0
Mathis	1	4	4.0	4	0
Carter	1	0	0.0	0	0
Saddler	1	0	0.0	0	0
Young	1	0	0.0	0	0
Team	**14**	**167**	**11.9**	**60t**	**1**
Opponents	**15**	**227**	**15.1**	**63**	**0**

PUNT RETURNS

	Ret.	FC	Yds.	Avg.	Long	TD
Sikahema	44	7	550	12.5	76t	1
Team	**44**	**7**	**550**	**12.5**	**76t**	**1**
Opponents	**36**	**8**	**489**	**13.6**	**81t**	**1**

KICKOFF RETURNS

	No.	Yds.	Avg.	Long	TD
Sikahema	34	761	22.4	50	0
McAdoo	23	444	19.3	30	0
Sargent	3	37	12.3	27	0
Ro. Brown	1	40	40.0	40	0
Ferrell	1	10	10.0	10	0
Holmes	1	25	25.5	25	0
Team	**63**	**1,317**	**20.9**	**50**	**0**
Opponents	**59**	**1,063**	**18.0**	**66**	**0**

PUNTING

	No.	Yds.	Avg.	TB	In20	Lg	Blk.
Horne (St.L.)	24	971	40.5	3	4	51	0
Cater	39	1,470	37.7	2	10	68	1
Royals	6	222	37.0	0	2	46	0
Team	**69**	**2,663**	**38.6**	**5**	**16**	**68**	**1**
Opponents	**74**	**3,049**	**41.2**	**6**	**18**	**63**	**0**

FIELD GOALS

	1–19	20–29	30–39	40–49	50+
Del Greco (G.B)	0–0	1–2	2–4	2–4	0–0
Del Greco (St. L.)	0–0	2–3	2–2	0–0	0–0
Gallery	0–0	4–5	2–7	3–7	0–0
Staurovsky	0–0	1–2	0–0	0–1	0–0
Team	**0–0**	**7–10**	**4–9**	**3–8**	**0–0**
Opponents	**0–0**	**7–7**	**2–3**	**2–6**	**0–2**

Del Greco: G.B. ( ), (32G, 47N), ( ), ( ), ( ), (22G, 37N, 45G), (47N, 36G), (39N, 26N, 47G), ( ) , ( ), ( ), ( ). St. L. (27N), (28G), (32G, 28G, 37G).

Gallery: (23G), (29N, 41N, 38G), ( ), ( ), (32N, 48N), ( ), (31N, 43G), (38N, 31G), (44G), (20G), (39N, 44N, 29G, 29G), (40N, 39N, 48G), ( ), ( ), ( ).

Staurovsky: ( ), ( ), (25N, 41N), (24G), ( ), ( ), ( ), ( ), ( ), ( ), ( ), ( ), ( ), ( ), ( ), ( ).

Opponents: (22G, 29G), (), (37N, 42N), ( ), ( ), (28G, 35G, 32G), (47N, 41N), (53N), 928G, 20G), (44G), ( ), (22G, 40G), (29G, 53N), (49N).

USUAL STARTING LINEUP

Offense		Defense	
WR	J.T. Smith	**LE**	Freddie Joe Nunn
LT	Luis Sharpe	**LT**	Bob Clasby
LG	Todd Peat	**RT**	Steve Alvord
	Joe Bostic		Mark Duda
C	Derek Kennard	**RE**	Curtis Greer
RG	Lance Smith		David Galloway
RT	Tootie Robbins	**LLB**	Anthony Bell
TE	Rob Awalt	**MLB**	Niko Noga
	Jay Novacek	**RLB**	E.J. Junior
WR	Roy Green	**LCB**	Carl Carter
QB	Neil Lomax	**RCB**	Cedric Mack
RB	Stump Mitchell	**SS**	Leonard Smith
FB	Earl Ferrell	**FS**	Lonnie Young
K	Jim Gallery	**P**	Greg Horne

NOTES

Final season in St. Louis … 21–16 loss in season finale at Dallas completes 7–8 record to deprive club of first playoff berth in five seasons … Cards defeat defending Super Bowl champ N.Y. Giants 27–24 in final appearance in Busch Stadium Dec. 13 … players' strike mandates playing three games with replacement rosters … Cards launch greatest fourth-quarter comeback in NFL history in 31–28 win over Tampa Bay Nov. 8, rallying from a 28–3 deficit after three periods … QB **Neil Lomax** completes 10 of 16 passes for 164 and three touchdowns in the fourth quarter as Cards score 28 unanswered points … WR **J.T. Smith** breaks own club mark of 80 pass receptions with league-high 91 catches (1,117 yards) … Ram RB Charles White sets Card opponent record with 213 rushing yards Nov. 15.

FINAL NFC EAST STANDINGS

Team	W	L	T	Pct.	Pts.	OP
Washington	11	4	0	.733	379	285
Dallas	7	8	0	.467	340	348
St. Louis	7	8	0	.467	362	368
Philadelphia	7	8	0	.467	337	380
N.Y. Giants	6	9	0	.400	280	312

PASSING

	Att.	Comp.	Yds.	Comp. %	Yds./Att.	TD	TD%	Int.	Int. %	Long	Sack/Lost	Rating
Lomax	463	275	3,387	59.4	7.32	24	5.2	12	2.6	57	48/350	88.5
Halloran	42	18	263	42.9	6.26	0	0.0	1	2.4	49	5/34	54.0
Garza	20	11	183	55.0	9.15	1	5.0	2	10.0	38t	1/13	63.1
Mitchell	3	1	17	33.3	5.67	0	0.0	0	0.0	17	0/0	53.5
Stoudt	1	0	0	0.0	0.00	0	0.0	0	0.0	0	0/0	39.6
Team	**529**	**305**	**3,850**	**57.6**	**7.27**	**25**	**4.7**	**15**	**2.8**	**57**	**54/397**	**84.4**
Opponents	**490**	**276**	**3,668**	**56.3**	**7.49**	**30**	**6.1**	**14**	**2.9**	**88t**	**41/285**	**88.7**

1988 (7–9)
HEAD COACH GENE STALLINGS
(First season in Arizona)

Sept. 4	At Cincinnati	L	14–21	50,404
Sept. 12	**Dallas**	**L**	**14–17**	**67,139**
Sept. 18	At Tampa Bay	W	30–24	35,034
Sept. 25	**Washington**	**W**	**30–21**	**61,973**
Oct. 2	At L.A. Rams	W	41–27	49,830
Oct. 9	**Pittsburgh**	**W**	**31–14**	**53,278**
Oct. 16	At Washington	L	17–33	54,402
Oct. 23	**Cleveland**	**L**	**21–29**	**61,261**
Oct. 30	At Dallas	W	16–10	42,196
Nov. 6	**San Francisco**	**W**	**24–23**	**64,544**
Nov. 13	**N.Y. Giants**	**W**	**24–17**	**65,324**
Nov. 20	At Houston	L	20–38	43,843
Nov. 27	At Philadelphia	L	21–31	57,918
Dec. 4	At N.Y. Giants	L	7–44	73,438
Dec. 10	**Philadelphia**	**L**	**17–23**	**54,832**
Dec. 18	**Green Bay**	**L**	**17–26**	**44,586**
			344–398	

Home: 4–4 (472,937). Away: 3–5 (407,065).

TEAM STATISTICS

	Cards	Opp.
Total First Downs	**336**	**301**
Rushing	122	110
Passing	195	171
Penalty	19	20
Total Net Yards	**5807**	**5169**
Avg. Per Game	362.9	323.1
Total Plays	1,102	1,014
Avg. Per Play	5.3	5.1
Net Yards Rushing	**2027**	**1925**
Avg. Per Game	126.7	120.3
Total Rushes	480	467
Net Yards Passing	**3780**	**3244**
Avg. Per Game	236.3	202.8
Sacked/Yards Lost	40/411	39/295
Gross Yards	4,191	3,539
Att./Comp./Pct.	562/322/57.3	508/264/52.0
Had Intercepted	19	16
Punts/Average	**80/40.3**	**83/41.1**
Penalties/Yards	**99/790**	**103/770**
Fumbles/Lost	**34/16**	**27/13**
Touchdowns	**44**	**51**
Rushing	15	19
Passing	26	30
Returns	3	2

SCORE BY PERIOD

	Q1	Q2	Q3	Q4	OT	Pts.
Team	67	114	51	112	0	344
Opponents	101	106	84	107	0	398

SCORING

	TD	R	P	R	PAT	FG	S	Pts.
Del Greco	0	0	0	0	42/44	12/21	0	78
Ferrell	9	7	2	0	0/0	0/0	0	54
Green	7	0	7	0	0/0	0/0	0	42
S. Mitchell	5	4	1	0	0/0	0/0	0	30
J.T. Smith	5	0	5	0	0/0	0/0	0	30
Awalt	4	0	4	0	0/0	0/0	0	24
Novacek	4	0	4	0	0/0	0/0	0	24
Jordan	3	3	0	0	0/0	0/0	0	18
Jones	3	0	3	0	0/0	0/0	0	18
Junior	1	0	0	1	0/0	0/0	0	6
Lomax	1	1	0	0	0/0	0/0	0	6
Mack	1	0	0	1	0/0	0/0	0	6
Saddler	1	0	0	1	0/0	0/0	0	6
Harvey	0	0	0	0	0/0	0/0	1	2
Team	**44**	**15**	**26**	**3**	**42/44**	**12/21**	**3**	**344**
Opponents	**51**	**19**	**30**	**2**	**47/51**	**13/22**	**3**	**398**

SACKS

Nunn 14, Harvey 6, Clasby 5, Alvord 2, Galloway 2, Junior 2, Mc Donald 2, Saddler 2, Bell 1, Curtis 1, Hunley 1, Noga 1.

Team 39, Opponents 60.

RUSHING

	No.	Yds.	Avg.	Long	TD
Ferrell	202	924	4.6	47	7
S. Mitchell	164	726	4.4	47	4
Jordan	61	160	2.6	12	3
Stoudt	14	57	4.1	14	0
Lomax	17	55	3.2	13	1
Wolfley	9	43	4.8	20	0
Horne	3	20	6.7	20	0
J.T. Smith	1	15	15.0	15	0
Novacek	1	10	10.0	10	0
Del Greco	1	8	8.0	8	0
Jeffery	3	8	2.7	9	0
Green	4	1	0.3	18	0
Team	**480**	**2,027**	**4.2**	**47**	**15**
Opponents	**467**	**1,925**	**4.1**	**52**	**19**

RECEIVING

	No.	Yds.	Avg.	Long	TD
J. Smith	83	986	11.9	29	5
Green	68	1,097	16.1	52	7
Awalt	39	454	11.6	52t	4
Novacek	38	569	15.0	42t	4
Ferrell	38	315	8.3	30	2
S. Mitchell	25	214	8.6	28	1
Jones	23	496	21.6	93t	3
Jordan	4	24	6.0	12	0
Wolfley	2	11	5.5	8	0
Moore	1	15	15.0	15	0
Holmes	1	10	10.0	10	0
Team	**322**	**4,191**	**13.0**	**93t**	**26**
Opponents	**264**	**3,539**	**13.4**	**61t**	**30**

INTERCEPTIONS

	No.	Yds.	Avg.	Long	TD
Mack	3	33	11.0	12	0
Carter	3	0	0.0	0	0
McDonald	2	11	5.5	11	0
Lyles	2	0	0.0	0	0
Curtis	1	18	18.0	18	0
Le. Smith	1	15	15.0	15	0
Clasby	1	7	7.0	7	0
Junior	1	2	2.0	2	0
Young	1	2	2.0	2	0
R. Mitchell	1	0	0.0	0	0
Team	**16**	**88**	**5.5**	**18**	**0**
Opponents	**19**	**264**	**13.9**	**39**	**0**

PUNT RETURNS

	Ret.	FC	Yds.	Avg.	Long	TD
Sikahema	33	8	341	10.3	28	0
J. Smith	17	2	119	7.0	15	0
Hunley	1	0	3	3.0	3	0
McAdoo	1	0	0	0.0	0	0
McDonald	0	1	0	0.0	0	0
Team	**52**	**11**	**463**	**8.9**	**28**	**0**
Opponents	**41**	**11**	**416**	**10.1**	**63t**	**1**

KICKOFF RETURNS

	No.	Yds.	Avg.	Long	TD
Sikahema	23	475	20.7	39	0
McAdoo (TB)	13	311	23.9	32	0
McAdoo	9	203	22.6	32	0
Jones	11	147	13.4	22	0
S. Mitchell	10	221	22.1	41	0
Clark	2	10	5.0	7	0

KICKOFF RETURNS (CONT.)

	No.	Yds.	Avg.	Long	TD
Ferrell	2	25	12.5	14	0
Jeffery	1	11	11.0	11	0
Phillips	1	4	4.0	4	0
Schillinger	1	10	10.0	10	0
Team	**60**	**1,106**	**18.4**	**41**	**0**
Opponents	**65**	**1,379**	**21.2**	**92t**	**1**

PUNTING

	No.	Yds.	Avg.	TB	In20	Lg	Blk.
Horne	79	3,228	40.9	-9	16	66	1
Team	**80**	**3,228**	**40.3**	**9**	**16**	**66**	**1**
Opponents	**83**	**3,414**	**41.1**	**10**	**18**	**62**	**0**

FIELD GOALS

	1–19	20–29	30–39	40–49	50+
Del Greco	1–1	4–6	3–3	3–9	1–2
Team	**1–1**	**4–6**	**3–3**	**3–9**	**1–2**
Opponents	**0–0**	**5–6**	**4–5**	**4–11**	**0–0**

Del Greco: (58N), (40N), (47G, 37G, 47N, 23G), ( ), (43G, 51G), (19G), (38G, 47N, 47N), (), (32G), (24G), (28G), ( ), (44N, 28N, ( ), (40G, 48N), (20G, 20N).

Opponents: (42N), (47G, 49N), (34G, 47N), (44N), (25N), (47N), (20G), (46G, 23G), (39G), (42G, 27G, 30G), (39N, 40G), (39N, 40G), (46N, 37G), (28G), (21G), ( ), (49N).

USUAL STARTING LINEUP

Offense

WR ..... J.T. Smith
LT ..... Luis Sharpe
LG ..... Todd Peat
C ..... Derek Kennard
RG ..... Lance Smith
RT ..... Tootie Robbins
TE ..... Rob Awalt
WR ..... Roy Green
QB ..... Neil Lomax
RB ..... Stump Mitchell
FB ..... Earl Ferrell
K ..... Al Del Greco

Defense

LE ..... Rod Saddler
David Galloway
LT ..... Bob Clasby
RT ..... Rod Saddler
Steve Alvord
RE .. Freddie Joe Nunn
LLB ..... Anthony Bell
MLB ..... Niko Noga
RLB ..... E.J. Junior
LCB ..... Carl Carter
RCB ..... Cedric Mack
SS ..... Tim McDonald
FS ..... Lonnie Young
P ..... Greg Horne

NOTES

After 18 seasons in St. Louis (1960–87), Cards relocate to Arizona to play in Sun Devil Stadium at Arizona State University … Hall of Famer **Larry Wilson** named vice president and general manager … victories over three most recent Super Bowl champions—N.Y. Giants, Washington, and San Francisco—and 7–4 start (best since 1976) overshadowed by five consecutive losses to end season … signature victory by overcoming 23–0 third-quarter deficit to down San Francisco 24–23 on a touchdown pass from QB **Neil Lomax** to WR **Roy Green** with three seconds left … a national "Monday Night Football" audience and capacity Sun Devil Stadium crowd witness the Cards' inaugural regular-season game in Arizona, a 17–14 Dallas victory … Cards gain first home victory in new venue with 30–21 upset of defending Super Bowl champion Washington Sept. 25.

FINAL NFC EAST STANDINGS

Team	W	L	T	Pct.	Pts.	OP
Philadelphia	10	6	0	.625	379	319
N.Y. Giants	10	6	0	.625	359	304
Washington	7	9	0	.438	345	387
Phoenix	7	9	0	.438	344	398
Dallas	3	13	0	.188	265	381

PASSING

	Att.	Comp.	Yds.	Comp. %	Yds./Att.	TD	TD%	Int.	Int. %	Long	Sack/Lost	Rating
Lomax	443	255	3,395	57.6	7.66	20	4.5	11	2.5	93t	46/315	86.7
Stoudt	113	63	747	55.8	6.61	6	5.3	8	7.1	52t	13/85	64.3
Tupa	6	4	49	66.7	8.17	0	0.0	0	0.0	22	1/11	91.7
Team	**562**	**322**	**4,191**	**57.3**	**7.46**	**26**	**4.6**	**19**	**3.4**	**93t**	**60/411**	**82.2**
Opponents	**508**	**264**	**3,539**	**52.0**	**6.97**	**30**	**5.9**	**16**	**3.1**	**61t**	**39/295**	**81.0**

1989 (5-11)

HEAD COACH GENE STALLINGS (11 GAMES)
HEAD COACH HANK KUHLMANN (5 GAMES)

Sept. 10	At Detroit	W	16–13	36,735
Sept. 17	At Seattle	W	34–24	60,444
Sept. 24	At N.Y. Giants	L	7–35	75,742
Oct. 1	**San Diego**	**L**	**13–24**	**44,201**
Oct. 8	At Washington	L	28–30	53,335
Oct. 15	**Philadelphia**	**L**	**5–17**	**42,620**
Oct. 22	**Atlanta**	**W**	**34–20**	**33,894**
Oct. 29	At Dallas	W	19–10	44,431
Nov. 5	**N.Y. Giants**	**L**	**13–20**	**46,588**
Nov. 12	**Dallas**	**W**	**24–20**	**49,657**
Nov. 19	At L.A. Rams	L	14–37	53,176
Nov. 26	**Tampa Bay**	**L**	**13–14**	**33,297**
Dec. 3	**Washington**	**L**	**10–29**	**38,870**
Dec. 10	At L.A. Raiders	L	14–16	41,785
Dec. 17	**Denver**	**L**	**0–37**	**56,071**
Dec. 24	At Philadelphia	L	14–31	43,287
			258–377	

Home: 2–6 (345,198). Away: 3–5 (408,935).

TEAM STATISTICS

	Cards	Opp.
Total First Downs	**263**	**329**
Rushing	83	113
Passing	157	185
Penalty	22	31
Total Net Yards	**4641**	**5877**
Avg. Per Game	290.1	367.3
Total Plays	986	1,100
Avg. Per Play	4.7	5.3
Net Yards Rushing	**1361**	**2302**
Avg. Per Game	85.1	143.9
Total Rushes	407	539
Net Yards Passing	**3280**	**3575**
Avg. Per Game	205.0	223.4
Sacked/Yards Lost	56/379	30/219
Gross Yards	3,659	3,794
Att./Comp./Pct.	523/279/53.3	531/286/53.9
Had Intercepted	30	16
Punts/Average	**82/43.6**	**76/41.5**
Penalties/Yards	**113/856**	**106/916**
Fumbles/Lost	**24/14**	**18/11**
Touchdowns	**29**	**41**
Rushing	10	12
Passing	17	24
Returns	2	5

SCORE BY PERIOD

	Q1	Q2	Q3	Q4	OT	Pts.
Team	43	76	51	88	0	258
Opponents	68	99	90	120	0	377

SCORING

	TD	R	P	R	PAT	FG	S	Pts.
Del Greco	0	0	0	0	28/29	18/26	0	82
Green	7	0	7	0	0/0	0/0	0	42
Ferrell	6	6	0	0	0/0	0/0	0	36
J.T. Smith	5	0	5	0	0/0	0/0	0	30
Jones	3	0	3	0	0/0	0/0	0	18
Jordan	2	2	0	0	0/0	0/0	0	12
Hogeboom	1	1	0	0	0/0	0/0	0	6
Holmes	1	0	1	0	0/0	0/0	0	6
McDonald	0	0	0	1	0/0	0/0	0	6
Novacek	1	0	1	0	0/0	0/0	0	6
Wolfey	1	1	0	0	0/0	0/0	0	6
Zordich	0	0	0	1	0/0	0/0	0	6
Wilson	0	0	0	0	0/0	0/0	1	2
Team	**27**	**10**	**17**	**2**	**28/29**	**18/26**	**1**	**258**
Opponents	**36**	**12**	**24**	**5**	**40/41**	**29/40**	**2**	**377**

SACKS

Harvey 7.0, Galloway 5.5, Nunn 5.0, Saddler 3.5, Bell 2.0, Clasby 2.0, Hill 1.0, Mack 1.0, Wahler 1.0, Wilson 1.0, Zordich 1.0.
Team 30.0, Opponents 56.0

RUSHING

	No.	Yds.	Avg.	Long	TD
Ferrell	149	502	3.4	44t	6
Jordan	83	211	2.5	15	2
S. Mitchell	43	165	3.8	14	0
Sikahema	38	145	3.8	27	0
Hogeboom	27	89	3.3	15	1
Tupa	15	75	5.0	13	0
Clark	10	42	4.2	9	0
Wolfey	13	36	2.8	5t	1
Baker	20	31	1.6	6	0
Rosenbach	6	26	4.3	8	0
J.T. Smith	2	21	10.5	11	0
Jones	1	18	18.0	18	0
Team	**407**	**1,361**	**3.3**	**44t**	**10**
Opponents	**539**	**2,302**	**4.3**	**51**	**12**

RECEIVING

	No.	Yds.	Avg.	Long	TD
J.T. Smith	62	778	12.5	31	5
Jones	45	838	18.6	72t	3
Green	44	703	16.0	59t	7
Awalt	33	360	10.9	28	0
Sikahema	23	245	10.7	37	0
Novacek	23	225	9.8	30	1
Ferrell	18	122	6.8	25	0
Holmes	13	271	20.8	77t	1
Jordan	6	20	3.3	8	0
Wolfey	5	38	7.6	22	0
Baker	2	18	9.0	9	0
McConkey	2	18	9.0	10	0
S. Mitchell	1	10	10.0	10	0
Usher	1	8	8.0	8	0
Reeves	1	5	5.0	5	0
Team	**279**	**3,659**	**13.1**	**77t**	**17**
Opponents	**286**	**3,794**	**13.3**	**75t**	**24**

INTERCEPTIONS

	No.	Yds.	Avg.	Long	TD
McDonald	7	170	24.3	53t	1
Mack	4	15	3.8	9	0
Downs	1	37	37.0	37	0
Young	1	32	32.0	32	0
Zordich	1	16	16.0	16t	1
Wahler	1	5	5.0	5	0
Carter	1	0	0.0	0	0
Team	**16**	**275**	**17.2**	**53t**	**2**
Opponents	**30**	**327**	**10.9**	**59t**	**3**

PUNT RETURNS

	Ret.	FC	Yds.	Avg.	Long	TD
Sikahema	37	13	433	11.7	53	0
Usher(Phx.)	1	0	10	10.0	10	0
Jones	1	0	13	13.0	13	0
McConkey	1	0	13	13.0	13	0
Team	**40**	**13**	**469**	**11.7**	**53**	**0**
Opponents	**46**	**18**	**371**	**8.1**	**20**	**0**

KICKOFF RETURNS

	No.	Yds.	Avg.	Long	TD
Sikahema	43	874	20.3	52	0
Usher(S.D./Phx.)	27	506	18.7	33	0
Usher(Phx.)	17	347	20.4	33	0
Baker	11	245	22.3	33	0
Jones	7	124	17.7	27	0
McConkey	2	40	20.0	21	0
Carr	1	15	15.0	15	0
Clark	1	0	0.0	0	0

KICKOFF RETURNS (CONT.)

	No.	Yds.	Avg.	Long	TD
Reeves	1	5	5.0	5	0
Team	**83**	**1,650**	**19.9**	**52**	**0**
Opponents	**57**	**1,193**	**20.9**	**49**	**0**

PUNTING

	No.	Yds.	Avg.	Net	TB	In20	Lg	Blk.
Tupa	6	280	46.7	39.8	0	2	51	0
Camarillo	76	3,298	43.4	37.5	6	21	58	0
Team	**82**	**3,578**	**43.6**	**37.6**	**6**	**23**	**58**	**0**
Opponents	**76**	**3,155**	**41.5**	**33.8**	**6**	**22**	**64**	**1**

FIELD GOALS

	1–19	20–29	30–39	40–49	50+
Del Greco	0–0	7–7	5–6	5–11	1–2
Team	**0–0**	**7–7**	**5–6**	**5–11**	**1–2**
Opponents	**0–0**	**9–9**	**17–19**	**3–11**	**0–1**

Del Greco: (29G, 23G, 33G) ( ), (47N), (36G, 33G), ( ), (41G), (50G, 22G), (40G, 25G, 31G, 42G), (37G, 42N, 46G), (44N, 41N, 45G), ( ), (21G, 28G, 47N), (50N, 27G), ( ) ( ) (39N, 45N).
Opponents: (30G, 23G), (48N, 39G), (50N, 22G, 38G, 32G, 32G), (37G), (22G, 32G, 42N, 37G), (40N, 42G), (43N, 37G, 37G), (31N, 37G), (47N), (32G, 29G), (27G, 23G, 40G), ( ), (29G, 23G), (42N, 49N, 25G, 30G, 42N, 48G), (38G, 33G, 35G), (34N, 39G).

USUAL STARTING LINEUP

Offense
WR.....J.T. Smith
LT.....Luis Sharpe
LG.....Mike Zandofsky
Joe Wolf
C.....Derek Kennard
RG.....Lance Smith
RT.....Tootie Robbins
Joe Wolf
TE.....Rob Awalt
WR.....Roy Green
QB....Gary Hogeboom
RB.....Tony Jordan
Stump Mitchell
FB.....Earl Ferrell
K.....Al Del Greco

Defense
LE...Freddie Joe Nunn
LT.....Rod Saddler
RT.....Jim Wahler
RE.....David Galloway
Karl Wilson
LLB.....Anthony Bell
MLB.....Eric Hill
RLB.....Ken Harvey
LCB.....Cedric Mack
RCB.....Carl Carter
SS.....Tim McDonald
FS....Michael Zordich
Lonnie Young
P.....Rich Camarillo

NOTES

After a 2–0 start and 5–5 mark after 10 games, Head Coach **Gene Stallings** resigns after 37–14 loss to L.A. Rams dips Cards' slate to 5–6 … Cards lose next five games under interim head coach **Hank Kuhlmann** … QB **Neil Lomax** forced to sidelines for entire season due to career-ending arthritic condition in left hip … only four Cardinals start all 16 games as 21 players who started at least one game miss playing time … Cards sweep first season series against Cowboys since 1970 with 19–10 win at Dallas and 24–20 victory in Arizona … FB **Ron Wolfley** named to unprecedented fourth consecutive Pro Bowl for kamikaze-like play on special teams.

FINAL NFC EAST STANDINGS

Team	W	L	T	Pct.	Pts.	OP
N.Y. Giants	12	4	0	.750	348	252
Philadelphia*	11	5	0	.688	342	274
Washington	10	6	0	.625	386	308
Phoenix	5	11	0	.313	258	377
Dallas	1	15	0	.063	204	393

*Wild-card playoff qualifier

PASSING

	Att.	Comp.	Yds.	Comp. %	Yds./Att.	TD	TD%	Int.	Int. %	Long	Sack/Lost	Rating
Hogeboom	364	204	2,591	56.0	7.12	14	3.8	19	5.2	59t	40/266	69.5
Tupa	134	65	973	48.5	7.26	3	2.2	9	6.7	77t	14/94	52.2
Rosenbach	22	9	95	40.9	4.32	0	0.0	1	4.5	24	2/19	35.2
Awalt	1	0	0	0.0	0.00	0	0.0	1	100.0	0	0/0	0.0
Camarillo	1	1	0	100.0	0.00	0	0.0	0	0.0	0	0/0	79.2
Sikahema	1	0	0	0.0	0.00	0	0.0	0	0.0	0	0/0	39.6
Team	**523**	**279**	**3,659**	**53.3**	**7.00**	**17**	**3.3**	**30**	**5.7**	**77t**	**56/379**	**62.6**
Opponents	**531**	**286**	**3,794**	**53.9**	**7.15**	**24**	**4.5**	**16**	**3.0**	**75t**	**30/219**	**79.2**

1990 (5-11)

HEAD COACH JOE BUGEL

Sept. 9	At Washington	L	0–31	52,649
Sept. 16	At Philadelphia	W	23–21	64,396
Sept. 23	At New Orleans	L	7–28	61,110
Sept. 30	**Washington**	**L**	**10–38**	**49,303**
Oct. 7	Open Date			
Oct. 14	**Dallas**	**W**	**20–3**	**45,235**
Oct. 21	At N.Y. Giants	L	19–20	76,518
Oct. 28	**Chicago**	**L**	**21–31**	**71,233**
Nov. 4	At Miami	L	3–23	54,924
Nov. 11	At Buffalo	L	14–45	74,904
Nov. 18	**Green Bay**	**L**	**21–24**	**46,878**
Nov. 25	**New England**	**W**	**34–14**	**30,110**
Dec. 2	**Indianapolis**	**W**	**20–17**	**31,885**
Dec. 9	At Atlanta	W	24–13	36,222
Dec. 16	At Dallas	L	10–41	60,190
Dec. 23	**N.Y. Giants**	**L**	**21–24**	**41,212**
Dec. 29	**Philadelphia**	**L**	**21–23**	**31,796**
			268–396	

Home: 3–5 (347,652). Away: 2–6 (480,913).

TEAM STATISTICS

	Cards	Opp.
Total First Downs	**270**	**306**
Rushing	115	140
Passing	135	146
Penalty	20	20
Total Net Yards	**4742**	**5216**
Avg. Per Game	296.4	326.0
Total Plays	935	959
Avg. Per Play	5.1	5.4
Net Yards Rushing	**1912**	**2318**
Avg. Per Game	119.5	144.9
Total Rushes	452	521
Net Yards Passing	**2833**	**2898**
Avg. Per Game	177.1	181.1
Sacked/Yards Lost	43/285	36/232
Gross Yards	3,118	3,130
Att./Comp./Pct.	439/238/54.2	402/233/58.0
Had Intercepted	18	16
Punts/Average	**67/42.8**	**63/43.6**
Penalties/Yards	**96/883**	**96/834**
Fumbles/Lost	**25/14**	**28/11**
Touchdowns	**31**	**50**
Rushing	13	20
Passing	16	29
Returns	2	1

SCORE BY PERIOD

	Q1	Q2	Q3	Q4	OT	Pts.
Team	27	81	65	95	0	268
Opponents	88	113	79	116	0	396

SCORING

	TD	R	P	R	PAT	FG	S	Pts.
Del Greco	0	0	0	0	31/31	17/27	0	82
Johnson	5	5	0	0	0/0	0/0	0	30
Green	4	0	4	0	0/0	0/0	0	24
Jones	4	0	4	0	0/0	0/0	0	24
Proehl	4	0	4	0	0/0	0/0	0	24
Thompson	4	4	0	0	0/0	0/0	0	24
Rosenbach	3	3	0	0	0/0	0/0	0	18
Flagler	2	1	1	0	0/0	0/0	0	12
J.T. Smith	2	0	2	0	0/0	0/0	0	12
Turner	2	0	0	2	0/0	0/0	0	12
Sharpe	1	0	1	0	0/0	0/0	0	6
Team	**31**	**13**	**16**	**2**	**31/31**	**17/27**	**0**	**268**
Opponents	**50**	**20**	**29**	**1**	**48/50**	**16/20**	**0**	**396**

SACKS

Harvey 10.0, Nunn 9.0, Saddler 4.0, Bell 3.0, Jax 3.0, Wahler 2.5, Hill 1.5, Hairston 1.0, Mack 1.0, Osborne 1.0.

Team 36.0, Opponents 43.0

RUSHING

	No.	Yds.	Avg.	Long	TD
Johnson	234	926	4.0	41	5
Rosenbach	86	470	5.5	25	3
Thompson	106	390	3.7	40	4
Flagler	13	85	6.5	29t	1
Jones	4	33	8.3	15	0
Sikahema	3	8	2.7	4	0
Proehl	1	4	4.0	4	0
J.T. Smith	1	4	4.0	4	0
Wolfley	2	3	1.5	2	0
Tupa	1	0	0.0	0	0
Camarillo	1	–11	–11.0	–11	0
Team	**452**	**1,912**	**4.2**	**41**	**13**
Opponents	**521**	**2,318**	**4.4**	**43**	**20**

RECEIVING

	No.	Yds.	Avg.	Long	TD
Proehl	56	802	14.3	45t	4
Green	53	797	15.0	54	4
Jones	43	724	16.8	68t	4
Johnson	25	241	9.6	35	0
J.T. Smith	18	225	12.5	45t	2
Reeves	18	126	7.0	16	0
Flagler	13	130	10.0	21	1
Sikahema	7	51	7.3	13	0
Thompson	2	11	5.5	6	0
Jorden	2	10	5.0	6	0
Sharpe	1	1	1.0	1t	1
Team	**238**	**3,118**	**13.1**	**68t**	**16**
Opponents	**233**	**3,130**	**13.4**	**67t**	**29**

INTERCEPTIONS

	No.	Yds.	Avg.	Long	TD
McDonald	4	63	15.8	38	0
Taylor	3	50	16.7	34	0
Mack	2	53	26.5	39	0
Young	2	8	4.0	5	0
Jax	2	5	2.5	4	0
Turner	1	70	70.0	47t	2
Zordich	1	25	25.0	25	0
Bell	1	0	0.0	0	0
Team	**16**	**274**	**17.1**	**47t**	**2**
Opponents	**18**	**201**	**11.2**	**57t**	**1**

PUNT RETURNS

	Ret.	FC	Yds.	Avg.	Long	TD
Sikahema	36	6	306	8.5	20	0
J.T. Smith	3	0	34	11.3	16	0
Proehl	1	1	2	2.0	2	0
Team	**40**	**7**	**342**	**8.6**	**20**	**0**
Opponents	**41**	**11**	**258**	**6.3**	**27**	**0**

KICKOFF RETURNS

	No.	Yds.	Avg.	Long	TD
Sikahema	27	544	20.1	32	0
Centers	16	272	17.0	26	0
Flagler	10	167	16.7	27	0
Proehl	4	53	13.3	15	0
Jax	2	17	8.5	9	0
Green	1	15	15.0	15	0
Team	**60**	**1,068**	**17.8**	**32**	**0**
Opponents	**56**	**1,060**	**18.9**	**39**	**0**

PUNTING

	No.	Yds.	Avg.	Net	TB	In20	Lg	Blk.
Camarillo	67	2,865	42.8	37.4	5	16	63	0
Team	**67**	**2,865**	**42.8**	**37.4**	**5**	**16**	**63**	**0**
Opponents	**63**	**2,747**	**43.6**	**36.3**	**6**	**16**	**60**	**0**

FIELD GOALS

	1–19	20–29	30–39	40–49	50+
Del Greco	1–1	4–4	7–10	3–6	2–6
Team	**1–1**	**4–4**	**7–10**	**3–6**	**2–6**
Opponents	**2–2**	**7–7**	**3–3**	**4–6**	**0–2**

Del Greco: ( ), ( ), (25G, 50G, 42G), (37N, 52N), (32G), (28G, 28G), (39G, 18G, 34G, 45G), (36N), (52N, 44G), ( ), (58N), (50N, 29G, 50G), (32G, 39G), (37G, 40N, 48N), (38G), (47N, 30N).

Opponents: (29G), ( ), ( ), (45N, 26G), (37G), (34G, 56N, 40G), (33G), (19G, 21G, 19G), (25G), (21G), ( ), (49G, 52N), (42G, 24G), ( ), (27G, 48N), (44G).

USUAL STARTING LINEUP

Offense		Defense	
WR	J.T. Smith	**LE**	Freddie Joe Nunn
	Ernie Jones	**NG**	Jim Wahler
LT	Luis Sharpe	**RE**	Rod Saddler
LG	Derek Kennard	**LOLB**	Anthony Bell
C	Bill Lewis	**LILB**	Garth Jax
RG	Lance Smith	**RILB**	Eric Hill
RT	Tootie Robbins	**ROLB**	Ken Harvey
TE	Walter Reeves	**LCB**	Jay Taylor
WR	Roy Green	**RCB**	Cedric Mack
QB	Timm Rosenbach	**SS**	Tim McDonald
H-B	Tim Jorden	**FS**	Lonnie Young
RB	Johnny Johnson	**P**	Rich Camarillo
K	Al Del Greco		

NOTES

Long-time Washington Redskin offensive line coach **Joe Bugel** named head coach … team moves into 94,000-square-foot training facility in south Tempe, Arizona … despite Cards' 5–11 mark, rookie RB **Johnny Johnson** earns Pro Bowl berth and second-year QB **Timm Rosenbach** takes all 1,001 snaps from center … new WR **Ricky Proehl** catches 56 passes to become first rookie to lead Cards in receiving in 40 years … franchise-record crowd of 71,233 sees Cards fall 31–21 to Chicago Bears on Oct. 28 … WR **Roy Green** becomes club's franchise leader with career total of 522 pass receptions for 8,497 yards.

FINAL NFC EAST STANDINGS

Team	W	L	T	Pct.	Pts.	OP
N.Y. Giants	13	3	0	.813	335	211
Philadelphia*	10	6	0	.625	396	299
Washington*	10	6	0	.625	381	301
Dallas	7	9	0	.438	244	308
Phoenix	5	11	0	.313	268	396

*Wild-card playoff qualifiers

PASSING

	Att.	Comp.	Yds.	Comp. %	Yds./Att.	TD	TD%	Int.	Int. %	Long	Sack/Lost	Rating
Rosenbach	437	237	3,098	54.2	7.09	16	3.7	17	3.9	68t	43/285	72.8
Green	1	1	20	100.0	20.00	0	0.0	0	0.0	20	0/0	118.8
Johnson	1	0	0	0.0	0.00	0	0.0	1	100.0	0	0/0	0.0
Team	**439**	**238**	**3,118**	**54.2**	**7.10**	**16**	**3.6**	**18**	**4.1**	**68t**	**43/285**	**71.9**
Opponents	**402**	**233**	**3,130**	**58.0**	**7.79**	**29**	**7.2**	**16**	**4.0**	**67t**	**36/232**	**90.3**

1991 (4-12)
HEAD COACH JOE BUGEL

Sept. 1	At L.A. Rams	W	24–14	47,069
Sept. 8	At Philadelphia	W	26–10	63,818
Sept. 15	At Washington	L	0–34	54,662
Sept. 22	**Dallas**	**L**	**9–17**	**68,814**
Sept. 29	**New England**	**W**	**24–10**	**26,043**
Oct. 6	At N.Y. Giants	L	9–20	75,891
Oct. 13	At Minnesota	L	7–34	51,209
Oct. 20	**Atlanta**	**W**	**16–10**	**29,804**
Oct. 27	**Minnesota**	**L**	**0–28**	**45,447**
Nov. 3	At Dallas	L	7–27	61,190
Nov. 10	**N.Y. Giants**	**L**	**14–21**	**50,048**
Nov. 17	At S.F.`	L	10–14	50,180
Nov. 24	**Philadelphia**	**L**	**14–34**	**32,568**
Dec. 1	Open Date			
Dec. 8	**Washington**	**L**	**14–20**	**48,373**
Dec. 15	At Denver	L	19–24	74,098
Dec. 22	**New Orleans**	**L**	**3–27**	**30,928**
			196–344	

Home: 2–6 (332,025). Away 2–6 (478,117).

TEAM STATISTICS

	Cards	Opp.
Total First Downs	**237**	**301**
Rushing	73	132
Passing	143	156
Penalty	21	13
Total Net Yards	**3962**	**5052**
Avg. Per Game	247.6	315.8
Total Plays	926	965
Avg. Per Play	4.3	5.2
Net Yards Rushing	**1295**	**2136**
Avg. Per Game	80.9	133.5
Total Rushes	391	493
Net Yards Passing	**2667**	**2916**
Avg. Per Game	166.7	182.3
Sacked/Yards Lost	43/372	25/153
Gross Yards	3,039	3,069
Att./Comp./Pct.	492/254/51.6	447/268/60.0
Had Intercepted	25	17
Punts/Average	**77/44.7**	**71/45.2**
Penalties/Yards	**78/661**	**94/734**
Fumbles/Lost	**31/14**	**37/21**
Touchdowns	**19**	**43**
Rushing	6	27
Passing	10	12
Returns	3	4

SCORE BY PERIOD

	Q1	Q2	Q3	Q4	OT	Pts.
Team	43	68	32	53	0	196
Opponents	93	87	84	80	0	344

SCORING

	TD	R	P	R	PAT	FG	S	Pts.
G. Davis	0	0	0	0	19/19	21/30	0	82
Johnson	6	4	2	0	0/0	0/0	0	36
E. Jones	4	0	4	0	0/0	0/0	0	24
Proehl	2	0	2	0	0/0	0/0	0	12
E. Hill	0	0	0	1	0/0	0/0	0	6
R. Hill	1	0	1	0	0/0	0/0	0	6
Lynch	0	0	0	1	0/0	0/0	0	6
Saddler	0	0	0	1	0/0	0/0	0	6
Thompson	1	1	0	0	0/0	0/0	0	6
Tupa	1	1	0	0	0/0	0/0	0	6
W. Williams	1	0	1	0	0/0	0/0	0	6
Team	**16**	**6**	**10**	**3**	**19/19**	**21/30**	**0**	**196**
Opponents	**39**	**27**	**12**	**4**	**41/43**	**15/23**	**0**	**344**

SACKS

Harvey 9, Nunn 7, Swann 4, Faulkner 2, Braxton 1, E.Hill 1, Wahler 1.
Team 25, Opponents 43

RUSHING

	No.	Yds.	Avg.	Long	TD
Johnson	196	666	3.4	21	4
Thompson	126	376	3.0	22	1
Chandler	26	111	4.3	12	0
Chandler(Phx)	8	32	4.0	12	0
Tupa	28	97	3.5	17	1
Centers	14	44	3.1	8	0
E. Jones	5	24	4.8	9	0
Gelbaugh	9	23	2.6	13	0
Proehl	3	21	7.0	17	0
Flagler	1	7	7.0	7	0
Kupp	1	5	5.0	5	0
Team	**391**	**1,295**	**3.3**	**22**	**6**
Opponents	**493**	**2,136**	**4.3**	**60t**	**27**

RECEIVING

	No.	Yds.	Avg.	Long	TD
E. Jones	61	957	15.7	53	4
Proehl	55	766	13.9	62t	2
R. Hill	43	495	11.5	31t	1
Johnson	29	225	7.8	51t	2
Centers	19	176	9.3	23	0
Jorden	15	127	8.5	19	0
Jackson	8	108	13.5	30	0
Flagler	8	85	10.6	17	0
Reeves	8	45	5.6	13	0
Thompson	7	52	7.4	14	0
W.Williams	1	3	3.0	3t	1
Team	**254**	**3,039**	**12.0**	**62t**	**10**
Opponents	**268**	**3,069**	**11.5**	**43**	**12**

INTERCEPTIONS

	No.	Yds.	Avg.	Long	TD
McDonald	4	63	15.8	38	0
A. Williams	6	60	10.0	32	0
McDonald	5	36	7.2	13	0
Lynch	3	59	19.7	35t	1
Zordich	1	27	27.0	27	0
Duerson	1	5	5.0	5	0
Fain (Cin-Phx.)	1	1	1.0	1	0
Fain (Phx.)	0	0	0	0	0
Patterson	1	0	0.0	0	0
Team	**17**	**187**	**11.0**	**35t**	**1**
Opponents	**25**	**399**	**16.0**	**79**	**1**

PUNT RETURNS

	Ret.	FC	Yds.	Avg.	Long	TD
Jackson	31	3	244	7.9	19	0
Centers	5	2	30	6.0	12	0
Proehl	4	0	26	6.5	14	0
Edwards	1	1	7	7.0	7	0
Team	**41**	**6**	**307**	**7.5**	**19**	**0**
Opponents	**48**	**12**	**313**	**6.5**	**24**	**0**

KICKOFF RETURNS

	No.	Yds.	Avg.	Long	TD
Centers	16	330	20.6	39	0
Edwards	13	261	20.1	36	0
Flagler	12	208	17.3	32	0
R. Hill(Miami)	9	146	16.2	33	0
R. Hill (Phx.)	8	113	14.1	25	0
Jackson	2	41	20.5	21	0
Lomack	1	19	19.0	19	0
Team	**52**	**972**	**18.7**	**39**	**0**
Opponents	**42**	**958**	**22.8**	**99t**	**1**

PUNTING

	No.	Yds.	Avg.	Net	TB	In20	Lg	Blk.
Camarillo	76	3,445	45.3	38.9	7	19	60	1
Team	**77**	**3,445**	**44.7**	**38.9**	**7**	**19**	**60**	**1**
Opponents	**71**	**3,207**	**45.2**	**37.7**	**11**	**24**	**65**	**0**

FIELD GOALS

	1–19	20–29	30–39	40–49	50+
G. Davis	0–0	6–6	7–7	5–10	3–7
Team	**0–0**	**6–6**	**7–7**	**5–10**	**3–7**
Opponents	**1–1**	**6–6**	**3–4**	**5–11**	**0–1**

G. Davis: (52N, 32G), (52G, 28G, 22G, 42G), (54N), (49N, 32G, 32G, 29G), (42N, 47G), (52G, 41N, 40G, 29G), (54N), (29G, 51G, 49G, 44N), ( ), ( ), ( ), (35G), (43N), ( ), (52N, 33G, 45G, 28G, 38G), (38G).

Opponents: ( ), (47G, 47N), (44N, 29G, 48G), (48N, 52N, 45N, 41G), (38N, 39G), (42G, 27G), (), (29G), ( ), (36G, 27G), ( ), (45N), ( ), (42N, 42G, 27G), (18G), (27G, 39G).

USUAL STARTING LINEUP

Offense
WR.....Ernie Jones
LT.....Luis Sharpe
LG.....Joe Wolf
Vernice Smith
C.....Bill Lewis
RG.....Lance Smith
RT.....Tootie Robbins
TE.....Walter Reeves
WR.....Ricky Proehl
QB.....Tom Tupa
H-B.....Tim Jorden
RB....Johnny Johnson
K.....Greg Davis

Defense
LE.....Jeff Faulkner
NG.....Jim Wahler
RE.....Craig Patterson
LOLB.Freddie Joe Nunn
LILB.....Garth Jax
RILB.....Eric Hill
ROLB.....Ken Harvey
LCB..Aeneas Williams
Lorenzo Lynch
RCB.....Lorenzo Lynch
Aeneas Williams
SS.....Tim McDonald
FS.....Michael Zordich
P.....Rich Camarillo

NOTES

Encouragement from 4–0 preseason record and 2–0 start to regular season quickly dissipates as Cards drop 12 of next 14 games to finish 4–12, the most losses in franchise history … QB **Timm Rosenbach** suffers ruptured anterior cruciate ligament in right knee in non-contact drill during evening practice Aug. 21 and misses season after reconstructive surgery … Cards gamble in first round of NFL Draft by selecting DT **Eric Swann** despite no college playing experience … little-known Southern University walk-on CB **Aeneas Williams**, picked in third round, starts 15 of 16 games and his six interceptions share NFC lead, making him the first rookie cornerback to achieve the feat since the Cowboys' Everson Walls (11) in 1991 … LB **Eric Hill** returns a fumble 85 yards for a touchdown in season-opener at L.A. Rams Sept. 1, one of a team-record five Card fumble recoveries.

FINAL NFC EAST STANDINGS

Team	W	L	T	Pct.	Pts.	OP
Washington#	14	2	0	.875	485	224
Dallas*	11	5	0	.688	342	310
Philadelphia	10	6	0	.625	285	244
N.Y. Giants	8	8	0	.500	281	297
Phoenix	4	12	0	.250	196	344

#Top NFC playoff seed
*Wild-card playoff qualifiers

PASSING

	Att.	Comp.	Yds.	Comp. %	Yds./Att.	TD	TD%	Int.	Int. %	Long	Sack/Lost	Rating
Tupa	315	165	2,053	52.3	6.5	6	1.9	13	4.1	62	25/200	62.0
Gelbaugh	118	61	674	51.6	5.7	3	2.5	10	8.4	34+	9/90	42.1
Chandler	50	25	289	50.0	5.7	1	2.0	2	4.0	45+	7/58	57.8
Kupp	7	3	23	42.9	3.2	0	0.0	0	0.0	11	2/23	51.5
Thompson	1	0	0	0.0	0.0	0	0.0	0	0.0	0	0/0	39.6
Team	**491**	**254**	**3,039**	**51.6**	**6.1**	**10**	**2.0**	**25**	**5.0**	**62**	**43/372**	**56.4**
Opponent	**447**	**268**	**3,069**	**60.0**	**6.8**	**12**	**2.7**	**17**	**3.8**	**43**	**25/153**	**73.8**

1992 (4-12)

HEAD COACH JOE BUGEL

Sept. 6	At Tampa Bay	L	7–23	41,315
Sept. 13	**Philadelphia**	**L**	**14–31**	**42,533**
Sept. 20	At Dallas	L	20–31	62,575
Sept. 27	Open Date			
Oct. 4	**Washington**	**W**	**27–24**	**34,488**
Oct. 11	At N.Y. Giants	L	21–31	70,042
Oct. 18	**New Orleans**	**L**	**21–30**	**27,735**
Oct. 25	At Phila.	L	3–7	64,676
Nov. 1	**S.F.**	**W**	**24–14**	**47,642**
Nov. 8	At L.A. Rams	W	20–14	40,788
Nov. 15	At Atlanta	L	17–20	58,477
Nov. 22	**Dallas**	**L**	**10–16**	**72,439**
Nov. 29	At Washington	L	3–41	53,541
Dec. 6	**San Diego**	**L**	**21–27**	**26,880**
Dec. 12	**N.Y. Giants**	**W**	**19–0**	**28,452**
Dec. 20	At Indy	L	13–16	46,763
Dec. 27	**Tampa Bay**	**L**	**3–7**	**29,645**
			243–332	

Home: 3–5 (309,814). Away: 1–7 (438,177).

TEAM STATISTICS

	Cards	Opp.
Total First Downs	**277**	**281**
Rushing	88	101
Passing	161	163
Penalty	28	17
Total Net Yards	**4577**	**5126**
Avg. Per Game	286.1	320.4
Total Plays	948	915
Avg. Per Play	4.8	5.6
Net Yards Rushing	**1491**	**1635**
Avg. Per Game	93.2	102.2
Total Rushes	395	436
Net Yards Passing	**3086**	**3491**
Avg. Per Game	192.9	218.2
Sacked/Yards Lost	36/258	27/196
Gross Yards	3,344	3,687
Att./Comp./Pct.	517/298/57.6	452/276/61.1
Had Intercepted	24	16
Punts/Average	**58/42.8**	**62/42.8**
Penalties/Yards	**85/722**	**101/826**
Fumbles/Lost	**26/18**	**25/12**
Touchdowns	**29**	**40**
Rushing	11	13
Passing	15	24
Returns	3	3

SCORE BY PERIOD

	Q1	Q2	Q3	Q4	OT	Pts.
Team	58	70	43	72	0	243
Opponents	62	108	88	74	0	332

SCORING

	TD	R	P	R	PAT	FG	S	Pts.
G. Davis	0	0	0	0	28/28	13/26	0	67
Johnson	6	6	0	0	0/0	0/0	0	36
E. Jones	4	0	4	0	0/0	0/0	0	24
R. Hill	3	0	3	0	0/0	0/0	0	18
Massey	3	0	0	3	0/0	0/0	0	18
Proehl	3	0	3	0	0/0	0/0	0	18
Bailey	2	1	1	0	0/0	0/0	0	12
Brown	2	2	0	0	0/0	0/0	0	12
Centers	2	0	2	0	0/0	0/0	0	12
Chandler	1	1	0	0	0/0	0/0	0	6
Edwards	1	0	1	0	0/0	0/0	0	6
Jackson	1	0	1	0	0/0	0/0	0	6
Thompson	1	1	0	0	0/0	0/0	0	6
Swann	0	0	0	0	0/0	0/0	1	2

SCORING (CONT.)

	TD	R	P	R	PAT	FG	S	Pts.
Camarillo	0	0	0	0	0/1	0/0	0	0
Team	**29**	**11**	**15**	**3**	**28/29**	**13/26**	**1**	**243**
Opponents	**40**	**13**	**24**	**3**	**38/40**	**18/28**	**0**	**332**

SACKS

Harvey, 6.0; M. Jones, 6.0; Nunn, 4.0; Bankston, 2.0; R. Davis 2.0; Rucket 2.0; Swann 2.0; Hyche 1.0; J.Jones 1.0; Faulkner 0.5; McDonald 0.5.

Team 27.0, Opponents 36.0

RUSHING

	No.	Yds.	Avg.	Long	TD
Johnson	178	734	4.1	42t	6
Bailey	52	233	4.5	15	1
Brown	68	194	2.9	13	2
Chandler	36	149	4.1	18	1
Centers	37	139	3.8	28	0
Proehl	3	23	7.7	10	0
Rosenbach	9	11	1.2	10	0
Thompson	8	8	1.0	6	1
R. Hill	1	4	4.0	4	0
Blount	1	–1	–1.0	–1	0
E. Jones	2	–3	–1.5	1	0
Team	**395**	**1,491**	**3.8**	**42t**	**11**
Opponents	**436**	**1,635**	**3.8**	**63t**	**13**

RECEIVING

	No.	Yds.	Avg.	Long	TD
Proehl	60	774	12.4	63t	3
R. Hill	58	861	14.8	49	3
Centers	50	417	8.3	26	2
E. Jones	38	559	14.7	72t	4
Bailey	33	331	10.0	34	1
Edwards	14	147	10.5	25t	1
Johnson	14	103	7.4	26	0
Rolle	13	64	4.9	12	0
Brown	7	54	7.7	18	0
Reeves	6	28	4.7	12	0
Blount	3	18	6.0	18	0
Ware	1	13	13.0	13	0
Jackson	1	5	5.0	5t	1
Team	**298**	**3,344**	**11.2**	**72t**	**15**
Opponents	**276**	**3,687**	**13.4**	**87t**	**24**

INTERCEPTIONS

	No.	Yds.	Avg.	Long	TD
Massey	5	147	29.4	46t	3
Zordich	3	37	12.3	23	0
A. Williams	3	25	8.3	23	0
McDonald	2	35	17.5	20	0
D. Davis	2	27	13.5	27	0
J. Jones	1	27	27.0	27	0
Team	**16**	**298**	**18.6**	**46t**	**3**
Opponents	**24**	**279**	**11.6**	**65**	**1**

PUNT RETURNS

	Ret.	FC	Yds.	Avg.	Long	TD
Bailey	20	8	263	13.2	65	0
Blount	13	4	101	7.8	16	0
Team	**33**	**12**	**364**	**11.0**	**65**	**0**
Opponents	**22**	**11**	**141**	**6.4**	**26**	**0**

KICKOFF RETURNS

	No.	Yds.	Avg.	Long	TD
Bailey	28	690	24.6	63	0
Blount	11	251	22.8	52	0
Edwards	8	143	17.9	24	0
Jackson	1	17	17.0	17	0
Rolle	1	10	10.0	10	0
L. Smith	2	16	8.0	13	0
Team	**51**	**1,127**	**22.1**	**63**	**0**
Opponents	**42**	**767**	**18.3**	**43**	**0**

PUNTING

	No.	Yds.	Avg.	Net	TB	In20	Lg	Blk.
Camarillo	54	2,317	42.9	39.6	2	23	73	0
G. Davis	4	167	41.8	36.8	1	0	52	0
Team	**58**	**2,484**	**42.8**	**39.4**	**3**	**23**	**73**	**0**
Opponents	**62**	**2,656**	**42.8**	**34.7**	**7**	**13**	**62**	**0**

FIELD GOALS

	1–19	20–29	30–39	40–49	50+
G. Davis	0–0	6–10	3–4	4–9	0–3
Team	**0–0**	**6–10**	**3–4**	**4–9**	**0–3**
Opponents	**1–1**	**6–6**	**5–9**	**4–9**	**2–3**

G. Davis: ( ), (48N), (22G,42G), ( ), ( ), (24N, 34G) (29N, 33G), (51N, 21G, 31G, 45N), (56B, 49G, 48N, 53N),(20G),(42G, 29N), (25N), (26G), (28G, 48G), (21G, 48N, 43N, 33N).

Opponents: (40G, 45G, 38G, 23G), (33G), (33B, 29G),(33G, 40N),(49N, 32G),(52G), (46N, 42N), ( ) ( ) (27G, 35G), (28G), (32G, 18G), (50G, 43G), ( ), (26G, 59N, 28G, 42G), (40N, 33N, 36N).

USUAL STARTING LINEUP

Offense		Defense	
WR	Randal Hill Ernie Jones	**LE**	Jeff Faulkner Eric Swann
LT	Luis Sharpe	**DT**	Jim Wahler Michael Bankston
LG	Mark May	**DT**	Mike Jones Keith Rucker
C	Danny Villa Bill Lewis	**RE**	Freddie Joe Nunn Reuben Davis
RG	Lance Smith	**ILB**	Tyronne Stowe
RT	Rick Cunningham Danny Villa	**ILB**	Eric Hill
TE	Walter Reeves	**OLB**	Ken Harvey
WR	Ricky Proehl	**LB/DB**	Lorenzo Lynch
QB	Timm Rosenbach Chris Chandler	**LCB**	Robert Massey
H-B	Butch Rolle	**RCB**	Aeneas Williams
RB	Johnny Johnson Ivory Lee Brown	**SS**	Tim McDonald
		FS	Michael Zordich
K	Greg Davis	**P**	Rich Camarillo

NOTES

Despite considerable improvement on both offense and defense, Cards lose six games by six points or less to post a second consecutive 4–12 season … defense allows fewest rushing yards (1,635) in 24 seasons (1,558, 1968) and fewest points (332) since 1978 (296) … CB **Robert Massey** becomes 17th player in NFL history to return two interceptions for touchdowns in one game (31 and 41 yards in fourth quarter Oct. 4 vs. Washington) … Pro Bowl P **Rich Camarillo** narrowly misses becoming the first player in NFL history to achieve a 40-yard net punting average with a 39.6-yard net mark.

FINAL NFC EAST STANDINGS

Team	W	L	T	Pct.	Pts.	OP
Dallas*	13	3	0	.813	409	243
Philadelphia*	11	5	0	.688	354	245
Washington*	9	7	0	.563	300	255
N.Y. Giants	6	10	0	.375	306	367
Phoenix	4	12	0	.250	243	332

*Wild-card playoff qualifiers

PASSING

	Att.	Comp.	Yds.	Comp. %	Yds./Att.	TD	TD%	Int.	Int. %	Long	Sack/Lost	Rating
Chandler	413	245	2,832	59.3	6.86	15	3.6	15	3.6	72t	29/226	77.1
Rosenbach	92	49	483	53.3	5.25	0	0.0	6	6.5	45	7/32	41.2
Sacca	11	4	29	36.4	2.64	0	0.0	2	18.2	16	0/0	5.3
Proehl	1	0	0	0.0	0.00	0	0.0	1	100.0	0	0/0	0.0
Team	**517**	**298**	**3,344**	**57.6**	**6.47**	**15**	**2.9**	**24**	**4.6**	**72t**	**36/258**	**67.4**
Opponents	**452**	**276**	**3,687**	**61.1**	**8.16**	**24**	**5.3**	**16**	**3.5**	**87t**	**27/196**	**89.9**

1993 (7–9)
HEAD COACH JOE BUGEL

Sept. 5	At Philadelphia	L	17–23	59,831
Sept. 12	At Washington	W	17–10	53,525
Sept. 19	**Dallas**	**L**	**10–17**	**73,025**
Sept. 26	At Detroit	L	20–26	57,180
Oct. 3	Open Date			
Oct. 10	**New England**	**L**	**21–23**	**36,115**
Oct. 17	**Washington**	**W**	**36–6**	**48,143**
Oct. 24	At S.F.	L	14–28	62,020
Oct. 31	**New Orleans**	**L**	**17–20**	**36,778**
Nov. 7	**Philadelphia**	**W**	**16–3**	**41,634**
Nov. 14	At Dallas	L	15–20	64,224
Nov. 21	Open Date			
Nov. 28	At N.Y. Giants	L	17–19	59,979
Dec. 5	**L.A. Rams**	**W**	**38–10**	**33,964**
Dec. 12	**Detroit**	**L**	**14–21**	**39,393**
Dec. 19	At Seattle (OT)	W	30–27	45,737
Dec. 26	**N.Y. Giants**	**W**	**17–6**	**53,414**
Jan. 2	At Atlanta	W	27–10	44,360
			326–269	

Home: 4–4 (362,466). Away: 3–5 (446,856).

TEAM STATISTICS

	Cards	Opp.
Total First Downs	**295**	**278**
Rushing	107	106
Passing	173	158
Penalty	15	14
Total Net Yards	**5213**	**5167**
Avg. Per Game	325.8	322.9
Total Plays	1,007	962
Avg. Per Play	5.2	5.4
Net Yards Rushing	**1809**	**1861**
Avg. Per Game	113.1	116.3
Total Rushes	452	433
Net Yards Passing	**3404**	**3306**
Avg. Per Game	212.8	206.6
Sacked/Yards Lost	33/231	34/205
Gross Yards	3,635	3,511
Att./Comp./Pct.	522/310/59.4	495/281/56.8
Had Intercepted	20	9
Punts/Average	**73/43.7**	**78/42.7**
Penalties/Yards	**77/644**	**95/730**
Fumbles/Lost	**23/11**	**27/17**
Touchdowns	**37**	**27**
Rushing	12	13
Passing	21	14
Returns	4	0

SCORE BY PERIOD

	Q1	Q2	Q3	Q4	OT	Pts.
Team	54	98	79	92	3	326
Opponents	58	84	53	74	0	269

Scoring

	TD	R	P	R	PAT	FG	S	Pts.
G. Davis	0	0	0	0	37/37	21/28	0	100
Moore	9	9	0	0	0/0	0/0	0	54
Proehl	7	0	7	0	0/0	0/0	0	42
Clark	4	0	4	0	0/0	0/0	0	24
R. Hill	4	0	4	0	0/0	0/0	0	24
Centers	3	0	3	0	0/0	0/0	0	18
Bailey	2	1	0	1	0/0	0/0	0	12
Williams	2	0	0	2	0/0	0/0	0	12
Blount	1	1	0	0	0/0	0/0	0	6
Edwards	1	0	1	0	0/0	0/0	0	6
Hearst	1	1	0	0	0/0	0/0	0	6
Lynch	1	0	0	1	0/0	0/0	0	6
Reeves	1	0	1	0	0/0	0/0	0	6
Rolle	1	0	1	0	0/0	0/0	0	6
Swann	0	0	0	0	0/0	0/0	1	2
Team	**37**	**12**	**21**	**4**	**37/37**	**21/28**	**2**	**326**
Opponents	**27**	**13**	**14**	**0**	**27/27**	**26/35**	**1**	**269**

SACKS

Harvey 9.5, Nunn 6.5, Swann 3.5, Bankston 3, Booty 3, M. Jones 3, Stowe 1.5, R. Davis 1, E. Hill 1, Lynch 1, Oldham 1.

Team 34.0, Opponents 33.0

RUSHING

	No.	Yds.	Avg.	Long	TD
Moore	263	1,018	3.9	20	9
Hearst	76	264	3.5	57	1
Bailey	49	253	5.2	31	1
Centers	25	152	6.1	33	0
Proehl	8	47	5.9	17	0
Beuerlein	22	45	2.0	20	0
Blount	5	28	5.6	7	1
Chandler	3	2	0.7	1	0
Camarillo	1	0	0.0	0	0
Team	**452**	**1,809**	**4.0**	**57**	**12**
Opponents	**433**	**1,861**	**4.3**	**48**	**13**

RECEIVING

	No.	Yds.	Avg.	Long	TD
Centers	66	603	9.1	29	3
Proehl	65	877	13.5	51t	7
Clark	63	818	13.0	55	4
R. Hill	35	519	14.8	58t	4
Bailey	32	243	7.6	30	0
Edwards	13	326	25.1	65t	1
Rolle	10	67	6.7	22	1
Reeves	9	67	7.4	18	1
Hearst	6	18	3.0	9	0
Blount	5	36	7.2	9	0
Ware	3	45	15.0	27	0
Moore	3	16	5.3	6	0
Team	**310**	**3,635**	**11.7**	**65t**	**21**
Opponents	**281**	**3,511**	**12.5**	**86**	**14**

INTERCEPTIONS

	No.	Yds.	Avg.	Long	TD
Lynch	3	13	4.3	13	0
Williams	2	87	43.5	46t	1
Booty	2	24	12.0	19	0
Oldham	1	0	0.0	0	0
Zordich	1	0	0.0	0	0
Team	**9**	**124**	**13.8**	**46t**	**1**
Opponents	**20**	**143**	**7.2**	**37**	**0**

PUNT RETURNS

	Ret.	FC	Yds.	Avg.	Long	TD
Bailey	35	5	282	8.1	58t	1
Blount	9	3	90	10.0	25	0
Edwards	3	3	12	4.0	11	0
Team	**47**	**11**	**384**	**8.2**	**58t**	**1**
Opponents	**30**	**19**	**267**	**8.9**	**33**	**0**

KICKOFF RETURNS

	No.	Yds.	Avg.	Long	TD
Bailey	31	699	22.5	48	0
Blount	8	163	20.4	27	0
Edwards	3	51	17.0	20	0
Lofton	1	18	18.0	18	0
Smith	1	11	11.0	11	0
Moore	1	9	9.0	9	0
Team	**45**	**951**	**21.1**	**48**	**0**
Opponents	**51**	**994**	**19.5**	**61**	**0**

PUNTING

	No.	Yds.	Avg.	Net	TB	In20	Lg	Blk.
Camarillo	73	3,189	43.7	37.8	8	23	61	0
Team	**73**	**3,189**	**43.7**	**37.8**	**8**	**23**	**61**	**0**
Opponents	**78**	**3,333**	**42.7**	**36.8**	**4**	**23**	**62**	**1**

FIELD GOALS

	1–19	20–29	30–39	40–49	50+
G. Davis	1–1	11–11	1–1	4–10	4–5
Team	**1–1**	**11–11**	**1–1**	**4–10**	**4–5**
Opponents	**1–1**	**11–12**	**7–10**	**6–9**	**1–3**

G. Davis: (24G), (53G, 47N), (20G), (54G, 30G), ( ), (23G, 45G), ( ), (28G, 49N), (23G, 20G, 29G, 47N, 40N), (19G, 47G), (47G), (27G), (44B), (41B, 50G, 55G, 41G), (53N, 20G), (29G, 20G).

Opponents: (32N), (23G), (23G, 50N), (44G, 22G, 33G, 43N, 38G, 43B), (37N, 29G, 23G, 31G), (43G, 38G), ( ), (48G, 38G), (27G, 27N), (44G, 43G), (22G, 37G, 22G, 54G), (22G, 56B), ( ), (37G, 47G, 39N), (19G, 22G, 42N), (24G).

USUAL STARTING LINEUP

Offense

WR ..... Gary Clark
Randal Hill
LT ..... Luis Sharpe
LG ..... Mark May
Joe Wolf
C ..... Ed Cunningham
RG ..... Lance Smith
RT .. Rick Cunningham
TE ..... Walter Reeves
WR ..... Ricky Proehl
QB ..... Steve Beuerlein
H-B ..... Larry Centers
Butch Rolle
RB ..... Ronald Moore
Garrison Hearst
K ..... Greg Davis

Defense

LE ... Michael Bankston
Freddie Joe Nunn
LT ..... Eric Swann
RT ..... Keith Rucker
RE ..... Reuben Davis
Freddie Joe Nunn
ILB ..... Eric Hill
ILB ..... Tyronne Stowe
Ken Harvey
LCB .. Aeneas Williams
RCB .... Robert Massey
S ..... Dave Duerson
Lorenzo Lynch
SS ..... John Booty
FS ..... Chuck Cecil
Lorenzo Lynch
P ..... Rich Camarillo

NOTES

A 5–3 record and three consecutive victories to finish season 7–9 are not enough to save Head Coach **Joe Bugel's** job … rushing offense improves from 26th (1992) to sixth overall and scoring jumps from 24th to fourth … defensively, six opponents held to 10 points or less, a Cardinal first since 1936 … first-round draft pick RB **Garrison Hearst** suffers season-ending knee injury in sixth game … Pittsburg (Kan.) State rookie RB **Ronald Moore** rushes for 1,018 yards and leads all NFL rookies with nine touchdowns … Moore becomes only fifth rookie in NFL history to tally four rushing touchdowns in one game (vs. L.A. Rams, Dec. 5) … franchise-record crowd of 73,025 sees Cards lose 17–10 to Dallas on Sept. 19 … Cards snap 14-game losing streak at R.F.K. Stadium with a 17–10 victory Sept. 12, their first success at Washington since 1978.

FINAL NFC EAST STANDINGS

Team	W	L	T	Pct.	Pts.	OP
Dallas#	12	4	0	.750	376	229
N.Y. Giants*	11	5	0	.688	288	205
Philadelphia	8	8	0	.500	293	315
Phoenix	7	9	0	.438	326	269
Washington	4	12	0	.250	230	345

#Top NFC playoff seed
*Wild-card playoff qualifier

PASSING

	Att.	Comp.	Yds.	Comp. %	Yds./Att.	TD	TD%	Int.	Int. %	Long	Sack/Lost	Rating
Beuerlein	418	258	3,164	61.7	7.57	18	4.3	17	4.1	65t	29/206	82.5
Chandler	103	52	471	50.5	4.57	3	2.9	2	1.9	27t	4/25	64.8
Hearst	1	0	0	0.0	0.00	0	0.0	1	100.0	0	0/0	0.0
Team	**522**	**310**	**3,635**	**59.4**	**6.96**	**21**	**4.0**	**20**	**3.8**	**65t**	**33/231**	**78.0**
Opponents	**495**	**281**	**3,511**	**56.8**	**7.09**	**14**	**2.8**	**9**	**1.8**	**86**	**34/205**	**80.8**

1994 (8–8)

HEAD COACH BUDDY RYAN

Sept. 4	At L.A. Rams	L	12–14	32,969
Sept. 11	**N.Y. Giants**	**L**	**17–20**	**60,066**
Sept. 18	At Cleveland	L	0–32	62,818
Sept. 25	Open Date			
Oct. 2	**Minnesota**	**W**	**17–7**	**67,950**
Oct. 9	At Dallas	L	3–38	64,518
Oct. 16	At Wash. (OT)	W	19–16	50,019
Oct. 23	**Dallas**	**L**	**21–28**	**71,023**
Oct. 30	**Pitt. (OT)**	**W**	**20–17**	**65,690**
Nov. 6	At Phila.	L	7–17	64,952
Nov. 13	At N.Y. Giants	W	10–9	71,719
Nov. 20	**Philadelphia**	**W**	**12–6**	**62,779**
Nov. 27	**Chicago (OT)**	**L**	**16–19**	**65,922**
Dec. 4	At Houston	W	30–12	39,821
Dec. 11	**Washington**	**W**	**17–15**	**53,790**
Dec. 18	**Cincinnati**	**W**	**28–7**	**50,110**
Dec. 24	At Atlanta	L	6–10	35,311
			235–267	

Home: 5–3 (497,330). Away: 3–5 (422,127).

TEAM STATISTICS

	Cards	Opp.
Total First Downs	**287**	**245**
Rushing	90	71
Passing	169	144
Penalty	28	30
Total Net Yards	**4607**	**4408**
Avg. Per Game	287.9	275.5
Total Plays	1,052	909
Avg. Per Play	4.4	4.8
Net Yards Rushing	**1560**	**1370**
Avg. Per Game	97.5	85.6
Total Rushes	480	409
Net Yards Passing	**3047**	**3038**
Avg. Per Game	190.4	189.9
Sacked/Yards Lost	34/237	35/272
Gross Yards	3,284	3,310
Att./Comp./Pct.	538/287/53.3	465/234/50.3
Had Intercepted	19	23
Punts/Average	**98/40.8**	**90/40.9**
Penalties/Yards	**128/1,090**	**108/800**
Fumbles/Lost	**25/10**	**28/13**
Touchdowns	**24**	**31**
Rushing	12	7
Passing	11	19
Returns	1	5

SCORE BY PERIOD

	Q1	Q2	Q3	Q4	OT	Pts.
Team	41	66	18	104	6	235
Opponents	74	83	62	45	3	267

SCORING

	TD	R	P	R	PAT	FG	S	Pts.
Davis	0	0	0	0	17/17	20/26	0	77
Centers	7	5	2	0	0/0	0/0	0	42
Moore	5	4	1	0	0/0	0/0	0	32
Proehl	5	0	5	0	0/0	0/0	0	30
Peterson	0	0	0	0	4/4	2/4	0	10
Beuerlein	1	1	0	0	0/0	0/0	0	6
Clark	1	0	1	0	0/0	0/0	0	6
Hearst	1	1	0	0	0/0	0/0	0	6
McCants*	1	0	0	1	0/0	0/0	0	6
McCants**	1	0	0	1	0/0	0/0	0	6
Reeves	1	0	1	0	0/0	0/0	0	6
Ware**	1	0	1	0	0/0	0/0	0	6
Swann	0	0	0	0	0/0	0/0	1	2
Team	**24**	**12**	**11**	**1**	**21/21**	**22/30**	**1**	**235**
Opponents	**31**	**7**	**19**	**5**	**28/29**	**15/24**	**3**	**267**

*NFL **Cardinals

Two-Point Conversions: Moore.

Team 1–3 Opponents 1–2.

SACKS

Swann 7, Bankston 7, Joyner 6, Simmons 6, Miller 3, E. Hill 1.5, Hoage 1, Marshall 1, McCants (NFL) 1, McCants (Cardinals) 1, Wilson (NFL) 1, Wilson (Cardinals) 1, Lynch 0.5.

Team 35.0, Opponents 34.0

RUSHING

	No.	Yds.	Avg.	Long	TD
Moore	232	780	3.4	24	4
Centers	115	336	2.9	17	5
Higgs (NFL)	62	195	3.1	21	0
Higgs (AZ)	43	127	3.0	16	0
Hearst	37	169	4.6	36	1
Schroeder	16	59	3.7	16	0
Beuerlein	22	39	1.8	19	1
McMahon	6	32	5.3	17	0
Levy	3	15	5.0	22	0
Feagles	2	8	4.0	12	0
Samuels	1	1	1.0	1	0
Reeves	1	–1	–1.0	–1	0
McAfee (AZ)	2	–5	–2.5	2t	1
Team	**480**	**1,560**	**3.3**	**36**	**12**
Opponents	**409**	**1,370**	**3.3**	**26**	**7**

RECEIVING

	No.	Yds.	Avg.	Long	TD
Centers	77	647	8.4	36	2
Proehl	51	651	12.8	63	5
Clark	50	771	15.4	45	1
R.Hill	38	544	14.3	51	0
Ware	17	171	10.1	33	1
Reeves	14	202	14.4	33	1
Fann	12	96	8.0	16	0
Samuels	8	57	7.1	17	0
Moore	8	52	6.5	18	1
Hearst	6	49	8.2	29	0
Levy	4	35	8.8	15	0
Robinson	1	5	5.0	5	0
McAfee(AZ)	1	4	4.0	4	0
Team	**287**	**3,284**	**11.4**	**63**	**11**
Opponents	**234**	**3,310**	**14.1**	**85t**	**19**

INTERCEPTIONS

	No.	Yds.	Avg.	Long	TD
A. Williams	9	89	9.9	43	0
J. Williams	4	48	12.0	29	0
Hoage	3	64	21.3	41	0
Joyner	3	2	0.7	2	0
Lynch	2	35	17.5	23	0
McCants (NFL)	1	46	46.0	46t	1
McCants (AZ)	1	46	46.0	46t	1
Swann	1	0	0.0	0	0
Marshall	0	13	0.0	13	0
Team	**23**	**297**	**12.9**	**46t**	**1**
Opponents	**19**	**262**	**13.8**	**93t**	**3**

PUNT RETURNS

	Ret.	FC	Yds.	Avg.	Long	TD
Robinson	41	12	285	7.0	23	0
Reeves	1	1	1	1.0	1	0
Team	**42**	**13**	**286**	**6.8**	**23**	**0**
Opponents	**40**	**22**	**270**	**6.8**	**16**	**0**

KICKOFF RETURNS

	No.	Yds.	Avg.	Long	TD
Levy	26	513	19.7	31	0
Robinson	12	231	19.3	33	0
McAfee	7	113	16.1	29	0
Henesey	6	108	18.0	25	0
Reeves	3	83	27.7	53	0
Higgs (NFL)	2	25	12.5	17	0

KICKOFF RETURNS (CONT.)

	No.	Yds.	Avg.	Long	TD
Higgs (AZ)	2	25	12.5	17	0
Samuels	1	6	6.0	6	0
Team	**57**	**1,079**	**18.9**	**53**	**0**
Opponents	**53**	**1,214**	**22.9**	**87t**	**1**

PUNTING

	No.	Yds.	Avg.	Net	TB	In20	Lg	Blk.
Feagles	98	3,997	40.8	36.0	10	33	54	0
Team	**98**	**3,997**	**40.8**	**36.0**	**10**	**33**	**54**	**0**
Opponents	**90**	**3,677**	**40.9**	**35.7**	**9**	**29**	**58**	**1**

FIELD GOALS

	1–19	20–29	30–39	40–49	50+
Davis	0–0	10–11	3–4	6–7	1–4
Peterson	0–0	1–1	1–1	0–2	0–0
Team	**0–0**	**11–12**	**4–5**	**6–9**	**1–4**
Opponents	**1–1**	**5–6**	**8–10**	**0–5**	**1–2**

Davis: (37G, 34G), (21G), (49N, 58N), (39N, 46G), (42G). ( ), ( ). (20G, 26N, 51G), (52N), (45G), (24G, 24G, 24G, 39G), (49G, 22G, 47G), (25G, 23G), (27G), (51N), (22G, 49G).

Peterson: ( ), ( ), ( ), ( ), ( ), (35G, 43N, 45N, 29G), ( ), ( ), ( ), ( ), ( ), ( ), ( ), ( ), ( ), ( ).

Opponents: (43N), ( ), (32G), (30N, 47N), (41N, 19G), (51B), (43B), (23G), (42N, 36G), (30N), (26G, 30G), (35G, 52G, 31G, 27G), (38G), (34G, 31G, 29N, 21G), ( ), (24G).

USUAL STARTING LINEUP

Offense

WR..... Randal Hill
LT.....Luis Sharpe
Ben Coleman
LG..... Ernest Dye
C ..... Ed Cunningham
RG.....Ben Coleman
Anthony Redmon
RT . Rick Cunningham
Joe Wolf
TE.....Derek Ware
WR..... Ricky Proehl
QB.....Steve Beuerlein
Jay Schroeder
FB .....Larry Centers
RB.....Ronald Moore
K .....Greg Davis

Defense

LE.. Michael Bankston
LT.....Eric Swann
RT.....Bernard Wilson
RE.....Clyde Simmons
LLB .....Seth Joyner
MLB ..... Eric Hill
RLB...Wilber Marshall
LCB . Aeneas Williams
RCB...James Williams
SS..... Lorenzo Lynch
FS ..... Terry Hoage
P .....Jeff Feagles

NOTES

Colorful **Buddy Ryan** named head coach and general manager … season-ticket sales nearly double to over 48,000 … Sun Devil Stadium sells out three times and Cards establish franchise single-season attendance mark of 497,330, an average of 62,166 … saddled with 0–3 start, Cards win five of last seven games to finish 8–8, their first non-losing record since 1984 … defense ranks third in league—highest in 25 years—and Cards' 36 takeaways lead NFC … offense leads league in time of possession but 23 touchdowns are fewest in NFL … 10-game losing streak in Giants Stadium snapped with 10–9 win Nov. 13 … team changes name to Arizona Cardinals … CB **Aeneas Williams** earns first Pro Bowl berth.

FINAL NFC EAST STANDINGS

Team	W	L	T	Pct.	Pts.	OP
Dallas	12	4	0	.750	414	248
N.Y. Giants	9	7	0	.563	279	305
Arizona	8	8	0	.500	235	267
Philadelphia	7	9	0	.438	308	308
Washington	3	13	0	.188	320	412

PASSING

	Att.	Comp.	Yds.	Comp. %	Yds./Att.	TD	TD%	Int.	Int. %	Long	Sack/Lost	Rating
Beuerlein	255	130	1,545	51.0	6.06	5	2.0	9	3.5	63	20/129	61.6
Schroeder	238	133	1,510	55.9	6.34	4	1.7	7	2.9	48t	11/85	68.4
McMahon	43	23	219	53.5	5.09	1	2.3	3	7.0	33	3/23	46.6
Hearst	1	1	10	100.0	10.00	1	100.0	0	0.0	10t	0/0	147.9
Moore	1	0	0	0.0	0.00	0	0.0	0	0.0	0	0/0	39.6
Team	**538**	**287**	**3,284**	**53.3**	**6.10**	**11**	**2.0**	**19**	**3.5**	**63**	**34/237**	**64.1**
Opponents	**465**	**234**	**3,310**	**50.3**	**7.12**	**19**	**4.1**	**23**	**4.9**	**85t**	**35/272**	**66.7**

1995 (4–12)

HEAD COACH BUDDY RYAN

Sept. 3	At Washington	L	7–27 52,731
Sept. 10	**Philadelphia**	**L**	**19–31 45,004**
Sept. 17	At Detroit	W	20–17 58,727
Sept. 24	At Dallas	L	20–34 64,560
Oct. 1	**Kansas City**	**L**	**3–24 50,211**
Oct. 8	At N.Y. Giants (OT)	L	21–27 68,463
Oct. 15	**Washington**	**W**	**24–20 42,370**
Oct. 22	Open Date		
Oct. 29	**Seattle (OT)**	**W**	**20–14 39,600**
Nov. 5	At Denver	L	6–38 71,488
Nov. 12	**Minnesota (OT)**	**L**	**24–30 51,342**
Nov. 19	At Carolina	L	7–27 49,582
Nov. 26	**Atlanta (OT)**	**W**	**40–37 35,147**
Nov. 30	**N.Y. Giants**	**L**	**6–10 44,246**
Dec. 9	At San Diego	L	25–28 55,258
Dec. 17	At Philadelphia	L	20–21 62,076
Dec. 25	**Dallas**	**L**	**13–37 72,394**
			275–422

Home: 3–5 (380,314). Away: 1–7 (482,885).

TEAM STATISTICS

	Cards	Opp.
Total First Downs	**285**	**310**
Rushing	65	105
Passing	184	180
Penalty	36	25
Total Net Yards	**4866**	**5704**
Avg. Per Game	304.1	356.5
Total Plays	1,002	995
Avg. Per Play	4.9	5.7
Net Yards Rushing	**1363**	**2249**
Avg. Per Game	85.2	140.6
Total Rushes	387	503
Net Yards Passing	**3503**	**3455**
Avg. Per Game	218.9	215.9
Sacked/Yards Lost	55/390	31/200
Gross Yards	3,893	3,655
Att./Comp./Pct.	560/327/58.4	461/264/57.3
Had Intercepted	24	19
Punts/Average	**72/43.8**	**62/43.5**
Penalties/Yards	**119/835**	**117/860**
Fumbles/Lost	**41/19**	**39/23**
Touchdowns	**26**	**53**
Rushing	3	14
Passing	17	33
Returns	6	6

SCORE BY PERIOD

	Q1	Q2	Q3	Q4	OT	Pts.
Team	35	108	53	70	9	275
Opponents	75	136	109	90	12	422

SCORING

	TD	R	P	R	PAT	FG	S	Pts.
G. Davis	0	0	0	0	19/19	30/39	0	109
Moore	5	0	5	0	0/0	0/0	0	32
Centers	4	2	2	0	0/0	0/0	0	24
Williams	3	0	0	3	0/0	0/0	0	18
Sanders	2	0	2	0	0/0	0/0	0	16
Edwards	2	0	2	0	0/0	0/0	0	12
Gaines	2	0	2	0	0/0	0/0	0	12
Hearst	2	1	1	0	0/0	0/0	0	12
McBride	2	0	2	0	0/0	0/0	0	12
Anderson	1	0	1	0	0/0	0/0	0	10
Lynch	1	0	0	1	0/0	0/0	0	6

SCORING (CONT.)

	TD	R	P	R	PAT	FG	S	Pts.
McCants	1	0	0	1	0/0	0/0	0	6
Simmons	1	0	0	1	0/0	0/0	0	6
Team	**26**	**3**	**17**	**6**	**19/19**	**30/39**	**0**	**275**
Opponents	**53**	**14**	**33**	**6**	**50/51**	**18/25**	**0**	**422**

Two-Point Conversions: Anderson 2, Sanders 2, Moore 1.
Team 5–6, Opponents 0–0

SACKS

Simmons 11, Swann 8.5, Bankston 2.0, Hill 2.0, Hoage 1.0, Irving 1.0, Joyner 1.0, Lynch 1.0, Miller 1.0, Wilson 1.0, Alexander 0.5, C. Brown 0.5, McCants 0.5.
Team 31.0, Opponents 55.0

RUSHING

	No.	Yds.	Avg.	Long	TD
Hearst	284	1,070	3.8	38	1
Centers	78	254	3.3	20	2
Krieg	19	29	1.5	17	0
Case	1	4	4.0	4	0
Feagles	2	4	2.0	4	0
Lassiter	1	1	1.0	1	0
Sanders	1	1	1.0	1	0
Buck	1	0	0.0	0	0
Johnson	2	–2	–1.0	0	0
Team	**387**	**1,363**	**3.5**	**38**	**3**
Opponents	**503**	**2,249**	**4.5**	**76t**	**14**

RECEIVING

	No.	Yds.	Avg.	Long	TD
Centers	101	962	9.5	32	2
Moore	63	907	14.4	45	5
Sanders	52	883	17.0	48	2
Edwards	29	417	14.4	28t	2
Hearst	29	243	8.4	39	1
Gaines	14	117	8.4	22t	2
McBride	13	112	8.6	24	2
Dowdell	10	96	9.6	23	0
Reeves	6	62	10.3	22	0
Fann	5	41	8.2	13	0
Anderson	3	34	11.3	18	1
Samuels	2	19	9.5	12	0
Team	**327**	**3,893**	**11.9**	**48**	**17**
Opponents	**264**	**3,655**	**13.8**	**73t**	**33**

INTERCEPTIONS

	No.	Yds.	Avg.	Long	TD
Williams	6	86	14.3	48t	2
Joyner	3	9	3.0	11	0
Hunter	2	21	10.5	21	0
Alexander	2	14	7.0	14	0
Hoage	2	0	0.0	0	0
Lynch	1	72	72.0	72t	1
Bankston	1	28	28.0	28	0
Simmons	1	25	25.0	25t	1
Paul	1	4	4.0	4	0
Team	**19**	**259**	**13.6**	**72t**	**4**
Opponents	**24**	**307**	**12.8**	**58t**	**4**

PUNT RETURNS

	Ret.	FC	Yds.	Avg.	Long	TD
Edwards	18	11	131	7.3	16	0
Reeves	4	0	41	10.3	14	0
Dowdell	1	0	0	0.0	0	0
Team	**23**	**11**	**172**	**7.5**	**16**	**0**
Opponents	**32**	**14**	**242**	**7.6**	**25**	**0**

KICKOFF RETURNS

	No.	Yds.	Avg.	Long	TD
Terry	37	808	21.8	53	0
Dowdell	18	344	19.1	28	0
Johnson(NFL)	11	259	23.5	70	0
Johnson(AZ)	11	259	23.5	70	0
Edwards	3	50	16.7	24	0

KICKOFF RETURNS (CONT.)

	No.	Yds.	Avg.	Long	TD
Higgs	2	26	13.0	17	0
Anderson	1	17	17.0	17	0
Centers	1	15	15.0	15	0
Team	**73**	**1,519**	**20.8**	**70**	**0**
Opponents	**65**	**1,593**	**24.5**	**92t**	**2**

PUNTING

	No.	Yds.	Avg.	Net	TB	In20	Lg	Blk.
Feagles	72	3,150	43.8	38.2	8	20	60	0
Team	**72**	**3,150**	**43.8**	**38.2**	**8**	**20**	**60**	**0**
Opponents	**62**	**2,694**	**43.5**	**38.1**	**8**	**21**	**65**	**0**

FIELD GOALS

	1–19	20–29	30–39	40–49	50+
Davis	1–1	13–14	9–10	6–8	1–6
Team	**1–1**	**13–14**	**9–10**	**6–8**	**1–6**
Opponents	**0–0**	**8–8**	**5–7**	**3–7**	**2–3**

Davis: (51N), (21G, 29G), (55G, 41G, 25G, 25G), (54N, 31G, 19G), (48G) (23G, 57N, 36G, 50N), (24G), (27B), (31G, 20G, 54N), (39G, 44G, 44G), ( ), (44G, 29G, 23G, 45N, 28G), (44G, 28G) (37N, 36G), (37G, 35G, 37G, 35G, 47N), (21G, 23G).
Opponents: (36G, 22G), (51N, 43G), (21G) (25G, 30G), (28G), ( ), (38G, 25G), (43B), (53G) (43G, 32N), (37B, 42G, 30G), (21G), (46N, 51G, 47B), ( ), (48B) (39G, 23G, 24G).

USUAL STARTING LINEUP

Offense

WR.....Rob Moore
LT.....Ernest Dye
Larry Tharpe
LG.....Duval Love
C.....Ed Cunningham
Jamie Dukes
RG..Anthony Redmon
Bernard Dafney
RT.....Larry Tharpe
Rob Selby
TE.....Wendall Gaines
Oscar McBride
WR.....Frank Sanders
QB.....Dave Krieg
FB.....Larry Centers
RB.....Garrison Hearst
K.....Greg Davis

Defense

LE...Michael Bankston
LT.....Eric Swann
RT.....Bernard Wilson
RE.....Clyde Simmons
LLB.....Seth Joyner
MLB.....Eric Hill
RLB.....Terry Irving
Jamir Miller
LCB..Aeneas Williams
RCB.....Patrick Hunter
Tito Paul
Lance Brown
SS.....Lorenzo Lynch
FS.....Brent Alexander
Terry Hoage
P.....Jeff Feagles

NOTES

Cards lose seven of final eight games to drop to 4–12, costing Head Coach **Buddy Ryan** his job … defense ranks last against the run and in scoring defense despite league highs of 42 takeaways and 23 fumble recoveries … Arizona's offense leads NFL with 43 turnovers (24 interceptions, 19 lost fumbles) … low light of season at expansion Carolina Nov. 19 as Cards gain just 96 total yards, their lowest output in 40 years … FB **Larry Centers** earns first Pro Bowl honor as first running back in league history to eclipse 100-pass reception plateau with 101 catches, a franchise record … **Garrison Hearst** owns dubious distinction of becoming first running back in NFL history to score only one rushing touchdown during a 1,000-yard (1,070) season.

FINAL NFC EAST STANDINGS

Team	W	L	T	Pct.	Pts.	OP
Dallas#	12	4	0	.750	435	291
Philadelphia*	10	6	0	.625	318	338
Washington	6	10	0	.375	326	359
N.Y. Giants	5	11	0	.313	290	340
Arizona	4	12	0	.250	275	422

#Top NFC playoff seed
*Wild-card playoff qualifier

PASSING

	Att.	Comp.	Yds.	Comp. %	Yds./Att.	TD	TD%	Int.	Int. %	Long	Sack/Lost	Rating
Krieg	521	304	3,554	58.3	6.82	16	3.1	21	4.0	48	53/380	72.6
Buck	32	20	271	62.5	8.47	1	3.1	0	0.0	28	2/10	99.9
Case	2	1	19	50.0	9.50	0	0.0	1	50.0	19	0/0	43.8
Hearst	2	1	16	50.0	8.00	0	0.0	0	0.0	16	0/0	77.1
Moore	2	1	33	50.0	16.50	0	0.0	1	50.0	33	0/0	56.3
Centers	1	0	0	0.0	0.00	0	0.0	1	100.0	0	0/0	0.0
Team	**560**	**327**	**3,893**	**58.4**	**6.95**	**17**	**3.0**	**24**	**4.3**	**48**	**55/390**	**72.0**
Opponents	**461**	**264**	**3,655**	**57.3**	**7.93**	**33**	**7.2**	**19**	**4.1**	**73t**	**31/200**	**89.5**

1996 (7–9)

HEAD COACH VINCE TOBIN

Sept. 1	At Indianapolis	L	13–20	48,133
Sept. 8	**Miami**	**L**	**10–38**	**55,444**
Sept. 15	At New England	L	0–31	59,118
Sept. 22	At New Orleans	W	28–14	34,316
Sept. 29	**St. Louis (OT)**	**W**	**31–28**	**33,116**
Oct. 6	Open Date			
Oct. 13	At Dallas	L	3–17	64,096
Oct. 20	**Tampa Bay**	**W**	**13–9**	**27,738**
Oct. 27	**New York Jets**	**L**	**21–31**	**28,088**
Nov. 3	At N.Y. Giants	L	8–16	68,262
Nov. 10	At Wash. (OT)	W	37–34	51,929
Nov. 17	**N.Y. Giants**	**W**	**31–23**	**34,924**
Nov. 24	**Philadelphia**	**W**	**36–30**	**36,175**
Dec. 1	At Minnesota	L	17–41	45,767
Dec. 8	**Dallas**	**L**	**6–10**	**70,763**
Dec. 15	**Washington**	**W**	**27–26**	**34,260**
Dec. 22	At Philadelphia	L	19–29	63,658
			300–397	

Home: 5–3 (320,508). Away: 2–6 (435,279).

TEAM STATISTICS

	Cards	Opp.
Total First Downs	**308**	**336**
Rushing	70	120
Passing	214	192
Penalty	24	24
Total Net Yards	**5190**	**5361**
Average Per Game	324.4	335.1
Total Plays	1,050	1,062
Average Per Play	4.9	5.0
Net Yards Rushing	**1502**	**1862**
Average Per Game	93.9	116.4
Total Rushes	401	514
Net Yards Passing	**3688**	**3499**
Average Per Game	230.5	218.7
Sacked/Yards Lost	36/229	28/185
Gross Yards	3,917	3,684
Att./Comp./Pct.	613/336/54.8	520/311/59.8
Had Intercepted	21	11
Punts/Average	**77/43.2**	**69/43.8**
Penalties/Yards	**106/873**	**104/841**
Fumbles/Ball Lost	**29/14**	**24/14**
Touchdowns	**33**	**44**
Rushing	8	18
Passing	23	21
Returns	2	5

SCORE BY PERIOD

	Q1	Q2	Q3	Q4	OT	Pts.
Team	39	70	51	134	6	300
Opponents	56	130	90	121	0	397

SCORING

	TD	R	P	R	PAT	FG	S	Pts.
Butler	0	0	0	0	17/19	14/17	0	59
Centers	9	2	7	0	0/0	0/0	0	54
Davis	0	0	0	0	12/12	9/14	0	39
R. Moore	4	0	4	0	0/0	0/0	0	26
L. Johnson	4	3	1	0	0/0	0/0	0	24
Sanders	4	0	4	0	0/0	0/0	0	24
Dowdell	2	0	2	0	0/0	0/0	0	12
McElroy	2	1	1	0	0/0	0/0	0	12
Smith	2	1	1	0	0/0	0/0	0	12
Esiason	1	1	0	0	0/0	0/0	0	8
Carter	1	0	1	0	0/0	0/0	0	6
Edwards	1	0	1	0	0/0	0/0	0	6
McWilliams	1	0	1	0	0/0	0/0	0	6

SCORING (CONT.)

	TD	R	P	R	PAT	FG	S	Pts.
Miller	1	0	0	1	0/0	0/0	0	6
Williams	1	0	0	1	0/0	0/0	0	6
Team	**33**	**8**	**23**	**2**	**29/31**	**23/31**	**0**	**300**
Opponents	**44**	**18**	**21**	**5**	**41/43**	**30/37**	**0**	**397**

Two-Point Conversions: Esiason, Moore. Team 2–2, Opponents 1–1.

SACKS

Rice 12.5, Joyner 5.0, Swann 5.0, Miller 1.0, Ottis 1.0, B. Smith 1.0, Williams 1.0, Wilson 1.0, Bankston 0.5

Team 28.0, Opponents 36.0

RUSHING

	No.	Yds.	Avg.	Long	TD
L. Johnson	141	634	4.5	70t	3
Centers	116	425	3.7	24	2
McElroy	89	305	3.4	32	1
K. Graham	21	87	4.1	19	0
Esiason	15	52	3.5	13	1
C. Smith	14	15	1.1	3	1
Feagles	1	0	0.0	0	0
McKinnon	1	–4	–4.0	–4	0
Sanders	2	–4	–2.0	1	0
Edwards	1	–8	–8.0	–8	0
Team	**401**	**1,502**	**3.7**	**70t**	**8**
Opponents	**514**	**1,862**	**3.6**	**78**	**18**

RECEIVING

	No.	Yds.	Avg.	Long	TD
Centers	99	766	77	39	7
Sanders	69	813	11.8	34	4
R. Moore	58	1,016	17.5	69	4
Edwards	29	311	10.7	31	1
Carter	26	329	12.7	36	1
Dowdell	20	318	15.9	64t	2
L. Johnson	15	176	11.7	35	1
McWilliams	7	80	11.4	21	1
McElroy	5	41	8.2	22t	1
Anderson	4	64	16.0	19	0
C. Smith	3	3	1.0	2	1
Terry	1	0	0.0	0	0
Team	**336**	**3,896**	**11.6**	**69**	**23**
Opponents	**311**	**3,684**	**11.8**	**55**	**21**

INTERCEPTIONS

	No.	Yds.	Avg.	Long	TD
Williams	6	89	14.8	65t	1
Alexander	2	3	1.5	3	0
Lassiter	1	20	20.0	20	0
Joyner	1	10	10.0	10	0
Bradford	1	0	0.0	0	0
Team	**11**	**122**	**11.1**	**65t**	**1**
Opponents	**21**	**186**	**8.9**	**33**	**0**

PUNT RETURNS

	Ret.	FC	Yds.	Avg.	Long	TD
Dowdell	34	8	297	8.7	35	0
Edwards	5	1	46	9.2	20	0
Team	**39**	**9**	**343**	**8.8**	**35**	**0**
Opponents	**37**	**19**	**403**	**10.9**	**66t**	**1**

KICKOFF RETURNS

	No.	Yds.	Avg.	Long	TD
McElroy	54	1,148	21.3	92	0
L. Johnson	10	198	19.8	27	0
Dowdell	5	122	24.4	31	0
Terry	4	84	21.0	30	0
McCleskey (N.O.)	1	18	18.0	18	0
McDonald	1	16	16.0	16	0
C. Smith	1	14	14.0	14	0
Team	**75**	**1,582**	**21.1**	**92**	**0**
Opponents	**61**	**1,290**	**21.1**	**95t**	**1**

PUNTING

	No.	Yds.	Avg.	Net	TB	In20	Lg	Blk.
Feagles	76	3,328	43.8	36.4	6	23	68	1
Team	**77**	**3,328**	**43.2**	**36.4**	**6**	**23**	**68**	**1**
Opponents	**69**	**3,022**	**43.8**	**36.2**	**9**	**26**	**63**	**0**

FIELD GOALS

	1–19	20–29	30–39	40–49	50+
Butler	1–1	6–6	5–8	2–2	0–0
Davis	0–0	7–9	1–2	1–3	0–0
Team	**1–1**	**13–15**	**6–10**	**3–5**	**0–0**
Opponents	**0–0**	**14–14**	**10–11**	**5–10**	**1–2**

Butler: ( ), ( ), ( ), ( ), ( ), ( ), ( ), ( ), ( ), (26G, 39G, 32N, 32G), (18G), (21G, 31B, 36G, 27G), (38G), (33G, 28G), (22G, 28G), (41G, 41G, 38N).

Davis: (24G, 29G, 46N), (26G), ( ), (25G, 27G), (48N, 24G), (49G) (22G, 37G), (28N, 33N), (28B), ( ), ( ), ( ), ( ), ( ), ( ), ( ), ( ).

Opponents: (23G, 40G), (36G, 40N, 30N), (47N, 31G) ( ), ( ), (23G) (49N, 52N, 41G), (37G), (31G, 32G, 45G), (53G, 24G, 48N), (25G, 22G, 27G), (44G, 25G, 32G), (45N, 38G, 26G), (31G), (20G, 22G, 23G, 35G), (23G, 22G, 43G, 26G, 39G).

USUAL STARTING LINEUP

Offense

WR.....Rob Moore
LT.....Lomas Brown
LG.....Duval Love
Rob Selby
C.....Mike Devlin
Aaron Graham
RG..Anthony Redmon
RT.....Joe Wolf
TE.....Pat Carter
WR.....Frank Sanders
QB....Boomer Esiason
Kent Graham
FB.....Larry Centers
RB...Leeland McElroy
LeShon Johnson
K.....Kevin Butler
Greg Davis

Defense

LE...Michael Bankston
LT.....Eric Swann
RT.....Bernard Wilson
RE.....Simeon Rice
LLB.....Seth Joyner
MLB.....Eric Hill
RLB.....Jamir Miller
LCB..Aeneas Williams
RCB..Ronnie Bradford
SS.....Matt Darby
FS.....Brent Alexander
P.....Jeff Feagles

NOTES

Improvement from 4–12 to 7–9 record, underscored by an offense that jumps from 24th to 12th and a defense from 26th to 21st, highlight **Vince Tobin's** first season as head coach … RB **LeShon Johnson** bursts for runs of 56 and 70 yards Sept. 22 at New Orleans—believed to be the longest touchdown runs on consecutive carries in NFL history—en route to franchise single-game rushing mark of 214 yards … QB **Boomer Esiason** passes for 522 yards (third most in league history) in 37–34 overtime win at R.F.K. Stadium against Redskins on Nov. 10 … 0–8 N.Y. Jets secure the only victory of their 1–15 season with 31–21 win at Arizona Oct. 27 … first-round draft pick, Illinois DE **Simeon Rice**, sets Cardinal mark and equals then league rookie record with 12.5 quarterback sacks.

FINAL NFC EAST STANDINGS

Team	W	L	T	Pct.	Pts.	OP
Dallas	10	6	0	.625	286	250
Philadelphia*	10	6	0	.625	363	341
Washington	9	7	0	.563	364	312
Arizona	7	9	0	.438	300	397
N.Y. Giants	6	10	0	.375	242	297

*Wild-card playoff qualifier

PASSING

	Att.	Comp.	Yds.	Comp. %	Yds./Att.	TD	TD%	Int.	Int. %	Long	Sack/Lost	Rating
Esiason	339	190	2,293	56.0	6.76	11	3.2	14	4.1	64t	17/109	70.6
K. Graham	274	146	1,624	53.3	5.93	12	4.4	7	2.6	69	19/120	75.1
Team	**613**	**336**	**3,917**	**54.8**	**6.39**	**23**	**3.8**	**21**	**3.4**	**69**	**36/229**	**72.6**
Opponents	**520**	**311**	**3,684**	**59.8**	**7.08**	**21**	**4.0**	**11**	**2.1**	**55**	**28/185**	**86.1**

1997 (4–12)

HEAD COACH VINCE TOBIN

Aug. 31	At Cincinnati	L	21–24	53,644
Sept. 7	**Dallas (OT)**	**W**	**25–22**	**70,060**
Sept. 14	At Wash. (OT)	L	13–19	78,270
Sept. 21	Open Date			
Sept. 28	At Tampa Bay	L	18–19	53,804
Oct. 5	**Minnesota**	**L**	**19–20**	**43,987**
Oct. 12	**N.Y. Giants**	**L**	**13–27**	**36,943**
Oct. 19	At Phila. (OT)	L	10–13	66,860
Oct. 26	**Tennessee**	**L**	**14–41**	**42,333**
Nov. 2	**Philadelphia**	**W**	**31–21**	**35,850**
Nov. 9	At Dallas	L	6–24	64,302
Nov. 16	At N.Y. Giants	L	10–19	68,316
Nov. 23	At Baltimore	W	16–13	53,976
Nov. 30	**Pittsburgh (OT)**	**L**	**20–26**	**64,322**
Dec. 7	**Washington**	**L**	**28–38**	**35,848**
Dec. 14	At New Orleans	L	10–27	45,517
Dec. 21	**Atlanta**	**W**	**29–26**	**25,273**
			283–379	

Home: 3–5 (354,616). Away: 1–7 (484,689).

TEAM STATISTICS

	Cards	Opp.
Total First Downs	**295**	**298**
Rushing	79	112
Passing	186	167
Penalty	30	19
Total Net Yards	**4713**	**5426**
Average Per Game	294.6	339.1
Total Plays	1,075	1,049
Average Per Play	4.4	5.2
Net Yards Rushing	**1255**	**2180**
Average Per Game	78.4	136.3
Total Rushes	395	524
Net Yards Passing	**3458**	**3246**
Average Per Game	216.1	202.9
Sacked/Yards Lost	78/495	34/215
Gross Yards	3,953	3,461
Att./Comp./Pct.	602/317/52.7	491/279/56.8
Had Intercepted	22	15
Punts/Average	**92/43.8**	**94/43.9**
Penalties/Yards	**93/775**	**113/981**
Fumbles/Ball Lost	**27/20**	**16/5**
Touchdowns	**32**	**42**
Rushing	9	13
Passing	19	23
Returns	4	6

SCORE BY PERIOD

	Q1	Q2	Q3	Q4	OT	Pts.
Team	44	67	85	84	3	283
Opponents	63	101	83	117	15	379

SCORING

	TD	R	P	R	PAT	FG	S	Pts.
Nedney	0	0	0	0	19/19	11/17	0	52
Rob Moore	8	0	8	0	0/0	0/0	0	50
Butler	0	0	0	0	9/10	8/12	0	33
Sanders	4	0	4	0	0/0	0/0	0	26
Gedney	4	0	4	0	0/0	0/0	0	24
Plummer	2	2	0	0	0/0	0/0	0	14
Centers	2	1	1	0	0/0	0/0	0	12
K. Graham	2	2	0	0	0/0	0/0	0	12
McElroy	2	2	0	0	0/0	0/0	0	12
A. Wiliams	2	0	0	2	0/0	0/0	0	12
Bennett	1	0	0	1	0/0	0/0	0	6
Carter	1	0	1	0	0/0	0/0	0	6
Case	1	1	0	0	0/0	0/0	0	6
Ron Moore	1	1	0	0	0/0	0/0	0	6

SCORING (CONT.)

	TD	R	P	R	PAT	FG	S	Pts.
C. Smith	1	1	0	0	0/0	0/0	0	6
K. Williams	1	0	1	0	0/0	0/0	0	6
Wilson	1	0	0	1	0/0	0/0	0	6
Team	**32**	**9**	**19**	**4**	**28/29**	**19/29**	**0**	**283**
Opponents	**42**	**13**	**23**	**6**	**35/37**	**30/35**	**0**	**379**

Two-Point Conversions: Rob Moore, Plummer, Sanders. Team 3–3, Opponents 1–3

SACKS

Swann 7.5, M. Smith 6.0, Miller 5.5, Rice 5.0, Lassiter 3.0, Bankston 2.0, Caldwell 2.0, Howard 1.0, McCleskey 1.0, McKinnon 1.0.
Team 34.0, Opponents 78.0

RUSHING

	No.	Yds.	Avg.	Long	TD
McElroy	135	424	3.1	18	2
Ron Moore (NFL)	81	278	3.4	27t	1
Ron Moore (AZ)	57	175	3.1	16	0
Centers	101	276	2.7	14	1
Plummer	39	216	5.5	31	2
Johnson	23	81	3.5	11	0
Bouie	11	26	2.4	6	0
K. Graham	13	23	1.8	10	2
Gedney	1	15	15.0	15	0
Case	7	8	1.1	3	1
Sanders	1	5	5.0	5	0
C. Smith	4	5	1.3	2	1
McKinnon	1	3	3.0	3	0
Feagles	0	0	0.0	0	0
Swann	1	0	0.0	0	0
K. Williams	1	–2	–2.0	–2	0
Team	**395**	**1,255**	**3.2**	**31**	**9**
Opponents	**524**	**2,180**	**4.2**	**44**	**13**

RECEIVING

	No.	Yds.	Avg.	Long	TD
Rob Moore	97	1,584	16.3	47t	8
Sanders	75	1,017	13.6	70t	4
Centers	54	409	7.6	29	1
Gedney	23	261	11.3	37	4
K. Williams	20	273	13.7	31t	1
Edwards	20	203	10.2	33	0
McWilliams	7	75	10.7	15	0
Carter	7	44	6.3	15	1
McElroy	7	32	4.6	17	0
Ron Moore	4	34	8.5	13	0
Johnson	3	4	1.3	7	0
C Smith	2	20	10.0	18	0
Brock	1	29	29.0	29	0
Plummer	1	2	2.0	2	0
Wilson	0	0	0.0	0	0
Team	**317**	**3,953**	**12.5**	**70t**	**19**
Opponents	**279**	**3,461**	**12.4**	**69**	**23**

INTERCEPTIONS

	No.	Yds.	Avg.	Long	TD
A. Williams	6	95	15.8	42t	2
McKinnon	3	40	13.3	17	0
Wilson	1	66	66.0	66t	1
McCleskey	1	15	15.0	15	0
Lassiter	1	10	10.0	10	0
Caldwell	1	5	5.0	5	0
Bennett	1	0	0.0	0	0
Rice	1	0	0.0	0	0
Team	**15**	**231**	**15.4**	**66t**	**3**
Opponents	**22**	**289**	**13.1**	**41**	**2**

PUNT RETURNS

	Ret.	FC	Yds.	Avg.	Long	TD
K. Williams	40	15	462	11.6	50	0
Edwards	1	1	–1	–1.0	–1	0
Team	**41**	**16**	**461**	**11.2**	**50**	**0**
Opponents	**40**	**27**	**441**	**11.0**	**50**	**0**

KICKOFF RETURNS

	No.	Yds.	Avg.	Long	TD
K. Williams	59	1,458	24.7	63	0
Bouie	6	136	22.7	27	0
C. Smith	3	50	16.7	21	0
Gedney	2	26	13.0	16	0
Ron Moore	1	17	17.0	17	0
Johnson	0	26	???	26	0
Team	**71**	**1,696**	**24.2**	**63**	**0**
Opponents	**42**	**945**	**22.5**	**42**	**1**

PUNTING

	No.	Yds.	Avg.	Net	TB	In20	Lg	Blk.
Feagles	91	4,028	44.3	36.810	24	62	1	
Team	**92**	**4,028**	**44.3**	**36.810**	**24**	**62**	**1**	
Opponents	**94**	**4,130**	**43.9**	**35.616**	**26**	**66**	**2**	

FIELD GOALS

	1–19	20–29	30–39	40–49	50+
Nedney	1–1	3–3	4–4	3–7	0–2
Butler	0–0	4–4	2–4	2–4	0–0
Team	**1–1**	**7–7**	**6–8**	**5–11**	**0–2**
Opponents	**1–1**	**9–9**	**12–13**	**7–9**	**1–3**

Nedney: Miami: (), (), (), (), (), (), (), (), (), (40N,23G), ().
Arizona: (51N, 45G, 48N), (46N, 42G, 39G, 51N), (34G), (22G, 27G, 43G), (32G, 19G, 46N), ( ), (30G).
Butler: ( ), (20G), (34N, 32G, 47G), (37G, 43N, 47N), (23G, 23G, 28G, 49G, 31N), ( ), ( ), ( ), ( ), ( ), ( ), ( ), ( ), ( ), ( ).
Opponents: (38G), (24G, 47G, 37G, 34G, 28G, 40B), (20G, 51N, 51N, 19G), ( ), (49G, 38G), (31G, 48G), (40N, 38G, 24G), (52G, 42G), (37N) (23G),(33G, 34G) (46G, 34G) (46G, 34G) (40G,39G) (40G) (20G, 33G) (25G, 31G, 20G, 26G).

USUAL STARTING LINEUP

Offense
WR.....Rob Moore
LT.....Lomas Brown
LG..... Rob Selby
Matt Joyce
C..... Mike Devlin
RG..Anthony Redmon
RT.....James Dexter
Joe Wolf
TE..Johnny McWilliams
Pat Carter
WR.....Frank Sanders
QB.....Jake Plummer
Kent Graham
FB..... Larry Centers
RB... Leeland McElroy
K..... Joe Nedney
Kevin Butler

Defense
LE...Michael Bankston
LT.....Eric Swann
RT.....Bernard Wilson
RE.....Simeon Rice
LLB..... Jamir MIller
MLB..... Eric Hill
Ronald McKinnon
RLB..Ronald McKinnon
Terry Irving
LCB..Aeneas Williams
RCB..... Tom Knight
SS..... Matt Darby
Tommy Bennett
FS.... Brent Alexander
P.....Jeff Feagles

NOTES

Cards go 3–6 in nine games decided in final minute or overtime (four), including the first five … QB **Jake Plummer** sets team rookie passing records by completing 157 of 296 passes (53 percent) for 2,203 yards and 15 touchdowns … his 388 yards Nov. 15 at the Giants set NFL rookie single-game passing mark … WR **Rob Moore** sets club single-season record with NFL-leading 1,555 receiving yards … Moore (97 rec.) and WR **Frank Sanders** (75 rec., 1,017 yards) become the first pair of Card wide receivers to each better 1,000 yards in same season … 66-yard interception return for a touchdown by T **Bernard Wilson** Nov. 2 vs. Eagles the longest in team history by a defensive lineman … Cards snap 13-game Dallas series winning streak.

FINAL NFC EAST STANDINGS

Team	W	L	T	Pct.	Pts.	OP
N.Y. Giants	10	5	1	.656	307	265
Washington	8	7	1	.531	327	289
Philadelphia	6	9	1	.406	317	372
Dallas	6	10	0	.375	304	314
Arizona	4	12	0	.250	283	379

PASSING

	Att.	Comp.	Yds.	Comp. %	Yds./Att.	TD	TD%	Int.	Int. %	Long	Sack/Lost	Rating
Plummer	296	157	2,203	53.0	7.44	15	5.1	15	5.1	70t	52/291	73.1
K. Graham	250	130	1,408	52.0	5.63	4	1.6	5	2.0	47	16/115	65.9
Case	55	29	316	52.7	5.75	0	0.0	2	3.6	30	10/89	54.8
Sanders	1	1	26	100.0	26.00	0	0.0	0	0.0	26	0/0	118.8
Team	**602**	**317**	**3,953**	**52.7**	**6.57**	**19**	**3.2**	**22**	**3.7**	**70t**	**78/495**	**68.6**
Opponents	**491**	**279**	**3,461**	**56.8**	**7.05**	**23**	**4.7**	**15**	**3.1**	**69**	**34/215**	**81.7**

1998 (9–7)

HEAD COACH VINCE TOBIN

Sept. 6	At Dallas	L	10–38	63,602
Sept. 13	At Seattle	L	14–33	57,678
Sept. 20	**Philadelphia**	**W**	**17–3**	**36,717**
Sept. 27	At St. Louis	W	20–17	55,832
Oct. 4	**Oakland**	**L**	**20–23**	**52,178**
Oct. 11	**Chicago**	**W**	**20–7**	**47,860**
Oct. 18	At N.Y. Giants	L	7–34	70,456
Nov. 1	At Detroit	W	17–15	66,087
Nov. 8	**Washington**	**W**	**29–27**	**43,159**
Nov. 15	**Dallas**	**L**	**28–35**	**69,923**
Nov. 22	At Washington	W	45–42	66,435
Nov. 29	At Kansas City	L	24–34	69,613
Dec. 6	**N.Y. Giants**	**L**	**19–23**	**46,128**
Dec. 13	At Phila. (OT)	W	20–17	62,176
Dec. 20	**New Orleans**	**W**	**19–17**	**51,617**
Dec. 27	**San Diego**	**W**	**16–13**	**71,670**
			325–378	

Home: 5–3 (419,252). Away: 4–4 (511,879).

NFC Wild Card Playoff

Jan. 2	At Dallas	W	20–7	62,969

NFC Divisional Playoff

Jan. 10	At Minnesota	L	21–41	63,760
			41–48	

TEAM STATISTICS

	Cards	Opp.
Total First Downs	**315**	**321**
Rushing	98	117
Passing	179	177
Penalty	38	27
3rd Down: Made/Att.	76/218	78/210
3rd Down Pct.	34.9	37.1
4th Down: Made Att.	10/18	11/18
4th Down Pct.	55.6	61.1
Possession Average	**29:15**	**30:45**
Total Net Yards	**5109**	**5265**
Avg. Per Game	319.3	329.1
Total Plays	1052	1049
Avg. Per Play	4.9	5.0
Net Yards Rushing	**1627**	**1989**
Avg. Per Game	101.7	124.3
Total Rushes	450	492
Net Yards Passing	**3482**	**3276**
Avg. Per Game	217.6	204.8
Sacked/Yards Lost	50/286	39/250
Gross Yards	3768	3526
Att./Completions	552/326	518/299
Completion Pct.	59.1	57.7
Had Intercepted	20	20
Punts/Average	**82/41.2**	**75/43.9**
Net Punting Average	**82/35.9**	**75/38.7**
Penalties/Yards	**88/758**	**114/954**
Fumbles/Balls Lost	**30/16**	**31/19**
Touchdowns	**36**	**44**
Rushing	18	18
Passing	17	21
Returns	1	5

SCORE BY PERIOD

	Q1	Q2	Q3	Q4	OT	Pts.
Team	61	99	69	93	3	325
Opponents	61	127	68	122	0	378

SCORING

	TD	R	P	R	PAT	FG	S	Pts.
Nedney	0	0	0	0	30/30	13/19	0	69
Murrell	10	8	2	0	0/0	0/0	0	60
Bates	6	6	0	0	0/0	0/0	0	36
Jacke	0	0	0	0	6/6	10/14	0	36
Moore	5	0	5	0	0/0	0/0	0	30
McWilliams	4	0	4	0	0/0	0/0	0	24
Plummer	4	4	0	0	0/0	0/0	0	24

SCORING (CONT.)

	TD	R	P	R	PAT	FG	S	Pts.
Sanders	3	0	3	0	0/0	0/0	0	18
Centers	2	0	2	0	0/0	0/0	0	12
Bennett	1	0	0	1	0/0	0/0	0	6
Gedney	1	0	1	0	0/0	0/0	0	6
Team	**36**	**18**	**17**	**1**	**36/36**	**23/33**	**2**	**325**
Opponents	**44**	**18**	**21**	**5**	**40/41**	**24/30**	**0**	**378**

SACKS

Rice 10.0, M. Smith 9.0, Wadsworth 5.0, Swann 4.0, Miller 3.0, McKinnon 2.0, Knight 1.0, Maddox 1.0, Sapp 1.0, Tillman 1.0, Williams 1.0, Wilson 1.0.
Team 39.0, Opponents 50.0.

RUSHING

	No.	Yds.	Avg.	Long	TD
Murrell	274	1,042	3.8	32	8
Plummer	51	217	4.3	27	4
Bates	60	165	2.8	15	6
Centers	31	110	3.5	14	0
Pittman	29	91	3.1	11	0
D. Brown	1	2	2.0	2	0
Sanders	4	0	0.0	7	0
Team	**450**	**1,627**	**3.6**	**32**	**18**
Opponents	**492**	**1,989**	**4.0**	**30t**	**18**

RECEIVING

	No.	Yds.	Avg.	Long	TD
Sanders	89	1,145	12.9	42	3
Centers	69	559	8.1	54	2
Moore	67	982	14.7	57	5
Metcalf	31	324	10.5	29	0
McWilliams	26	284	10.9	26	4
Gedney	22	271	12.3	32	1
Murrell	18	169	9.4	30	2
Brock	2	12	6.0	7	0
Bates	1	14	14.0	14	0
Anderson	1	8	8.0	8	0
Team	**326**	**3,768**	**11.6**	**57**	**17**
Opponents	**299**	**3,526**	**11.8**	**87t**	**21**

INTERCEPTIONS

	No.	Yds.	Avg.	Long	TD
Lassiter	8	80	10.0	29	0
McKinnon	5	25	5.0	17	0
Bennett	2	100	50.0	70t	1
Chavous	2	0	0.0	0	0
Williams	1	15	15.0	15	0
McCombs	1	14	14.0	14	0
McCleskey	1	1	1.0	1	0
Team	**20**	**235**	**11.8**	**70t**	**1**
Opponents	**20**	**373**	**18.7**	**56t**	**4**

PUNT RETURNS

	Ret.	FC	Yds.	Avg.	Long	TD
Metcalf	43	7	295	6.9	24	0
Team	**43**	**7**	**295**	**6.9**	**24**	**0**
Opponents	**38**	**21**	**313**	**8.2**	**43**	**0**

KICKOFF RETURNS

	No.	Yds.	Avg.	Long	TD
Metcalf	57	1,218	21.4	59	0
Pittman	4	84	21.0	22	0
Gedney	2	12	6.0	7	0
Team	**63**	**1,314**	**20.9**	**59**	**0**
Opponents	**56**	**1,200**	**21.4**	**62**	**0**

PUNTING

	No.	Yds.	Avg.	Net	TB	In20	Lg	Blk.
Player	81	3,378	41.7	35.9	6	12	67	1
Team	**82**	**3,378**	**41.2**	**35.9**	**6**	**12**	**67**	**1**
Opponents	**75**	**3,296**	**43.9**	**38.7**	**5**	**26**	**64**	**0**

FIELD GOALS

	1–19	20–29	30–39	40–49	50+
Nedney	0–0	6–6	1–1	5–8	1–4
Jacke	0–0	3–3	5–6	1–3	1–2
Team	**0–0**	**9–9**	**6–7**	**6–11**	**2–6**
Opponents	**2–2**	**8–8**	**5–8**	**4–5**	**5–7**

Nedney: (22G), ( ), (52N, 47G), (48N, 22G, 29G), (41G, 29G), (49G, 46N, 40G), ( ), (52B, 53G), (26G, 47G), (40B), (26G), (37G, 50N), ( ), ( ), ( ), ( ).
Jacke: ( ), ( ), ( ), ( ), ( ), ( ), ( ), ( ),-( ), ( ), ( ), (21G), (28G, 34N, 32G), (51N, 21G, 38G, 46G, 36G), (37G, 45N, 36G, 42N, 52G).
Opponents: (25G), (51G, 22G), (29G), (45N, 57G), (51G, 40G, 34G), ( ), (33N, 26G, 34G), (28G, 47G, 44G), (34G, 54G), ( ), (33B, 52N), (37G, 18G), (51G, 28G, 45G), (19G, 33N), (28G, 54B), (31G, 26G).

USUAL STARTING LINEUP

Offense
WR..... Rob Moore
LT..... Lomas Brown
LG..... Chris Dishman
C..... Aaron Graham
RG..... Lester Holmes
RT..... James Dexter
TE Johnny McWilliams
WR..... Frank Sanders
QB..... Jake Plummer
FB..... Larry Centers
RB..... Adrian Murrell
K..... Joe Nedney
Chris Jacke

Defense
LE...Andre Wadsworth
LT..... Eric Swann
Rashod Swinger
RT..... Mark Smith
RE..... Simeon Rice
LLB..... Jamir Miller
MLB. Ronald McKinnon
RLB... Tony McCombs
LCB..Aeneas Williams
RCB.... Corey Chavous
Tom Knight
J.B. Brown
SS..... Tommy Bennett
FS.... Kwamie Lassiter
Pat Tillman
P..... Scott Player

NOTES

First postseason appearance since 1982, ending the NFL's longest playoff drought at 15 years … first postseason berth in a non-strike season since 1975, first postseason victory since 1947, and first winning season and first 10-win campaign since 1984 … eight NFC victories most since 1976 … NFL record seven victories by three points or less, winning four on game-ending field goals … seven of nine victories by 18 combined points earns "Wild Cards" nickname … 45-point outburst at Washington Nov. 22 the Cards' best scoring output in 21 years … seven of nine victories are QB **Jake Plummer**-led comebacks … Plummer's three rushing touchdowns at Washington Nov. 22 the most by an NFL quarterback since the Saints' Archie Manning in 1977 … RB **Adrian Murrell** becomes sixth player in NFL history to rush for over 1,000 yards for different teams in consecutive seasons … WR **Frank Sanders** leads NFC (NFL runner-up) with 89 receptions … FB **Larry Centers** becomes the Cardinals' career receiving leader … eight defensive takeaways Oct. 11 vs. Chicago tie Seattle for NFL season best … final three games provide largest viewing audiences in the history of three Phoenix television stations—the CBS, ABC, and FOX affiliates, respectively.

FINAL NFC EAST STANDINGS

Team	W	L	T	Pct.	Pts.	OP
Dallas	10	6	0	.625	381	275
Arizona*	9	7	0	.563	325	378
N.Y. Giants	8	8	0	.500	287	309
Washington	6	10	0	.375	319	421
Philadelphia	3	10	0	.188	161	344

*Wild-card playoff qualifier

PASSING

	Att.	Comp.	Yds.	Comp. %	Yds./Att.	TD	TD%	Int.	Int. %	Long	Sack/Lost	Rating
Plummer	547	324	3,737	59.2	6.83	17	3.1	20	3.7	57	49/280	75.0
D. Brown	5	2	31	40.0	6.20	0	0.0	0	0.0	19	1/6	61.3
Team	**552**	**326**	**3,768**	**59.1**	**6.83**	**17**	**3.1**	**20**	**3.6**	**57**	**50/286**	**74.9**
Opponents	**518**	**299**	**3,526**	**57.7**	**6.81**	**21**	**4.1**	**20**	**3.9**	**87t**	**39/250**	**76.0**

1999 (6–10)
HEAD COACH VINCE TOBIN

Sept. 12	At Philadelphia	W	25–24	64,113
Sept. 19	At Miami	L	16–19	73,618
Sept. 27	**San Francisco**	**L**	**10–24**	**70,993**
Oct. 3	At Dallas	L	7–35	64,169
Oct. 10	**N.Y. Giants**	**W**	**14–3**	**43,968**
Oct. 17	**Washington**	**L**	**10–24**	**51,789**
Oct. 24	Open Date			
Oct. 31	**New England**	**L**	**3–27**	**47,030**
Nov. 7	At N.Y. Jets	L	7–12	77,857
Nov. 14	**Detroit**	**W**	**23–19**	**41,924**
Nov. 21	**Dallas**	**W**	**13–9**	**64,773**
Nov. 28	At N.Y. Giants	W	34–24	77,809
Dec. 5	**Philadelphia**	**W**	**21–17**	**41,187**
Dec. 12	At Washington	L	3–28	75,851
Dec. 19	**Buffalo**	**L**	**21–31**	**59,509**
Dec. 26	At Atlanta	L	14–37	47,074
Jan. 2	At Green Bay	L	24–49	59,818
			245–382	

Home: 4–4 (421,173). Away: 2–6 (540,309).

TEAM STATISTICS

	Cards	Opp.
Total First Downs	**254**	**301**
Rushing	77	128
Passing	150	157
Penalty	27	16
3rd Down: Made/Att.	72/221	94/232
3rd Down Pct.	32.6	40.5
4th Down: Made Att.	4/17	4/15
4th Down Pct.	23.5	26.7
Possession Average	**27:10**	**32:51**
Total Net Yards	**4010**	**5422**
Avg. Per Game	250.6	338.9
Total Plays	999	1,068
Avg. Per Play	4.0	5.1
Net Yards Rushing	**1,207**	**2265**
Avg. Per Game	5.4	141.6
Total Rushes	396	542
Net Yards Passing	**2803**	**3157**
Avg. Per Game	175.2	197.3
Sacked/Yards Lost	45/282	33/229
Gross Yards	3,085	3,386
Att./Completions	558/287	493/294
Completion Pct.	51.4	59.6
Had Intercepted	30	17
Punts/Average	**94/42.0**	**89/42.4**
Net Punting Average	**94/36.7**	**89/34.2**
Penalties/Yards	**70/481**	**112/938**
Fumbles/Balls Lost	**31/10**	**28/10**
Touchdowns	**27**	**48**
Rushing	13	17
Passing	11	25
Returns	3	6

SCORE BY PERIOD

	Q1	Q2	Q3	Q4	OT	Pts.
Team	19	97	50	79	0	245
Opponents	118	97	56	111	0	382

SCORING

	TD	R	P	R	PAT	FG	S	Pts.
Jacke	0	0	0	0	26/26	19/27	0	83
Bates	9	9	0	0	0/0	0/0	0	54
Moore	5	0	5	0	0/0	0/0	0	30
Boston	2	0	2	0	0/0	0/0	0	12
Pittman	2	2	0	0	0/0	0/0	0	12
Plummer	2	2	0	0	0/0	0/0	0	12
Cody	1	0	1	0	0/0	0/0	0	6
Fredrickson	1	0	0	1	0/0	0/0	0	6
Lassiter	1	0	0	1	0/0	0/0	0	6
Makovicka	1	0	1	0	0/0	0/0	0	6

SCORING (CONT.)

	TD	R	P	R	PAT	FG	S	Pts.
McWilliams	1	0	1	0	0/0	0/0	0	6
Sanders	1	0	1	0	0/0	0/0	0	6
Swann	1	0	0	1	0/0	0/0	0	6
Team	**27**	**13**	**11**	**3**	**26/26**	**19/27**	**0**	**245**
Opponents	**48**	**17**	**25**	**6**	**44/45**	**16/24**	**1**	**382**

Two-Point Conversions: Cardinals 0–1; Opponents 0–3.

SACKS

Rice 16.5, Swann 4, Burke 2.5, Fredrickson 2, Wadsworth 2, Drake 1, McKinnon 1, Ottis 1, Sapp 1, Swinger 1, Walz 1.
Cardinals 33, Opponents 45.

RUSHING

	No.	Yds.	Avg.	Long	TD
Murrell	193	553	2.9	22	0
Pittman	64	289	4.5	58t	2
Bates	72	202	2.8	16	9
Plummer	39	121	3.1	17	2
Brown	13	49	3.8	10	0
Makovicka	8	7	0.9	7	0
Tillman	1	4	4.0	4	0
Boston	5	0	0.0	7	0
Player	1	–18	–18.0	–18	0
Team	**396**	**1,207**	**3.0**	**58t**	**13**
Opponents	**542**	**2,265**	**4.2**	**68t**	**17**

RECEIVING

	No.	Yds.	Avg.	Long	TD
Sanders	79	954	12.1	63	1
Murrell	49	335	6.8	23	0
Boston	40	473	11.8	43	2
Moore	37	621	16.8	71	5
Hardy	30	222	7.4	23	0
Pittman	16	196	12.3	46	0
McWilliams	11	71	6.5	11	1
Makovicka	10	70	7.0	15	1
Cody	6	60	10.0	16	1
Bates	5	34	6.8	18	0
McCullough	3	45	15.0	31	0
McKinley	1	4	4.0	4	0
Team	**287**	**3,085**	**10.7**	**71**	**11**
Opponents	**294**	**3,386**	**11.5**	**77t**	**25**

INTERCEPTIONS

	No.	Yds.	Avg.	Long	TD
Lassiter	2	110	55.0	78t	1
Fredrickson	2	57	28.5	34t	1
Knight	2	16	8.0	16	0
Tillman	2	7	3.5	6	0
Williams	2	5	2.5	8	0
Swann	1	42	42.0	42t	1
Wadsworth	1	23	23.0	23	0
Bennett	1	13	13.0	13	0
McCleskey	1	2	2.0	2	0
Chavous	1	1	1.0	1	0
Drake	1	0	0.0	0	0
McKinnon	1	0	0.0	0	0
Team	**17**	**276**	**16.2**	**78t**	**3**
Opponents	**30**	**336**	**11.2**	**59t**	**2**

PUNT RETURNS

	Ret.	FC	Yds.	Avg.	Long	TD
Cody	32	12	373	11.7	31	0
Boston	7	0	62	8.9	43	0
Pittman	4	0	16	4.0	7	0
Knight	3	1	38	12.7	27	0
McCleskey	1	0	0	0.0	0	0
Team	**47**	**13**	**489**	**10.4**	**43**	**0**
Opponents	**53**	**16**	**340**	**6.4**	**36**	**0**

KICKOFF RETURNS

	No.	Yds.	Avg.	Long	TD
Bates	52	1,231	23.7	68	0
Cody	4	76	19.0	29	0
Tillman	3	33	11.0	18	0
Pittman	2	31	15.5	22	0
Dishman	1	9	9.0	9	0
Lassiter	1	13	13.0	13	0
Makovicka	1	10	10.0	10	0
Team	**64**	**1,403**	**21.9**	**68**	**0**
Opponents	**59**	**1,224**	**20.7**	**88t**	**2**

PUNTING

	No.	Yds.	Avg.	Net	TB	In20	Lg	Blk.
Player	94	3,948	42.0	36.7	8	18	60	0
Team	**94**	**3,948**	**42.0**	**36.7**	**8**	**18**	**60**	**0**
Opponents	**89**	**3,775**	**42.4**	**34.2**	**12**	**23**	**69**	**0**

FIELD GOALS

	1–19	20–29	30–39	40–49	50+
Jacke	0–0	5–5	10–12	4–7	0–3
Team	**0–0**	**5–5**	**10–12**	**4–7**	**0–3**
Opponents	**0–0**	**5–7**	**6–6**	**4–8**	**1–3**

Jacke: (31G, 25G, 32G, 31G), (36G, 44G, 38G, 32N), (43G), ( ), (53N, 34B), (44G, 42N), (24G), ( ), (35G, 53N, 35G, 49G, 54N), (24G, 38G), (39G, 20G, 44N), ( ), (31G), ( ), ( ), (23G, 47N).
Opponents: (25G), (39G, 51G, 48G, 44G, 42N), (33G), (24N), (42N, 31G), (36G, 52N), ( ), (44G, 29N, 33G, 45N), (57N), (48N), (24G), (29G), ( ), (33G), (28G, 24G, 41G), ( ).

USUAL STARTING LINEUP

Offense
WR.....Rob Moore
LT.....Matt Joyce
L.J. Shelton
LG.....Chris Dishman
Matt Joyce
C..... Aaron Graham
RG..... Lester Holmes
RT.. Anthony Clement
TE.....Terry Hardy
WR.....Frank Sanders
QB.....Jake Plummer
FB..... Joel Makovicka
RB.....Adrian Murrell
K..... Chris Jacke

Defense
LE..Andre Wadsworth
Brad Ottis
LT.... Rashod Swinger
RT.....Jerry Drake
RE..... Simeon Rice
LLB . Rob Fredrickson
MLBRonald McKinnon
RLB..... Zack Walz
LCB . Aeneas Williams
RCB..... Tom Knight
SS.....Tommy Bennett
FS ... Kwamie Lassiter
P ..... Scott Player

NOTES

RB **Mario Bates'** nine rushing touchdowns a team best since 1993 … K **Chris Jacke's** 31-yard game-winning field goal in season-opener at Philadelphia makes him the first NFL kicker to win four consecutive regular-season games with walk-off three-pointers … **Mac Cody's** 11.7-yard punt-return average leads NFC … WR **Frank Sanders'** 13 receptions in finale at Green Bay most by a Card since 1962 … RB **Michael Pittman** logs 133 rushing yards against Detroit in first career start … MLB **Ronald McKinnon** becomes first Cardinal to crack 200-tackle plateau (223 total stops) … OLB **Rob Fredrickson** sets franchise modern-day record with 22 total tackles vs. N.Y. Jets and becomes first Card linebacker to return an interception for a touchdown since 1987.

FINAL NFC EAST STANDINGS

Team	W	L	T	Pct.	Pts.	OP
Washington	10	6	0	.625	443	377
Dallas*	8	8	0	.500	352	276
N.Y. Giants	7	9	0	.438	299	358
Arizona	6	10	0	.375	245	382
Philadelphia	5	11	0	.313	272	357

*Wild-card playoff qualifier

PASSING

	Att.	Comp.	Yds.	Comp. %	Yds./Att.	TD	TD%	Int.	Int. %	Long	Sack/Lost	Rating
Plummer	381	201	2,111	52.8	5.54	9	2.4	24	6.3	63	27/152	50.8
Brown	169	84	944	49.7	5.59	2	1.2	6	3.6	71	18/130	55.9
Greisen	6	1	4	16.7	0.67	0	0.0	0	0.0	4	0/0	39.6
Pittman	1	1	26	100.0	26.00	0	0.0	0	0.0	26	0/0	118.8
Sanders	1	0	0	0.0	0.00	0	0.0	0	0.0	0	0/0	39.6
Team	**558**	**287**	**3,085**	**51.4**	**5.53**	**11**	**2.0**	**30**	**5.4**	**71**	**45/282**	**52.2**
Opponents	**493**	**294**	**3,386**	**59.6**	**6.87**	**25**	**5.1**	**17**	**3.4**	**77t**	**33/229**	**82.9**

2000 (3–13)
HEAD COACH VINCE TOBIN (7 GAMES)
HEAD COACH DAVE MCGINNIS (9 GAMES)

Sept. 3	At N.Y. Giants	L	16–21	77,434
Sept. 10	**Dallas**	**W**	**32–31**	**58,303**
Sept. 17	Open Date			
Sept. 24	**Green Bay**	**L**	**3–29**	**69,568**
Oct. 1	At San Francisco	L	20–27	66,985
Oct. 8	**Cleveland**	**W**	**29–21**	**39,148**
Oct. 15	**Philadelphia**	**L**	**14–33**	**36,590**
Oct. 22	At Dallas	L	7–48	62,981
Oct. 29	**New Orleans**	**L**	**10–21**	**35,016**
Nov. 5	**Washington**	**W**	**16–15**	**44,723**
Nov. 12	At Minnesota	L	14–31	64,223
Nov. 19	At Philadelphia	L	9–34	65,356
Nov. 26	**N.Y. Giants**	**L**	**7–31**	**38,909**
Dec. 3	At Cincinnati	L	13–24	50,289
Dec. 10	At Jacksonville	L	10–44	53,472
Dec. 17	**Baltimore**	**L**	**7–13**	**37,452**
Dec. 24	At Washington	L	3–20	65,711
			210–443	

Home: 3–5 (359,709). Away: 0–8 (506,451).

TEAM STATISTICS

	Cards	Opp.
Total First Downs	**253**	**345**
Rushing	71	149
Passing	156	175
Penalty	26	21
3rd Down: Made/Att.	75/199	105/222
3rd Down Pct.	37.7	47.3
4th Down: Made Att.	8/27	10/15
4th Down Pct.	29.6	66.7
Possession Average	**26:32**	**33:28**
Total Net Yards	**4,528**	**5,737**
Average Per Game	283.0	358.6
Total Plays	932	1,062
Average Per Play	4.9	5.4
Net Yards Rushing	**1,278**	**2,609**
Average Per Game	79.9	163.1
Total Rushes	343	579
Net Yards Passing	**3250**	**3128**
Average Per Game	203.1	195.5
Sacked/Yards Lost	35/228	25/135
Gross Yards	3,478	3,263
Att./Comp./Pct.	554/316/57.0	458/295/64.4
Had Intercepted	24	10
Punts/Average	**65/44.2**	**59/41.1**
Penalties/Yards	**96/785**	**96/914**
Fumbles/Ball Lost	**32/20**	**17/10**
Touchdowns	**24**	**52**
Rushing	6	29
Passing	16	19
Returns	2	4

SCORE BY PERIOD

	Q1	Q2	Q3	Q4	OT	Pts.
Team	30	48	57	75	0	210
Opponents	114	130	95	104	0	443

SCORING

	TD	R	P	R	PAT	FG	S	Pts.
Blanchard	0	0	0	0	18/19	16/23	0	66
Boston	7	0	7	0	0/0	0/0	0	42
Pittman	6	4	2	0	0/0	0/0	0	36
Sanders	6	0	6	0	0/0	0/0	0	36
Jones	2	2	0	0	0/0	0/0	0	12
Hardy	1	0	1	0	0/0	0/0	0	6
Jenkins	1	0	0	1	0/0	0/0	0	6
Team	**24**	**6**	**16**	**2**	**18/19**	**16/23**	**0**	**210**
Opponents	**52**	**29**	**19**	**4**	**50/51**	**27/34**	**0**	**443**

Two-Point Conversions: Team 0–5, Opponents 0–1.

SACKS

Rice 7.5, McKinnon 4, Smith 3, Folston 2, Maddox 1.5, Tillman 1.5, Fredrickson 1, Issa 1, Knight 1, Ottis 1, Wadsworth 1, Davis 0.5

Team 25.0, Opponents 35.0.

RUSHING

	No.	Yds.	Avg.	Long	TD
Pittman	184	719	3.9	29	4
Jones	112	373	3.3	29	2
Plummer	37	183	4.9	24	0
Boston	3	9	3.0	24	0
Makovicka	3	8	2.7	7	0
Greisen	1	1	1.0	1	0
Dave Brown	1	0	0.0	0	0
Jenkins	1	–4	–4.0	–4	0
Player	1	–11	–11.0	–11	0
Team	**343**	**1,278**	**3.7**	**29**	**6**
Opponents	**579**	**2,609**	**4.5**	**78t**	**29**

RECEIVING

	No.	Yds.	Avg.	Long	TD
Pittman	73	579	7.9	36t	2
Boston	71	1,156	16.3	70t	7
Sanders	54	749	13.9	53t	6
Jones	32	208	6.5	20	0
Hardy	27	160	5.9	13	1
Jenkins	17	219	12.9	34	0
Cody	17	212	12.5	24	0
Gedney	10	75	7.5	24	0
Makovicka	6	18	3.0	5	0
Mitchell	5	80	16.0	42	0
McKinley	2	13	6.5	9	0
C. Williams	1	5	5.0	5	0
Team	**316**	**3,478**	**11.0**	**70t**	**16**
Opponents	**295**	**3,263**	**11.1**	**65t**	**19**

INTERCEPTIONS

	No.	Yds.	Avg.	Long	TD
A. Williams	5	102	20.4	48	0
Tillman	1	30	30.0	27	0
Lassiter	1	11	11.0	11	0
Fredrickson	1	8	8.0	8	0
Chavous	1	0	0.0	0	0
Walz	1	0	0.0	0	0
Team	**10**	**151**	**15.1**	**48**	**0**
Opponents	**24**	**383**	**16.0**	**45**	**2**

PUNT RETURNS

	Ret.	FC	Yds.	Avg.	Long	TD
Cody	31	11	222	7.2	25	0
Jenkins	1	0	1	1.0	1	0
Team	**32**	**11**	**223**	**7.0**	**25**	**0**
Opponents	**37**	**18**	**347**	**9.4**	**64t**	**2**

KICKOFF RETURNS

	No.	Yds.	Avg.	Long	TD
Jenkins	82	2,186	26.7	98t	1
Bennett	1	17	17.0	17	0
Cody	1	18	18.0	18	0
McKinley	1	20	20.0	20	0
McKinnon	1	9	9.0	9	0
Barrett	0	46	0.0	41	0
Team	**86**	**2,296**	**26.7**	**98t**	**1**
Opponents	**46**	**827**	**18.0**	**40**	**0**

PUNTING

	No.	Yds.	Avg.	Net	TB	In20	Lg	Blk.
Player	65	2,871	44.2	37.3	5	17	55	0
Team	**65**	**2,871**	**44.2**	**37.3**	**5**	**17**	**55**	**0**
Opponents	**59**	**2,422**	**44.1**	**35.2**	**6**	**15**	**61**	**0**

FIELD GOALS

	1–19	20–29	30–39	40–49	50+
Blanchard	1–1	2–2	9–11	2–5	2–4
Team	**1–1**	**2–2**	**9–11**	**2–5**	**2–4**
Opponents	**0–0**	**7–7**	**10–12**	**8–12**	**2–3**

Blanchard: (32G), (19G, 54G, 35G, 51G), (31G), (51N, 32G, 27G), (36G, 47G, 28G), ( ), ( ), (42N, 34G, 30N), (30G 56N), ( ), (42G), ( ), (31N), (47N, 32G) (46N), (37G).

Opponents: ( ), (44G), (38G, 47G, 48G, 37G, 22G), (33G, 29G), (42N), (31G, 29G), (32G 23G), (45N), (35G, 28G, 29G, 51N, 33N), (33G), (38G, 46G), (25G), (36N, 45N, 32G), (36G, 50G, 40G), (42G, 42G), (41G, 50G, 43N).

USUAL STARTING LINEUP

Offense

WR..... David Boston
LT.....L.J. Shelton
LG ..... Matt Joyce
C ..... Chris Dishman
Mike Gruttadauria
RG.....Lester Holmes
RT .. Anthony Clement
TE.....Terry Hardy
WR.....Frank Sanders
QB.....Jake Plummer
FB .....Joel Makovicka
RB....Michael Pittman
Thomas Jones
K ..... Cary Blanchard

Defense

LE.....Brad Ottis
Andre Wadsworth
LT..... Russell Davis
Tony McCoy
RT .....Mark Smith
Mao Tosi
RE..... Simeon Rice
LLB ... Ray Thompson
MLB ..Ronald McKinnon
RLB .. Rob Fredrickson
LCB ..Aeneas Williams
RCB..... Tom Knight
SS.....Pat Tillman
FS ... Kwamie Lassiter
K ..... Scott Player

NOTES

Defensive coordinator **Dave McGinnis** replaces Head Coach **Vince Tobin** on an interim basis after seven games … McGinnis is named permanent head coach Dec. 18 … Maricopa Co. voters approve new multi-purpose stadium on Election Day, Nov. 7 … 109 starter games lost by injuries to 17 players … fewest victories and lowest winning percentage since 1959 … CB **Aeneas Williams** appears in 160th consecutive game to end season, the longest streak by a position player in franchise history … he also authors a 104-yard fumble return for a touchdown Nov. 5 vs. Washington to equal the NFL record … SS **Pat Tillman** (224) and middle MLB **Ronald McKinnon** (208) become the first pair of Cards to crack 200 single-season total tackles … McKinnon also becomes the first Card to register 200-plus total tackles in consecutive seasons … WR **MarTay Jenkins** sets NFL single-season records with 82 kickoff returns for 2,186 yards … Jenkins posts Cards' first kickoff return for a touchdown in 21 years Nov. 12 at Minnesota … QB **Jake Plummer** becomes the fastest Cardinal to 10,000 career passing yards in his 47th NFL game Nov. 5 vs. Washington.

FINAL NFC EAST STANDINGS

Team	W	L	T	Pct.	Pts.	OP
N.Y. Giants#	12	4	0	.750	328	246
Philadelphia*	11	5	0	.688	351	245
Washington	8	8	0	.500	281	269
Dallas	5	11	0	.313	294	361
Arizona	3	13	0	.188	210	443

#Top NFL playoff seed
*Wild-card playoff qualifier

PASSING

	Att.	Comp.	Yds.	Comp. %	Yds./Att.	TD	TD%	Int.	Int. %	Long	Sack/Lost	Rating
Plummer	475	270	2,946	56.8	6.20	13	2.7	21	4.4	70t	22/151	66.0
Brown	69	40	467	58.0	6.77	2	2.9	3	4.3	44t	10/53	70.1
Greisen	10	6	65	60.0	6.50	1	100.0	0	0.0	26t	3/24	112.5
Player	0	0	0	0.0	0.0	0	0.0	0	0.0	0	1/11	0.0
Team	**554**	**316**	**3,478**	**57.0**	**6.28**	**16**	**2.9**	**24**	**4.3**	**70t**	**36/239**	**67.4**
Opponents	**458**	**295**	**3,263**	**64.4**	**7.12**	**19**	**4.1**	**10**	**2.2**	**65t**	**36/239**	**90.2**

2001 (7–9)
HEAD COACH DAVE MCGINNIS

Sept. 9	Open Date			
Sept. 16	At Washington (Postponed to 1/6/02, national tragedy)			
Sept. 23	**Denver Broncos**	**L**	**17–38**	**47,239**
Sept. 30	**Atlanta Falcons**	**L**	**14–34**	**23,790**
Oct. 7	At Philadelphia	W	21–20	66,360
Oct. 14	At Chicago	L	13–20	66,944
Oct. 21	**Kansas City**	**W**	**24–16**	**29,983**
Oct. 28	At Dallas	L	3–17	63,114
Nov. 4	**Philadelphia**	**L**	**7–21**	**27,290**
Nov. 11	**New York Giants**	**L**	**10–17**	**33,107**
Nov. 18	**Detroit Lions**	**W**	**45–38**	**24,363**
Nov. 25	At San Diego	W	20–17	49,398
Dec. 2	At Oakland (OT)	W	34–31	46,601
Dec. 9	**Washington**	**L**	**10–20**	**36,642**
Dec. 15	At N.Y. Giants	L	13–17	77,913
Dec. 23	**Dallas**	**W**	**17–10**	**40,881**
Dec. 30	At Carolina	W	30–7	72,025
Jan. 6	At Washington	L	17–20	61,721
			295–343	

Home: 3–5 (263,295). Away: 4–4 (504,076).

TEAM STATISTICS

	Cards	Opp.
Total First Downs	**277**	**319**
Rushing	77	124
Passing	177	179
Penalty	23	16
3rd Down: Made/Att.	57/196	84/220
3rd Down Pct.	29.1	38.2
4th Down: Made Att.	10/20	12/24
4th Down Pct.	50.0	50.0
Possession Average	**27:45**	**32:15**
Total Net Yards	**4898**	**5685**
Average Per Game	306.1	355.3
Total Plays	955	1,071
Average Per Play	5.1	5.3
Net Yards Rushing	**1449**	**2087**
Average Per Game	90.6	130.4
Total Rushes	400	496
Net Yards Passing	**3449**	**3598**
Average Per Game	215.6	224.9
Sacked/Yards Lost	29/204	19/128
Gross Yards	3,653	3,726
Att./Comp./Pct.	526/304/57.8	556/337/60.6
Had Intercepted	14	17
Punts/Average	**87/41.0**	**75/43.3**
Penalties/Yards	**72/620**	**110/980**
Fumbles/Ball Lost	**26/13**	**27/7**
Touchdowns	**33**	**39**
Rushing	10	10
Passing	18	26
Returns	5	3

SCORE BY PERIOD

	Q1	Q2	Q3	Q4	OT	Pts.
Team	51	110	30	101	3	295
Opponents	57	114	72	100	0	343

SCORING

	TD	R	P	R	PAT	FG	S	Pts.
Gramatica	0	0	0	0	25/25	16/20	0	73
Boston	8	0	8	0	0/0	0/0	0	48
Jones	5	5	0	0	0/0	0/0	0	30
Pittman	5	5	0	0	0/0	0/0	0	30
Oglesby	0	0	0	0	7/7	5/6	0	22
Jenkins	3	0	3	0	0/0	0/0	0	18
Hardy	2	0	2	0	0/0	0/0	0	12
McKinnon	2	0	0	2	0/0	0/0	0	12
Mitchell	2	0	2	0	0/0	0/0	0	12
Sanders	2	0	2	0	0/0	0/0	0	12
Makovicka	1	0	1	0	0/0	0/0	0	6
Vanden Bosch	1	0	0	1	0/0	0/0	0	6
Wakefield	1	0	0	1	0/0	0/0	0	6
Wilson	1	0	0	1	0/0	0/0	0	6

SCORING (CONT.)

	TD	R	P	R	PAT	FG	S	Pts.
Plummer	0	0	0	0	0/0	0/0	0	2
Team	**33**	**10**	**18**	**5**	**32/32**	**21/26**	**0**	**295**
Opponents	**39**	**10**	**26**	**3**	**36/36**	**23/32**	**0**	**343**

Two-Point Conversions: Plummer, Team 1–1, Opponents 2–3

SACKS

Fredrickson 4.0, Wakefield 2.5, Burke 2.0, R. Davis 2.0, McKinnon 2.0, Lassister 1.0, Sanyika 1.0, Tosi 1.0, Walz 1.0, Bell 0.5, Hill 0.5, Thompson 0.5, Vanden Bosch 0.5, Wilson 0.5.
Team 19.0, Opponents 29.0

RUSHING

	No.	Yds.	Avg.	Long	TD
Pittman	241	846	3.5	42	5
Jones	112	380	3.4	21	5
Plummer	35	163	4.7	21	0
Boston	5	35	7.0	17	0
Makovicka	1	19	19.0	19	0
Jenkins	3	4	1.3	16	0
Gruttadauria	1	1	1.0	1	0
McKinley	1	1	1.0	1	0
Player	1	0	0.0	0	0
Team	**400**	**1,449**	**3.6**	**42**	**10**
Opponents	**496**	**2,087**	**4.2**	**41**	**10**

RECEIVING

	No.	Yds.	Avg.	Long	TD
Boston	98	1,598	16.3	61t	8
Pittman	42	264	6.3	27	0
Sanders	41	618	15.1	68t	2
Jenkins	32	518	16.2	53	3
Mitchell	25	196	7.8	24t	2
Jones	21	151	7.2	18	0
Makovicka	16	95	5.9	25	1
Hardy	11	79	7.2	13	2
Jackson	9	44	4.9	16	0
Bush	8	80	10.0	16	0
McKinley	1	10	10.0	10	0
Team	**304**	**3,653**	**12.0**	**68t**	**18**
Opponents	**337**	**3,726**	**11.1**	**79t**	**26**

INTERCEPTIONS

	No.	Yds.	Avg.	Long	TD
Lassiter	9	80	8.9	25	0
Wilson	2	97	48.5	61t	1
Barrett	2	30	15.0	23	0
Knight	1	43	43.0	43	0
McKinnon	1	24	24.0	24	1
Wakefield	1	20	20.0	20	1
Chavous	1	0	0.0	0	0
Team	**17**	**294**	**17.3**	**61t**	**3**
Opponents	**14**	**157**	**11.2**	**43**	**1**

PUNT RETURNS

	Ret.	FC	Yds.	Avg.	Long	TD
Jackson	40	0	461	11.5	55	0
Lassiter	3	1	11	3.7	10	0
Team	**43**	**1**	**472**	**11.0**	**55**	**0**
Opponents	**48**	**17**	**481**	**10.0**	**45**	**0**

KICKOFF RETURNS

	No.	Yds.	Avg.	Long	TD
Jenkins	49	1,120	22.9	70	0
Pittman	6	161	26.8	44	0
Shipp	6	118	19.7	26	0
Jackson	2	46	23.0	24	0
Burke	1	15	15.0	15	0
Bush	1	9	9.0	9	0
Makovicka	1	7	7.0	7	0
McKinley	1	11	11.0	11	0
Team	**67**	**1,487**	**22.2**	**70**	**0**
Opponents	**53**	**967**	**18.2**	**94t**	**1**

PUNTING

	No.	Yds.	Avg.	Net	TB	In20	Lg	Blk.
Player	67	2,779	41.5	33.8	7	17	58	0
Stanley	19	751	39.5	34.2	1	4	54	0
Gramatica	1	41	41.0	19.0	0	0	41	0
Team	**87**	**3,571**	**41.0**	**33.7**	**8**	**21**	**58**	**0**
Opponents	**75**	**3,251**	**43.3**	**34.1**	**11**	**22**	**64**	**0**

FIELD GOALS

	1–19	20–29	30–39	40–49	50+
Gramatica	1–1	7–7	3–4	4–7	1–1
Oglesby	1–1	2–2	1–2	1–1	0–0
Team	**2–2**	**9–9**	**4–6**	**5–8**	**1–1**
Opponents	**0–0**	**7–9**	**8–9**	**7–12**	**1–2**

Gramatica: (28G), (49N), (30N), (40G, 47G), (29G) (27G), ( ), (32G), (50G), (18G, 42G), (23G, 26G, 33G, 48N, 36G,) (44N, 24G), (42G, 23G), ( ), ( ), ( ).
Oglesby: ( ), ( ), ( ), ( ), ( ), ( ), ( ), ( ), ( ), ( ), ( ), ( ), ( ), (34G, 35N), (41G, 18G, 26G), (26G).
Opponents: (49G, 31G, 35G), (34G, 55G), (42G, 28G), (46G, 43G), (49G, 29G 33G), (31G), ( ), (38N, 25G), (49G), (25N, 26G, 27N), (41B, 24G), (47N, 44N, 22G, 42G), (39G), (27G, 41N), (44N, 52N), (36G, 33G).

USUAL STARTING LINEUP

Offense
WR.....David Boston
LT.....L.J. Shelton
LG.....Pete Kendall
Chris Dishman
C....Mike Gruttadauria
RG.....Leonard Davis
RT...Anthony Clement
TE.....Steve Bush
Terry Hardy
Tywan Mitchell
WR.....Frank Sanders
QB.....Jake Plummer
FB.....Joel Makovicka
RB....Michael Pittman

Defense
LE.....Fred Wakefield
Jabari Issa
LT.....Russell Davis
RT.....Barron Tanner
RE.....Thomas Burke
Kyle Vanden Bosch
LLB....Ray Thompson
MLBRonald McKinnon
RLB..Rob Fredrickson
LCB.....David Barrett
Tom Knight
RCB....Corey Chavous
SS.....Pat Tillman
Justin Lucas
FS....Kwamie Lassiter

NOTES

Dave McGinnis fields NFL's youngest team and its largest offensive line in first season as head coach … national tragedy Sept. 11 delays season opening … 17 points separate Arizona from 8–0 second-half record … 3–1 vs. AFC equals franchise best … 45 points Nov. 18 vs. Detroit a 332-game high (1977) … 29 quarterback sacks allowed the franchise's second fewest in 16-game season (1978) … WR **David Boston** leads NFL and sets Arizona single-season records with 1,598 receiving yards and nine 100-yard games and becomes second youngest NFL player to eclipse 1,500 receiving yards … QB **Jake Plummer** posts 13th, 14th, 15th, and 16th career comebacks … Plummer and Giant Kerry Collins the only NFL signal-callers to take every snap … WR **Frank Sanders** makes 100th NFL start … 14 different starting combinations on defense … 343 opponent points fewest allowed since 1994 (267) … Cards' defense scores five touchdowns for fifth time since 1960 (1995, '87, '64, '61) … MLB **Ronald McKinnon** becomes first Card in 178 games to record defensive touchdowns in consecutive contests … FS **Kwamie Lassiter's** nine interceptions lead NFL safeties … rookie K **Bill Gramatica** sets team rookie records with 14 field goals and 50-yard three-pointer.

FINAL NFC EAST STANDINGS

Team	W	L	T	Pct.	Pts.	OP
Philadelphia	11	5	0	.688	343	208
Washington	8	8	0	.500	256	303
N.Y. Giants	7	9	0	.438	294	321
Dallas	7	9	0	.438	295	343
Arizona	5	11	0	.313	246	338

PASSING

	Att.	Comp.	Yds.	Comp. %	Yds./Att.	TD	TD%	Int.	Int. %	Long	Sack/Lost	Rating
Plummer	525	304	3,653	57.9	6.96	18	3.4	14	2.7	68t	29/204	79.6
Sanders	1	0	0	0.0	0.0	0	0.0	0	0.0	0	0/0	39.6
Team	**526**	**304**	**3,653**	**57.8**	**6.94**	**18**	**3.4**	**14**	**2.7**	**68t**	**29/204**	**79.5**
Opponents	**556**	**337**	**3,726**	**60.6**	**6.70**	**26**	**4.7**	**17**	**3.1**	**79t**	**19/128**	**83.4**

2002 (5–11)

HEAD COACH DAVE MCGINNIS

Sept. 8	At Washington	L	23–31	85,140
Sept. 15	At Seattle	W	24–13	63,104
Sept. 22	**San Diego**	**L**	**15–23**	**26,827**
Sept. 29	**N.Y. Giants**	**W**	**21–7**	**23,312**
Oct. 6	At Carolina	W	16–13	72,286
Oct. 13	Open Date			
Oct. 20	**Dallas (OT)**	**W**	**9–6**	**56,956**
Oct. 27	At S.F.	L	28–38	67,173
Nov. 3	**St. Louis**	**L**	**14–27**	**43,654**
Nov. 10	**Seattle**	**L**	**6–27**	**25,435**
Nov. 17	At Phila.	L	14–38	64,990
Nov. 24	**Oakland**	**L**	**20–41**	**52,501**
Dec. 1	At Kansas City	L	0–49	77,809
Dec. 8	**Detroit (OT)**	**W**	**23–20**	**21,292**
Dec. 15	At St. Louis	L	28–30	65,939
Dec. 21	**San Francisco**	**L**	**14–17**	**39,439**
Dec. 29	At Denver	L	7–37	75,164
			262–417	

Home: 3–5 (289,416). Away: 2–6 (571,605).

TEAM STATISTICS

	Cards	Opp.
Total First Downs	**274**	**335**
Rushing	94	117
Passing	148	196
Penalty	32	22
3rd Down Made/Att.	99/230	90/212
3rd Down Pct.	43.0	46.7
4th Down: Made/Att.	4/13	7/15
4th Down Pct.	30.8	46.7
Possession Avg	**28:41**	**31:19**
Total Net Yards	**4563**	**6020**
Avg. Per Game	285.2	376.3
Total Plays	1,003	1,046
Avg. Per Play	4.5	5.8
Net Yards Rushing	**1823**	**2146**
Avg. Per Game	113.9	134.1
Total Rushes	414	490
Net Yards Passing	**2740**	**3874**
Avg. Per Game	171.3	242.1
Sacked/Yards Lost	41/298	21/131
Gross Yards	3,038	4,005
Att./Completions	548/291	535/335
Completion Pct.	53.1	62.6
Had Intercepted	22	17
Punts/Average	**89/43.4**	**65/42.0**
Net Punting Average	**89/35.0**	**65/36.8**
Penalties/Yards	**76/617**	**111/969**
Fumbles/Ball Lost	**26/13**	**15/8**
Touchdowns	**31**	**50**
Rushing	10	17
Passing	18	29
Returns	3	4

SCORE BY PERIOD

	Q1	Q2	Q3	Q4	OT	Pts.
Team	40	85	41	90	6	262
Opponents	109	158	70	80	0	417

SCORING

	TD	R	P	R	PAT	FG	S	Pts.
Gramatica	0	0	0	0	29/29	15/21	0	74
Shipp	9	6	3	0	0/0	0/0	0	54
Kasper	3	0	3	0	0/0	0/0	0	18
Makovicka	3	0	3	0	0/0	0/0	0	18
Sanders	2	0	2	0	0/0	0/0	0	14
Jenkins	2	0	1	1	0/0	0/0	0	12
T. Jones	2	2	0	0	0/0	0/0	0	12
Lucas	2	0	0	2	0/0	0/0	0	12
Plummer	2	2	0	0	0/0	0/0	0	12
Boston	1	0	1	0	0/0	0/0	0	6
Bush	1	0	1	0	0/0	0/0	0	6
Jackson	1	0	1	0	0/0	0/0	0	6
F. Jones	1	0	1	0	0/0	0/0	0	6
McAddley	1	0	1	0	0/0	0/0	0	6

SCORING (CONT.)

	TD	R	P	R	PAT	FG	S	Pts.
Poole	1	0	1	0	0/0	0/0	0	6
Team	**31**	**10**	**18**	**3**	**29/29**	**15/21**	**0**	**262**
Opponents	**50**	**17**	**29**	**4**	**49/49**	**22/29**	**1**	**417**

Two-Point Conversions: Sanders.
Team 1–2. Opponents 0–1.

SACKS

Vanden Bosch 3.5, Thompson 2, Bell 2, R. Davis 2, Tanner 2, Wakefield 2, Bryant 1.5, Wilson 1.5, Fredrickson 1, Hill 1, Woods 0.5.
Team 21, Opponents 41.

RUSHING

	No.	Yds.	Avg.	Long	TD
Shipp	188	834	4.4	56	6
T. Jones	138	511	3.7	58t	2
Plummer	46	283	6.2	34t	2
Anderson	24	65	2.7	14	0
Makovicka	5	54	10.8	22	0
Boston	2	29	14.5	22	0
McCown	1	20	20.0	20	0
Kasper	3	19	6.3	9	0
Jenkins	3	6	2.0	10	0
Sanders	3	2	0.7	5	0
Player	1	0	0.0	0	0
Team	**414**	**1,823**	**4.4**	**58t**	**10**
Opponents	**490**	**2,146**	**4.4**	**59**	**17**

RECEIVING

	No.	Yds.	Avg.	Long	TD
F. Jones	44	358	8.1	24	1
Shipp	38	413	10.9	80t	3
Sanders	34	400	11.8	37	2
Boston	32	512	16.0	34	1
McAddley	25	362	14.5	42	1
Jenkins	21	250	11.9	65t	1
T. Jones	20	113	5.7	17	0
Bush	19	121	6.4	13	1
Kasper	15	180	12.0	24	3
Makovicka	15	81	5.4	17	3
Poole	13	108	8.3	15	1
Jackson	5	42	8.4	11t	1
Soliday	4	39	9.8	16	0
Andrson	3	36	12.0	12	0
Gilmore	1	14	14.0	14	0
Starkey	1	7	7.0	7	0
Plummer	1	2	2.0	2	0
Team	**291**	**3,038**	**10.4**	**80t**	**18**
Opponents	**335**	**4,005**	**12.0**	**78t**	**29**

INTERCEPTIONS

	No.	Yds.	Avg.	Long	TD
Wilson	4	35	8.8	35	0
Barrett	3	40	13.3	22	0
Lucas	2	80	40.0	38t	2
Lassiter	2	7	3.5	7	0
Hill	2	4	3.5	7	0
Starks	2	4	2.0	3	0
Tanner	1	17	17.0	17	0
Rhinehart	1	0	0.0	0	0
Team	**17**	**186**	**10.9**	**38t**	**2**
Opponents	**22**	**303**	**13.8**	**50**	**1**

PUNT RETURNS

	Ret.	FC	Yds.	Avg.	Long	TD
Jackson	31	4	182	5.9	22	0
Lassiter	4	0	21	5.3	10	0
Rhinehart	1	0	18	18.0	18	0
Team	**36**	**4**	**221**	**6.1**	**22**	**0**
Opponents	**42**	**18**	**547**	**13.0**	**90t**	**3**

KICKOFF RETURNS

	No.	Yds.	Avg.	Long	TD
Kasper (NFL)	55	1,300	23.6	56	0
Kasper (AZ)	32	722	22.6	40	0
Jenkins	20	559	28.0	95t	1
Anderson	12	227	18.9	27	0
Shipp	6	120	20.0	29	0
Bush	2	24	12.0	13	0
Makovicka	2	30	15.0	18	0

KICKOFF RETURNS (CONT.)

	No.	Yds.	Avg.	Long	TD
McAddley	2	45	22.5	25	0
Young	2	22	11.0	12	0
Banks	1	18	18.0	18	0
Burke	1	15	15.0	15	0
Morgan	1	15	15.0	15	0
Team	**81**	**1,797**	**22.2**	**95t**	**1**
Opponents	**58**	**1,407**	**24.3**	**55**	**0**

PUNTING

	No.	Yds.	Avg.	Net	TB	In20	Lg	Blk.
Player	88	3,864	43.9	35.0	10	28	58	1
Team	**88**	**3,864**	**43.9**	**35.0**	**10**	**28**	**58**	**1**
Opponents	**65**	**2,730**	**42.0**	**36.8**	**6**	**25**	**65**	**0**

FIELD GOALS

	1–19	20–29	30–39	40–49	50+
Gramatica	0–0	6–7	2–2	6–8	1–4
Team	**0–0**	**6–7**	**2–2**	**6–8**	**1–4**
Opponents	**1–1**	**8–8**	**6–7**	**5–10**	**2–3**

Gramatica: (36G, 20G, 39G, 52N), (23G), ( ), (42N), (41G, 28G, 50G), (41G, 53N, 23G, 28N, 51N, 40G), ( ), ( ), (40G, 27G), ( ), ( ), ( ), (29G, 41G, 42G), ( ), (40N), ( ).
Opponents: (35G), (46G, 19G), (50N), ( ), (32G, 48G), (49N), (45G), (47N, 24G, 42G), (23G, 30G), (34G), (37G, 51G), (46N), (33N, 26G, 20G), (26G, 37G, 26G), (42N, 42N , 24G), (44G, 54G, 21G).

USUAL STARTING LINEUP

Offense
WR..... David Boston
Jason McAddley
LT.....L.J. Shelton
LG .....Pete Kendall
C ... Mike Gruttadauria
Jason Starkey
RG..... Chris Dishman
RT .....Leonard Davis
TE..... Freddie Jones
WR.....Frank Sanders
Kevin Kasper
QB.....Jake Plummer
FB .....Steve Bush
RB..... Thomas Jones
Marcel Shipp
K ..... Bill Gramatica

Defense
LE..... Fred Wakefield
LT..... Russell Davis
RT ..... Barron Tanner
Marcus Bell
Wendell Bryant
RE..Kyle Vanden Bosch
LLB ... Ray Thompson
MLB ..Ronald McKinnon
RLB..Rob Fredrickson
LCB ..... Duane Starks
Renaldo Hill
RCB.....David Barrett
SS ..... Adrian Wilson
FS ... Kwamie Lassiter
P ..... Scott Player

NOTES

Cards join NFC West Division after 32 seasons in the NFC East … first 3–2 start since 1991, first 4–2 getaway since 1988 precede injury siege … 95 starter and replacement starter games lost to injury, most on offense … 41 players start games … **Freddie Jones** first tight end to lead team in receptions since 1973 … RB **Marcel Shipp** rushing leader (834 yards) in only six starts plus 80-yard touchdown reception at St. Louis, Cards' longest play from scrimmage since 1988 … MLB **Ronald McKinnon** leads Arizona in tackles for fourth consecutive season … FS **Adrian Wilson** intercepts three passes against Dallas to share NFL single-game high … Arizona beats Dallas 9–6 without a touchdown, a franchise first in 123 games … the Cards' 49–0 loss at Kansas City the most one-sided setback in franchise history, their first shutout in 105 games, and the largest margin in the NFL since 1989 … final political hurdles cleared to begin construction of new stadium in Glendale in west suburban Maricopa County … S **Pat Tillman** declines new multi-year contract offer to join U.S. Army and enter Army Ranger training.

FINAL NFC WEST STANDINGS

Team	W	L	T	Pct.	Pts.	OP
San Francisco	10	6	0	.625	367	351
St. Louis	7	9	0	.438	316	369
Seattle	7	9	0	.438	355	369
Arizona	5	11	0	.313	262	417

PASSING

	Att.	Comp.	Yds.	Comp. %	Yds./Att.	TD	TD%	Int.	Int. %	Long	Sack/Lost	Rating
Plummer	530	284	2,972	53.6	5.61	18	3.4	20	3.8	80t	36/248	65.7
McCown	18	7	66	38.9	3.67	0	0.0	2	1.1	26	5/50	10.2
Team	**548**	**291**	**3,038**	**53.1**	**5.54**	**18**	**3.3**	**22**	**4.0**	**80t**	**41/298**	**63.7**
Opponents	**535**	**335**	**4,005**	**62.6**	**7.49**	**29**	**5.4**	**17**	**3.2**	**78t**	**21/131**	**90.3**

2003 (4–12)

HEAD COACH DAVE MCGINNIS

Sept. 7	At Detroit	L	24–42	60,691
Sept. 14	**Seattle**	**L**	**0–38**	**23,127**
Sept. 21	**Green Bay**	**W**	**20–13**	**58,784**
Sept. 28	At St. Louis	L	13–37	65,758
Oct. 5	At Dallas	L	7–24	63,601
Oct. 12	**Baltimore**	**L**	**18–26**	**24,193**
Oct. 19	Open Date			
Oct. 26	**San Francisco (OT)**	**W**	**16–13**	**40,824**
Nov. 2	**Cincinnati**	**W**	**17–14**	**23,531**
Nov. 9	At Pittsburgh	L	15–28	59,520
Nov. 16	At Cleveland	L	6–44	72,908
Nov. 23	**St. Louis (OT)**	**L**	**27–30**	**42,089**
Nov. 30	At Chicago	L	3–28	61,550
Dec. 7	At San Francisco	L	14–50	66,975
Dec. 14	**Carolina**	**L**	**17–20**	**23,217**
Dec. 21	At Seattle	L	10–28	64,899
Dec. 29	**Minnesota**	**W**	**18–17**	**52,734**
			225–452	

Home: 4–4 (288,499). Away: 0–8 (515,902).

TEAM STATISTICS

	Cards	Opp.
Total First Downs	**256**	**326**
Rushing	80	120
Passing	147	184
Penalty	29	22
3rd Down Made/Att.	83/222	92/199
3rd Down Pct.	37.4	46.2
4th Down: Made/Att.	10/22	3/8
4th Down Pct.	45.5	37.5
Possession Avg	**29:41**	**30:19**
Total Net Yards	**4490**	**5504**
Avg. Per Game	280.6	344.0
Total Plays	981	993
Avg. Per Play	4.6	5.5
Net Yards Rushing	**1531**	**1915**
Avg. Per Game	95.7	119.7
Total Rushes	403	475
Net Yards Passing	**2959**	**3589**
Avg. Per Game	184.9	224.3
Sacked/Yards Lost	44/306	21/97
Gross Yards	3,265	3,686
Att./Completions	534/303	497/311
Completion Pct.	56.7	62.6
Had Intercepted	22	13
Punts/Average	**83/42.3**	**67/40.0**
Net Punting Average	**83/34.4**	**67/36.4**
Penalties/Yards	**98/761**	**86/754**
Fumbles/Ball Lost	**29/14**	**21/10**
Touchdowns	**25**	**55**
Rushing	5	17
Passing	18	29
Returns	2	9

SCORE BY PERIOD

	Q1	Q2	Q3	Q4	OT	Pts.
Team	55	55	52	60	3	225
Opponents	117	117	99	116	3	452

SCORING

	TD	R	P	R	PAT	FG	S	Pts.
Boldin	8	0	8	0	0/0	0/0	0	48
Rackers	0	0	0	0	8/8	9/12	0	35
Duncan	0	0	0	0	5/6	6/10	0	23
Jones	3	0	3	0	0/0	0/0	0	18
Gramatica	0	0	0	0	6/6	3/4	0	15
Blake	2	2	0	0	0/0	0/0	0	14
Gilmore	2	0	2	0	0/0	0/0	0	12
Hodgins	2	0	2	0	0/0	0/0	0	12
Smith	2	2	0	0	0/0	0/0	0	12
Bush	1	0	1	0	0/0	0/0	0	6
Hill	1	0	0	1	0/0	0/0	0	6
B. Johnson	1	0	1	0	0/0	0/0	0	6
McCown	1	1	0	0	0/0	0/0	0	6

SCORING (CONT.)

	TD	R	P	R	PAT	FG	S	Pts
Poole	1	0	1	0	0/0	0/0	0	6
Scobey	1	0	0	1	0/0	0/0	0	6
Team	**25**	**5**	**18**	**2**	**19/20**	**18/26**	**0**	**225**
Opponents	**55**	**17**	**29**	**9**	**53/53**	**21/28**	**3**	**452**

Two-Point Conversions: Blake.
Team 1–5, Opp: 0–2.

SACKS

D. Johnson 3.0, Thompson 3.0, Darling 2.0, Hill 2.0, King 2.0, McKinnon 2.0, Bell 1.0, R. Davis 1.0, Fisher 1.0, Pace 1.0, Tanner 1.0, Wakefield 1.0, Woods 1.0.
Team 21, Opponents 44.

RUSHING

	No.	Yds.	Avg.	Long	TD
Shipp	228	830	3.6	36	0
Smith	90	256	2.8	22	2
Blake	30	177	5.9	19	2
McCown	28	158	5.6	16t	1
Anderson	18	68	3.8	17	0
Boldin	5	40	8.0	23	0
Hodgins	2	6	3.0	3	0
Gilmore	1	0	0.0	0	0
Kasper	1	–4	–4.0	–4	0
Team	**403**	**1,531**	**3.8**	**36**	**5**
Opponents	**475**	**1,935**	**4.0**	**52**	**17**

RECEIVING

	No.	Yds.	Avg.	Long	TD
Boldin	101	1,377	13.6	71t	8
Jones	55	517	9.4	34	3
B. Johnson	35	438	12.5	54t	1
Shipp	30	184	6.1	34	0
Gilmore	17	208	12.2	32	2
Smith	14	107	7.6	36	0
Hodgins	14	58	4.1	9	2
Poole	13	177	13.6	37	1
Bush	11	71	6.5	14	1
Anderson	6	36	6.0	11	0
McAddley	4	53	13.3	25	0
Kasper	1	23	23.0	23	0
Scobey	1	9	9.0	9	0
Foster	1	7	7.0	7	0
Team	**303**	**3,265**	**10.8**	**71t**	**18**
Opponents	**311**	**3,686**	**12.0**	**68t**	**29**

INTERCEPTIONS

	No.	Yds.	Avg.	Long	TD
Jackson	6	122	20.3	30	0
Hill	5	119	23.8	70t	1
Barrett	1	25	25.0	25	0
Rhinehart	1	5	5.0	5	0
Team	**13**	**271**	**20.8**	**70t**	**1**
Opponents	**22**	**418**	**19.0**	**83t**	**4**

PUNT RETURNS

	Ret.	FC	Yds.	Avg.	Long	TD
Boldin	20	12	130	6.5	19	0
Goss	1	0	7	7.0	7	0
B. Johnson	1	3	3	3.0	3	0
Team	**22**	**15**	**140**	**6.4**	**19**	**0**
Opponents	**41**	**12**	**472**	**11.5**	**57t**	**2**

KICKOFF RETURNS

	No.	Yds.	Avg.	Long	TD
Scobey	73	1,684	23.1	100t	1
Kasper	5	136	27.2	37	0
Anderson	2	31	15.5	16	0
Garcia	1	17	17.0	17	0
Hodgins	1	13	13.0	13	0
Team	**82**	**1,881**	**22.9**	**100t**	**1**
Opponents	**48**	**1,042**	**21.7**	**47**	**0**

PUNTING

	No.	Yds.	Avg.	Net	TB	In20	Lg	Blk.
Player	82	3,511	42.8	34.4	9	19	64	1
Team	**83**	**3,511**	**42.3**	**34.4**	**9**	**19**	**64**	**1**
Opponents	**67**	**2,679**	**40.0**	**36.4**	**5**	**21**	**59**	**1**

FIELD GOALS

	1–19	20–29	30–39	40–49	50+
Rackers	0–0	5–5	1–4	3–3	0–0
Duncan	0–0	2–2	2–4	1–2	1–2
Gramatica	0–0	1–1	2–2	0–0	0–1
Team	**0–0**	**8–8**	**5–10**	**4–5**	**1–3**
Opponents	**0–0**	**8–9**	**7–9**	**5–9**	**1–1**

Rackers:() () () () () () () (42G,26G) (22G,27G)
(32G) () (35N,44G) (49G,38N,33N) (22G,26G)
Duncan: () () () () () (46G)

USUAL STARTING LINEUP

Offense
WR.....Bryan Gilmore
Bryant Johnson
LT.....L.J. Shelton
LG....Cameron Spikes
C.....Pete Kendall
RG.....Leonard Davis
RT.. Anthony Clement
TE..... Freddie Jones
WR..... Anquan Boldin
QB..... Jeff Blake
Josh McCown
FB.....James Hodgins
RB.....Marcel Shipp
Emmitt Smith
K.....Neil Rackers
Tim Duncan

Defense
LE..... Fred Wakefield
Dennis Johnson
LT..... Wendell Bryant
Marcus Bell
RT..... Russell Davis
RE..... Calvin Pace
LLB... Ray Thompson
MLB..Ronald McKinnon
RLB..... Levar Fisher
LCB..... Renaldo Hill
RCB.....David Barrett
SS..... Adrian Wilson
FS..... Dexter Jackson
P..... Scott Player

NOTES

Second-round draft choice **Anquan Boldin** becomes most prolific rookie receiver in NFL history with 101 receptions, while his 1,377 receiving yards most by NFL rookie in 43 years … 217 receiving yards in season opener at Detroit most by player in first NFL game … **Emmitt Smith**, the NFL's all-time rushing leader, signs two-year contract with Cardinals but a shoulder injury limits him to just six starting roles … Super Bowl MVP **Dexter Jackson** lured from Tampa Bay as free agent and leads team with six interceptions … Cards forge 4–4 mark at home, but 0–8 road record results in 4–12 finish and dismissal of third-year Head Coach **Dave McGinnis** … **Josh McCown** handed quarterback duties late in season and guides Arizona to 18–17 victory in season finale vs. Minnesota with 28-yard touchdown pass to **Nate Poole**, knocking Vikings out of playoffs … construction begins on new stadium in Glendale in west suburban Maricopa County.

FINAL NFC WEST STANDINGS

Team	W	L	T	Pct.	Pts.	OP
St. Louis	12	4	0	.750	447	328
Seattle	10	6	0	.625	404	327
San Francisco	7	9	0	.438	384	337
Arizona	4	12	0	.250	225	452

PASSING

	Att.	Comp.	Yds.	Comp. %	Yds./Att.	TD	TD%	Int.	Int. %	Long	Sack/Lost	Rating
Blake	367	208	2,247	56.7	6.12	13	.035	15	.041	71t	19/132	69.6
McCown	166	95	1,018	57.2	6.13	5	.030	6	.036	60t	25/174	70.3
Boldin	1	0	0	0.0	0.00	0	.000	1	1.000	0	0/0	0.0
Team	**534**	**303**	**3,265**	**56.7**	**5.61**	**18**	**.034**	**22**	**.038**	**71t**	**44/306**	**68.9**
Opponents	**497**	**311**	**3,686**	**62.6**	**7.42**	**29**	**.058**	**13**	**.026**	**68t**	**21/97**	**93.7**

2004 (6–10)

HEAD COACH DENNIS GREEN

Sept. 12	At St. Louis	L	10–17	65,538
Sept. 19	**New England**	**L**	**12–23**	**51,557**
Sept. 26	At Atlanta	L	3–6	70,534
Oct. 3	**New Orleans**	**W**	**34–10**	**28,109**
Oct. 10	At San Francisco (OT)	L	28–31	62,836
Oct. 24	**Seattle**	**W**	**25–17**	**35,695**
Oct. 31	At Buffalo	L	14–38	65,887
Nov. 7	At Miami	W	24–23	72,612
Nov. 14	**N.Y. Giants**	**W**	**17–14**	**42,297**
Nov. 21	At Carolina	L	10–35	72,796
Nov. 28	**N.Y. Jets**	**L**	**3–13**	**35,820**
Dec. 5	At Detroit	L	12–26	62,262
Dec. 12	**San Francisco (OT)**	**L**	**28–31**	**35,069**
Dec. 19	**St. Louis**	**W**	**31–7**	**40,070**
Dec. 26	at Seattle	L	21–24	65,825
Jan. 2	**Tampa Bay**	**W**	**12–7**	**31,650**
			284-322	

Home: 5-3 (300,267). Away: 1-7 (538,290)

TEAM STATISTICS

	Cards	Opp.
Total First Downs	**280**	**282**
Rushing	86	101
Passing	152	153
Penalty	42	28
3rd Down: Made/Att.	84/241	66/209
3rd Down Pct.	34.9	31.6
4th Down: Made/Att.	5/12	8/14
4th Down Pct.	41.7	57.1
Possession Avg.	**30:53**	**29:07**
Total Net Yards	**4550**	**5141**
Avg. Per Game	284.4	321.3
Total Plays	1047	993
Avg. Per Play	4.3	5.2
Net Yards Rushing	**1668**	**2105**
Avg. Per Game	104.3	131.6
Total Rushes	475	450
Net Yards Passing	**2882**	**3036**
Avg. Per Game	180.1	189.8
Sacked/Yards Lost	39/320	38/229
Gross Yards	3202	3265
Att./Completions	533/299	505/271
Completion Pct.	56.1	53.7
Had Intercepted	18	15
Punts/Average	**99/42.7**	**97/41.9**
Net Punting Avg.	**99/36.4**	**97/35.8**
Penalties/Yards	**124/948**	**139/1121**
Fumbles/Ball Lost	**34/11**	**32/15**
Touchdowns	**31**	**35**
Rushing	15	12
Passing	14	18
Returns	2	5

SCORE BY PERIOD

	Q1	Q2	Q3	Q4	Ot	Pts
Team	40	78	57	109	0	284
Opponents	64	100	63	89	6	322

SCORING

	TD	Ru	PaRt	K-PAT	FG	S	Pts.
Rackers	0	0	0 0	28/28	22/29	0	94
E. Smith	9	9	0 0	0/0	0/0	0	54
Fitzgerald	8	0	8 0	0/0	0/0	0	48
Ayanbadejo	4	3	1 0	0/0	0/0	0	24
McCown	2	2	0 0	0/0	0/0	0	14
Hambrick	2	1	1 0	0/0	0/0	0	12
Jones	2	0	2 0	0/0	0/0	0	12
Boldin	1	0	1 0	0/0	0/0	0	6
Johnson	1	0	1 0	0/0	0/0	0	6
Starks	1	0	0 1	0/0	0/0	0	6
Wilson	1	0	0 1	0/0	0/0	0	6
Hayes	0	0	0 0	0/0	0/0	1	2
Team	**31**	**15**	**14 2**	**28/28**	**22/29**	**1**	**284**
Opponents	**35**	**12**	**18 5**	**29/30**	**25/26**	**0**	**322**

Two-pt. Conversions: McCown, Team 1-3, Opponents 4-5

SACKS

Berry 14.5, Dansby 5.0, Pace 4.5, Dockett 3.5, Zellner 2.0, Darling 1.0, R. Davis 1.0, Harris 1.0, Hill 1.0, Kolodziej 1.0, Starks 1.0, Thompson 1.0, Wilson 1.0, Macklin 0.5, **Team 38.0, Opponents 39.0**

RUSHING

	No.	Yds	Avg	Long	TD
E. Smith	267	937	3.5	29t	9
Hambrick	63	283	4.5	62	1
Ayanbadejo	30	122	4.1	23	3
McCown	36	112	3.1	12	2
Scobey	27	89	3.3	10	0
Croom	29	76	2.6	20	0
S. King	9	30	3.3	16	0
Fitzgerald	8	14	1.8	10	0
Williams	2	6	3.0	3	0
Boldin	1	3	3.0	3	0
Anderson	1	2	2.0	2	0
Johnson	2	-6	-3.0	1	0
Team	**475**	**1668**	**3.5**	**62**	**15**
Opponents	**450**	**2105**	**4.7**	**74**	**12**

RECEIVING

	No.	Yds	Avg	Long	TD
Fitzgerald	58	780	13.4	48	8
Boldin	56	623	11.1	31t	1
Johnson	49	537	11.0	40	1
Jones	45	426	9.5	40	2
Ayanbadejo	19	171	9.0	21t	1
Williams	18	197	10.9	33	0
Scobey	18	191	10.6	42	0
E. Smith	15	105	7.0	18	0
Poole	5	70	14.0	24	0
Edwards	5	51	10.2	19	0
Hambrick	4	16	4.0	9	1
Diamond	3	19	6.3	8	0
Croom	2	16	8.0	8	0
Newhouse	1	5	5.0	5	0
McCown	1	-5	-5.0	-5	0
Team	**299**	**3202**	**10.7**	**48**	**14**
Opponents	**271**	**3265**	**12.0**	**75t**	**18**

INTERCEPTIONS

	No.	Yds	Avg	Long	TD
Macklin	4	18	4.5	16	0
Wilson	3	62	20.7	27	0
Starks	3	46	15.3	41t	1
Darling	1	65	65.0	65	0
Dockett	1	20	20.0	20	0
Dansby	1	2	2.0	2	0
Hill	1	2	2.0	2	0
Harris	1	-1	-1.0	-1	0
Team	**15**	**214**	**14.3**	**65**	**1**
Opponents	**18**	**263**	**14.6**	**76**	**1**

PUNT RETURNS

	Ret	Fc	Yds	Avg	Long	TD
Williams	42	12	286	6.8	38	0
Starks	7	1	43	6.1	15	0
Boldin	0	1	0	---	---	0
Team	**49**	**14**	**329**	**6.7**	**38**	**0**
Opponents	**56**	**16**	**486**	**8.7**	**71t**	**1**

KICKOFF RETURNS

	No.	Yds	Avg	Long	TD
Scobey	32	723	22.6	71	0
Croom	16	314	19.6	35	0
Johnson	6	135	22.5	47	0
Ayanbadejo	3	50	16.7	21	0
Edwards	3	40	13.3	14	0
Hayes	3	6	2.0	6	0
Vanden Bosch	1	7	7.0	7	0
Williams	1	18	18.0	18	0
Team	**65**	**1293**	**19.9**	**71**	**0**
Opponents	**46**	**1017**	**22.1**	**87t**	**1**

PUNTING

	No.	Yds	Avg	Net	Tb	In	Lg	B
Player	98	4230	43.2	36.4	7	32	57	1
Team	**99**	**4230**	**42.7**	**36.4**	**7**	**32**	**57**	**1**
Opponents	**97**	**4064**	**41.9**	**35.813**		**25**	**68**	**1**

FIELD GOALS

	1-19	20-29	30-39	40-49	50+
Rackers	0-0	6-6	5-7	6-7	5-9
Team	**0-0**	**6-6**	**5-7**	**6-7**	**5-9**
Opponents	**0-0**	**13-13**	**7-7**	**3-4**	**2-2**

Rackers: (22G)(51G,52G,58N)(30G)(26G,33G)()(55G,55G,50G)(64N)(29G)(41G)(50N,28G)(20G)(42G,33G)(34,44G,22G)(48G)(52N)(40G,45G,35N,39G,31G,47N)

Opponents: (50G,28G,22G)(29G,28G,24G)(25G,23G)(20G)(37G,42G,32G)(54G)(25G)(30G,29G,28G)(44B)()(28G,46G)(45G,22G,31G,36G)(31G)()(34G)()

USUAL STARTING LINEUP

Offense
WR....Larry Fitzgerald
LT.....Leonard Davis
LG .....Reggie Wells
C .... Alex Stepanovich
RG....Cameron Spikes
Jeremy Bridges
RT .. Anthony Clement
L.J. Shelton
TE..... Freddie Jones
WR..... Anquan Boldin
Bryant Johnson
QB.....Josh McCown
FB ..Obafemi Ayanbadejo
RB.....Emmitt Smith

Defense
LE.....Peppi Zellner
NT ..... Russell Davis
UT ..... Darnell Dockett
RE ..... Bertrand Berry
SLB .....Karlos Dansby
MLB ..Ronald McKinnon
WLB ....James Darling
LCB ..... Renaldo Hill
RCB..... David Macklin
SS ..... Adrian Wilson
FS ..... Ifeanyi Ohalete
P ..... Scott Player
K .....Neil Rackers

NOTES

Team's first season under head coach **Dennis Green** was one of transition but also promise and opportunity…team entered week 16 of the regular season with a playoff berth and division title in reach before a three-point road loss at Seattle ended postseason hopes…Cardinals won two games by 24 points (something that they'd not done in over a decade) and also finished 5-3 at home for the first time since last playoff season of 1998…strategic but aggressive approach to free agency yielded several new starters, most notably DE **Bertrand Berry** who would prove to become the best free agent pick-up in team history by leading the NFC in sacks (14.5) and earning his first career Pro Bowl berth….an outstanding '04 draft class produced four full-time starters in WR **Larry Fitzgerald**, LB **Karlos Dansby**, DT **Darnell Dockett** and C **Alex Stepanovich** …defense improved its overall rank from 26th at the end of '03 to 12th and didn't allow a touchdown in three games while allowing just one TD in three others…the offense was bitten early by injuries as RB **Marcel Shipp** suffered a broken leg in training camp that ended his season and all-pro WR **Anquan Boldin** suffered a training camp knee injury that caused him to miss the regular season's first six games….in his second season in Arizona, **Emmitt Smith** led the team with 937 rushing yards and 9 rushing TDs…the offense struggled to find consistency and that led to numerous lineup changes throughout the year including three different starting QBs....S **Pat Tillman,** who left the Cardinals to join U.S. Army and enter Army Ranger training prior to 2002 season, is killed April 22 in Afghanistan.

FINAL NFC WEST STANDINGS

Team	W	L	T	Pct.	Pts.	OP
Seattle	9	7	0	.562	371	373
St. Louis	8	8	0	.500	319	392
Arizona	6	10	0	.375	284	322
San Francisco	2	14	0	.125	259	452

PASSING

	Att.	Comp.	Yds	Cmp%	Yds/Att.	Td	Td%	Int	Int%	Long	Sack/Lost	Rating
McCown	408	233	2511	57.1	6.15	11	2.7	10	2.5	48	31/263	74.1
S. King	84	47	502	56.0	5.98	1	1.2	4	4.8	40	6/42	57.7
Navarre	40	18	168	45.0	4.20	1	2.5	4	10.0	33t	1/8	25.8
E. Smith	1	1	21	100.0	21.00	1	100.0	0	0.0	21t	0/0	158.3
Fitzgerald	0	0	0	---	---	0	---	0	---	---	1/7	---
Team	**533**	**299**	**3202**	**56.1**	**6.01**	**14**	**2.6**	**18**	**3.4**	**48**	**39/320**	**68.5**
Opponents	**505**	**271**	**3265**	**53.7**	**6.47**	**18**	**3.6**	**15**	**3.0**	**75t**	**38/229**	**73.2**

2005 (5–11)

HEAD COACH DENNIS GREEN

Sept. 11	at New York Giants	L	19-42	78,387
Sept. 18	**St. Louis**	**L**	**12-17**	**45,160**
Sept. 25	at Seattle	L	12-37	64,843
Oct. 2	**San Francisco**	**W**	**31-14**	**103,467**
Oct. 9	**Carolina**	**L**	**20-24**	**38,809**
Oct. 23	**Tennessee**	**W**	**20-10**	**39,482**
Oct. 30	at Dallas	L	13-34	62,068
Nov. 6	**Seattle**	**L**	**19-33**	**43,542**
Nov. 13	at Detroit	L	21-29	61,091
Nov. 20	at St. Louis	W	38-28	65,760
Nov. 27	**Jacksonville**	**L**	**17-24**	**39,198**
Dec. 4	at San Francisco	W	17-10	60,439
Dec. 11	**Washington**	**L**	**13-17**	**46,654**
Dec. 18	at Houston	L	19-30	70,024
Dec. 24	**Philadelphia**	**W**	**27-21**	**44,723**
Jan. 1	at Indianapolis	L	13-17	57,211
			311-387	

Home: 3–5 (401,035). Away: 2–6 (519,823).

TEAM STATISTICS

	Cards	Opp.
Total First Downs	**304**	**272**
Rushing	58	83
Passing	224	158
Penalty	22	31
3rd Down: Made/Att	91/239	67/196
3rd Down Pct.	38.1	34.2
4th Down: Made/Att	5/16	4/11
4th Down Pct.	31.3	36.4
Possession Avg.	**31:20**	**28:40**
Total Net Yards	**5575**	**4729**
Avg. Per Game	348.4	295.6
Total Plays	**1075**	**936**
Avg. Per Play	5.2	5.1
Net Yards Rushing	**1138**	**1632**
Avg. Per Game	71.1	102.0
Total Rushes	360	411
Net Yards Passing	**4437**	**3097**
Avg. Per Game	277.3	193.6
Sacked/yards Lost	45/286	37/217
Gross Yards	4723	3314
Att./completions	670/419	488/301
Completion Pct.	62.5	61.7
Had Intercepted	21	15
Punts/Average	**74/43.3**	**85/44.1**
Net Punting Avg.	**74/37.0**	**85/37.8**
Penalties/Yards	**145/1184**	**103/819**
Fumbles/Ball Lost	**26/16**	**24/11**
Touchdowns	**26**	**46**
Rushing	2	22
Passing	21	17
Returns	3	7

SCORE BY PERIOD

	Q1	Q2	Q3	Q4	OT	PTS
Team	27	111	74	99	0	311
Opponents	87	105	103	92	0	387

SCORING

	TD	RU	PA	RT	K-PAT	FG	S	PTS
Rackers	0	0	0	0	20/20	40/42	0	140
Fitzgerald	10	0	10	0	0/0	0/0	0	60
Boldin	7	0	7	0	0/0	0/0	0	44
Novak (Was)	0	0	0	0	15/15	8/10	0	39
Novak (Ari)	0	0	0	0	0/0	3/3	0	9
Arrington	2	2	0	0	0/0	0/0	0	12
Dansby	2	0	0	2	0/0	0/0	0	12
Bergen	1	0	1	0	0/0	0/0	0	6
Edwards	1	0	1	0	0/0	0/0	0	6
B. Johnson	1	0	1	0	0/0	0/0	0	6
Macklin	1	0	0	1	0/0	0/0	0	6
McCoy	1	0	1	0	0/0	0/0	0	6
Ayanbadejo	0	0	0	0	0/0	0/0	0	4
Team	**26**	**2**	**21**	**3**	**20/20**	**43/45**	**0**	**311**
Opponents	**46**	**22**	**17**	**7**	**44/45**	**21/24**	**1**	**387**

Two-Pt. Conversions: Ayanbadejo 2, Boldin, Team 3-6, Opponents 1-1

SACKS

Wilson 8, Okeafor 7.5, Berry 6, Dansby 4, Kolodziej 3, Smith 3, Blackstock 1, Darling 1, Huff 1, Moore 1, Pace 1, Dockett 0.5, **Team 37, Opponents 45**

RUSHING

	No.	Yds	Avg	Long	TD
Shipp	157	451	2.9	19	0
Arrington	112	370	3.3	32	2
McCown	29	139	4.8	12	0
Ayanbadejo	22	46	2.1	11	0
Boldin	12	45	3.8	11	0
Fitzgerald	8	41	5.1	15	0
Warner	13	28	2.2	13	0
Jackson	4	11	2.8	3	0
Anderson	2	7	3.5	6	0
B. Johnson	1	0	0.0	0	0
Team	**360**	**1138**	**3.2**	**32**	**2**
Opponents	**411**	**1632**	**4.0**	**88t**	**22**

RECEIVING

	No.	Yds	Avg	Long	TD
Fitzgerald	103	1409	13.7	47	10
Boldin	102	1402	13.7	54t	7
B. Johnson	40	432	10.8	41	1
Shipp	35	255	7.3	28	0
Ayanbadejo	34	231	6.8	18	0
Bergen	28	270	9.6	32	1
Arrington	25	139	5.6	15	0
McCoy	18	191	10.6	24	1
Edwards	12	133	11.1	63	1
Lee	11	152	13.8	49	0
Newhouse	4	45	11.3	17	0
T. Johnson	3	29	9.7	13	0
Jackson	2	31	15.5	19	0
Baxter	1	4	4.0	4	0
Warner	1	0	0.0	0	0
Team	**419**	**4723**	**11.3**	**63**	**21**
Opponents	**301**	**3314**	**11.0**	**65t**	**17**

INTERCEPTIONS

	No.	Yds	Avg	Long	TD
Dansby	3	31	10.3	18t	2
Macklin	2	79	39.5	60t	1
Tate	2	47	23.5	25	0
Darling	2	22	11.0	15	0
Wilson	1	36	36.0	36	0
Rolle	1	29	29.0	29	0
Dockett	1	14	14.0	14	0
Green	1	13	13.0	13	0
Griffith	1	11	11.0	11	0
Huff	1	3	3.0	3	0
Team	**15**	**285**	**19.0**	**60t**	**3**
Opponents	**21**	**334**	**15.9**	**71**	**1**

PUNT RETURNS

	Ret	FC	Yds	Avg	Long	TD
Swinton	42	14	334	8.0	32	0
Moses	7	0	40	5.7	12	0
B. Johnson	1	2	9	9.0	9	0
Team	**50**	**16**	**383**	**7.7**	**32**	**0**
Opponents	**39**	**14**	**328**	**8.4**	**52t**	**1**

KICKOFF RETURNS

	No.	Yds	Avg	Long	TD
Swinton	63	1456	23.1	90	0
Moses	7	177	25.3	35	0
B. Johnson	2	45	22.5	24	0
Anderson	1	7	7.0	7	0
Ayanbadejo	1	16	16.0	16	0
Green	1	4	4.0	4	0
Jackson	1	14	14.0	14	0
Team	**76**	**1719**	**22.6**	**90**	**0**
Opponents	**60**	**1700**	**28.3**	**95t**	**3**

PUNTING

	No.	Yds	Avg	Net	TB	In	Lg	B
Player	73	3206	43.9	37.0	7	18	60	1
Team	**74**	**3206**	**43.3**	**37.0**	**7**	**18**	**60**	**1**
Opponents	**85**	**3752**	**44.1**	**37.8**	**8**	**26**	**58**	**0**

FIELD GOALS

		1-19	20-29	30-39	40-49	50+
Rackers		0/0	11/11	10/10	13/14	6/7
Novak	LG	1/1	1/1	5/7	1/1	0/0
Novak	TM	1/1	0/0	2/2	0/0	0/0
Team		**1/1**	**11/11**	**12/12**	**13/14**	**6/7**
Opponents		**0/0**	**10/10**	**3/4**	**7/ 7**	**1/3**

Rackers: (24G,42G)(29G,26G,48G,35G)(54G,39G,50G,39G)(40G,45G,48G,23G,43G,24G)(39G,49G)(33G,24G)(52G,47G)(23G,31G,50G,44G)(51G,28G)(32G,33G,51G)(43N,42G)()(44G,20G)(26G,42G)(32G,32G,54N)(28G,42G)

Novak, Was.-Ariz: ()()()()(39B,40G,39G)(34G,38B,36G)()(27G)()()()()()(30G,35G,19G)

Novak, Ariz: ()()()()()()()()()()(30G,35G,19G)()()()()

Opponents: ()(29G)(33G,23G,47G)()(46G,53N,62N)(53G)(21G,21G)(26G,28G)(26G,20G)(47G,32G)(30G, 38N)(48G)(41G)(27G,41G,26G)()(44G)

USUAL STARTING LINEUP

Offense

WR....Larry Fitzgerald
LT.....Leonard Davis
LG.....Reggie Wells
C.....Nick Leckey
RG.....Elton Brown
RT.....Oliver Ross
TE.....Eric Edwards
WR.....Anquan Boldin
QB.....Kurt Warner
TE.....Adam Bergen
RB.....Marcel Shipp

Defense

LE.....Chike Okeafor
NT.....Ross Kolodziej
UT.....Darnell Dockett
RE.....Bertrand Berry/ Antonio Smith
SLB....Karlos Dansby
MLB....James Darling
WLB.....Orlando Huff
LCB.....Robert Tate
RCB.....David Macklin
SS.....Adrian Wilson
FS.....Robert Griffith
P.....Scott Player
K.....Neil Rackers

NOTES

The team's second season under head coach **Dennis Green** was marked by close games (six losses by a TD or less) and plagued by injuries (NFL-high 15 players on injured reserve list) … **Neil Rackers** set the NFL record with 40 field goals in the season en route to a Pro Bowl selection … WR **Larry Fitzgerald** set the club record for receptions in a season with 103 and also had a team-high 1,409 yards en route to his first Pro Bowl … **Anquan Boldin** also recorded 102 receptions and 1,402 yards … Boldin and Fitzgerald became only the second pair of teammates in NFL history to record 100+ receptions and 1,400+ yards in a season …in his first year as a Cardinal, **Kurt Warner** completed 242 of 375 passes to set the club mark for completion percentage with 64.5% … FS **Adrian Wilson** led the team with 8.0 sacks, the most ever by an NFL defensive back since sacks became an official statistic in 1982…Arizona finished with the league's #1 passing offense (first time in team history) and ranked 8th in both overall offense and defense (the only NFL team in the top 10 in both)…the team played in the NFL's first-ever regular season game outside of the U.S. and defeated the 49ers in Mexico City in front of an NFL record crowd of 103,467…2005 was the team's 18th and final season at Sun Devil Stadium.

FINAL NFC WEST STANDINGS

Team	W	L	T	Pct.	Pts.	OP
Seattle	13	3	0	.812	452	271
St. Louis	6	10	0	.375	363	429
Arizona	5	11	0	.312	311	387
San Francisco	4	12	0	.250	239	428

PASSING

	Att.	Comp.	Yds.	Comp. %	Yds./Att.	TD	TD%	Int.	Int. %	Long	Sack/Lost	Rating
Warner	375	242	2713	64.5	7.23	11	2.9	9	2.4	63	23/158	85.8
McCown	270	163	1836	60.4	6.80	9	3.3	11	4.1	49	18/101	74.9
Navarre	24	14	174	58.3	7.25	1	4.2	1	4.2	43	4/27	77.4
Boldin	1	0	0	0.0	0.00	0	0.0	0	0.0	0	0/0	39.6
Team	**670**	**419**	**4723**	**62.5**	**7.05**	**21**	**3.1**	**21**	**3.1**	**63**	**45/286**	**81.0**
Opponents	**488**	**301**	**3314**	**61.7**	**6.79**	**17**	**3.5**	**15**	**3.1**	**65t**	**37/217**	**80.6**

2006 (5–11)

HEAD COACH DENNIS GREEN

Sept. 10	**San Francisco**	**W**	**34-27**	**63,407**
Sept. 17	at Seattle	L	10-21	67,470
Sept. 24	**St. Louis**	**L**	**14-16**	**63,278**
Oct. 1	at Atlanta	L	10-32	68,981
Oct. 8	**Kansas City**	**L**	**20-23**	**63,445**
Oct. 16	**Chicago**	**L**	**23-24**	**63,977**
Oct. 22	at Oakland	L	9-22	61,595
Oct. 29	at Green Bay	L	14-31	70,809
Nov. 12	**Dallas**	**L**	**10-27**	**63,926**
Nov. 19	**Detroit**	**W**	**17-10**	**63,348**
Nov. 26	at Minnesota	L	26-31	63,483
Dec. 3	at St. Louis	W	34-20	65,612
Dec. 10	**Seattle**	**W**	**27-21**	**63,603**
Dec. 17	**Denver**	**L**	**20-37**	**63,845**
Dec. 24	at San Francisco	W	26-20	67,751
Dec. 31	at San Diego	L	20-27	66,492
			314-389	

Home: 3-5 (508,829). Away: 2-6 (532,193)

TEAM STATISTICS

	Cards	Opp.
Total First Downs	**298**	**331**
Rushing	84	114
Passing	187	186
Penalty	27	31
3rd Down: Made/Att	83/212	83/201
3rd Down Pct.	39.2	41.3
4th Down: Made/Att	10/15	7/15
4th Down Pct.	66.7	46.7
Possession Avg.	**29:59**	**30:01**
Total Net Yards	**5000**	**5591**
Avg. Per Game	312.5	349.4
Total Plays	**999**	**1018**
Avg. Per Play	5.0	5.5
Net Yards Rushing	**1338**	**1897**
Avg. Per Game	83.6	118.6
Total Rushes	419	458
Net Yards Passing	**3662**	**3694**
Avg. Per Game	228.9	230.9
Sacked/Yards Lost	35/262	38/238
Gross Yards	3924	3932
Att./Completions	545/322	522/321
Completion Pct.	59.1	61.5
Had Intercepted	17	16
Punts/Average	**68/43.6**	**58/44.8**
Net Punting Avg.	**68/34.5**	**58/37.7**
Penalties/Yards	**117/937**	**95/815**
Fumbles/Ball Lost	**31/13**	**29/17**
Touchdowns	**33**	**42**
Rushing	12	16
Passing	17	21
Returns	4	5

SCORE BY PERIOD

	Q1	Q2	Q3	Q4	OT	PTS
Team	104	81	46	83	0	314
Opponents	84	100	100	105	0	389

SCORING

	TD	Ru	PaRt	K-PAT	FG	S	Pts.
Rackers	0	0	0 0	32/32	28/37	0	116
Fitzgerald	6	0	6 0	0/0	0/0	0	36
James	6	6	0 0	0/0	0/0	0	36
Boldin	4	0	4 0	0/0	0/0	0	24
Bry. Johnson	4	0	4 0	0/0	0/0	0	24
Shipp	4	4	0 0	0/0	0/0	0	24
Leinart	2	2	0 0	0/0	0/0	0	12
Walters	2	0	2 0	0/0	0/0	0	12
Wilson	2	0	0 2	0/0	0/0	0	12
Arrington	1	0	0 1	0/0	0/0	0	6
Bergen	1	0	1 0	0/0	0/0	0	6
Smith	1	0	0 1	0/0	0/0	0	6
Team	**33**	**12**	**17 4**	**32/32**	**28/37**	**0**	**314**
Opponents	**42**	**16**	**21 5**	**42/42**	**31/34**	**1**	**389**

Two-Pt. Conversions:
Team 0-1, Opponents 0-0

SACKS

Okeafor 8.5, Dansby 8, Berry 6, Wilson 5, Smith 2.5, Cooper LG 2, Cooper TM 2, Dockett 2, Clancy 1, Hayes 1, Pace 1, Watson 1, **Team 38, Opponents 35**

RUSHING

	No.	Yds	Avg	Long	TD
James	337	1159	3.4	18	6
Leinart	22	49	2.2	14	2
Shipp	17	41	2.4	9t	4
Ayanbadejo	9	37	4.1	11	0
Boldin	5	28	5.6	18	0
Arrington	14	19	1.4	9	0
Schable	1	5	5.0	5	0
Warner	13	3	0.2	9	0
Fitzgerald	0	0	—	—	0
Bry. Johnson	1	-3	-3.0	-3	0
Team	**419**	**1338**	**3.2**	**18**	**12**
Opponents	**458**	**1897**	**4.1**	**78t**	**16**

RECEIVING

	No.	Yds	Avg	Long	TD
Boldin	83	1203	14.5	64	4
Fitzgerald	69	946	13.7	57	6
Bry. Johnson	40	740	18.5	58	4
James	38	217	5.7	14	0
Walters	23	209	9.1	26	2
Ayanbadejo	17	139	8.2	27	0
Pope	16	161	10.1	33	0
Bergen	15	111	7.4	17	1
Arrington	8	58	7.3	19	0
Shipp	6	60	10.0	22	0
Spurlock	4	31	7.8	15	0
Wakefield	2	24	12.0	19	0
Bronson	1	25	25.0	25	0
Team	**322**	**3924**	**12.2**	**64**	**17**
Opponents	**321**	**3932**	**12.2**	**78**	**21**

INTERCEPTIONS

	No.	Yds	Avg	Long	TD
Wilson	4	146	36.5	99t	1
Griffith	3	30	10.0	23	0
Hayes	3	24	8.0	24	0
Francisco	2	61	30.5	44	0
Macklin	1	56	56.0	56	0
Rolle	1	23	23.0	23	0
Beisel	1	11	11.0	11	0
Dockett	1	-1	-1.0	-1	0
Team	**16**	**350**	**21.9**	**99t**	**1**
Opponents	**17**	**110**	**6.5**	**37t**	**1**

PUNT RETURNS

	Ret	FC	Yds	Avg	Long	TD
Walters	24	12	250	10.4	37	0
Bry. Johnson	1	1	0	0.0	0	0
Team	**25**	**13**	**250**	**10.0**	**37**	**0**
Opponents	**44**	**6**	**562**	**12.8**	**83t**	**1**

KICKOFF RETURNS

	No.	Yds	Avg	Long	TD
Arrington	67	1520	22.7	99t	1
Spurlock	3	54	18.0	21	0
Bry. Johnson	2	29	14.5	16	0
Wakefield	1	7	7.0	7	0
Team	**73**	**1610**	**22.1**	**99t**	**1**
Opponents	**58**	**1481**	**25.5**	**64**	**0**

PUNTING

	No.	Yds	Avg	Net	TB	In	Lg	B
Player	66	2965	44.9	34.5	3	18	58	2
Team	**68**	**2965**	**43.6**	**34.5**	**3**	**18**	**58**	**2**
Opponents	**58**	**2596**	**44.8**	**37.7**	**8**	**18**	**66**	**0**

FIELD GOALS

	1-19	20-29	30-39	40-49	50+
Rackers	0/0	11/11	9/9	7/10	1/7
Team	**0/0**	**11/11**	**9/9**	**7/10**	**1/7**
Opponents	**1/1**	**9/9**	**11/13**	**9/9**	**1/2**

Rackers: (36G,30G)(51N,53N,43G)()(29G)(41G,45G,51N)(52N,41G,28G,29G,40N)(49N,29G,45G,38G)()(28G)(36G)(21G,50G,41N)(23G,20G)(32G,53N,40G)(49G,50N,38G)(25G,39G,37G,32G)(28G,20G)
Opponents: (34N,22G,44G(30B)(26,47G,21G)(34G,40G,51G,36G,26G,28G)(45G,40G,19G)(23G)(31G,35G)(42G)(28G,38G)(32G,52N)(40G)(27G,37G)()(30G,22G,30G)(49G,32G)(47G,35)

USUAL STARTING LINEUP

Offense
WR....Larry Fitzgerald
LT.....Leonard Davis
LG.....Milford Brown
C .....Nick Leckey
RG.....Deuce Lutui
RT.....Reggie Wells
TE..... Leonard Pope
WR..... Anquan Boldin
QB..... Matt Leinart
WR... Bryant Johnson
RB.....Edgerrin James

Defense
LE..... Chike Okeafor
NT.... Kendrick Clancy
UT..... Darnell Dockett
RE..... Bertrand Berry/ Antonio Smith
SLB.....Karlos Dansby
MLB.....Gerald Hayes
WLB..... Orlando Huff
LCB.....Antrel Rolle
RCB..... David Macklin
SS..... Adrian Wilson
FS .....Robert Griffith
P ..... Scott Player
K .....Neil Rackers

NOTES

The Cardinals opened up University of Phoenix Stadium with a game against San Francisco on September 10, the team's first season opening contest at home since moving to Arizona in 1988 … rookie QB **Matt Leinart** takes over the starting role in October and starts 11 games, setting the franchise record for passing yards by a rookie with 2,547 and becoming the first Cardinals quarterback since 2001 to have three games in a season with a 100+ quarterback rating … **Adrian Wilson** selected to first Pro Bowl after scoring a pair of 99-yard TDs (fumble and interception) to become first player in NFL history with two defensive TDs of 99 yards … **Anquan Boldin** selected to second Pro Bowl after recording third 1,000-yard season of four-year career, also becoming fastest NFL player to reach 330 career receptions at Oakland … DE **Chike Okeafor** ties career high with 8.5 sacks, recording 7.5 of them in final seven games of season … RB **Edgerrin James** becomes first RB to rush for over 1,000 yards since 1998 finishing with 1,159 yards on franchise record 337 carries … team sets new season attendance record with 508,829 fans and sells out every home game including first MNF game since 1999.

FINAL NFC WEST STANDINGS

Team	W	L	T	Pct.	Pts.	OP
Seattle	9	7	0	.562	335	341
St. Louis	8	8	0	.500	367	381
San Francisco	7	9	0	.438	298	412
Arizona	5	11	0	.312	314	389

PASSING

	Att.	Comp.	Yds	Cmp%	Yds/Att.	Td	Td%	Int	Int%	Long	Sack/Lost	Rating
Leinart	377	214	2547	56.8	6.76	11	2.9	12	3.2	58	21/158	74.0
Warner	168	108	1377	64.3	8.20	6	3.6	5	3.0	64	14/104	89.3
Team	**545**	**322**	**3924**	**59.1**	**7.20**	**17**	**3.1**	**17**	**3.1**	**64**	**35/262**	**78.7**
Opponents	**522**	**321**	**3932**	**61.5**	**7.53**	**21**	**4.0**	**16**	**3.1**	**78**	**38/238**	**85.4**

2007 (8-8)

HEAD COACH KEN WHISENHUNT

Sept. 10	at San Francisco	L	17–20	68,111
Sept. 16	**Seattle**	**W**	**23–20**	**64,542**
Sept. 23	at Baltimore	L	23–26	71,372
Sept. 30	**Pittsburgh**	**W**	**21–14**	**64,844**
Oct. 7	at St. Louis	W	34–31	61,788
Oct. 14	**Carolina**	**L**	**10–25**	**64,403**
Oct. 21	at Washington	L	19–21	85,640
Nov. 4	at Tampa Bay	L	10–17	65,267
Nov. 11	**Detroit**	**W**	**31–21**	**64,753**
Nov. 18	at Cincinnati	W	35–27	65,403
Nov. 25	**San Francisco (OT)**	**L**	**31–37**	**64,483**
Dec. 2	**Cleveland**	**W**	**27–21**	**64,791**
Dec. 9	at Seattle	L	21–42	68,193
Dec. 16	at New Orleans	L	24–31	70,007
Dec. 23	**Atlanta (OT)**	**W**	**30–27**	**64,159**
Dec. 30	**St. Louis**	**W**	**48–19**	**64,671**
			404–399	

Home: 6–2 (516,646). Away: 2–6 (555,781).

TEAM STATISTICS

	Cards	Opp.
Total First Downs	**308**	**298**
Rushing	70	90
Passing	210	185
Penalty	28	23
3rd Down: Made/Att	75/203	87/218
3rd Down Pct.	36.9%	39.9%
4th Down: Made/Att	12/14	7/15
4th Down Pct.	85.7%	46.7%
Possession Avg.	**30:10**	**29:50**
Total Net Yards	**5505**	**5283**
Avg. Per Game	344.1	330.2
Total Plays	**1016**	**1013**
Avg. Per Play	5.4	5.2
Net Yards Rushing	**1440**	**1567**
Avg. Per Game	90.0	97.9
Total Rushes	402	407
Net Yards Passing	**4065**	**3716**
Avg. Per Game	254.1	232.3
Sacked/Yards Lost	24/163	36/242
Gross Yards	4228	3958
Att./Completions	590/356	570/361
Completion Pct.	60.3%	63.3%
Had Intercepted	24	18
Punts/Average	**80/40.0**	**73/43.6**
Net Punting Avg.	**32.0**	**37.1**
Penalties/Yards	**137/1128**	**118/881**
Fumbles/Ball Lost	**27/12**	**23/11**
Touchdowns	**49**	**45**
Rushing	9	13
Passing	32	26
Returns	8	6

SCORE BY PERIOD

	Q1	Q2	Q3	Q4	OT	PTS
Team	57	148	65	131	3	404
Opponents	88	114	99	92	6	399

SCORING

	TD	RU	PA	RT	K-PAT	FG	S	PTS
Rackers	0	0	0	0	47/48	21/30	0	110
Fitzgerald	10	0	10	0	0/0	0/0	0	60
Boldin	9	0	9	0	0/0	0/0	0	54
James	7	7	0	0	0/0	0/0	0	42
Pope	5	0	5	0	0/0	0/0	0	30
Rolle	3	0	0	3	0/0	0/0	0	18
Johnson	2	0	2	0	0/0	0/0	0	12
Hood	2	0	0	2	0/0	0/0	0	12
Urban	2	0	2	0	0/0	0/0	0	12
Patrick	2	0	2	0	0/0	0/0	0	12
Wells	1	0	0	1	0/0	0/0	0	6
Hayes	1	0	0	1	0/0	0/0	0	6
Warner	1	1	0	0	0/0	0/0	0	6
Shipp	1	1	0	0	0/0	0/0	0	6
Breaston	1	0	0	1	0/0	0/0	0	6
Arrington	1	0	1	0	0/0	0/0	0	6
Bienemann	1	0	1	0	0/0	0/0	0	6
Team	**49**	**9**	**32**	**8**	**47/48**	**21/30**	**0**	**404**
Opponents	**45**	**13**	**26**	**6**	**39/39**	**28/33**	**2**	**399**

Two-Pt. Conversions: Team 0-1, Opponents 2-5

SACKS

Dockett 9.0, Pace 6.5, Smith 5.5, Hayes 4.0, Dansby 3.5, Blackstock 3.0, Berry 2.5, Tafoya 2.0
Team: 36.0, Opponents: 24.0

RUSHING

	No.	Yds	Avg	Long	TD
James	324	1222	3.8	27	7
Arrington	26	78	3.0	12	0
Leinart	11	42	3.8	20	0
Shipp	15	41	2.7	14	1
Warner	17	15	0.9	9	1
Boldin	1	14	14.0	14	0
Morey	1	13	13.0	13	0
Breaston	2	8	4.0	10	0
Rattay	2	5	2.5	5	0
Smith	1	3	3.0	3	0
Berger	1	0	0.0	0	0
Hasselbeck	1	-1	-1.0	-1	0
Team	**402**	**1440**	**3.6**	**27**	**9**
Opponents	**407**	**1567**	**3.9**	**75**	**13**

RECEIVING

	No.	Yds	Avg	Long	TD
Fitzgerald	100	1409	14.1	48t	10
Boldin	71	853	12.0	44t	9
Johnson	46	528	11.5	30	2
Arrington	29	241	8.3	32	1
James	24	204	8.5	26	0
Pope	23	238	10.3	31	5
Urban	22	329	15.0	42	2
Morey	8	131	16.4	62	0
Breaston	8	92	11.5	22	0
Patrick	7	73	10.4	21	2
Smith	7	59	8.4	16	0
Bienemann	7	46	6.6	13	1
Shipp	4	25	6.3	9	0
Team	**356**	**4228**	**11.9**	**62**	**32**
Opponents	**361**	**3958**	**11.0**	**74t**	**26**

INTERCEPTIONS

	No.	Yds	Avg	Long	TD
Rolle	5	231	46.2	57	3
Hood	5	196	39.2	71t	2
Dansby	3	55	18.3	28	0
Wilson	2	20	10.0	20	0
Hayes	1	30	30.0	30t	1
Pace	1	14	14.0	14	0
Brown	1	5	5.0	5	0
Team	**18**	**551**	**30.6**	**71t**	**6**
Opponents	**24**	**380**	**15.8**	**84t**	**3**

PUNT RETURNS

	Ret	FC	Yds	Avg	Long	TD
S.Breaston	42	6	395	9.4	73t	1
Team	**42**	**6**	**395**	**9.4**	**73t**	**1**
Opponents	**38**	**15**	**496**	**13.1**	**75t**	**11**

KICKOFF RETURNS

	No.	Yds	Avg	Long	TD
Breaston	62	1391	22.4	59	0
Arrington	11	251	22.8	56	0
Morey	1	40	40.0	40	0
Team	**74**	**1682**	**22.7**	**59**	**0**
Opponents	**60**	**1389**	**23.2**	**80**	**0**

PUNTING

	No.	Yds	Avg	Net	TB	In	Lg	B
Barr	59	2385	40.4	31.7	5	15	61	1
Berger	20	813	40.7	33.0	2	6	56	0
Team	**79**	**3198**	**40.0**	**32.0**	**7**	**21**	**61**	**1**
Opponents	**73**	**3181**	**43.6**	**37.1**	**4**	**20**	**60**	**0**

FIELD GOALS

	1-19	20-29	30-39	40-49	50+
Rackers	2/2	5/5	6/8	5/6	3/9
Team	**2/2**	**5/5**	**6/8**	**5/6**	**3/9**
Opponents	**1/1**	**9/10**	**10/10**	**8/10**	**0/2**

Rackers: (35G)(28G, 53N, 52G, 42G)(48G, 47N, 40G, 41G)(52N)(50G, 39N, 32G)(50G)(55N)(47G)(23G)(54N)(19G, 32N)(33G, 19G)(50N)(54N, 26G)(32G, 29G, 31G)(23G, 33G)
Opponents: (33G, 30G)(28G, 28G)(21G, 28G, 43G, 46G)()(46G, 35G, 31G)(33G, 43G, 24G, 45N, 45G)(41N)(32G, 58N, 26N)()(41G, 38G)(19G, 55N)(37G, 22G)(23G, 41G)(31G)(23G, 21G),(37G, 42G)(26G,20G)(47G,32G)(30G, 38N)(48G)(41G)(27G,41G,26G)()(44G)

USUAL STARTING LINEUP

Offense	Defense
WR .. Larry Fitzgerald	**LE**.....Antonio Smith
LT.....Mike Gandy	**NT** .....Gabe Watson
LG ..... Reggie Wells	**DT** ... Darnell Dockett
C..... Al Johnson	**RE** .... Bertrand Berry
RG..... Deuce Lutui	**WLB** .. Karlos Dansby
RT ..... Levi Brown	**MLB** .... Gerald Hayes
TE..... Leonard Pope	**SLB**.....Calvin Pace
WR ... Anquan Boldin	**LCB**.....Rod Hood
QB ..... Kurt Warner	**RCB** ..... Eric Green
FB ..... Terrelle Smith	**SS** .....Adrian Wilson
RB ... Edgerrin James	**FS** .....Terrence Holt

NOTES

Under first year head coach **Ken Whisenhunt**, the Cardinals finished the season with an 8-8 record, their best finish since 1998 … the team finished with a home record of 6-2, their best home record since they finished 6-1 in 1976 … **Kurt Warner** took over as the starting QB in week six after **Matt Leinart** injured his shoulder and throws for 27 touchdowns, the second-highest passing TD total in team history … **Larry Fitzgerald** earned his second Pro Bowl nod after leading the NFC in both receptions (100) and receiving yards (1,409) and he also tied the franchise record with TD receptions in five consecutive games … **Edgerrin James** rushed for 1,222 yards on the season, joining Ottis Anderson as the only Cardinal running backs to record a season with 1,200+ yards rushing while the two are also the only ones with back-to-back 1,000-yard seasons … **Anquan Boldin** became the fastest receiver in NFL history to reach 400 receptions (doing so in his 67th career game) while also establishing a new career-high with nine touchdown receptions … **Antrel Rolle's** three interception returns for touchdowns in led the NFL and tied for the second-most in NFL history for a single-game while his two interceptions returns in week 11 at Cincinnati tied the NFL record for a single game … **Darnell Dockett** collected nine sacks on the year, tying the franchise record for sacks by a defensive tackle and led the NFL among interior defensive linemen … for the second season in a row the team sold out every home game and set a new season attendance record with 516,646 fans attending a regular season game.

FINAL NFC WEST STANDINGS

Team	W	L	T	Pct.	Pts.	OP
Seattle	10	6	0	.625	393	291
Arizona	8	8	0	.500	404	399
San Francisco	5	11	0	.312	219	364
St. Louis	3	13	0	.188	263	438

PASSING

	Att.	Comp.	Yds.	Comp. %	Yds./Att.	TD	TD%	Int.	Int. %	Long	Sack/Lost	Rating
Warner	451	281	3417	62.3%	7.6	27	6.0%	17	3.8%	62	20/140	89.8
Leinart	112	60	647	53.6%	5.8	2	1.8%	4	3.6%	40	4/23	61.9
Rattay	27	15	164	55.6%	6.1	3	11.1%	3	11.1%	42	0/0	71.2
Boldin	0	0	0	0.0%	0.0%	0	0.0%	0	0.0%	0	0/0	0.0
Team	**590**	**356**	**4228**	**60.3%**	**7.2**	**32**	**5.4%**	**24**	**4.1%**	**62**	**24/163**	**83.4**
Opponents	**570**	**361**	**3958**	**63.3%**	**6.9**	**26**	**4.6%**	**18**	**3.2%**	**74t**	**36/242**	**85.8**

2008 (9-7)
HEAD COACH KEN WHISENHUNT

Sep. 7	at San Francisco	W	23–13	67,186
Sep. 14	**Miami**	**W**	**31–10**	**63,445**
Sep. 21	at Washington	L	17–24	90,060
Sep. 28	at NY Jets	L	35–56	78,222
Oct. 5	**Buffalo**	**W**	**41–17**	**63,830**
Oct. 12	**Dallas (OT)**	**W**	**30–24**	**64,389**
Oct. 26	at Carolina	L	23–27	72,010
Nov. 2	at St. Louis	W	34–13	61,303
Nov. 10	**San Francisco**	**W**	**29–24**	**64,519**
Nov. 16	at Seattle	W	26–20	67,616
Nov. 23	**NY Giants**	**L**	**29–37**	**64,541**
Nov. 27	at Philadelphia	L	20–48	69,144
Dec. 7	**St. Louis**	**W**	**34–10**	**63,720**
Dec. 14	**Minnesota**	**L**	**14–35**	**64,457**
Dec. 21	at New England	L	7–47	68,756
Dec. 28	**Seattle**	**W**	**34–21**	**63,874**
			427–426	

Home: 6-2 (512,775). Away: 3-5 (574,297)

NFC Wild Card Game				
Jan. 3	**Atlanta**	**W**	**30–24**	**62,848**
NFC Divisional Playoff				
Jan. 10	at Carolina	W	33–13	73,695
NFC Championship Game				
Jan. 18	**Philadelphia**	**W**	**32–25**	**70,650**
Super Bowl XLIII				
Feb. 1	Pittsburgh	L	23–27	70,774
			118–89	

TEAM STATISTICS

	Cards	Opp.
Total First Downs	**328**	**312**
Rushing	72	117
Passing	231	172
Penalty	25	23
3rd Down: Made/Att	83/198	92/207
3rd Down Pct.	41.9%	44.4%
4th Down: Made/Att	8/16	13/17
4th Down Pct.	50.0%	76.5%
Possession Avg.	**30:09**	**29:51**
Total Net Yards	**5852**	**5304**
Avg. Per Game	365.8	331.5
Total Plays	998	993
Avg. Per Play	5.9	5.3
Net Yards Rushing	**1178**	**1764**
Avg. Per Game	73.6	110.3
Total Rushes	340	445
Net Yards Passing	**4674**	**3540**
Avg. Per Game	292.1	221.3
Sacked/Yards Lost	28/201	31/191
Gross Yards	4875	3731
Att./Completions	630/418	517/323
Completion Pct.	66.3%	62.5%
Had Intercepted	15	13
Punts/Average	**60/41.8**	**61/45.5**
Net Punting Avg.	**34.1**	**40.0**
Penalties/Yards	**107/781**	**98/816**
Fumbles/Ball Lost	**27/15**	**26/17**
Touchdowns	**51**	**52**
Rushing	14	13
Passing	31	36
Returns	6	3

SCORE BY PERIOD

	Q1	Q2	Q3	Q4	OT	PTS
Team	64	117	154	86	6	427
Opponents	84	150	81	111	0	426

SCORING

	TD	RU	PA	RT	K-PAT	FG	S	PTS
Rackers	0	0	0	0	44/44	25/28	0	119
Fitzgerald	12	0	12	0	0/0	0/0	0	72
Boldin	11	0	11	0	0/0	0/0	0	66
Hightower	10	10	0	0	0/0	0/0	0	60
Urban	4	0	4	0	0/0	0/0	0	24
James	3	3	0	0	0/0	0/0	1	20
Arrington	3	1	1	1	0/0	0/0	0	18
Breaston	3	0	3	0	0/0	0/0	0	18
R-Cromartie	1	0	0	1	0/0	0/0	0	6

SCORING (CONT.)

	TD	RU	PA	RT	K-PAT	FG	S	PTS
Dockett	1	0	0	1	0/0	0/0	0	6
Rolle	1	0	0	1	0/0	0/0	0	6
Beisel	1	0	0	1	0/0	0/0	0	6
Hood	1	0	0	1	0/0	0/0	0	6
Team	**51**	**14**	**31**	**6**	**44/44**	**25/28**	**1**	**427**
Opponents	**52**	**13**	**36**	**3**	**49/49**	**21/27**	**1**	**426**

Two-Pt. Conversions: Team 1/ 6, Opponents: 1/ 3

SACKS

Berry 5.0, Okeafor 4.5, Dansby 4.0, Dockett 4.0, LaBoy 4.0, Smith 3.5, Wilson 2.5, C.Haggans 1.0, Robinson 1.0, Watson 1.0, Hayes 0.5 **Team: 31.0, Opponents: 27.0**

RUSHING

	No.	Yds	Avg	Long	TD
James	133	514	3.9	35	3
Hightower	143	399	2.8	30t	10
Arrington	31	187	6.0	30	1
Boldin	9	67	7.4	30	0
Breaston	2	8	4.0	4	0
Leinart	4	5	1.3	8	0
Warner	18	-2	-0.1	11	0
Team	**340**	**1178**	**3.5**	**35**	**14**
Opponents	**445**	**1764**	**4.0**	**41t**	**13**

RECEIVING

	No.	Yds	Avg	Long	TD
Fitzgerald	96	1431	14.9	78t	12
Boldin	89	1038	11.7	79t	11
Breaston	77	1006	13.1	58	3
Urban	34	448	13.2	56t	4
Hightower	34	237	7.0	26	0
Arrington	29	255	8.8	35	1
Doucet	14	90	6.4	12	0
James	12	85	7.1	16	0
Patrick	11	104	9.5	19	0
Pope	9	77	8.6	25	0
Castille	4	11	2.8	5	0
Tuman	3	41	13.7	18	0
Smith	2	24	12.0	18	0
Spach	2	15	7.5	8	0
Rolle	1	9	9.0	9	0
Brown	1	4	4.0	4	0
Campbell	0	0	0	0	0
Team	**418**	**4875**	**11.7**	**79t**	**31**
Opponents	**323**	**3731**	**11.6**	**87t**	**36**

INTERCEPTIONS

	No.	Yds	Avg	Long	TD
Rodgers-Cromartie	4	157	39.3	99t	1
Dansby	2	47	23.5	34	0
Wilson	2	37	18.5	28	0
Rolle	1	40	40.0	40t	1
Okeafor	1	39	39.0	39	0
Green	1	1	1.0	1	0
Brown	1	0	0.0	0	0
Hood	1	0	0.0	0	0
Team	**13**	**321**	**24.7**	**99t**	**2**
Opponents	**15**	**276**	**18.4**	**58**	**1**

PUNT RETURNS

	Ret	FC	Yds	Avg	Long	TD
Breaston	33	10	237	7.2	25	0
Team	**33**	**10**	**237**	**7.2**	**25**	**0**
Opponents	**29**	**13**	**381**	**13.1**	**82t**	**1**

KICKOFF RETURNS

	No.	Yds	Avg	Long	TD
Arrington	36	923	25.6	93t	1
Breaston	33	667	20.2	38	0
Morey	2	23	11.5	15	0
Campbell	2	16	8.0	16	0
Urban	2	1	0.5	1	0
Team	**75**	**1630**	**21.7**	**93t**	**1**
Opponents	**69**	**1724**	**25.0**	**104t**	**1**

PUNTING

	No.	Yds	Avg	Net	TB	In	Lg	B
Johnson	40	1670	41.8	35.2	4	13	59	0
Graham	20	839	42.0	32.0	0	7	59	0
Team	**60**	**2509**	**41.8**	**34.1**	**4**	**20**	**59**	**0**
Opponents	**60**	**2777**	**45.5**	**40.0**	**5**	**20**	**63**	**1**

FIELD GOALS

	1-19	20-29	30-39	40-49	50+
N. Rackers	0/ 0	9/ 9	9/ 11	6/ 6	1/ 2
Team	**0/ 0**	**9/ 9**	**9/ 11**	**6/ 6**	**1/ 2**
Opponents	**0/ 0**	**4/ 4**	**9/ 11**	**5/ 8**	**3/ 4**

USUAL STARTING LINEUP

Offense

WR....Larry Fitzgerald
LT.....Mike Gandy
LG.....Reggie Wells
C..... Lyle Sendlein
RG..... Deuce Lutui
RT..... Levi Brown
TE..... Leonard Pope
WR..... Anquan Boldin
QB.....Kurt Warner
FB..... Terrelle Smith
RB... Edgerrin James/ Tim Hightower

Defense

LE.....Antonio Smith
NT..... Bryan Robinson
DT..... Darnell Dockett
RE.....Travis LaBoy
WLB.....Karlos Dansby
MLB.....Gerald Hayes
SLB.....Chike Okeafor
LCB.....Rod Hood
RCB...D. Rodgers-Cromartie
SS..... Adrian Wilson
FS.....Antrel Rolle

NOTES

The Cardinals capped 2008 season with a memorable playoff run, winning the NFC Championship game against Philadelphia and playing in Super Bowl XLIII vs. Pittsburgh … won their first division title since 1975, winning the NFC West with a perfect 6-0 division record and finishing the regular season 9-7 overall … under second-year head coach **Ken Whisenhunt**, Cardinals made first playoff appearance since 1998 in Wild Card game vs. Falcons, and earned second road playoff win in franchise history with victory at Carolina … became first #4 seed to host a conference championship game and first #4 seed to advance to Super Bowl … Cardinals recorded 12 wins on the season, the most in a single-season in franchise history and they won more playoff games in 2008 (3) than they had in their total playoff history (2) … finished the regular season with an 8-2 home record and improved record at University of Phoenix Stadium to 14-4 under Whisenhunt … **Kurt Warner** sets franchise record with 30 TD passes while also earning his fourth Pro Bowl selection … Warner also sets team marks for attempts, completions, completion percentage, passer rating and finished second in passing yards … **Larry Fitzgerald** earned his second consecutive Pro Bowl selection and third overall after once again leading the NFC in both receptions (96) and receiving yards (1,431) while also collecting a career high 12 touchdowns … Fitzgerald set single postseason records for receptions (30), yards (546), and receiving touchdowns (7) while also collecting over 100 receiving yards in all four postseason games … **Anquan Boldin** earned his third trip to the Pro Bowl after becoming the first receiver in team history to have four 1,000 yard receiving seasons to go along with a career high 11 TDs … reached 500 receptions in 80th game, reaching the milestone in fewer games than any other receiver in NFL history … also set franchise mark with 24 100-yard receiving games … **Tim Hightower's** 10 rushing TDs during the regular season set a franchise record for rookie … Rookie **Dominique Rodgers-Cromartie** led the team with four INT's during the regular season including tying the franchise record for longest INT return with a 99-yard return for a touchdown against St. Louis… for the third season in a row, the team sold out every home game including both playoff contests.

FINAL NFC WEST STANDINGS

Team	W	L	T	Pct.	Pts.	OP
Arizona	9	7	0	.563	427	426
San Francisco	7	9	0	.438	339	381
Seattle	4	12	0	.250	294	392
St. Louis	2	14	0	.125	232	465

PASSING

	Att.	Comp.	Yds.	Comp. %	Yds./Att.	TD	TD%	Int.	Int. %	Long	Sack/Lost	Rating
Warner	598	401	4583	67.1%	7.7	30	5.0%	14	2.3%	79t	26/182	96.9
Leinart	29	15	264	51.7%	9.1	1	3.4%	1	3.4%	78t	2/19	80.2
Urban	1	1	18	100.0%	18.0	0	0.0%	0	0.0%	18	0/0	118.8
Johnson	1	1	10	100.0%	10.0	0	0.0%	0	0.0%	10	0/0	108.3
Arrington	1	0	0	0.0%	0.0	0	0.0%	0	0.0%	0	0/0	39.6
Team	**630**	**418**	**4875**	**66.3%**	**7.7**	**31**	**4.9%**	**15**	**2.4%**	**79t**	**28/201**	**96.1**
Opponents	**517**	**323**	**3731**	**62.5%**	**7.2**	**36**	**7.0%**	**13**	**2.5%**	**87t**	**31/191**	**97.0**

2009 (10-6)
HEAD COACH KEN WHISENHUNT

Sept. 13	**San Francisco**	**L**	**16–20**	**61,981**
Sept. 20	at Jacksonville	W	31–17	46,520
Sept. 27	**Indianapolis**	**L**	**10–31**	**62,692**
Oct. 11	**Houston**	**W**	**28–21**	**61,819**
Oct. 18	at Seattle	W	27–3	67,588
Oct. 25	at NY Giants	W	24–17	78,299
Nov. 1	**Carolina**	**L**	**21–34**	**62,031**
Nov. 8	at Chicago	W	41–21	62,309
Nov. 15	**Seattle**	**W**	**31–20**	**62,278**
Nov. 22	at St. Louis	W	21–13	59,839
Nov. 29	at Tennessee	L	17–20	69,149
Dec. 6	**Minnesota**	**W**	**30–17**	**64,121**
Dec. 14	at San Francisco	L	9–24	69,732
Dec. 20	at Detroit	W	31–24	40,577
Dec. 27	**St. Louis**	**W**	**31–10**	**62,624**
Jan. 3	**Green Bay**	**L**	**7–33**	**67,597**
			375–325	

Home: 4-4 (505,143). Away: 6-2 (494,013)

NFC Wild Card Game				
Jan. 10	**Green Bay (OT)**	**W**	**51–45**	**61,926**
NFC Divisional Playoff				
Jan. 16	at New Orleans	L	14–45	70,149
			65–90	

TEAM STATISTICS

	Cards	Opp.
Total First Downs	**317**	**289**
Rushing	77	81
Passing	215	188
Penalty	25	20
3rd Down: Made/Att	69/190	82/232
3rd Down Pct.	36.3%	35.3%
4th Down: Made/Att	5/9	12/24
4th Down Pct.	55.6%	50.0%
Possession Avg.	**29:52**	**30:08**
Total Net Yards	**5510**	**5543**
Avg. Per Game	344.4	346.4
Total Plays	985	1038
Avg. Per Play	5.6	5.3
Net Yards Rushing	**1494**	**1804**
Avg. Per Game	93.4	112.8
Total Rushes	365	402
Net Yards Passing	**4016**	**3739**
Avg. Per Game	251.0	233.7
Sacked/Yards Lost	26/184	43/259
Gross Yards	4200	3998
Att./Completions	594/392	593/346
Completion Pct.	66.0%	58.3%
Had Intercepted	18	21
Punts/Average	**86/47.0**	**84/44.9**
Net Punting Avg.	**40.6**	**39.4**
Penalties/Yards	**108/886**	**104/840**
Fumbles/Ball Lost	**32/18**	**20/8**
Touchdowns	**46**	**38**
Rushing	16	13
Passing	27	22
Returns	3	3

SCORE BY PERIOD

	Q1	Q2	Q3	Q4	OT	PTS
Team	76	132	82	85	0	375
Opponents	67	101	62	95	0	325

SCORING

	TD	RU	PA	RT	K-PAT	FG	S	PTS
Rackers	0	0	0	0	37/38	16/17	0	85
Fitzgerald	13	0	13	0	0/0	0/0	0	78
Hightower	8	8	0	0	0/0	0/0	0	48
Wells	7	7	0	0	0/0	0/0	0	42
Boldin	5	1	4	0	0/0	0/0	0	30
Breaston	3	0	3	0	0/0	0/0	0	18
Nugent	0	0	0	0	8/8	2/2	0	14
S-Howling	2	0	1	1	0/0	0/0	0	12
Patrick	2	0	2	0	0/0	0/0	0	12
Wright	2	0	2	0	0/0	0/0	0	12
Rolle	1	0	0	1	0/0	0/0	0	6
R-Cromartie	1	0	0	1	0/0	0/0	0	6
Doucet	1	0	1	0	0/0	0/0	0	6
Becht	1	0	1	0	0/0	0/0	0	6
Team	**46**	**16**	**27**	**3**	**45/46**	**18/19**	**0**	**375**
Opponents	**38**	**13**	**22**	**3**	**38/38**	**19/25**	**0**	**325**

Two-Pt. Conversions: Team 0/0, Opponents: 0/0

SACKS

Dockett 7.0, Campbell 7.0, Berry 6.0, Haggans 5.0, Okeafor 4.5, Branch 2.0, Wilson 2.0, Iwebema 2.0, Davis 2.0, Rolle 1.5, Robinson 1.0, Banks 1.0, Dansby 1.0 **Team: 42.0, Opponents: 26.0**

RUSHING

	No.	Yds	Avg	Long	TD
Wells	176	793	4.5	33	7
Hightower	143	598	4.2	50	8
Breaston	2	44	22.0	25	0
Wright	3	17	5.7	8	0
S-Howling	6	15	2.5	5	0
Boldin	3	12	4.0	5t	1
Warner	21	10	0.5	10	0
Rolle	1	9	9.0	9	0
St. Pierre	1	2	2.0	2	0
Leinart	9	-6	-0.7	1	0
Team	**365**	**1494**	**4.1**	**50**	**16**
Opponents	**402**	**1804**	**4.5**	**85t**	**13**

RECEIVING

	No.	Yds	Avg	Long	TD
Fitzgerald	97	1092	11.3	34t	13
Boldin	84	1024	12.2	44	4
Hightower	63	428	6.8	23	0
Breaston	55	712	12.9	45	3
Urban	18	186	10.3	40	0
Doucet	17	214	12.6	29	1
Patrick	12	146	12.2	28	2
Wells	12	143	11.9	25	0
S-Howling	10	83	8.3	15	1
Wright	9	53	5.9	10	2
Becht	7	61	8.7	16	1
Spach	4	38	9.5	22	0
Kreider	4	20	5.0	8	0
Team	**392**	**4200**	**10.7**	**45**	**27**
Opponents	**346**	**3998**	**11.6**	**72**	**22**

INTERCEPTIONS

	No.	Yds	Avg	Long	TD
R-Cromartie	6	77	12.8	49t	1
Wilson	5	56	11.2	41	0
Rolle	4	71	17.8	29	0
Brown	1	85	85.0	80	0
Ware	1	18	18.0	18	0
Adams	1	17	17.0	17	0
Dansby	1	11	11.0	11	0
Dockett	1	3	3.0	3	0
Toler	1	0	0.0	0	0
Team	**21**	**338**	**16.1**	**80**	**1**
Opponents	**18**	**312**	**17.3**	**101t**	**3**

PUNT RETURNS

	Ret	FC	Yds	Avg	Long	TD
Breaston	38	11	253	6.7	64	0
Rolle	6	2	55	9.2	27	0
Toler	1	0	0	0.0	0	0
Team	**45**	**13**	**308**	**6.8**	**64**	**0**
Opponents	**47**	**14**	**493**	**10.5**	**62**	**0**

KICKOFF RETURNS

	No.	Yds	Avg	Long	TD
S-Howling	52	1257	24.2	99t	1
Wright	2	27	13.5	18	0
Team	**54**	**1284**	**23.8**	**99t**	**1**
Opponents	**61**	**1248**	**20.5**	**63**	**0**

PUNTING

	No.	Yds	Avg	Net	TB	In	Lg	B
Graham	86	4045	47.0	40.6	3	42	64	0
Team	**86**	**4045**	**47.0**	**40.6**	**3**	**42**	**64**	**0**
Opponents	**84**	**3774**	**44.9**	**39.4**	**8**	**30**	**64**	**0**

FIELD GOALS

	1-19	20-29	30-39	40-49	50+
Rackers	0/0	4/4	6/6	6/7	0/0
Nugent	1/1	0/0	0/0	1/1	0/0
Team	**1/1**	**4/4**	**6/6**	**7/8**	**0/0**
Opponents	**0/0**	**8/8**	**8/10**	**1/3**	**2/4**

USUAL STARTING LINEUP

Offense		Defense	
WR	Larry Fitzgerald	**DE**	Calais Campbell
LT	Mike Gandy	**NT**	Bryan Robinson
LG	Reggie Wells	**DT**	Darnell Dockett
C	Lyle Sendlein	**ROLB**	Chike Okeafor
RG	Deuce Lutui	**ILB**	Karlos Dansby
RT	Levi Brown	**ILB**	Gerald Hayes
TE	Anthony Becht	**LOLB**	Clark Haggans
WR	Anquan Boldin	**RCB**	Bryant McFadden
QB	Kurt Warner	**LCB**	D. Rodgers-Cromartie
FB	Dan Kreider	**SS**	Adrian Wilson
RB	Tim Hightower	**FS**	Antrel Rolle

NOTES

The Cardinals earned their first back-to-back division titles since 1974-75 with a 10-6 regular season record, their best record since the NFL went to a 16-game schedule in 1978 … hosted a playoff game for the second straight season and beat the Green Bay Packers 51-45 an overtime thriller that was the highest scoring game in NFL postseason history … improved the Cardinals record to 4-0 all-time in home postseason games and gave the team postseason wins in back-to-back seasons for first time ever … avoided the Super Bowl curse by becoming just the third team since 1999 to return to the postseason after finishing as Super Bowl runner-up … third-year head coach **Ken Whisenhunt** led the Cardinals to their second straight division title … first time since 1976 that the Cardinals have posted 10+ wins in a regular season … the Cardinals were 6-2 on the road, the most road wins in a single season since 1963 (6) … for the first time since 1975, the Cardinals went without back-to-back losses in a single season; they were the only NFL team in 2009 to accomplish the feat … **Kurt Warner** became first quarterback in team history to throw for 3,000+ yards and 20+ touchdowns in three consecutive seasons … **Larry Fitzgerald** earned his third consecutive Pro Bowl selection and fourth overall after leading the NFL for a second consecutive season with a career-high 13 touchdown receptions … **Anquan Boldin** reached 586 receptions for his career and passed Larry Centers (535) to become the franchise's all-time leader in receptions … **Adrian Wilson** had two sacks and five interceptions to become the 10th player in NFL history with 20 sacks and 20 interceptions in their career while also earning third Pro Bowl selection and All-Pro first team honors … **Ben Graham** tied NFL record with 42 punts inside the 20-yard line … **Dominique Rodgers-Cromartie**, **Antrel Rolle** and **Darnell Dockett** selected to Pro Bowl along with Wilson and Fitzgerald… for the fourth season in a row, the team sold out every home game including the Wild Card Playoff contest.

FINAL NFC WEST STANDINGS

Team	W	L	T	Pct.	Pts.	OP
Arizona	10	6	0	.625	375	325
San Francisco	8	8	0	.500	330	281
Seattle	5	11	0	.313	280	390
St. Louis	1	15	0	.063	175	436

PASSING

	Att.	Comp.	Yds.	Comp. %	Yds./Att.	TD	TD%	Int.	Int. %	Long	Sack/Lost	Rating
Warner	513	339	3753	66.1%	7.3	26	5.1%	14	2.7%	45	24/172	93.2
Leinart	77	51	435	66.2%	5.6	0	0.0%	3	3.9%	28	2/12	64.6
St. Pierre	4	2	12	50.0%	3.0	1	25.0%	1	25.0%	9	0/0	56.3
Team	**594**	**392**	**4200**	**66.0%**	**7.1**	**27**	**4.5%**	**18**	**3.0%**	**45**	**26/184**	**89.1**
Opponents	**593**	**346**	**3998**	**58.3%**	**6.7**	**22**	**3.7%**	**21**	**3.5%**	**72**	**43/259**	**76.4**

2010 (5-11)

HEAD COACH KEN WHISENHUNT

Sept. 12	at St. Louis	W	17-13	52,440
Sept. 19	at Atlanta	L	7-41	66,824
Sept. 26	**Oakland**	**W**	**24-23**	**62,439**
Oct. 3	at San Diego	L	10-41	63,189
Oct. 10	**New Orleans**	**W**	**30-20**	**62,621**
Oct. 24	at Seattle	L	10-22	67,038
Oct. 31	**Tampa Bay**	**L**	**35-38**	**61,857**
Nov. 7	at Minnesota (OT)	L	24-27	64,120
Nov. 14	**Seattle**	**L**	**18-36**	**61,904**
Nov. 21	at Kansas City	L	13-31	66,247
Nov. 29	**San Francisco**	**L**	**6-27**	**63,208**
Dec. 5	**St. Louis**	**L**	**6-19**	**61,874**
Dec. 12	**Denver**	**W**	**43-13**	**62,223**
Dec. 19	at Carolina	L	12-19	71,849
Dec. 25	**Dallas**	**W**	**27-26**	**63,971**
Jan. 2	at San Francisco	L	7-38	69,732
			289-434	

Home 4-4 (500,097). Away 1-7 (521,439)

TEAM STATISTICS

	Cards	Opp.
Total First Downs	**241**	**339**
Rushing	67	123
Passing	154	178
Penalty	20	38
3rd Down: Made/Att	58/209	87/233
3rd Down Pct.	27.8%	37.3%
4th Down: Made/Att	7/18	9/17
4th Down Pct.	38.9%	52.9%
Possession Avg.	**26:14**	**33:46**
Total Net Yards	**4309**	**5977**
Avg. Per Game	269.3	373.6
Total Plays	931	1092
Avg. Per Play	4.6	5.5
Net Yards Rushing	**1388**	**2323**
Avg. Per Game	86.8	145.2
Total Rushes	320	526
Net Yards Passing	**2921**	**3654**
Avg. Per Game	182.6	228.4
Sacked/Yards Lost	50/343	33/227
Gross Yards	3264	3881
Att./Completions	561/285	533/324
Completion Pct.	50.8%	60.8%
Had Intercepted	19	17
Punts/Average	**94/43.4**	**64/47.9**
Net Punting Avg.	**36.6**	**41.4**
Penalties/Yards	**108/870**	**108/894**
Fumbles/Ball Lost	**33/16**	**22/13**
Touchdowns	**31**	**45**
Rushing	9	19
Passing	10	22
Returns	12	4

SCORE BY PERIODS

	Q1	Q2	Q3	Q4	OT	Pts
Team	53	98	44	94	0	289
Opponents	87	149	102	93	3	434

SCORING

	TD	Ru	Pa	Rt	PAT	FG2Pt		Pts
Feely	1	1	0	0	29/29	24/27	0	107
Fitzgerald	6	0	6	0	0/0	0/0	1	38
Hightower	5	5	0	0	0/0	0/0	0	30
S-Howling	3	1	0	2	0/0	0/0	0	18
Wells	2	2	0	0	0/0	0/0	0	12
Roberts	2	0	2	0	0/0	0/0	0	12
R-Cromartie	2	0	0	2	0/0	0/0	0	12
Rhodes	2	0	0	2	0/0	0/0	0	12
Breaston	2	0	1	1	0/0	0/0	0	12
Adams	1	0	0	1	0/0	0/0	0	6
L.Brown	1	0	0	1	0/0	0/0	0	6
Dockett	1	0	0	1	0/0	0/0	0	6
Hayes	1	0	0	1	0/0	0/0	0	6
Doucet	1	0	1	0	0/0	0/0	0	6
Toler	1	0	0	1	0/0	0/0	0	6
Team	**31**	**9**	**10**	**12**	**29/29**	**24/27**	**1**	**289**
Opponents	**45**	**19**	**22**	**4**	**44/45**	**40/51**	**0**	**434**

Two-Pt. Conversions: Team 1/ 2, Opponents: 0/ 0

SACKS

C.Campbell 6.0, J.Porter 5.0, C.Haggans 5.0, D.Dockett 5.0, O.Schofield 2.0, P.Lenon 2.0, A.Branch 2.0, A.Wilson 2.0, W.Davis 1.0, G.Toler 1.0, D.Washington 1.0, K.Rhodes 1.0
Team: 33.0, Opponents: 50.0

RUSHING

	No.	Yds	Avg	Long	TD
Hightower	153	736	4.8	80t	5
Wells	116	397	3.4	24	2
S-Howling	23	113	4.9	30t	1
Skelton	10	49	4.9	16	0
Breaston	3	35	11.7	17	0
Wright	6	28	4.7	10	0
Anderson	5	25	5.0	11	0
Doucet	2	5	2.5	3	0
Feely	1	5	5.0	5t	1
Hall	1	-5	-5.0	-5	0
Team	**320**	**1388**	**4.3**	**80t**	**9**
Opponents	**526**	**2323**	**4.4**	**48**	**19**

RECEIVING

	No.	Yds	Avg	Long	TD
Fitzgerald	90	1137	12.6	41	6
Breaston	47	718	15.3	37	1
Doucet	26	291	11.2	36	1
Roberts	24	307	12.8	74t	2
Hightower	21	136	6.5	20	0
S-Howling	16	111	6.9	13	0
Patrick	15	123	8.2	21	0
Komar	12	117	9.8	20	0
S.Williams	9	101	11.2	17	0
Wright	8	42	5.3	9	0
Spach	7	40	5.7	14	0
Wells	5	74	14.8	43	0
Dray	3	47	15.7	24	0
Maui'a	2	20	10.0	10	0
Johnson	0	0	0	0	0
Team	**285**	**3264**	**11.5**	**74t**	**10**
Opponents	**324**	**3881**	**12.0**	**70**	**22**

INTERCEPTIONS

	No.	Yds	Avg	Long	TD
Rhodes	4	174	43.5	66	0
R-Cromartie	3	86	28.7	32t	2
Toler	2	66	33.0	66t	1
Adams	2	36	18.0	36	0
Lenon	2	12	6.0	10	0
Wilson	2	4	2.0	4	0
Washington	1	39	39.0	39	0
Johnson	1	7	7.0	7	0
Team	**17**	**424**	**24.9**	**66t**	**3**
Opponents	**19**	**389**	**20.5**	**62t**	**4**

PUNT RETURNS

	Ret	FC	Yds	Avg	Long	TD
Roberts	35	8	263	7.5	25	0
Komar	5	0	31	6.2	9	0
Ware	1	0	0	0.0	0	0
R-Cromartie	1	0	0	0.0	0	0
Team	**42**	**8**	**294**	**7.0**	**25**	**0**
Opponents	**35**	**20**	**458**	**13.1**	**48**	**0**

KICKOFF RETURNS

	No.	Yds	Avg	Long	TD
S-Howling	57	1548	27.2	102t	2
Roberts	14	326	23.3	47	0
Breaston	7	162	23.1	27	0
Spach	2	26	13.0	15	0
Wright	2	8	4.0	8	0
S.Williams	1	14	14.0	14	0
Obiozor	1	0	0.0	0	0
Team	**84**	**2084**	**24.8**	**102t**	**2**
Opponents	**51**	**1234**	**24.2**	**51**	**0**

PUNTING

	No	Yds	Avg	Net	TB	In	Lg	B
Graham	94	4080	43.4	36.6	9	29	65	0
Team	**94**	**4080**	**43.4**	**36.6**	**9**	**29**	**65**	**0**
Opponents	**64**	**3064**	**47.9**	**41.4**	**6**	**21**	**67**	**0**

FIELD GOALS

	1-19	20-29	30-39	40-49	50+
Feely	0/ 0	8/ 8	6/ 6	8/ 10	2/ 3
Team	**0/ 0**	**8/ 8**	**6/ 6**	**8/ 10**	**2/ 3**
Opponents	**2/ 2**	**17/ 19**	**10/ 14**	**7/ 10**	**4/ 6**

USUAL STARTING LINEUP

Offense		Defense	
WR	Larry Fitzgerald	**DE**	Calais Campbell
LT	Levi Brown	**NT**	Bryan Robinson
LG	Alan Faneca	**DT**	Darnell Dockett
C	Lyle Sendlein	**ROLB**	Joey Porter
RG	Deuce Lutui	**ILB**	Paris Lenon
RT	Brandon Keith/ Jeremy Bridges	**ILB**	Daryl Washington
TE	Stephen Spach	**LOLB**	Clark Haggans
WR	Steve Breaston	**RCB**	Greg Toler
QB	Derek Anderson	**LCB**	D. Rodgers-Cromartie
FB	Reagan Maui'a	**SS**	Adrian Wilson
RB	Tim Hightower	**FS**	Kerry Rhodes

NOTES

The Cardinals totaled 12 return TD's to lead the NFL, which also marked the second highest single season total in league history (Seattle, 13, 1998) … their seven fumble recovery TDs established an NFL record … fourth-year head coach **Ken Whisenhunt** became first head coach in franchise history to have a .500 or better record at home in first four seasons … reached 36 victories as head coach, the third-highest total in franchise history behind Jim Hanifan (39) and Don Coryell (42) … **Larry Fitzgerald** reached 613 career catches and passed Anquan Boldin (586) to become the franchise's all-time leader in receptions … earned fifth career Pro Bowl selection (fourth in a row) and became first player in NFL history to have 90+ receptions five times in first seven seasons and just one of five players to do it in four consecutive seasons … became youngest player to reach 600 career receptions and first player in franchise history with four consecutive 1,000 yard receiving seasons … **Jay Feely** scored 25 points against Denver, the second highest point total in NFL history by a kicker (Rob Bironas, 26) and scored a TD on a five-yard run on a fake field goal … **Darnell Dockett** selected to third career Pro Bowl after collecting five sacks and three fumble recoveries … **Adrian Wilson** had a career high 118 tackles in 10th season and earned fourth Pro Bowl selection … **LaRod Stephens-Howling** led the NFL with 1,548 kickoff return yards despite missing three games due to injury and his 27.2 yard avg. was fourth best in league … **Russ Grimm**, the Cardinals assistant head coach, was inducted in the Pro Football Hall of Fame prior to the season … **Max Hall** and **John Skelton** start at QB for the Cardinals, the first time in the NFL since 1994 that a team had two different rookie QBs start a game in a single season … for the fifth season in a row, the team sold out every home game, marking 53 consecutive sellouts since the team began play at University of Phoenix Stadium in 2006.

FINAL NFC WEST STANDINGS

Team	W	L	T	Pct.	Pts.	OP
Seattle	7	9	0	.438	310	407
St. Louis	7	9	0	.438	289	328
San Francisco	6	10	0	.375	305	346
Arizona	5	11	0	.313	289	434

PASSING

	Att	Cmp	Yds	Cmp%	Yds/Att	TD	TD%	Int	Int%	Long	Sack/Lost	Rating
Anderson	327	169	2065	51.7%	6.3	7	2.1%	10	3.1%	43	25/176	65.9
Skelton	126	60	662	47.6%	5.3	2	1.6%	2	1.6%	74t	9/65	62.3
Hall	78	39	370	50.0%	4.7	1	1.3%	6	7.7%	26	14/90	35.7
Bartel	28	16	150	57.1%	5.4	0	0.0%	1	3.6%	31	2/12	57.1
Breaston	2	1	17	50.0%	8.5	0	0.0%	0	0.0%	17	0/0	79.2
Team	**561**	**285**	**3264**	**50.8%**	**5.8**	**10**	**1.8%**	**19**	**3.4%**	**74t**	**50/343**	**60.5**
Opponents	**533**	**324**	**3881**	**60.8%**	**7.3**	**22**	**4.1%**	**17**	**3.2%**	**70**	**33/227**	**83.5**

2011 (8-8)

HEAD COACH KEN WHISENHUNT

Sept. 11	**Carolina**	**W**	**28-21**	**60,627**
Sept. 18	at Washington	L	21-22	76,330
Sept. 25	at Seattle	L	10-13	66,199
Oct. 2	**NY Giants**	**L**	**27-31**	**60,496**
Oct. 9	at Minnesota	L	10-34	62,479
Oct. 23	**Pittsburgh**	**L**	**20-32**	**62,475**
Oct. 30	at Baltimore	L	27-30	71,022
Nov. 6	**St. Louis**	**W**	**19-13 (OT)**	**60,628**
Nov. 13	at Philadelphia	W	21-17	69,144
Nov. 20	at San Francisco	L	7-23	69,732
Nov. 27	at St. Louis	W	23-20	56,029
Dec. 4	**Dallas**	**W**	**19-13 (OT)**	**62,180**
Dec. 11	**San Francisco**	**W**	**21-19**	**60,808**
Dec. 18	**Cleveland**	**W**	**20-17 (OT)**	**60,443**
Dec. 24	at Cincinnati	L	16-23	41,273
Jan. 1	**Seattle**	**W**	**23-20 (OT)** 312-348	**61,798**

Home 6-2 (489,455). Away 2-6 (512,208)

TEAM STATISTICS

	Cards	Opp.
Total First Downs	**286**	**333**
Rushing	83	118
Passing	175	174
Penalty	28	41
3rd Down: Made/Att	66/205	71/226
3rd Down Pct.	32.2%	31.4%
4th Down: Made/Att	9/15	4/8
4th Down Pct.	60.0%	50.0%
Possession Avg.	**28:11**	**31:49**
Total Net Yards	**5192**	**5682**
Avg. Per Game	324.5	355.1
Total Plays	993	1095
Avg. Per Play	5.2	5.2
Net Yards Rushing	**1625**	**1986**
Avg. Per Game	101.6	124.1
Total Rushes	389	475
Net Yards Passing	**3567**	**3696**
Avg. Per Game	222.9	231.0
Sacked/Yards Lost	54/387	42/304
Gross Yards	3954	4000
Att./Completions	550/307	578/340
Completion Pct.	55.8%	58.8%
Had Intercepted	23	10
Punts/Average	**92/45.0**	**92/44.4**
Net Punting Avg.	**37.3**	**36.2**
Penalties/Yards	**106/1004**	**122/950**
Fumbles/Ball Lost	**24/9**	**15/9**
Touchdowns	**37**	**34**
Rushing	12	15
Passing	21	17
Returns	4	2

SCORE BY PERIODS

	Q1	Q2	Q3	Q4	OT	Pts
Team	36	68	79	111	18	312
Opponents	81	107	85	75	0	348

SCORING

	TD	Ru	Pa	Rt	PAT	FG	2Pt	Pts
Feely	0	0	0	0	33/33	19/24	0	90
Wells	10	10	0	0	0/0	0/0	0	60
Fitzgerald	8	0	8	0	0/0	0/0	0	48
Doucet	5	0	5	0	0/0	0/0	0	30
Peterson	4	0	0	4	0/0	0/0	0	24
King	3	0	3	0	0/0	0/0	0	18
S-Howling	2	0	2	0	0/0	0/0	0	12
Roberts	2	0	2	0	0/0	0/0	0	12
Smith	1	1	0	0	0/0	0/0	0	6
Heap	1	0	1	0	0/0	0/0	0	6
Taylor	1	1	0	0	0/0	0/0	0	6
Team	**37**	**12**	**21**	**4**	**33/33**	**19/24**	**0**	**312**
Opponents	**34**	**15**	**17**	**2**	**33/33**	**35/48**	**0**	**348**

2-Pt. Conversions: Team 0/ 2, Opponents: 0/ 1

SACKS

Campbell 8.0, Acho 7.0, Washington 5.0, Schofield 4.5, Dockett 3.5, Haggans 3.0, Lenon 3.0, Rhodes 2.0, Marshall 2.0, Carter 1.0, Porter 1.0, Eason 1.0, Peterson 1.0 **Team: 42.0, Opponents: 54.0**

RUSHING

	No.	Yds	Avg	Long	TD
Wells	245	1047	4.3	71	10
S-Howling	43	167	3.9	39	0
Skelton	28	128	4.6	14	0
Smith	30	102	3.4	12	1
Taylor	20	77	3.9	34	1
Kolb	17	65	3.8	17	0
Roberts	3	27	9.0	12	0
Bartel	1	9	9.0	9	0
Sherman	1	3	3.0	3	0
Peterson	1	0	0.0	0	0
Team	**389**	**1625**	**4.2**	**71**	**12**
Opponents	**475**	**1986**	**4.2**	**48t**	**15**

RECEIVING

	No.	Yds	Avg	Long	TD
Fitzgerald	80	1411	17.6	73t	8
Doucet	54	689	12.8	70t	5
Roberts	51	586	11.5	45	2
King	27	271	10.0	48t	3
Heap	24	283	11.8	28	1
Taylor	14	91	6.5	17	0
S-Howling	13	234	18.0	73t	2
Housler	12	133	11.1	21	0
Wells	10	52	5.2	10	0
Sherman	8	72	9.0	19	0
Stuckey	4	39	9.8	12	0
Sampson	3	36	12.0	15	0
Smith	3	21	7.0	13	0
Dray	2	25	12.5	20	0
Maui'a	1	12	12.0	12	0
Peterson	1	-1	-1.0	-1	0
Team	**307**	**3954**	**12.9**	**73t**	**21**
Opponents	**340**	**4000**	**11.8**	**95t**	**17**

INTERCEPTIONS

	No.	Yds	Avg	Long	TD
Marshall	3	83	27.7	49	0
Washington	2	16	8.0	16	0
Peterson	2	1	0.5	1	0
Wilson	1	17	17.0	17	0
Campbell	1	0	0.0	0	0
Jefferson	1	0	0.0	0	0
Team	**10**	**117**	**11.7**	**49**	**0**
Opponents	**23**	**296**	**12.9**	**52**	**1**

PUNT RETURNS

	Ret	FC	Yds	Avg	Long	TD
Peterson	44	22	699	15.9	99t	4
Roberts	2	0	-3	-1.5	-1	0
Team	**46**	**22**	**696**	**15.1**	**99t**	**4**
Opponents	**50**	**20**	**610**	**12.2**	**88t**	**1**

KICKOFF RETURNS

	No.	Yds	Avg	Long	TD
S-Howling	36	857	23.8	37	0
Jefferson	14	356	25.4	51	0
Roberts	2	33	16.5	21	0
Team	**52**	**1246**	**24.0**	**51**	**0**
Opponents	**52**	**1300**	**25.0**	**69**	**0**

PUNTING

	No	Yds	Avg	Net	TB	In	Lg	B
Zastudil	87	3929	45.2	37.5	5	24	66	0
Graham	5	212	42.4	33.4	0	2	55	0
Team	**92**	**4141**	**45.0**	**37.3**	**5**	**26**	**66**	**0**
Opponents	**92**	**4087**	**44.4**	**36.2**	**3**	**39**	**66**	**0**

FIELD GOALS

	1-19	20-29	30-39	40-49	50+
Feely	0/0	9/9	4/6	5/7	1/2
Team	**0/0**	**9/9**	**4/6**	**5/7**	**1/2**
Opponents	**0/0**	**12/13**	**9/12**	**11/17**	**3/6**

USUAL STARTING LINEUP

Offense		Defense	
WR	Larry Fitzgerald	**DE**	Calais Campbell
LT	Levi Brown	**NT**	Dan Williams
LG	Daryn Colledge	**DT**	Darnell Dockett
C	Lyle Sendlein	**ROLB**	Sam Acho
RG	Rex Hadnot	**ILB**	Paris Lenon
RT	Brandon Keith	**ILB**	Daryl Washington
TE	Jeff King	**LOLB**	Clark Haggans
WR	Andre Roberts	**RCB**	Patrick Peterson
QB	Kevin Kolb/ John Skelton	**LCB**	Richard Marshall/ A.J. Jefferson
FB	Anthony Sherman	**SS**	Adrian Wilson
RB	Beanie Wells	**FS**	Rashad Johnson

NOTES

After a 1-6 start, the Cardinals finished the season winning seven of their final nine games to finish at 8-8 … they set an NFL record with four overtime victories and had six fourth-quarter comeback victories, one shy of the NFL single-season record (Indianapolis, 7, 2009) … they led the NFL with five blocked FGs in 2011, the third straight season the Cardinals have led the league in that category … fifth-year head coach **Ken Whisenhunt** reached 44 career wins, becoming the franchise's all-time leader in week 15 with a 20-17 OT victory over Cleveland … rookie **Patrick Peterson** tied an NFL single-season record with four punt return TDs and established an NFL rookie record with 699 punt return yards … he became the first player in NFL history with four punt return TDs of 80+ yards in a season, was selected to the Pro Bowl as a kick returner and was the lone rookie to be named to the Associated Press All-Pro first team … **Larry Fitzgerald** became the franchise's all-time leader with 9,615 receiving yards, 73 receiving TDs and 32 100-yard receiving games … he earned his sixth career Pro Bowl selection (fifth in a row) and became just the fourth player in NFL history to record at least 1,400 yards receiving four times in their career … **Beanie Wells** became the first player in franchise history to rush for more than 1,000 yards and 10 TDs in a single season … established a franchise single-game record with 228 rushing yards in week 12 at St. Louis … **Adrian Wilson** earned his fifth career Pro Bowl selection (fourth in a row) after starting all 16 games and recording a career-high 16 passes defensed … **Calais Campbell** had a team-high eight sacks and tied for the NFL lead with three blocked FGs … **Daryl Washington** led the team with a career-high 111 tackles and was one of five players in the NFL with at least five sacks and two INTs in 2011 … **John Skelton** had a 5-2 record as a starter (6-2 when appearing in a game) while filling in for injured starter **Kevin Kolb** … for the sixth consecutive season, the team sold out every home game, bringing the streak to 63 consecutive sellouts dating back to 2006.

FINAL NFC WEST STANDINGS

Team	W	L	T	Pct.	Pts.	OP
San Francisco	13	3	0	.813	380	229
Arizona	8	8	0	.500	312	348
Seattle	7	9	0	.438	321	315
St. Louis	2	14	0	.125	193	407

PASSING

	Att	Cmp	Yds	Cmp%	Yds/Att	TD	TD%	Int	Int%	Long	Sack/Lost	Rating
K.Kolb	253	146	1955	57.7%	7.7	9	3.6%	8	3.2%	73t	30/219	81.0
J.Skelton	275	151	1913	54.9%	7.0	11	4.0%	14	5.1%	60t	23/162	68.9
R.Bartel	22	10	86	45.5%	3.9	1	4.5%	1	4.5%	23t	1/6	52.5
Team	**550**	**307**	**3954**	**55.8%**	**7.2**	**21**	**3.8%**	**23**	**4.2%**	**73t**	**54/387**	**73.9**
Opponents	**578**	**340**	**4000**	**58.8%**	**6.9**	**17**	**2.9%**	**10**	**1.7%**	**95t**	**42/304**	**82.5**

PRESEASON RESULTS

1946 (2–0)

Sept. 8	At Newark Bears	W	48–6	10,800
Sept. 13	Greensboro Generals	W	47–0	5,000

1947 (3–0)

Sept. 5	Philadelphia (At Buffalo, N.Y.)	W	38–21	16,282
Sept. 10	N.Y. Giants	W	52–21	39,850
Sept. 19	Boston Yanks (At Dallas, Tex.)	W	7–3	16,000

1948 (4–0)

Aug. 20	College All-Stars (At Chicago, Soldier Field)	W	28–0	101,220
Sept. 6	Washington (At Denver, Colo.)	W	46–20	17,782
Sept. 10	At Philadelphia	W	23–9	65,000
Sept. 19	Pittsburgh (At Chicago-Wrigley Field)	W	35–14	16,834

1949 (4–1)

Aug. 29	Philadelphia	L	14–51	36,236
Sept. 2	N.Y. Bulldogs (At Allentown, Pa.)	W	24–21	8,316
Sept. 10	Washington (At Birmingham, Ala.)	W	24–10	25,000
Sept. 14	At Pittsburgh	W	30–7	17,983
Sept. 18	Wilkes-Barre Barons (At Pittston, Pa.)	W	49–6	3,519

1950 (1–5)

Aug. 16	At Green Bay	L	14–17	20,136
Aug. 19	N.Y. Yanks (At Des Moines, Ia.)	L	10–23	12,000
Aug. 23	At L.A. Rams	L	31–34	16,919
Aug. 26	Washington (At Denver, Colo.)	L	7–31	17,302
Sept. 1	San Francisco	W	28–21	29,207
Sept. 9	Detroit (Birmingham, Ala.)	L	16–24	15,000

1951 (2–3)

Aug. 25	At Green Bay	L	14–17	16,168
Aug. 31	N.Y. Yanks	W	28–7	20,165
Sept. 8	L.A. Rams (At Salt Lake City, Utah)	W	36–21	18,000
Sept. 15	Detroit (At San Antonio, Tex.)	L	7–21	19,510
Sept. 23	San Francisco (At Omaha, Neb.)	L	17–37	10,000

1952 (3–3)

Aug. 18	Detroit (At Amarillo, Tex.)	L	13–28	10,500
Aug. 24	At San Francisco	L	14–38	34,109
Aug. 30	L.A. Rams (At Portland, Ore.)	L	14–24	30,000
Sept. 7	Green Bay	W	38–7	15,497
Sept. 13	Camp Polk (At Camp Polk, La.)	W	66–7	6,000
Sept. 20	Dallas Texans (At Houston, Tex.)	W	10–0	12,500

1953 (2–2–1)

Aug. 22	Baltimore Colts (At Lubbock, Tex.)	L	7–10	3,000
Aug. 29	Green Bay (At Spokane, Wash.)	W	13–7	17,000
Sept. 7	L.A. Rams (At Portland, Ore.)	W	23–10	26,210
Sept. 13	At San Francisco	T	14–14	22,736
Sept. 20	At Chicago Bears	L	13–14	25,840

1954 (2–5)

Aug. 14	Green Bay (At Minneapolis, Minn.)	W	27–10	21,000
Aug. 18	Chicago Bears (At Chattanooga, Tenn.)	W	19–0	12,000
Aug. 21	N.Y. Giants (At Spokane, Wash.)	L	0–30	10,000
Aug. 29	At San Francisco	L	7–42	24,559
Sept. 4	L.A. Rams (At Portland, Ore.)	L	17–51	19,295
Sept. 11	Philadelphia (At St. Louis, Mo.)	L	0–30	10,000
Sept. 15	Baltimore Colts	L	2–20	18,581

1955 (1–4)

Aug. 20	Chicago Bears (At Jacksonville, Fla.)	W	21–6	24,000
Aug. 28	Detroit	L	16–17	12,621
Sept. 4	At San Francisco	L	7–43	33,579

1956 (1–5)

Aug. 18	Chicago Bears (At Jacksonville, Fla.)	L	7–31	22,000
Aug. 25	Detroit (At Mobile, Ala.)	W	20–17	20,000
Sept. 2	At San Francisco	L	13–14	28,758
Sept. 7	At L.A. Rams	L	21–69	35,855
Sept. 15	Green Bay (At St. Louis, Mo.)	L	20–21	31,454
Sept. 23	N.Y. Giants (At Memphis, Tenn.)	L	7–42	Unknown

1957 (1–5)

Aug. 16	Green Bay (At Miami, Fla.)	L	16–20	20,820
Aug. 24	Green Bay (At Austin, Tex.)	L	14–17	20,000
Aug. 31	L.A. Rams (At Portland, Ore.)	L	21–63	21,108
Sept. 7	San Francisco (At Seattle, Wash.)	L	21–27	28,000
Sept. 15	Baltimore Colts (At Louisville, Ky.)	L	9–27	17,216
Sept. 21	Baltimore Colts (At St. Louis, Mo.)	W	27–21	21,182

1958 (2–3–1)

Aug. 17	Chicago Bears (At Buffalo, N.Y.)	L	7–10	15,000
Aug. 23	Baltimore Colts (At Austin, Tex.)	T	31–31	14,000
Aug. 31	At San Francisco	L	31–55	23,997
Sept. 6	L.A. Rams (At Seattle, Wash.)	W	27–26	31,500
Sept. 12	Pittsburgh (At St. Louis, Mo.)	L	31–55	25,302
Sept. 21	Green Bay (At Minneapolis, Minn.)	W	31–24	18,520

1959 (4–3)

Aug. 5	At Toronto Argonauts	W	55–27	27,152
Aug. 15	Detroit (At Norman, Okla.)	L	19–21	40,000
Aug. 22	Pittsburgh	W	21–10	15,000
Aug. 29	At L.A. Rams	L	21–34	52,013
Sept. 5	San Francisco (At Seattle, Wash.)	W	27–24	23,000
Sept. 11	Pittsburgh (At St. Louis, Mo.)	L	13–21	30,055
Sept. 20	Baltimore Colts (At Louisville, Ky.)	W	31–17	16,671

1960 (4–2)

Aug. 13	Dallas (At San Antonio)	W	20–13	14,000
Aug. 20	Detroit (At Toledo)	L	21–24	8,036
Aug. 26	Baltimore (At Charleston, S.C.)	W	31–21	14,000
Sept. 5	At Green Bay	L	14–35	20,668
Sept. 9	Philadelphia	W	35–14	23,666
Sept. 18	At San Francisco	W	24–17	13,021

1961 (1–4)

Aug. 2	At Toronto (Vs. CFL Argonauts)	W	36–7	24,376
Aug. 18	Green Bay	L	10–31	31,056
Aug. 26	Pittsburgh (At Jacksonville, Fla.)	L	14–24	13,090
Sept. 1	At Detroit	L	7–20	12,621
Sept. 9	Philadelphia (At Hershey, Pa.)	L	0–27 67–109	13,392

1962 (1–3–1)

Aug. 11	N.Y. Giants (At Canton, O.)	T	21–21	15,000
Aug. 18	Green Bay (At Jacksonville, Fla.)	L	14–21	21,622
Aug. 25	At Minnesota	W	24–21	15,500
Sept. 1	Detroit (At Omaha, Neb.)	L	14–19	13,319
Sept. 7	Detroit	L	0–14	32,439

1963 (2–2)

Aug. 16	San Francisco (At Salt Lake City)	W	24–22	19,038
Aug. 24	Detroit (At Omaha, Neb.)	L	17–22	14,400
Aug. 31	At Chicago Bears	W	17–14	60,884
Sept. 6	Minnesota	L	0–35	30,842

1964 (3–2)

Aug. 8	Green Bay (At New Orleans)	W	20–7	63,000
Aug. 15	Minnesota (At Atlanta)	L	10–24	10,500
Aug. 21	Baltimore	W	30–21	32,069
Aug. 28	At Chicago Bears	W	7–3	50,173
Sept. 5	Washington (At Norfolk, Va.)	L	10–17	20,642

1965 (1–3–1)

Aug. 14	Baltimore (At New Orleans)	L	10–22	75,229
Aug. 21	Washington (At Richmond, Va.)	L	7–13	19,000
Aug. 27	San Francisco	T	17–17	29,831
Sept. 3	At Chicago Bears	W	25–3	52,648
Sept. 11	At Green Bay	L	13–31	50,858

1966 (2–3)

Aug. 6	Atlanta	W	20–10	34,303
Aug. 11	At Detroit	W	28–14	24,011
Aug. 19	Baltimore	L	7–33	28,304
Aug. 27	At L.A. Rams	L	14–32	33,172
Sept. 2	At Chicago Bears	L	20–22	58,620

1967 (1–4)

Aug. 12	New Orleans (At Shreveport, La.)	L	14–23	28,500
Aug. 21	Baltimore	W	9–5	34,054
Aug. 26	Pittsburgh (At Nashville, Tenn.)	L	13–24	10,376
Sept. 1	At Chicago Bears	L	14–42	41,079
Sept. 8	Detroit	L	7–21	18,083

1968 (3–2)

Aug. 9	Pittsburgh	W	24–7	26,811
Aug. 17	At Kansas City	L	10–13	47,462
Aug. 25	N.Y. Giants (At New Haven, Conn.)	W	18–10	53,776
Sept. 1	Minnesota	W	31–28	25,233
Sept. 6	At Chicago Bears	L	17–19	59,681

1969 (4–2)

Aug. 9	N.Y. Jets	W	13–6	50,372
Aug. 16	Pittsburgh (At Norfolk, Va.)	W	27–13	13,815
Aug. 23	Minnesota (At Memphis, Tenn.)	L	13–41	34,416
Aug. 29	Kansas City	L	21–31	48,006
Sept. 7	At San Francisco	W	21–10	32,506
Sept. 21	At Chicago Bears	W	37–31	61,227

1970 (3–2)

Aug. 15	At Denver	L	16–26	36,327
Aug. 22	Cincinnati	W	41–20	15,864
Aug. 29	Chicago Bears	W	24–3	38,888
Sept. 5	San Diego (At Cleveland)	L	27–38	83,043
Sept. 12	Kansas City	W	34–24	50,661

1971 (2–2–1)

Aug. 14	Houston	W	16–14	40,993
Aug. 21	At Washington	L	13–20	40,228
Aug. 28	At Cincinnati	L	21–22	55,493
Sept. 4	At Kansas City	T	17–17	36,743
Sept. 10	Cleveland	W	27–13	46,171

1972 (4–2)

Aug. 4	At Buffalo	W	27–10	38,338
Aug. 12	At Kansas City	L	14–24	78,190
Aug. 19	Denver	W	17–13	34,506
Aug. 24	At Houston	L	24–33	38,596
Sept. 2	At Green Bay	W	31–10	56,263
Sept. 9	Chicago Bears	W	33–14	48,112

1973 (2–3)

Aug. 11	At San Diego	W	17–13	40,447
Aug. 18	At Denver	L	17–38	39,088
Aug. 25	N.Y. Jets	W	13–10	41,040
Sept. 1	At Chicago Bears	L	20–31	55,701
Sept. 7	Kansas City	L	7–16	49,486

1974 (3–4)

July 27	Buffalo (At Canton, Oh.)	W	17–13	17,286
Aug. 3	Chicago (At Champaign, Ill.)	W	10–0	12,877
Aug. 10	Green Bay (At Milwaukee)	L	0–13	43,000
Aug. 17	San Diego, (At Seattle)	W	48–14	5,383
Aug. 23	N.Y. Jets	L	7–20	39,643
Aug. 31	Minnesota	L	10–14	38,040
Sept. 6	At Kansas City	L	16–31	46,067

1975 (3–3)

Aug. 9	At Kansas City	W	10–3	40,081
Aug. 16	N.Y. Jets	L	13–14	41,265
Aug. 23	Chicago (At Champaign, Ill.)	L	13–14	19,127
Aug. 30	San Diego	W	14–9	37,468
Sept. 6	At Minnesota	W	13–6	46,975
Sept. 14	At Denver	L	17–21	45,631

1976 (4–2)

July 31	N.Y. Jets	W	13–12	16,168
Aug. 7	Oakland (At Tempe, Ariz.)	L	9–20	33,216
Aug. 16	San Diego (At Tokyo)	W	20–10	38,000
Aug. 21	At Chicago Bears	W	20–14	55,755
Aug. 28	Denver	L	17–21	39,808
Sept. 3	Kansas City	W	31–14	42,997

1977 (1–5)

Aug. 6	Atlanta	L	0–3	24,667
Aug. 13	At Denver	L	7–15	44,001
Aug. 19	At Cleveland	L	10–19	31,308
Aug. 27	Cincinnati	L	9–33	44,876
Sept. 2	Chicago Bears	W	23–14	45,074
Sept. 10	At Kansas City	L	20–37	38,480

1978 (2–2)

Aug. 5	At Miami	L	7–28	46,657
Aug. 12	At Chicago Bears	W	26–14	52,732
Aug. 19	At Green Bay	L	17–23	50,423
Aug. 26	At Kansas City	W	12–7	40,884

1979 (2–2)

Aug. 2	At Houston	L	7–9	46,252
Aug. 9	Atlanta	W	42–17	39,705
Aug. 18	At Kansas City	L	3–20	43,214
Aug. 25	Chicago Bears	W	10–7	43,541

1980 (2–2)

Aug. 9	At New Orleans	L	13–17	57,923
Aug. 16	At Tampa Bay	W	21–14	68,384
Aug. 23	Kansas City	L	10–20	41,687
Aug. 30	At Chicago Bears	W	21–13	56,866

1981 (3–1)

Aug. 8	At San Diego	W	12–10	49,234
Aug. 14	At Seattle	W	30–21	55,520
Aug. 22	At Kansas City	W	16–3	42,550
Aug. 29	Chicago Bears	L	27–31	48,793

1982 (1–3)

Aug. 13	At Seattle	L	0–14	55,525
Aug. 21	At San Francisco	L	13–16	51,931
Aug. 28	At Chicago Bears	W	10–3	62,078
Sept. 4	Kansas City	L	6–10	39,926

1983 (1–3)

Aug. 6	Minnesota (At London)	L	10–28	32,847
Aug. 13	Chicago Bears (OT)	W	27–24	31,375
Aug. 20	At Kansas City	L	16–17	34,070
Aug. 27	Green Bay	L	27–39	33,041

1984 (3–1)

Aug. 4	At Chicago Bears	W	19–10	34,399
Aug. 10	Kansas City	W	14–10	30,223
Aug. 17	At Seattle	L	7–17	53,772
Aug. 24	Minnesota	W	31–0	31,210

1985 (2–2)

Aug. 9	Chicago Bears	W	10–3	36,305
Aug. 15	At L.A. Rams	L	7–39	40,518
Aug. 23	Pittsburgh	W	14–6	36,237
Aug. 31	At Kansas City	L	13–17	38,618

1986 (2–3)

Aug. 2	New England (At Canton, OH)	L	16–21	22,739
Aug. 9	At Tampa Bay	W	26–10	31,550
Aug. 16	Kansas City	L	26–27	30,305
Aug. 23	At Chicago Bears	W	14–7	66,030
Aug. 29	At San Diego	L	17–24	44,744

1987 (2–2)

Aug. 15	At Cleveland	L	16–31	78,650
Aug. 22	Seattle	W	28–21	25,309
Aug. 31	At Chicago Bears	W	20–16	66,030
Sept. 6	Kansas City (OT) (At Memphis)	L	10–13	62,353

1988 (1–3)

Aug. 4	At Seattle	L	7–21	54,778
Aug. 12	New Orleans*	L	28–33	51,987
Aug. 21	Minnesota (OT)	L	16–19	46,249
Aug. 25	At Kansas City	W	41–21	36,883

*First game in Arizona as Phoenix Cardinals

1989 (1–3)

Aug. 11	Seattle	L	10–16	37,158
Aug. 21	At L.A. Rams	L	20–23	39,666
Aug. 26	Cleveland	W	21–7	36,667
Sept. 1	At San Diego	L	20–21	41,453

1990 (0–4)

Aug. 11	Seattle	L	9–34	31,316
Aug. 18	Chicago	L	9–17	42,016
Aug. 25	At L.A. Rams	L	7–27	44,134
Aug. 31	At Denver	L	14–25	71,082

1991 (4–0)

Aug. 3	At Seattle	W	31–13	49,448
Aug. 11	At Chicago	W	12–10	55,513
Aug. 17	New England	W	46–0	51,070
Aug. 23	Denver	W	34–10	38,372
			123–33	

1992 (3–1)

Aug. 8	San Diego	W	35–14	28,298
Aug. 15	Chicago	W	20–17	47,026
Aug. 22	At Seattle	L	10–17	51,007
Aug. 26	At Denver	W	21–17	66,743

1993 (3–1)

Aug. 7	L.A. Rams	W	24–13	36,803
Aug. 14	At Chicago	W	11–10	51,748
Aug. 21	At San Diego	L	3–10	52,309
Aug. 27	Denver	W	34–9	44,207

1994 (1–3)

Aug. 5	San Francisco	W	17–7	61,619
Aug. 13	Chicago	L	0–16	52,502
Aug. 19	At Detroit	L	16–24	40,657
Aug. 25	At Denver	L	21–30 54–77	70,075

1995 (3–1)

Aug. 5	At Houston	W	16–13	39,899
Aug. 11	Kansas City	W	22–17	37,622
Aug. 20	At Chicago	W	17–16	52,116
Aug. 25	Cleveland	L	17–31	40,903

1996 (1–3)

Aug. 2	Oakland	L	3–26	36,869
Aug. 10	Cincinnati	W	13–10	22,490
Aug. 17	At San Diego	L	10–32	49,442
Aug. 23	At Atlanta	L	30–31	29,306

1997 (1–3)

Aug. 2	At Seattle	L	6–34	49,445
Aug. 8	At. St. Louis	L	0–12	56,799
Aug. 17	At Chicago	L	10–22	22,331
Aug. 22	Oakland	W	15–13	30,584

1998 (2–2)

Aug. 7	At Detroit (OT)	L	10–13	46,331
Aug. 14	Chicago	W	27–24	30,983
Aug. 22	Seattle	L	24–31	32,683
Aug. 29	At Oakland	W	21–14	31,858

1999 (1–3)

Aug. 14	At Denver	L	7–38	67,941
Aug. 20	Tennessee	W	27–17	39,641
Aug. 28	At Seattle	L	7–41	66,277
Sept. 3	Oakland	L	7–43	42,076

2000 (1–3)

Aug. 5	Denver	L	17–31	37,781
Aug. 12	Seattle	W	21–3	34,774
Aug. 18	At Minnesota	L	17–35	63,563
Aug. 25	At San Diego	L	20–24	42,403

2001 (3–1)

Aug. 11	Oakland	L	7–10	33,482
Aug. 18	At Seattle (OT)	W	16–13	47,553
Aug. 25	At Chicago	W	24–20	66,944
Aug. 31	San Diego	W	16–3	27,301

2002 (3–1)

Aug. 10	At San Diego	W	24–17	39,537
Aug. 17	Green Bay	L	21–29	35,716
Aug. 24	Denver	L	13–19	26,736
Aug. 29	At Oakland	L	3–31	35,738

2003 (4–0)

Aug. 9	Dallas	W	13–0	23,838
Aug. 16	At San Diego	W	16–10	41,267
Aug. 22	Chicago	W	27–17	22,968
Aug. 28	At Minnesota	W	31–27	63,473

2004 (1–3)

Aug. 15	At Minnesota	L	6–23	63,658
Aug.21	San Diego	L	13–38	23,654
Aug. 28	Oakland	L	16–17	35,070
Sept. 2	At Denver	W	33–21	71,986

2005 (3–1)

Aug. 13	Dallas	W	13–11	36,787
Aug. 20	At Kansas City	W	24–17	76,173
Aug. 26	At Oakland	W	17–16	36,408
Sept. 2	Denver	L	21–30	40,888

2006 (2–2)

Aug. 12	Pittsburgh	W	21–13	63,400
Aug. 19	At New England	L	3–30	68,756
Aug. 25	At Chicago	W	23–16	60,828
Aug. 31	Denver	L	23–29	62,937

2007 (0–4)

Aug. 11	At Oakland	L	23–27	39,911
Aug. 18	Houston	L	20–33	64,405
Aug. 25	San Diego	L	31–33	64,216
Aug. 30	At Denver	L	3–21	73,282

2008 (2–2)

Aug. 7	New Orleans	L	10–24	63,109
Aug. 16	At Kansas City	W	27–17	70,203
Aug. 23	At Oakland	W	24–0	39,331
Aug. 29	Denver	L	14–28	63,215

2009 (0-4)

Aug. 13	At Pittsburgh	L	10–20	58,330
Aug. 22	San Diego	L	6–17	61,681
Aug. 28	Green Bay	L	37–44	61,753
Sept. 3	At Denver	L	0–19	72,088

2010 (3-1)

Aug. 14	Houston	W	19–16	61,489
Aug. 23	At Tennessee	L	10–24	69,143
Aug. 28	At Chicago	W	14–9	60,834
Sept. 2	Washington	W	20–10	61,509

2011 (2-2)

Aug. 11	At Oakland	W	24–18	25,699
Aug. 23	At Green Bay	L	20–28	67,688
Aug. 27	San Diego	L	31–34	60,041
Sept. 1	Denver	W	26–7	59,910

ALL-TIME PRESEASON RESULTS

Since 1970 • Team-By-Team

Opponent	W	L	T	Last Meeting
Atlanta	1	2	0	1996
Buffalo	2	0	0	1974
Chicago	22	6	0	2010
Cincinnati	2	2	0	1996
Cleveland	2	3	0	1995
Dallas	2	0	0	2005
Denver	6	15	0	2011
Detroit	0	2	0	1998
Green Bay	1	6	0	2011
Houston	1	1	0	2010
Kansas City	10	11	1	2008
L.A. Rams	1	3	0	1993
Miami	0	1	0	1978
Minnesota	3	5	0	2004
New England	1	2	0	2006
New Orleans	0	3	0	2008
New York Jets	2	2	0	1976
Oakland	5	7	0	2011
Pittsburgh	2	1	0	2009
San Diego	9	10	0	2011
San Francisco	1	1	0	1994
Seattle	5	9	0	2001
St. Louis	0	1	0	1997
Tampa Bay	2	0	0	1986
Tennessee/Houston	3	3	0	2010
Washington	2	0	0	2010

TEAM-BY-TEAM RESULTS

ATLANTA FALCONS (15–11)

1966	Falcons	A	16–10
1968	Cardinals	H	17–12
1971	Cardinals	A	26–9
1973	Cardinals	A	32–10
1975	Cardinals	H	23–20
1978	Cardinals	H	42–21
1980	Falcons (OT)	H	33–27
1981	Falcons	A	41–20
1982	Cardinals	A	23–20
1986	Falcons	A	33–13
1987	Cardinals	A	34–21
1989	Cardinals	H	34–20
1990	Cardinals	A	24–13
1991	Cardinals	H	16–10
1992	Falcons	A	20–17
1993	Cardinals	A	27–10
1994	Falcons	A	10–6
1995	Cardinals (OT)	H	40–37
1997	Cardinals	H	29–26
1999	Falcons	A	37–14
2001	Falcons	H	34–14
2004	Falcons	A	6–3
2006	Falcons	A	32–10
2007	Cardinals (OT)	H	30–27
2008	Cardinals	H	*30–24
2010	Falcons	A	41–7

*Wild Card Playoff

BALTIMORE RAVENS (1–4)

1997	Cardinals	A	16–13
2000	Ravens	H	13–7
2003	Ravens	H	26–18
2007	Ravens	A	26–23
2011	Ravens	A	30–27

BUFFALO BILLS (4–5)

1971	Cardinals	A	28–23
1975	Bills	H	32–14
1981	Cardinals	H	24–0
1984	Cardinals	H	37–7
1986	Bills	A	17–10
1990	Bills	A	45–14
1999	Bills	H	31–21
2004	Bills	A	38–14
2008	Cardinals	H	41–17

CAROLINA PANTHERS (4–8)

1995	Panthers	A	27–7
2001	Cardinals	A	30–7
2002	Cardinals	A	16–13
2003	Panthers	H	20–17
2004	Panthers	A	35–10
2005	Panthers	H	24–20
2007	Panthers	H	25–10
2008	Panthers	A	27–23
2008	Cardinals	A	*33–13
2009	Panthers	H	34–21
2010	Panthers	A	19–12
2011	Cardinals	H	28–21

*Divisional Playoff

CHICAGO BEARS (27–57–6)

1920	Cardinals	A	7–6
	Bears	H	10–0
1921	Tie	H	0–0
1922	Cardinals	H	6–0
	Cardinals	A	9–0
1923	Bears	A	3–0
1924	Bears	A	6–0
	Bears	H	21–0
1925	Cardinals	H	9–0
	Tie	A	0–0
1926	Bears	H	16–0
	Bears	A	10–0
	Tie	A	0–0
1927	Bears	H	9–0
	Cardinals	A	3–0
1928	Bears	H	15–0
	Bears	A	34–0
1929	Tie	A	0–0
	Cardinals	H	40–6
1930	Bears	H	32–6
	Bears	A	6–0
1931	Bears	A	26–13
	Bears	H	18–7
1932	Tie	A	0–0
	Bears	H	34–0
1933	Bears	H	12–9
	Bears	A	22–6
1934	Bears	A	20–0
	Bears	A	17–6
1935	Tie	A	7–7
	Bears	H	13–0
1936	Bears	A	7–3
	Cardinals	H	14–7
1937	Bears	A	16–7
	Bears	H	42–28
1938	Bears	H	16–13
	Bears	A	34–28
1938	Bears	A	44–7
	Bears	H	48–7
1940	Cardinals	H	21–7
	Bears	A	31–23
1941	Bears	A	53–7
	Bears	H	34–24
1942	Bears	A	41–14
	Bears	H	21–7
1943	Bears	A	20–0
	Bears	H	35–24
1944	Bears	A	34–7
	Bears	H	49–7
1945	Cardinals	A	16–7
	Bears	H	28–20
1946	Bears	H	34–17
	Cardinals	A	35–28
1947	Cardinals	H	31–7
	Cardinals	A	30–21
1948	Bears	H	28–17
	Cardinals	A	24–21
1949	Bears	H	17–7
	Bears	A	52–21
1950	Bears	A	27–6
	Cardinals	H	20–10
1951	Cardinals	H	28–14
	Cardinals	A	24–14
1952	Cardinals	H	21–10
	Bears	A	10–7
1953	Cardinals	A	24–17
1954	Bears	H	29–7
1955	Cardinals	H	53–14
1956	Bears	A	10–3
1957	Bears	H	14–6
1958	Bears	A	30–14
1959	Bears	H	31–7
1965	Bears	A	34–13
1966	Cardinals	H	24–17
1967	Bears	A	30–3
1969	Cardinals	H	20–17
1972	Bears	H	27–10
1975	Cardinals	A	34–20
1977	Cardinals	H	16–13
1978	Bears	A	17–10
1979	Bears	A	42–6
1982	Cardinals	A	10–7
1984	Cardinals	H	38–21
1990	Bears	H	31–21
1994	Bears (OT)	H	19–16
1998	Cardinals	H	20–7
2001	Bears	A	20–13
2003	Bears	A	28–3
2006	Bears	H	24–23
2009	Cardinals	A	41–21

CINCINNATI BENGALS (4–6)

1973	Bengals	A	42–24
1979	Bengals	A	34–28
1985	Cardinals	H	41–27
1988	Bengals	A	21–14
1994	Cardinals	H	28–7
1997	Bengals	A	24–21
2000	Bengals	A	24–13
2003	Cardinals	H	17–14
2007	Cardinals	A	35–27
2011	Bengals	A	23–16

CLEVELAND BROWNS (13–33–3)

1950	Browns	A	34–24
	Browns	H	10–7
1951	Browns	H	34–17
	Browns	A	49–28
1952	Browns	A	28–13
	Browns	H	10–0
1953	Browns	H	27–7
	Browns	A	27–16
1954	Browns	A	31–7
	Browns	H	35–3
1955	Browns	H	26–20
	Browns	A	35–24
1956	Cardinals	H	9–7
	Cardinals	A	24–7
1957	Browns	H	17–7
	Browns	A	31–0
1958	Browns	A	35–28
	Browns	H	38–24

1959	Browns	H	34–7
	Browns	A	17–7
1960	Browns	A	28–27
	Tie	H	17–17
1961	Browns	A	20–17
	Browns	H	21–10
1962	Browns	H	34–7
	Browns	A	38–14
1963	Cardinals	A	20–14
	Browns	H	24–10
1964	Tie	A	33–33
	Cardinals	H	28–19
1965	Cardinals	A	49–13
	Browns	H	27–24
1966	Cardinals	A	34–28
	Browns	H	38–10
1967	Browns	A	20–16
	Browns	H	20–16
1968	Cardinals	A	27–21
	Cardinals	H	27–16
1969	Tie	A	21–21
	Browns	H	27–21
1974	Cardinals	H	29–7
1979	Browns	H	38–20
1985	Cardinals (OT)	A	27–24
1988	Browns	H	29–21
1994	Browns	A	32–0
2000	Cardinals	H	29–21
2003	Browns	A	44–6
2007	Cardinals	H	27–21
2011	Cardinals (OT)	H	20–17

DALLAS COWBOYS (31–55–1)

1960	Cardinals	H	12–10
1961	Cardinals	A	31–17
	Cardinals	H	31–13
1962	Cardinals	A	28–24
	Cardinals	H	52–20
1963	Cardinals	A	34–7
	Cowboys	H	28–24
1964	Cardinals	A	16–6
	Cowboys	H	31–13
1965	Cardinals	H	20–13
	Cowboys	A	27–13
1966	Tie	H	10–10
	Cowboys	A	31–17
1967	Cowboys	A	46–21
1968	Cowboys	H	27–10
1969	Cowboys	A	24–3
1970	Cardinals	H	20–7
	Cardinals	A	38–0
1971	Cowboys	H	16–13
	Cowboys	A	31–13
1972	Cowboys	A	33–24
	Cowboys	H	27–6
1973	Cowboys	A	45–10
	Cowboys	H	30–3
1974	Cardinals	H	31–28
	Cowboys	A	17–14
1975	Cowboys (OT)	A	37–31
	Cardinals	H	31–17
1976	Cardinals	H	21–17
	Cowboys	A	19–14
1977	Cowboys	H	30–24
	Cardinals	A	24–17
1978	Cowboys	A	21–12
	Cowboys (OT)	H	24–21
1979	Cowboys	H	22–21
	Cowboys	A	22–13
1980	Cowboys	H	27–24
	Cowboys	A	31–21
1981	Cowboys	A	30–17
	Cardinals	H	20–17
1982	Cowboys	H	24–7
1983	Cowboys	H	34–17
	Cowboys	A	35–14
1984	Cardinals	A	31–20
	Cowboys	H	24–17
1985	Cardinals	H	21–10
	Cowboys	A	35–17
1986	Cowboys	H	31–7
	Cowboys	A	37–6
1987	Cardinals	H	24–13
	Cowboys	A	21–16
1988	Cowboys	H	*17–14
	Cardinals	A	16–10
1989	Cardinals	A	19–10
	Cardinals	H	24–20
1990	Cardinals	H	20–3
	Cowboys	A	41–10
1991	Cowboys	H	17–9
	Cowboys	A	27–7
1992	Cowboys	A	31–20
	Cowboys	H	16–10
1993	Cowboys	H	17–10
	Cowboys	A	20–15
1994	Cowboys	A	38–3
	Cowboys	H	28–21
1995	Cowboys	A	34–20
	Cowboys	H	37–13
1996	Cowboys	A	17–3
	Cowboys	H	10–6
1997	Cardinals (OT)	H	25–22
	Cowboys	A	24–6
1998	Cowboys	A	38–10
	Cowboys	H	35–28
	Cardinals	A	**20–7
1999	Cowboys	A	35–7
	Cardinals	H	13–9
2000	Cardinals	H	32–31
	Cowboys	A	48–7
2001	Cowboys	A	17–3
	Cardinals	H	17–10
2002	Cardinals	H	9–6
2003	Cowboys	A	24–7
2005	Cowboys	A	34–13
2006	Cowboys	H	27–10
2008	Cardinals (OT)	H	30–24
2010	Cardinals	H	27–26
2011	Cardinals (OT)	H	19–13

*First regular–season game in Arizona
**Wild Card Playoff

DENVER BRONCOS (1–7–1)

1973	Tie	H	17–17
1977	Broncos	A	7–0
1989	Broncos	H	37–0
1991	Broncos	A	24–19
1995	Broncos	A	38–6
2001	Broncos	H	38–17
2002	Broncos	A	37–7
2006	Broncos	H	37–20
2010	Cardinals	H	43–13

DETROIT LIONS (24–33–5)

1930	Tie	A	0–0
	Cardinals	H	23–0
1931	Spartans	A	13–3
	Cardinals	H	20–19
1932	Tie	A	7–7
1933	Spartans	A	7–6
1934	Lions	A	6–0
	Lions	H	17–13
1935	Tie	A	10–10
	Lions	H	7–6
1936	Lions	A	39–0
	Lions	H	14–7
1937	Lions	A	16–7
	Lions	H	16–7
1938	Lions	A	10–0
	Lions	H	7–3
1939	Lions	A	21–13
	Lions	H	17–3
1940	Tie	H	0–0
	Lions	A	43–14
1941	Tie	H	14–14
	Lions	A	21–3
1942	Cardinals	H	13–0
	Cardinals	A	7–0
1943	Lions	A	35–17
	Lions	H	7–0
1944	Lions	H	27–6
	Lions	A	21–7
1945	Lions	H	10–0
	Lions	A	26–0
1946	Cardinals	H	34–14
	Cardinals	A	36–14
1947	Cardinals	H	45–21
	Cardinals	A	17–7
1948	Cardinals	H	56–20
	Cardinals	A	28–14
1949	Lions	H	24–7
	Cardinals	A	42–19
1959	Lions	A	45–21
1961	Lions	H	45–14
1967	Cardinals	H	38–28
1969	Lions	A	20–0
1970	Lions	A	16–3
1973	Lions	H	20–16
1975	Cardinals	A	24–13
1978	Cardinals	H	21–14
1980	Lions	A	20–7
	Cardinals	H	24–23
1989	Cardinals	A	16–13
1993	Lions	A	26–20
	Lions	H	21–14
1995	Cardinals	A	20–17
1998	Cardinals	A	17–15
1999	Cardinals	H	23–19
2001	Cardinals	H	45–38
2002	Cardinals	H	23–20
2003	Lions	A	42–24
2004	Lions	A	26–12
2005	Lions	A	29–21
2006	Cardinals	H	17–10
2007	Cardinals	H	31–21
2009	Cardinals	A	31–24

GREEN BAY PACKERS (23–46–4)

1921	Tie	H	3–3
1922	Cardinals	H	16–3
1924	Cardinals	H	3–0
1925	Cardinals	H	9–6
1926	Cardinals	A	13–7
	Packers	H	3–0
1927	Packers	A	13–0
	Tie	H	6–6
1928	Packers	A	20–0
1929	Packers	A	9–2
	Packers	H	7–6
	Packers	H	12–0
1930	Packers	A	14–0
	Cardinals	H	13–6
1931	Packers	A	26–7
	Cardinals	H	21–13
1932	Packers	A	15–7
	Packers	H	19–9
1933	Packers	H	14–6
1934	Packers	A	15–0
	Cardinals	A	9–0
	Cardinals	H	6–0
1935	Cardinals	A	7–6
	Cardinals	A	3–0
	Cardinals	H	9–7
1936	Packers	A	10–7
	Packers	A	24–0
	Tie	H	0–0
1937	Cardinals	A	14–7
	Packers	A	34–13
1938	Packers	A	28–7
	Packers	H	24–22
1939	Packers	A	14–10
	Packers	A	27–20
1940	Packers	A	31–6
	Packers	H	28–7
1941	Packers	A	14–13
	Packers	A	17–9
1942	Packers	H	17–13
	Packers	A	55–24
1943	Packers	H	28–7
	Packers	A	35–14
1944	Packers	A	34–7
	Packers	H	35–20
1945	Packers	A	33–14
1946	Packers	H	19–7
	Cardinals	A	24–6
1947	Cardinals	A	14–10
	Cardinals	H	21–20
1948	Cardinals	A	17–7
	Cardinals	H	42–7
1949	Cardinals	A	39–17
	Cardinals	H	41–21
1955	Packers	A	31–14
1956	Packers	H	24–21
1962	Packers	A	17–0
1963	Packers	H	30–7
1967	Packers	H	31–23
1969	Packers	A	45–28
1971	Tie	H	16–16
1973	Packers	A	25–21
1976	Cardinals	H	29–0
1982	Packers	A	+41–16
1984	Packers	A	24–23
1985	Cardinals	H	43–28
1988	Packers	H	26–17
1990	Packers	H	24–21
1999	Packers	A	49–24
2000	Packers	H	29–3
2003	Cardinals	H	20–13
2006	Packers	A	31–14
2009	Packers	H	33–7
	Cardinals (OT)	H	*51–45

+First Round, Super Bowl Tournament
*Wild Card Game

HOUSTON TEXANS (1–1)

2005	Texans	A	30–19
2009	Cardinals	H	28–21

INDIANAPOLIS COLTS (6–8)

1961	Colts	A	16–0
1964	Colts	A	47–27
1968	Colts	A	27–0
1972	Cardinals	A	10–3
1976	Cardinals	H	24–17
1978	Colts	H	30–17
1980	Cardinals	A	17–10
1981	Cardinals	A	35–24
1984	Cardinals	A	34–33
1990	Cardinals	H	20–17
1992	Colts	A	16–13
1996	Colts	A	20–13
2005	Colts	A	17–13
2009	Colts	H	31–10

JACKSONVILLE JAGUARS (1–2)

2000	Jaguars	A	44–10
2005	Jaguars	H	24–17
2009	Cardinals	A	31–17

KANSAS CITY CHIEFS (2–8–1)

1970	Tie	A	6–6
1974	Chiefs	H	17–13
1980	Chiefs	H	21–13
1983	Chiefs	A	38–14
1986	Cardinals	H	23–14
1995	Chiefs	H	24–3
1998	Chiefs	A	34–24
2001	Cardinals	H	24–16
2002	Chiefs	A	49–0
2006	Chiefs	H	23–20
2010	Chiefs	A	31–13

MIAMI DOLPHINS (2–8)

1972	Dolphins	A	31–10
1977	Dolphins	H	55–14
1978	Dolphins	A	24–10
1981	Dolphins	H	20–7
1984	Dolphins	H	36–28
1990	Dolphins	A	23–3
1996	Dolphins	H	38–10
1999	Dolphins	A	19–16
2004	Cardinals	A	24–23
2008	Cardinals	H	31–10

MINNESOTA VIKINGS (10–14)

1963	Cardinals	A	56–14
1967	Cardinals	A	34–24
1969	Vikings	H	27–10
1972	Cardinals	A	19–17
1974	Vikings	H	28–24
	Vikings	A	*30–14
1977	Cardinals	A	27–7
1979	Cardinals	H	37–7
1981	Cardinals	H	30–17
1983	Cardinals	H	41–31
1991	Vikings	A	34–7
	Vikings	H	28–0
1994	Cardinals	H	17–7
1995	Vikings (OT)	H	30–24
1996	Vikings	A	41–17
1997	Vikings	H	20–19
1998	Vikings	A	*41–21
2000	Vikings	A	31–14
2003	Cardinals	H	18–17
2006	Vikings	A	31–26
2008	Vikings	H	35–14
2009	Cardinals	H	30–17
2010	Vikings (OT)	A	27–24
2011	Vikings	A	34–10

*NFC Divisional Playoff

NEW ENGLAND PATRIOTS (6–6)

1970	Cardinals	H	31–0
1975	Cardinals	H	24–17
1978	Patriots	H	16–6
1981	Cardinals	A	27–20
1984	Cardinals	A	33–10
1990	Cardinals	H	34–14
1991	Cardinals	H	24–10
1993	Patriots	H	23–21
1996	Patriots	A	31–0
1999	Patriots	H	27–3
2004	Patriots	H	23–12
2008	Patriots	A	47–7

NEW ORLEANS SAINTS (14–13)

1967	Cardinals	H	31–20
1968	Cardinals	A	21–20
	Cardinals	H	31–17
1969	Saints	H	51–42
1970	Cardinals	H	24–17
1974	Saints	A	14–0
1977	Cardinals	H	49–31
1980	Cardinals	A	40–7
1981	Cardinals	H	30–3
1982	Cardinals	A	21–7
1983	Saints	A	28–17
1984	Saints	A	34–24
1985	Cardinals	H	28–16
1986	Saints	H	16–7
1987	Cardinals	H	24–19
1990	Saints	A	28–7
1991	Saints	H	27–3
1992	Saints	H	30–21
1993	Saints	H	20–17
1996	Cardinals	A	28–14
1997	Saints	A	27–10
1998	Cardinals	H	19–17
2000	Saints	H	21–10
2004	Cardinals	H	34–10
2007	Saints	A	31–24
2009	Saints	A	*45–14
2010	Cardinals	H	30–20

*Divisional Playoff Game

NEW YORK GIANTS (42–81–2)

1926	Giants	A	20–0
1927	Giants	A	28–7
1929	Giants	A	24–21
1930	Giants	A	25–12
	Giants	H	13–7
1935	Cardinals	A	14–13
1936	Giants	A	14–6
1938	Giants	A	6–0
1939	Giants	A	17–7
1941	Cardinals	A	10–7
1942	Giants	A	21–7
1943	Giants	A	24–13
1944	Giants	A	23–0
1946	Giants	A	28–24
1947	Giants	A	35–31
1948	Cardinals	A	63–35
1949	Giants	H	41–38
1950	Cardinals	H	17–3
	Giants	A	51–21
1951	Giants	A	28–17
	Giants	H	10–0
1952	Cardinals	A	24–23
	Giants	H	28–6
1953	Giants	A	21–7
	Giants	H	23–20
1954	Giants	H	41–10
	Giants	A	31–17
1955	Cardinals	H	28–17
	Giants	A	10–0
1956	Cardinals	H	35–27
	Giants	A	23–10
1957	Giants	A	27–14
	Giants	H	28–21
1958	Giants	H	37–7
	Cardinals	A	23–6
1959	Giants	A	9–3
	Giants	H	30–20
1960	Giants	H	35–14
	Cardinals	A	20–13
1961	Cardinals	A	21–10
	Giants	H	24–9
1962	Giants	H	31–14
	Giants	A	31–28
1963	Giants	H	38–21
	Cardinals	A	24–17
1964	Giants	A	34–17
	Tie	H	10–10
1965	Giants	A	14–10
	Giants	H	28–15
1966	Cardinals	H	24–19
	Cardinals	A	20–17
1967	Giants	H	37–20
	Giants	A	37–14
1968	Cardinals	A	28–21
1969	Cardinals	H	42–17
	Giants	A	49–6
1970	Giants	A	35–17
	Giants	H	34–17
1971	Giants	H	21–20
	Cardinals	A	24–7
1972	Giants	A	27–21
	Giants	H	13–7
1973	Cardinals	H	35–27
	Giants	A	24–13
1974	Cardinals	A	23–21
	Cardinals	H	26–14
1975	Cardinals	H	26–14
	Cardinals	A	20–13
1976	Cardinals	H	27–21
	Cardinals	A	17–14
1977	Cardinals	H	28–0
	Giants	A	27–7
1978	Cardinals	H	20–10
	Giants	A	17–0
1979	Cardinals	A	27–14
	Cardinals	H	29–20
1980	Giants	H	41–35
	Cardinals	A	23–7
1981	Giants	A	34–14
	Giants	H	20–10
1982	Cardinals	H	24–21
1983	Tie (OT)	H	20–20
	Cardinals	A	10–6
1984	Giants	A	16–10
	Cardinals	H	31–21
1985	Giants	A	27–17
	Giants	H	34–3
1986	Giants	H	13–6
	Giants	A	27–7
1987	Giants	A	30–7
	Cardinals	H	27–24
1988	Cardinals	H	24–17
	Giants	A	44–7
1989	Giants	A	35–7
	Giants	H	20–13
1990	Giants	A	20–19
	Giants	H	24–21
1991	Giants	A	20–9
	Giants	H	21–14
1992	Giants	A	31–21
	Cardinals	H	19–0
1993	Giants	A	19–17
	Cardinals	H	16–7
1994	Giants	H	20–17
	Cardinals	A	10–9
1995	Giants (OT)	A	27–21
	Giants	H	10–6
1996	Giants	A	16–8
	Cardinals	H	31–23
1997	Giants	H	27–13
	Giants	A	19–10
1998	Giants	A	34–7
	Giants	H	23–19
1999	Cardinals	H	14–3
	Cardinals	A	34–24
2000	Giants	A	33–14
	Giants	H	31–7
2001	Giants	H	17–10
	Giants	A	17–13
2002	Cardinals	H	21–7
2004	Cardinals	H	17–14
2005	Giants	A	42–19
2008	Giants	H	37–29
2009	Cardinals	A	24–17
2011	Giants	H	31–27

NEW YORK JETS (2–5)

1971	Cardinals	H	17–10
1975	Cardinals	A	37–6
1978	Jets	A	23–10
1996	Jets	H	31–21
1999	Jets	A	12–7
2004	Jets	H	13–3
2008	Jets	A	56–35

OAKLAND RAIDERS (3–5)

1973	Raiders	H	17–10
1983	Cardinals	A	34–24
1989	Raiders	A	16–14
1998	Raiders	H	23–20
2001	Cardinals (OT)	A	34–31
2002	Raiders	H	41–20
2006	Raiders	A	22–9
2010	Cardinals	H	24–23

PHILADELPHIA EAGLES (56–55–5)

1935	Cardinals	H	12–3
1936	Cardinals	H	13–0
1937	Tie	A	6–6
1938	Eagles	H	7–0
1941	Eagles	A	21–14
1943	Eagles	A	*34–13
1945	Eagles	A	21–6
1947	Cardinals	A	45–21
	Cardinals	H	+28–21
1948	Cardinals	H	21–14
	Eagles	A	+7–0
1949	Eagles	A	28–3
1950	Eagles	H	45–7
	Cardinals	A	14–10
1951	Eagles	H	17–14
1952	Eagles	A	10–7
	Cardinals	H	28–22
1953	Eagles	H	56–17
	Eagles	A	38–0
1954	Eagles	H	35–16
	Eagles	A	30–14
1955	Tie	H	24–24
	Eagles	A	27–3
1956	Cardinals	A	20–6
	Cardinals	H	28–17
1957	Eagles	H	38–21
	Cardinals	A	31–27
1958	Tie	H	21–21
	Eagles	A	49–21
1959	Eagles	H	28–24
	Eagles	A	27–17
1960	Eagles	A	31–27
	Eagles	H	20–6
1961	Cardinals	A	30–27
	Eagles	H	20–7
1962	Cardinals	A	27–21
	Cardinals	H	45–35
1963	Cardinals	A	28–24
	Cardinals	H	38–14
1964	Cardinals	A	38–13
	Cardinals	H	36–34
1965	Eagles	A	34–27
	Eagles	H	28–24
1966	Cardinals	H	16–13
	Cardinals	A	41–10
1967	Cardinals	H	48–14
1968	Cardinals	A	45–17
1969	Eagles	H	34–30
1970	Cardinals	A	35–20
	Cardinals	H	23–14
1971	Eagles	H	37–20
	Eagles	A	19–7
1972	Tie	A	6–6
	Cardinals	H	24–23
1973	Cardinals	A	34–23
	Eagles	H	27–24
1974	Cardinals	H	7–3
	Cardinals	A	13–3
1975	Cardinals	H	31–20
	Cardinals	A	24–23
1976	Cardinals	H	31–14
	Cardinals	A	17–14
1977	Cardinals	A	21–17
	Cardinals	H	21–16
1978	Cardinals	A	16–1 0
	Eagles	H	14–10
1979	Eagles	H	24–20
	Eagles	A	16–13
1980	Cardinals	H	24–14
	Eagles	A	17–3
1981	Eagles	H	52–10
	Eagles	A	38–0
1982	Cardinals	A	23–20
1983	Cardinals	A	14–11
	Cardinals	H	31–7

1984	Cardinals	A	34–14
	Cardinals	H	17–16
1985	Eagles	A	30–7
	Eagles	H	24–14
1986	Cardinals	H	13–10
	Tie (OT)	A	10–10
1987	Eagles	H	28–23
	Cardinals	A	31–19
1988	Eagles	A	31–21
	Eagles	H	23–17
1989	Eagles	H	17–5
	Eagles	A	31–14
1990	Cardinals	A	23–21
	Eagles	H	23–21
1991	Cardinals	A	26–10
	Eagles	H	34–14
1992	Eagles	H	31–14
	Eagles	A	7–3
1993	Eagles	A	23–17
	Cardinals	H	16–3
1994	Eagles	A	17–7
	Cardinals	H	12–6
1995	Eagles	H	31–19
	Eagles	A	21–20
1996	Cardinals	H	36–30
	Eagles	A	29–19
1997	Eagles (OT)	A	13–10
	Cardinals	H	31–21
1998	Cardinals	H	17–3
	Cardinals (OT)	A	20–17
1999	Cardinals	A	25–24
	Cardinals	H	21–17
2000	Eagles	H	33–14
	Eagles	A	34–9
2001	Cardinals	A	21–20
	Eagles	H	21–7
2002	Eagles	A	38–14
2005	Cardinals	H	27–21
2008	Eagles	A	48–20
	Cardinals	H	**32–25
2011	Cardinals	A	21–17

**NFC Championship Game
*Philadelphia–Pittsburgh played as merged team in 1943.
+NFL Championship Game

PITTSBURGH STEELERS (23–34–3)

1933	Steelers	H	14–13
1935	Steelers	A	17–13
1936	Cardinals	H	14–6
1937	Cardinals	A	13–7
1939	Cardinals	A	10–0
1940	Tie	A	7–7
1942	Steelers	A	19–3
1943	Steelers	A	*34–13
1945	Steelers	A	23–0
1946	Steelers	A	14–7
1948	Cardinals	A	24–7
1950	Steelers	H	28–17
	Steelers	A	28–7
1951	Steelers	H	28–14
1952	Steelers	H	34–28
	Steelers	A	17–14
1953	Steelers	A	31–28
	Steelers	H	21–17
1954	Cardinals	H	17–14
	Steelers	A	20–17
1955	Steelers	A	14–7
	Cardinals	H	27–13
1956	Steelers	A	14–7
	Cardinals	H	38–27
1957	Steelers	A	29–20
	Steelers	H	27–2
1958	Steelers	H	27–20
	Steelers	A	38–21
1959	Cardinals	H	45–24
	Steelers	A	35–20
1960	Steelers	A	27–14
	Cardinals	H	38–7
1961	Steelers	A	30–27
	Cardinals	H	20–0
1962	Steelers	H	26–17
	Steelers	A	19–7
1963	Steelers	A	23–10
	Cardinals	H	24–23
1964	Cardinals	H	34–30
	Cardinals	A	21–20
1965	Cardinals	A	20–7
	Cardinals	H	21–17
1966	Steelers	A	30–9
	Cardinals	A	6–3
1967	Cardinals	A	28–14
	Tie	H	14–14
1968	Tie	H	28–28
	Cardinals	A	20–10
1969	Cardinals	A	27–14
	Cardinals	H	47–10
1972	Steelers	H	25–19
1979	Steelers	H	24–21
1985	Steelers	A	23–10
1988	Cardinals	H	31–14
1994	Cardinals (OT)	H	20–17
1997	Steelers (OT)	H	26–20
2003	Steelers	A	28–15
2007	Cardinals	H	21–14
2008	Steelers	H	**27–23
2011	Steelers	H	32–20

**Super Bowl XLIII
*Pittsburgh–Philadelphia played as a merged team in 1943

SAN DIEGO CHARGERS (3–9)

1971	Chargers	A	20–17
1976	Chargers	A	43–24
1983	Cardinals	H	44–14
1987	Chargers	A	28–24
1989	Chargers	H	24–13
1992	Chargers	H	27–21
1995	Chargers	A	28–25
1998	Cardinals	H	16–13
2001	Cardinals	A	20–17
2002	Chargers	H	23–15
2006	Chargers	A	27–20
2010	Chargers	A	41–10

SAN FRANCISCO 49ERS (17–24)

1951	Cardinals	A	27–21
1957	Cardinals	A	20–10
1962	49ers	H	24–17
1964	Cardinals	A	23–13
1968	49ers	A	35–17
1971	49ers	H	26–14
1974	Cardinals	A	34–9
1976	Cardinals (OT)	H	23–20
1978	Cardinals	A	16–10
1979	Cardinals	H	13–10
1980	49ers (OT)	A	24–21
1982	49ers	H	31–20
1983	49ers	H	42–27
1986	49ers	A	43–17
1987	49ers	A	34–28
1988	Cardinals	H	24–23
1991	49ers	A	14–10
1992	Cardinals	H	24–14
1993	49ers	A	28–14
1999	49ers	H	24–10
2000	49ers	A	27–20
2002	49ers	A	38–28
	49ers	H	17–14
2003	Cardinals (OT)	H	16–13
	49ers	A	50–14
2004	49ers (OT)	A	31–28
	49ers (OT)	H	31–28
2005	Cardinals	H*	31–14
	Cardinals	A	17–10
2006	Cardinals	H+	34–27
	Cardinals	A	26–20
2007	49ers	A	20–17
	49ers (OT)	H	37–31
2008	Cardinals	A	23–13
	Cardinals	H	29–24
2009	49ers	H	20–16
	49ers	A	24–9
2010	49ers	H	27–6
	49ers	A	38–7
2011	49ers	A	23–7
	Cardinals	H	21–19

+First regular season game at University of Phoenix Stadium
*Mexico City

SEATTLE SEAHAWKS (14–12)

1976	Cardinals	A	30–24
1983	Cardinals	H	33–28
1989	Cardinals	A	34–24
1993	Cardinals (OT)	A	30–27
1995	Cardinals (OT)	H	20–14
1998	Seahawks	A	33–14
2002	Cardinals	A	27–14
	Seahawks	H	27–6
2003	Seahawks	H	38–0
	Seahawks	A	28–10
2004	Cardinals	H	25–17
	Seahawks	A	24–21
2005	Seahawks	A	37–12
	Seahawks	H	33–19
2006	Seahawks	A	21–10
	Cardinals	H	27–21
2007	Cardinals	H	23–20
	Seahawks	A	42–21
2008	Cardinals	A	26–20
	Cardinals	H	34–21
2009	Cardinals	A	27–3
	Cardinals	H	31–20
2010	Seahawks	A	22–10
	Seahawks	H	36–18
2011	Seahawks	A	13–10
	Cardinals (OT)	H	23–20

ST. LOUIS RAMS (33–32–2)

1937	Cardinals	A	6–0
	Cardinals	H	13–7
1938	Cardinals	A	7–6
	Cardinals	H	31–17
1939	Rams	H	24–0
	Rams	A	14–0
1940	Rams	A	26–14
	Cardinals	H	17–7

1941	Rams	A	10–6
	Cardinals	H	7–0
1942	Cardinals	H	7–0
	Rams	A	7–3
1945	Rams	A	21–0
	Rams	H	35–21
1946	Cardinals	H	34–10
	Rams	A	17–14
1947	Rams	A	27–7
	Cardinals	H	17–10
1948	Cardinals	A	27–22
	Cardinals	H	27–24
1949	Tie	H	28–28
	Cardinals	A	31–27
1951	Rams	A	45–21
1953	Tie	H	24–24
1954	Rams	A	28–17
1958	Rams	H	20–14
1960	Cardinals	A	43–21
1965	Rams	H	27–3
1968	Rams	H	24–13
1970	Rams	A	34–13
1972	Cardinals	H	24–14
1975	Rams	A	*35–23
1976	Cardinals	A	30–28
1979	Rams	A	21–0
1980	Rams	H	21–13
1984	Rams	H	16–13
1985	Rams	A	46–14
1986	Rams	H	16–10
1987	Rams	H	27–24
1988	Cardinals	A	41–27
1989	Rams	A	37–14
1991	Cardinals	A	24–14
1992	Cardinals	A	20–14
1993	Cardinals	H	38–10
1994	Rams	A	14–12
1996	Cardinals (OT)	H	31–28
1998	Cardinals	A	20–17
2002	Rams	H	27–14
	Rams	A	30–28
2003	Rams	A	37–13
	Rams (OT)	H	30–27
2004	Rams	A	17–10
	Cardinals	H	31–7
2005	Rams	H	17–12
	Cardinals	A	38–28
2006	Rams	H	16–14
	Cardinals	A	34–20
2007	Cardinals	A	34–31
	Cardinals	H	48–19
2008	Cardinals	A	34–13
	Cardinals	H	34–10
2009	Cardinals	A	21–13
	Cardinals	H	31–10
2010	Cardianals	A	17–13
	Rams	H	19–6
2011	Cardinals (OT)	H	19–13
	Cardinals	A	23–20

*NFC Divisional Playoff

TAMPA BAY BUCCANEERS (8–9)

1977	Buccaneers	A	17–7
1981	Buccaneers	A	20–10
1983	Cardinals	A	34–27
1985	Buccaneers	A	16–0
1986	Cardinals	A	21–17
	Cardinals	H	30–19
1987	Cardinals	H	31–28
	Cardinals	A	31–14
1988	Cardinals	A	30–24
1989	Buccaneers	H	14–13
1992	Buccaneers	A	23–7
	Buccaneers	H	7–3
1996	Cardinals	H	13–9
1997	Buccaneers	A	19–18
2004	Cardinals	H	12–7
2007	Buccaneers	A	17–10
2010	Buccaneers	H	38–35

TENNESSEE OILERS/TITANS (5–4)

1970	Cardinals	H	44–0
1974	Cardinals	A	31–27
1979	Cardinals	A	24–17
1985	Oilers	H	20–10
1988	Oilers	A	38–20
1994	Cardinals	A	30–12
1997	Oilers	H	41–14
2005	Cardinals	H	20–10
2009	Titans	A	20–17

WASHINGTON REDSKINS (44–75–2)

1932	Cardinals	A	9–0
	Braves	H	8–6
1933	Redskins	H	10–0
	Tie	A	0–0
1934	Redskins	A	9–0
1935	Cardinals	A	6–0
1936	Redskins	A	13–10
1937	Cardinals	A	21–14
1939	Redskins	A	28–7
1940	Redskins	A	28–21
1942	Redskins	A	28–0
1943	Redskins	A	13–7
1944	Redskins	A	42–20
1945	Redskins	A	24–21
1947	Redskins	A	45–21
1949	Cardinals	H	38–7
1950	Cardinals	A	38–28
1951	Redskins	H	7–3
	Redskins	A	20–17
1952	Redskins	H	23–7
	Cardinals	A	17–6
1953	Redskins	H	24–13
	Redskins	A	28–17
1954	Cardinals	H	38–16
	Redskins	A	37–20
1955	Cardinals	A	24–10
	Redskins	H	31–0
1956	Cardinals	A	31–13
	Redskins	H	17–14
1957	Redskins	H	37–14
	Cardinals	A	44–14
1958	Cardinals	H	37–10
	Redskins	A	45–31
1959	Cardinals	H	49–21
	Redskins	A	23–14
1960	Cardinals	H	44–7
	Cardinals	A	26–14
1961	Cardinals	A	24–0
	Cardinals	H	38–24
1962	Redskins	A	24–14
	Tie	H	17–17
1963	Cardinals	A	21–7
	Cardinals	H	24–20
1964	Cardinals	A	23–17
	Cardinals	H	38–24
1965	Cardinals	A	37–16
	Redskins	H	24–20
1966	Cardinals	H	23–7
	Redskins	A	26–20
1967	Cardinals	A	27–21
1968	Cardinals	H	41–14
1969	Redskins	A	33–17
1970	Cardinals	H	27–17
	Redskins	A	28–27
1971	Redskins	H	24–17
	Redskins	A	20–0
1972	Redskins	A	24–10
	Redskins	H	33–3
1973	Cardinals	H	34–27
	Redskins	A	31–13
1974	Cardinals	A	17–10
	Cardinals	H	23–20
1975	Redskins	A	27–17
	Cardinals (OT)	H	20–17
1976	Redskins	A	20–10
	Redskins	H	20–16
1977	Redskins	A	24–14
	Redskins	H	26–20
1978	Redskins	H	28–10
	Cardinals	A	27–17
1979	Redskins	H	17–7
	Redskins	A	30–28
1980	Redskins	A	23–0
	Redskins	H	31–7
1981	Cardinals	H	40–30
	Redskins	A	42–21
1982	Redskins	H	12–7
	Redskins	A	28–0
1983	Redskins	H	38–14
	Redskins	A	45–7
1984	Cardinals	H	26–24
	Redskins	A	29–27
1985	Redskins	A	27–10
	Redskins	H	27–16
1986	Redskins	A	28–21
	Redskins	H	20–17
1987	Redskins	A	28–21
	Redskins	H	34–17
1988	Cardinals	H	30–21
	Redskins	A	33–17
1989	Redskins	A	30–28
	Redskins	H	29–10
1990	Redskins	A	31–0
	Redskins	H	38–10
1991	Redskins	A	34–0
	Redskins	H	20–14
1992	Cardinals	H	27–24
	Redskins	A	41–3
1993	Cardinals	A	17–10
	Cardinals	H	36–6
1994	Cardinals (OT)	A	19–16
	Cardinals	H	17–15
1995	Redskins	A	27–7
	Cardinals	H	24–20
1996	Cardinals (OT)	A	37–34
	Cardinals	H	27–26
1997	Redskins (OT)	A	19–13
	Redskins	H	38–28
1998	Cardinals	H	29–27
	Cardinals	A	45–42
1999	Redskins	H	24–10
	Redskins	A	28–3
2000	Cardinals	H	16–15
	Redskins	A	20–3
2001	Redskins	H	20–10
	Redskins	A	17–10
2002	Redskins	A	31–21
2005	Redskins	H	17–13
2007	Redskins	A	21–19
2008	Redskins	A	24–17
2011	Redskins	A	22–21

ANNUAL STATISTICAL LEADERS

SCORING

Year	Player	TDs	PAT	FG	Pts.
1945	Leo Cantor	5	0	0	30
1946	Ward Cuff	2	28–30	5–12	55
1947	Pat Harder	7	39–40	7–10	102
1948	Pat Harder	6	*53–53	7–17	110
1949	Pat Harder	8	45–47	3–5	102
1950	Bob Shaw	12	0	0	72
1951	Billy Cross	6	0	0	36
1952	Ollie Matson	9	0	0	54
1953	Pat Summerall	0	23–23	9–24	50
1954	Ollie Matson	9	0	0	54
1955	Pat Summerall	1	23–25	8–19	53
1956	Pat Summerall	0	30–30	10–18	60
1957	Ollie Matson	9	0	0	54
1958	Ollie Matson	10	0	0	60
1959	Bobby Joe Conrad	6	30–31	6–9	84
1960	Sonny Randle	15	0	0	90
1961	Sonny Randle	9	0	0	54
1962	John David Crow	*17	0	0	102
1963	Jim Bakken	0	44–44	11–21	77
1964	Jim Bakken	0	40–40	25–38	115
1965	Jim Bakken	0	33–33	21–31	96
1966	Jim Bakken	0	27–28	23–40	96
1967	Jim Bakken	0	36–36	27–39	117
1968	Jim Bakken	0	40–40	15–24	85
1969	Jim Bakken	0	38–40	12–24	74
1970	Jim Bakken	0	37–38	20–32	97
1971	Jim Bakken	0	24–24	21–32	87
1972	Jim Bakken	0	19–21	14–22	61
1973	Jim Bakken	0	31–31	23–32	100
1974	Jim Bakken	0	30–36	13–22	69
1975	Jim Bakken	0	40–41	19–24	97
1976	Jim Bakken	0	33–35	20–27	93
1977	Jim Bakken	0	35–36	7–16	56
1978	Jim Bakken	0	27–31	11–22	60
1979	Ottis Anderson	10	0	0	60
1980	Ottis Anderson	9	0	0	54
1981	Neil O'Donoghue	0	36–37	19–32	93
1982	Neil O'Donoghue	0	15–16	8–13	39
1983	Neil O'Donoghue	0	45–47	15–29	90
1984	Neil O'Donoghue	0	48–51	23–35	117
1985	Stump Mitchell	10	0	0	60
1986	John Lee	0	14–17	8–13	38
1987	Jim Gallery	0	30–31	9–19	57
1988	Al Del Greco	0	42–44	12–21	78
1989	Al Del Greco	0	28–29	18–26	82
1990	Al Del Greco	0	31–31	17–27	82
1991	Greg Davis	0	19–19	21–30	82
1992	Greg Davis	0	28–28	13–26	67
1993	Greg Davis	0	37–37	21–28	100
1994	Greg Davis	0	17–17	20–26	77
1995	Greg Davis	0	19–19	30–39	109
1996	Kevin Butler	0	17–19	14–17	59
1997	Joe Nedney	0	19–19	11–17	52
1998	Joe Nedney	0	30–30	13–19	69
1999	Chris Jacke	0	26–26	19–27	83
2000	Cary Blanchard	0	18–19	16–23	66
2001	Bill Gramatica	0	25–25	16–20	73
2002	Bill Gramatica	0	29–29	15–21	74
2003	Anquan Boldin	8	0	0	48
2004	Neil Rackers	0	28–28	22–29	94
2005	Neil Rackers	0	20–20	*40–42	*140
2006	Neil Rackers	0	32-32	28-37	116
2007	Neil Rackers	0	47–48	21–30	110
2008	Neil Rackers	0	44-44	25-28	119
2009	Neil Rackers	0	37-38	16-17	85
2010	Jay Feely	1	29-29	24-27	107
2011	Jay Feely	0	33-33	19-24	90

***Cardinal record**

RUSHING

Year	Player	Att.	Yards	Avg.	Long	TDs
1945	Frank Seno	93	355	3.0	47	2
1946	Pat Harder	106	545	5.1	55	4
1947	Elmer Angsman	110	412	3.7	18	7
1948	Charley Trippi	128	690	5.4	50	6
1949	Elmer Angsman	125	674	5.4	*82t	6
1950	Pat Harder	99	454	4.6	22	1
1951	Charley Trippi	78	501	6.4	32	4
1952	Charley Trippi	72	350	4.9	59	4
1953	Charley Trippi	97	443	4.5	21	0
1954	Ollie Matson	101	506	5.0	79	4
1955	Ollie Matson	109	475	4.3	54	1
1956	Ollie Matson	192	924	4.8	79	5
1957	Ollie Matson	134	577	4.3	57	6
1958	Ollie Matson	129	505	3.9	55	5
1959	John David Crow	140	666	4.8	73t	3
1960	John David Crow	183	1,071	*5.9	57	6
1961	Prentice Gautt	129	523	4.1	54t	3
1962	John David Crow	192	751	3.9	35	*14
1963	Joe Childress	174	701	4.0	28	2
1964	John David Crow	163	554	3.4	57	7
1965	Bill Triplett	174	617	3.5	59t	6
1966	Johnny Roland	192	695	3.6	50	5
1967	Johnny Roland	234	876	3.7	70	10
1968	Willis Crenshaw	203	813	4.0	66t	6
1969	Cid Edwards	107	504	4.7	48	3
1970	MacArthur Lane	206	977	4.7	75	11
1971	MacArthur Lane	150	592	3.9	40	3
1972	Donny Anderson	153	536	3.5	19	4
1973	Donny Anderson	167	679	4.1	54	10
1974	Terry Metcalf	152	718	4.7	75	6
1975	Jim Otis	269	1,076	4.0	30	5
1976	Jim Otis	233	891	3.8	23	2
1977	Terry Metcalf	149	739	5.0	62	4
1978	Jim Otis	197	664	3.4	17	8
1979	Ottis Anderson	331	*1,605	4.8	76	8
1980	Ottis Anderson	301	1,352	4.5	52	9
1981	Ottis Anderson	328	1,376	4.2	28	9
1982	Ottis Anderson	145	587	4.0	64	3
1983	Ottis Anderson	296	1,270	4.3	43	5
1984	Ottis Anderson	289	1,174	4.1	24	6
1985	Stump Mitchell	183	1,006	5.5	64	7
1986	Stump Mitchell	174	800	4.6	44	5
1987	Stump Mitchell	203	781	3.8	42	3
1988	Earl Ferrell	202	924	4.6	47	7
1989	Earl Ferrell	149	502	3.4	44t	6
1990	Johnny Johnson	234	924	4.0	41	5
1991	Johnny Johnson	196	666	3.4	21	4
1992	Johnny Johnson	178	734	4.1	42t	6
1993	Ronald Moore	263	1,018	3.9	20	9
1994	Ronald Moore	232	780	3.4	24	4
1995	Garrison Hearst	284	1,070	3.8	38	1
1996	LeShon Johnson	141	634	4.5	70t	3
1997	Leeland McElroy	135	424	3.1	18	2
1998	Adrian Murrell	274	1,042	3.8	32	8
1999	Adrian Murrell	193	553	2.9	22	0
2000	Michael Pittman	184	719	3.9	29	4
2001	Michael Pittman	241	846	3.5	42	5
2002	Marcel Shipp	188	834	4.4	56	6
2003	Marcel Shipp	228	830	3.6	36	0
2004	Emmitt Smith	267	937	3.5	29t	9
2005	Marcel Shipp	157	451	2.9	19	0
2006	Edgerrin James	*337	1,159	3.4	18	6
2007	Edgerrin James	324	1,222	3.8	27	7
2008	Edgerrin James	133	514	3.9	35	3
2009	Beanie Wells	176	793	4.5	33	7
2010	Tim Hightower	153	736	4.8	80t	5
2011	Beanie Wells	245	1,047	4.3	71	10

***Cardinal record**

PASSING

Year	Player	Att.	Comp.	Pct.	Yards	Long	TDs	Int.	Rating
1945	Paul Christman	219	89	40.6	1,147	70	5	12	42.5
1946	Paul Christman	229	100	43.7	1,656	82t	13	18	54.7
1947	Paul Christman	301	138	45.8	2,191	80	17	22	59.1
1948	Ray Mallouf	143	73	51	1,160	54t	13	6	91.2
1949	Paul Christman	151	75	49.7	1,015	50t	11	13	60
1950	Jim Hardy	257	117	45.5	1,636	58t	17	24	49.8
1951	Charley Trippi	191	88	46.1	1,191	80t	8	13	52.1
1952	Charley Trippi	181	84	46.4	890	56t	5	13	40.5
1953	Jim Root	192	80	41.9	1,149	77	8	11	52.1
1954	Lamar McHan	255	105	41.2	1,475	70	6	22	32.6
1955	Lamar McHan	207	78	38.8	1,085	74t	11	19	35.5
1956	Lamar McHan	152	72	47.4	1,159	75	10	8	73.3
1957	Lamar McHan	200	87	43.5	1,568	83t	11	15	58
1958	M.C. Reynolds	195	105	53.8	1,422	91t	11	11	72.6
1959	King Hill	181	82	45.3	1,015	31t	7	13	46.2
1960	John Roach	188	87	46.3	1,423	57t	17	18	62.6
1961	Sam Etcheverry	196	96	48.9	1,275	78	14	11	70.3
1962	Charley Johnson	308	150	48.7	2,440	86t	16	20	65.9
1963	Charley Johnson	423	222	52.5	3,280	78t	28	21	79.3
1964	Charley Johnson	420	223	53.1	3,045	78t	21	24	69.4
1965	Charley Johnson	322	155	48.1	2,439	78t	18	15	72.8
1966	Charley Johnson	205	103	50.2	1,334	69t	10	11	64.8
1967	Jim Hart	397	192	48.4	3,008	76t	19	*30	58.3
1968	Jim Hart	316	140	44.3	2,059	80t	15	18	58.4
1969	Charley Johnson	260	131	50.4	1,847	84t	13	13	69.5
1970	Jim Hart	373	171	45.8	2,574	79	14	18	61.6
1971	Jim Hart	243	110	45.3	1,626	57t	8	14	54.5
1972	Gary Cuozzo	158	69	43.7	897	68t	5	11	43.6
1973	Jim Hart	320	178	55.6	2,223	69t	15	10	80.1
1974	Jim Hart	388	200	51.6	2,411	80t	20	8	79.5
1975	Jim Hart	345	182	52.8	2,507	80t	19	19	71.8
1976	Jim Hart	388	218	56.2	2,946	77t	18	13	81.7
1977	Jim Hart	354	185	52.3	2,534	69	13	20	64.5
1978	Jim Hart	477	240	50.3	3,121	74	16	18	66.7
1979	Jim Hart	378	194	51.3	2,218	48	9	20	55.2
1980	Jim Hart	425	228	53.7	2,946	69t	16	20	68.8
1981	Jim Hart	241	134	55.6	1,694	58t	11	14	70.1
	Neil Lomax	236	119	50.4	1,575	75	4	10	60
1982	Neil Lomax	205	109	53.2	1,367	42	5	6	70.4
1983	Neil Lomax	354	209	59	2,636	71t	24	11	92
1984	Neil Lomax	560	345	61.6	*4,614	83t	28	16	92.5
1985	Neil Lomax	471	266	56.5	3,214	47	18	12	79.9
1986	Neil Lomax	421	240	57	2,583	48t	13	12	73.4
1987	Neil Lomax	463	275	59.4	3,387	57	24	12	88.5
1988	Neil Lomax	443	255	57.6	3,395	93t	20	11	86.7
1989	Gary Hogeboom	364	204	56	2,591	59t	14	19	69.5
1990	Timm Rosenbach	437	237	54.2	3,098	68t	16	17	72.8
1991	Tom Tupa	315	165	52.4	2,053	65t	6	13	62
1992	Chris Chandler	413	245	59.3	2,832	72t	15	15	77.1
1993	Steve Beuerlein	418	258	61.7	3,164	65t	18	17	82.5
1994	Steve Beuerlein	255	130	51	1,545	63	5	9	61.6
1995	Dave Krieg	521	304	58.3	3,554	48	16	21	72.6
1996	Boomer Esiason	339	190	56	2,293	64t	11	14	70.6
	Kent Graham	274	146	53.3	1,624	69	12	7	75.1
1997	Jake Plummer	296	157	53	2,203	70t	15	15	73.1
1998	Jake Plummer	547	324	59.2	3,737	57	17	20	75
1999	Jake Plummer	381	201	52.8	2,111	63	9	24	50.8
2000	Jake Plummer	475	270	56.8	2,946	70t	13	21	66
2001	Jake Plummer	525	304	57.9	3,653	68t	18	14	79.6
2002	Jake Plummer	530	284	53.6	2,972	80t	18	20	65.7
2003	Jeff Blake	367	208	56.7	2,247	71t	13	15	69.6
2004	Josh McCown	408	233	57.1	2,511	48	11	10	74.1
2005	Kurt Warner	375	242	64.5	2,713	63	11	9	85.8
2006	Matt Leinart	377	214	56.8	2,547	57	11	12	74.0
2007	Kurt Warner	451	281	62.3	3,417	62	27	17	89.8
2008	Kurt Warner	*598	*401	*67.1	4,583	79t	*30	14	*96.9
2009	Kurt Warner	513	339	66.1	3,753	45	26	14	93.2
2010	Derek Anderson	327	169	51.7	2,065	43	7	10	65.9
2011	Kevin Kolb	253	146	57.7	1,955	73t	9	8	81.0
	John Skelton	275	151	54.9	1,913	60t	11	14	68.9

QUARTERBACK SACKS (OFFICIAL STATISTIC BEGAN IN 1982)

Year	Player, Position	Total
1970	Chuck Walker, DE	9.0
1971	Bob Rowe, DT	5.5
1972	Ron Yankowski, DE	6.0
1973	Bob Rowe, DT	6.5
1974	Ron Yankowski, DE	9.0
1975	Bob Bell, DE	6.0
1976	John Zook, DE	9.5
1977	Mike Dawson, DT	8.0
1978	Mike Dawson, DT	9.0
1979	Bob Pollard, DE	9.0
1980	Curtis Greer, DE	6.5
1981	Curtis Greer, DE	12.5
1982	Curtis Greer, DE	7.5
1983	Curtis Greer, DE	16.0
1984	Curtis Greer, DE	14.0
1985	Curtis Greer, DE	7.0
1986	Al Baker, DE	10.0
1987	Freddie Joe Nunn, DE	11.0
1988	Freddie Joe Nunn, DE	14.0
1989	Ken Harvey, LB	7.0
1990	Ken Harvey, LB	10.0
1991	Ken Harvey, LB	9.0
1992	Ken Harvey, LB	6.0
1993	Ken Harvey, LB	9.5
1994	Eric Swann, DT	7.0
1995	Clyde Simmons, DE	11.0
1996	Simeon Rice, DE	12.5
1997	Eric Swann, DT	7.5
1998	Simeon Rice, DE	10.0
1999	Simeon Rice, DE	*16.5
2000	Simeon Rice, DE	7.5
2001	Rob Fredrickson, LB	4.0
2002	Kyle Vanden Bosch, DE	4.0
2003	Dennis Johnson, DE	3.0
	Ray Thompson, LB	3.0
2004	Bertrand, Berry, DE	14.5
2005	Adrian Wilson, SS	**8.0
2006	Chike Okefor, DE	8.5
2007	Darnell Dockett, DT	9.0
2008	Bertrand Berry, DE	5.0
2009	Darnell Dockett, DT	7.0
	Calais Campbell, DE	7.0
2010	Calais Campbell, DE	6.0
2011	Calais Campbell, DE	8.0

****NFL record for defensive back** ***Cardinal record**

RECEIVING

Year	Player	No.	Yards	Avg.	Long	TDs
1945	Billy Dewell	26	370	14.2	70	1
1946	Billy Dewell	27	643	*23.8	82t	7
	Mal Kutner	27	634	23.5	63	5
1947	Mal Kutner	43	994	21.9	70	7
1948	Mal Kutner	41	943	23.0	71	14
1949	Charley Trippi	34	484	14.1	49	6
1950	Bob Shaw	48	971	20.2	65	12
1951	Fran Polsfoot	57	796	14.0	80t	4
1952	Don Stonesifer	54	617	11.4	26	0
1953	Don Stonesifer	56	684	12.2	46	2
1954	Don Stonesifer	44	607	13.8	39	3
1955	Don Stonesifer	28	330	11.8	28	5
1956	Don Stonesifer	22	320	14.5	58	2
1957	Gern Nagler	27	475	17.6	83t	4
1958	Woodley Lewis	46	690	15.0	64	4
1959	Woodley Lewis	34	534	15.7	85t	3
1960	Sonny Randle	62	892	14.4	57	+15
1961	Sonny Randle	44	591	13.4	41	9
1962	Sonny Randle	63	1,158	18.4	+86t	7
1963	Bobby Joe Conrad	73	967	13.2	48	10
1964	Bobby Joe Conrad	61	780	12.8	53	6
1965	Bobby Joe Conrad	58	909	15.7	71	5
1966	Jackie Smith	45	810	18.0	69	3
1967	Jackie Smith	56	1,205	21.5	76t	9
1968	Jackie Smith	49	789	16.1	65	2
1969	Dave Williams	56	702	12.5	61	7
1970	John Gilliam	45	952	21.1	79	5
1971	John Gilliam	42	837	19.9	54	3
1972	Johnny Roland	38	321	8.4	27	2
1973	Jackie Smith	41	600	14.6	42	1
	Donny Anderson	41	409	10.0	44	3
1974	Terry Metcalf	50	377	7.5	22	1
1975	Mel Gray	48	926	19.3	74	11
1976	Ike Harris	52	782	15.0	40	1
1977	Ike Harris	40	547	13.7	38	3
1978	Pat Tilley	62	900	14.5	43	3
1979	Pat Tilley	57	938	16.4	51t	6
1980	Pat Tilley	68	966	14.2	60t	6
1981	Pat Tilley	66	1,040	15.7	75	3
1982	Pat Tilley	36	465	14.5	34	2
1983	Roy Green	78	1,227	15.7	71t	14
1984	Roy Green	78	1,555	19.9	83t	12
1985	Roy Green	50	693	13.9	47	5
1986	J.T. Smith	80	1,014	12.7	45	6
1987	J.T. Smith	91	1,117	12.3	38	8
1988	J.T. Smith	83	986	11.9	29	5
1989	J.T. Smith	62	778	12.5	31	5
1990	Ricky Proehl	56	802	14.3	45t	4
1991	Ernie Jones	61	957	15.7	53	4
1992	Ricky Proehl	60	744	12.4	63t	3
1993	Larry Centers	66	603	9.1	29	3
1994	Larry Centers	77	647	8.4	36	2
1995	Larry Centers	101	962	9.5	32	2
1996	Larry Centers	99	766	7.7	39	7
1997	Rob Moore	97	1,584	16.3	47t	8
1998	Frank Sanders	89	1,145	12.9	42	3
1999	Frank Sanders	79	954	12.1	63	1
2000	Michael Pittman	73	579	7.9	36t	2
2001	David Boston	98+**	1,598	16.3	63t	8
2002	Freddie Jones	44	358	8.1	24	1
2003	Anquan Boldin	101	1,377	13.6	71t	8
2004	Larry Fitzgerald	58	780	13.4	48	8
2005	Larry Fitzgerald+**	103	1,409	13.7	47	10
2006	Anquan Boldin	83	1,203	14.5	64	4
2007	Larry Fitzgerald	*100	*1,409	14.1	48t	10
2008	Larry Fitzgerald	*96	*1,431	14.9	78t	**12
2009	Larry Fitzgerald	97	1,092	11.3	34t	**13
2010	Larry Fitzgerald	90	1,137	12.6	41	6
2011	Larry Fitzgerald	80	1,411	17.6	73t	8

+Cardinal record ****NFL Leader** ***NFC Leader**

PUNTING

Year	Player	No.	Avg.	Long	Blocked
1945	James Reynolds	38	36.4	48	0
1946	William Blackburn	35	41.9	60	0
1947	Ray Mallouf	43	39.9	62	0
1948	Ray Mallouf	45	39.0	61	0
1949	John Cochran	52	42.0	66	0
1950	Jim Hardy	56	39.4	76	0
1951	Fran Polsfoot	47	40.7	56	0
1952	Frank Tripucka	35	37.5	57	0
1953	Charley Trippi	54	42.8	63	0
1954	Charley Trippi	59	39.1	62	0
1955	Dave Mann	43	40.0	60	0
1956	Dave Mann	36	37.4	58	1
1957	Dave Mann	59	42.5	67	0
1958	Bobby Gordon	55	38.0	66	0
1959	Jerry Norton	59	44.9	60	0
1960	Jerry Norton	39	45.6	62	0
1961	Jerry Norton	85	44.7	78	1
1962	Sam Etcheverry	59	38.3	61	1
1963	Jerry Stovall	65	40.7	69	0
1964	Jackie Smith	41	40.4	64	0
1965	Jackie Smith	39	39.3	62	1
1966	Jackie Smith	47	37.9	56	1
1967	Chuck Latourette	62	40.8	67	0
1968	Chuck Latourette	65	41.6	55	0
1969	King Hill	73	37.6	57	1
1970	Chuck Latourette	65	40.9	59	0
1971	Chuck Latourette	56	38.5	55	1
1972	Donny Anderson	72	39.5	61	0
1973	Gary Kiethley	66	37.5	55	1
1974	Hal Roberts	81	38.7	57	0
1975	Jeff West	64	37.7	58	1
1976	Terry Joyce	64	36.4	54	2
1977	Duane Carrell	49	35.9	53	0
1978	Mike Wood	51	37.6	*81	0
1979	Steve Little	80	38.2	56	2
1980	Larry Swider	*99	41.5	66	1
1981	Carl Birdsong	69	41.8	75	0
1982	Carl Birdsong	54	43.8	65	0
1983	Carl Birdsong	85	41.5	59	0
1984	Carl Birdsong	67	38.7	59	1
1985	Carl Birdsong	85	41.7	67	2
1986	Greg Cater	61	37.2	52	1
1987	Greg Horne	24	40.5	51	0
1988	Greg Horne	79	40.9	66	1
1989	Rich Camarillo	76	43.4	58	0
1990	Rich Camarillo	67	42.8	63	0
1991	Rich Camarillo	76	45.3	60	1
1992	Rich Camarillo	54	42.9	73	0
1993	Rich Camarillo	73	43.7	61	0
1994	Jeff Feagles	98	40.8	54	0
1995	Jeff Feagles	72	43.8	60	0
1996	Jeff Feagles	76	43.8	68	1
1997	Jeff Feagles	91	44.3	62	1
1998	Scott Player	81	41.7	67	1
1999	Scott Player	94	42.0	60	0
2000	Scott Player	65	44.2	55	0
2001	Scott Player	67	41.5	58	0
2002	Scott Player	88	43.9	58	1
2003	Scott Player	82	42.8	64	1
2004	Scott Player	98	43.2	57	1
2005	Scott Player	73	43.9	60	1
2006	Scott Player	66	44.9	58	2
2007	Mike Barr	59	40.4	61	1
2008	Dirk Johnson	40	41.8	59	0
2009	Ben Graham	86	*47.0	64	0
2010	Ben Graham	94	43.4	65	0
2011	Dave Zastudil	87	45.2	66	0

***Cardinal record**

PUNT RETURNS

Year	Player	No.	Yards	Avg.	Long	TDs
1945	Frank Seno	10	103	10.3	25	0
1946	Frank Seno	17	176	10.3	21	0
1947	John Cochran	10	147	14.7	31	0
1948	Jerry Davis	16	334	*20.9	70t	*2
1949	John Cochran	15	314	*20.9	71t	*2
1950	Don Paul	18	194	10.8	82	1
1951	Don Paul	19	143	7.5	23	0
1952	Billy Cross	21	177	8.4	38	0
1953	Charley Trippi	21	239	11.4	38	0
1954	Ollie Matson	11	100	9.1	59	1
1955	Ollie Matson	13	245	18.8	78	*2
1956	Frank Bernardi	18	217	12.1	*95t	1
1957	Woodley Lewis	24	175	7.3	31	0
1958	Bobby Joe Conrad	19	129	6.8	16	0
1959	Bill Stacy	29	281	9.7	74	*2
1960	Bill Stacy	14	62	4.4	24	0
1961	Willie West	11	98	8.9	28	0
1962	Norm Beal	7	46	6.6	14	0
1963	Billy Gambrell	11	111	10.0	49	0
1964	Billy Gambrell	12	126	10.5	36	0
	Jim Burson	12	125	10.4	68t	1
1965	Abe Woodson	17	7	0.4	13	0
1966	Johnny Roland	20	221	11.1	86t	1
1967	Phil Spiller	15	124	8.3	33	0
1968	Chuck Latourette	28	345	12.3	86t	1
1969	Roger Wehrli	13	65	5.0	25	0
1970	Chuck Latourette	30	171	5.7	16	0
1971	Larry Willingham	10	84	8.4	34	0
1972	Larry Willingham	9	41	4.6	13	0
1973	Gary Hammond	11	80	7.3	51	0
1974	Terry Metcalf	26	340	13.1	43	0
1975	Terry Metcalf	23	285	12.4	69t	1
1976	Terry Metcalf	17	188	11.1	39	0
1977	Terry Metcalf	14	108	7.7	23	0
1978	Willard Harrell	21	196	9.3	70t	1
1979	Willard Harrell	32	205	6.4	68	0
1980	Mark Bell	22	195	8.9	54	0
1981	Stump Mitchell	42	445	10.6	50t	1
1982	Stump Mitchell	27	165	6.1	15	0
1983	Stump Mitchell	38	337	8.9	34	0
1984	Stump Mitchell	38	333	8.8	39	0
1985	J.T. Smith	26	283	10.9	31	0
1986	Vai Sikahema	43	522	12.1	71t	2
1987	Vai Sikahema	*44	550	12.5	76t	1
1988	Vai Sikahema	33	341	10.3	28	0
1989	Vai Sikahema	37	433	11.7	53	0
1990	Vai Sikahema	36	306	8.5	20	0
1991	John Jackson	31	244	7.9	19	0
1992	Johnny Bailey	20	263	13.2	65	0
1993	Johnny Bailey	35	282	8.1	58t	1
1994	Patrick Robinson	41	285	7.0	23	0
1995	Anthony Edwards	18	131	7.3	16	0
1996	Marcus Dowdell	34	297	8.7	35	0
1997	Kevin Williams	40	462	11.6	50	0
1998	Eric Metcalf	43	295	6.9	24	0
1999	Mac Cody	32	373	**11.7	31	0
2000	Mac Cody	31	222	7.2	25	0
2001	Arnold Jackson	40	461	11.5	55	0
2002	Arnold Jackson	31	182	5.9	22	0
2003	Anquan Boldin	20	130	6.5	19	0
2004	Karl Williams	42	286	6.8	38	0
2005	Reggie Swinton	42	334	8.0	32	0
2006	Troy Walters	24	250	10.4	37	0
2007	Steve Breaston	42	395	9.4	73t	1
2008	Steve Breaston	33	237	7.2	25	0
2009	Steve Breaston	38	253	6.7	64	0
2010	Andre Roberts	35	263	7.5	25	0
2011	Patrick Peterson	*44	+*699	15.9	*99t	***4

***Cardinal record **NFC leader**
*****NFL record**
+NFL rookie record

KICKOFF RETURNS

Year	Player	No.	Yards	Avg.	Long	TDs
1945	Frank Seno	19	408	21.4	31	0
1946	Frank Seno	13	408	31.3	105t	1
1947	Charley Trippi	15	321	21.4	33	0
1948	Jerry Davis	15	437	29.2	83	0
1949	Charley Trippi	18	427	23.7	48	0
1950	Don Paul	28	693	24.7	46	0
1951	Emil Stiko	17	429	25.2	41	0
1952	Ollie Matson	20	623	31.2	100t	*2
1953	Billy Cross	12	257	21.4	39	0
1954	Les Goble	27	749	27.7	94t	*2
1955	Ollie Matson	15	368	24.5	37	0
1956	Ollie Matson	13	362	27.7	105t	1
1957	Woodley Lewis	26	682	26.2	52	0
1958	Ollie Matson	14	497	*35.5	101t	*2
1959	Bobby Joe Conrad	18	388	21.7	33	0
1960	Willie West	13	370	28.5	87	0
1961	Pat Fischer	17	426	25.1	53	0
1962	Bill Triplett	24	608	25.3	49	0
1963	Jerry Stovall	15	419	27.9	55	0
1964	Jerry Stovall	24	566	23.6	47	0
1965	Abe Woodson	27	665	24.6	65	0
1966	Roy Shivers	27	762	28.2	94t	1
1967	Bobby Williams	24	583	24.3	38	0
1968	Chuck Latourette	46	1,237	26.9	75	0
1969	MacArthur Lane	20	523	26.2	69	0
1970	Chuck Latourette	13	254	19.5	24	0
1971	Mel Gray	30	740	24.7	65	0
1972	Bobby Moore	20	437	21.9	37	0
1973	Les Shy	16	445	27.8	97t	1
1974	Terry Metcalf	20	623	31.2	94t	1
1975	Terry Metcalf	35	960	27.4	93t	1
1976	Jerry Latin	16	357	22.3	39	0
	Terry Metcalf	16	325	20.3	33	0
1977	Terry Metcalf	32	772	24.1	51	0
1978	Willard Harrell	19	389	20.5	32	0
1979	Roy Green	41	1,007	24.6	+*106t	1
1980	Roy Green	32	745	23.3	37	0
1981	Stump Mitchell	55	1,292	23.5	67	0
1982	Stump Mitchell	16	364	22.8	33	0
1983	Stump Mitchell	36	778	21.6	66	0
1984	Stump Mitchell	35	804	23.0	56	0
1985	Clyde Duncan	28	550	19.6	34	0
1986	Vai Sikahema	37	847	22.9	44	0
1987	Vai Sikahema	34	761	22.4	50	0
1988	Vai Sikahema	23	475	20.7	39	0
1989	Vai Sikahema	43	874	20.3	52	0
1990	Vai Sikahema	27	544	20.1	32	0
1991	Larry Centers	16	330	20.6	39	0
1992	Johnny Bailey	28	690	24.6	63	0
1993	Johnny Bailey	31	699	22.5	48	0
1994	Chuck Levy	26	513	19.7	31	0
1995	Ryan Terry	37	808	21.8	53	0
1996	Leeland McElroy	54	1,148	21.3	92	0
1997	Kevin Williams	59	1,458	24.7	63	0
1998	Eric Metcalf	57	1,218	21.4	59	0
1999	Mario Bates	52	1,231	23.7	68	0
2000	MarTay Jenkins	#82	#2,186	26.7	98t	1
2001	MarTay Jenkins	49	1,120	22.9	70	0
2002	Kevin Kasper	32	722	22.6	40	0
2003	Josh Scobey	73	1,684	23.1	100t	1
2004	Josh Scobey	32	723	22.6	71	0
2005	Reggie Swinton	63	1,456	23.1	90	0
2006	J.J. Arrington	66	1,503	22.8	99t	1
2007	Steve Breaston	62	1,391	22.7	59	0
2008	J.J. Arrington	36	923	25.6	93t	1
2009	LaRod Stephens-Howling	52	1,257	24.2	99t	1
2010	LaRod Stephens-Howling	57	**1,548	27.2	102t	*2
2011	LaRod Stephens-Howling	36	857	23.8	37	0

***Cardinal record +Ties NFL record #NFL/Cardinal record**
****NFL Leader**

FIELD GOALS

Year	Player	Att.	Made	Pct.	Long
1945	Conway Baker	1	0	.000	—
1946	Ward Cuff	12	5	.417	42
1947	Pat Harder	10	7	.700	35
1948	Pat Harder	17	7	.412	36
1949	Ventan Yablonski	6	5	.833	34
1950	Pat Harder	9	4	.444	47
1951	Cliff Patton	8	5	.625	27
1952	Joe Geri	18	2	.111	40
1953	Pat Summerall	24	9	.375	49
1954	Pat Summerall	19	8	.421	50
1955	Pat Summerall	19	8	.421	42
1956	Pat Summerall	22	10	.455	42
1957	Pat Summerall	17	6	.353	34
1958	Bobby Joe Conrad	17	6	.353	45
1959	Bobby Joe Conrad	9	6	.667	37
1960	Gerry Perry	20	13	.650	44
1961	Gerry Perry	16	7	.438	38
1962	Gerry Perry	12	5	.417	42
1963	Jim Bakken	21	11	.524	45
1964	Jim Bakken	38	25	.659	51
1965	Jim Bakken	31	21	.677	45
1966	Jim Bakken	40	23	.575	47
1967	Jim Bakken	39	27	.692	47
1968	Jim Bakken	24	15	.625	47
1969	Jim Bakken	24	12	.500	46
1970	Jim Bakken	32	20	.625	49
1971	Jim Bakken	32	21	.656	45
1972	Jim Bakken	22	14	.636	49
1973	Jim Bakken	32	23	.719	46
1974	Jim Bakken	22	13	.591	47
1975	Jim Bakken	24	19	.792	47
1976	Jim Bakken	27	20	.741	43
1977	Jim Bakken	16	7	.438	49
1978	Jim Bakken	22	11	.500	45
1979	Steve Little	19	10	.526	51
1980	Neil O'Donoghue	15	11	.733	43
1981	Neil O'Donoghue	32	19	.594	47
1982	Neil O'Donoghue	13	8	.615	48
1983	Neil O'Donoghue	29	15	.517	52
1984	Neil O'Donoghue	35	23	.657	52
1985	Neil O'Donoghue	18	10	.556	49
1986	John Lee	13	8	.615	47
1987	Jim Gallery	19	9	.474	48
1988	Al Del Greco	21	12	.571	51
1989	Al Del Greco	26	18	.692	50
1990	Al Del Greco	27	17	.629	50
1991	Greg Davis	30	21	.700	52
1992	Greg Davis	26	13	.500	49
1993	Greg Davis	28	21	.750	*55
1994	Greg Davis	26	20	.769	51
1995	Greg Davis	39	30	.769	*55
1996	Kevin Butler	17	14	.824	41
1997	Joe Nedney	17	11	.647	45
1998	Joe Nedney	19	13	.684	53
1999	Chris Jacke	27	19	70.4	49
2000	Cary Blanchard	23	16	.696	54
2001	Bill Gramatica	20	16	.800	50
2002	Bill Gramatica	21	15	.714	50
2003	Neil Rackers	12	9	.750	49
2004	Neil Rackers	29	22	.758	*55
2005	Neil Rackers	*42	**40	*.952	54
2006	Neil Rackers	37	28	.757	50
2007	Neil Rackers	30	21	.700	52
2008	Neil Rackers	28	25	.893	54
2009	Neil Rackers	17	16	.941	48
2010	Jay Feely	27	24	.888	*55
2011	Jay Feely	24	19	.792	51

***Cardinal record **Cardinals/NFL record**

INTERCEPTIONS

Year	Player	No.	Yards	Avg.	Long	TDs
1945	Leo Cantor	5	70	14.0	26	0
1946	Mal Kutner	5	29	5.8	24	0
1947	John Cochran	8	122	15.3	39	0
1948	John Cochran	7	111	15.9	32	0
1949	Bob Nussbaumer	*12	157	13.1	68	0
1950	Jerry Davis	9	40	4.4	15	0
1951	S.J. Whitman	7	102	14.6	31	0
1952	Roy Barni	6	70	11.7	38	0
1953	Ray Ramsey	10	*237	23.7	46	1
1954	Dick Lane	10	181	18.1	64	0
1955	Dick Lane	6	69	11.5	31	0
1956	Lindon Crow	11	170	15.5	0	0
1957	Jim Hill	3	52	17.3	0	0
1958	Dick Nolan	5	30	6.0	0	0
1959	Billy Stacy	5	114	22.8	0	0
1960	Jerry Norton	10	96	9.6	0	0
1961	Jerry Norton	7	136	19.4	47t	2
1962	Bill Stacy	6	72	12.0	53	0
1963	Pat Fischer	8	169	21.1	55	0
1964	Pat Fischer	10	164	16.4	39t	2
1965	Larry Wilson	6	153	25.5	96t	1
1966	Larry Wilson	10	180	18.0	91t	2
1967	Pat Fischer	4	85	21.3	69t	1
	Larry Wilson	4	75	18.8	44	0
	Jerry Stovall	4	6	1.5	6	0
1968	Larry Wilson	4	14	3.5	8	0
1969	Bob Atkins	3	74	24.7	42	0
	Roger Wehrli	3	44	14.7	44	0
1970	Roger Wehrli	6	50	8.3	41	0
1971	Larry Wilson	4	46	11.5	23	0
	Norm Thompson	4	45	11.3	25	0
1972	Larry Wilson	3	35	11.7	24	0
	Miller Farr	3	21	7.0	21	0
1973	Jim Tolbert	2	34	17.0	26	0
	Clarence Duren	2	13	6.5	13	0
1974	Norm Thompson	6	190	31.7	56t	1
1975	Norm Thompson	7	141	20.1	61t	1
1976	Norm Thompson	4	83	20.8	38	0
1976	Mike Sensibaugh	4	60	15.0	35t	1
	Roger Wehrli	4	31	7.8	26	0
1977	Roger Wehrli	5	44	8.8	41	0
1978	Ken Stone	9	139	15.4	33	0
1979	Ken Stone	6	70	11.6	30	0
1980	Ken Stone	5	63	12.6	20	0
1981	Ken Greene	7	111	15.9	47	0
1982	Benny Perrin	1	35	35.0	35	0
	Jeff Griffin	1	8	8.0	8	0
	Lee Nelson	1	7	7.0	7	0
	Ken Greene	1	2	2.0	2	0
	Carl Allen	1	0	0.0	0	0
	Mike Dawson	1	0	0.0	0	0
1983	Lionel Washington	8	92	11.5	26	0
1984	Lionel Washington	5	42	8.4	18	0
1985	E.J. Junior	5	109	21.8	53	0
1986	Cedric Mack	4	42	10.5	24	0
1987	Travis Curtis	5	65	13.0	31	0
1988	Cedric Mack	3	33	11.0	12	0
	Carl Carter	3	0	0.0	0	0
1989	Tim McDonald	7	170	24.3	53t	1
1990	Tim McDonald	4	63	15.8	38	0
1991	Aeneas Williams	6	60	10.0	32	0
1992	Robert Massey	5	147	29.4	46t	*3
1993	Lorenzo Lynch	3	13	4.3	13	0
1994	Aeneas Williams	9	89	9.9	43	0
1995	Aeneas Williams	6	86	14.3	48t	2
1996	Aeneas Williams	6	89	14.8	65t	1
1997	Aeneas Williams	6	95	15.8	42t	2
1998	Kwamie Lassiter	8	80	10.0	29	0
1999	Kwamie Lassiter	2	110	*55.0	78t	1
	Rob Fredrickson	2	57	28.5	34t	1
	Tom Knight	2	16	8.0	16	0
	Pat Tillman	2	7	3.5	6	0
	Aeneas Williams	2	5	2.5	8	0
2000	Aeneas Williams	5	102	20.4	48	0
2001	Kwamie Lassiter	9	80	8.9	25	0
2002	Adrian Wilson	4	35	8.8	35	0
2003	Dexter Jackson	6	122	20.3	30	0
2004	David Macklin	4	18	4.5	16	0
2005	Karlos Dansby	3	31	10.3	18	2
2006	Adrian Wilson	4	146	36.5	*99t	1
2007	Antrel Rolle	5	231	46.2	57	*3
	Rod Hood	5	196	39.2	71t	2
2008	D. Rodgers-Cromartie	4	129	32.3	*99t	1
2009	D. Rodgers-Cromartie	6	77	12.8	49t	1
2010	Kerry Rhodes	4	174	43.5	66	0
2011	Richard Marshall	3	83	27.7	49	0

***Cardinal record**

ANNUAL TURNOVER DIFFERENTIALS

	Giveaways			Takeaways				
Year	INTs	Fumbles/Lost	Total	INTs	Fumbles/Lost	Total	Net	Record
2011	23	24/9	32	10	15/9	19	-13	8-8
2010	19	33/16	35	17	22/13	30	-5	5-11
2009	18	32/18	36	21	20/8	29	-7	10–6
2008	15	27/15	30	13	26/17	30	Even	9–7
2007	24	27/12	36	18	23/11	29	–7	8–8
2006	17	31/13	30	16	26/17	33	+3	5–11
2005	21	26/16	37	15	24/11	26	-11	5–11
2004	18	34/11	29	15	32/15	30	+1	6–10
2003	22	29/14	36	13	21/10	23	–13	4–12
2002	22	26/13	35	17	15/8	25	–10	5–11
2001	14	26/13	27	17	27/7	24	–3	7–9
2000	24	32/20	44	10	17/10	20	–24	3–13
1999	30	31/10	40	17	28/10	27	–13	6–10
1998	20	30/16	36	20	31/19	39	+3	9–7
1997	22	27/20	42	15	16/5	20	–22	4–12
1996	21	29/14	35	11	24/14	25	–10	7–9
1995	24	41/19	43	19	39/23	42	–1	4–12
1994	19	25/10	29	23	28/13	36	+7	8–8
1993	20	23/11	31	9	27/17	26	–5	7–9
1992	24	26/18	42	16	25/12	28	–14	4–12
1991	25	31/14	39	17	37/21	38	–1	4–12
1990	18	25/14	32	16	28/11	27	–5	5–11
1989	30	24/14	44	16	18/11	27	–17	5–11
1988	19	34/16	35	16	27/13	29	–6	7–9
1987	15	23/12	27	14	34/19	33	+6	7–8
1986	19	25/10	29	10	40/12	22	–7	4–11–1
1985	18	36/16	34	13	28/14	27	–7	5–11
1984	16	32/20	36	21	20/12	33	–3	9–7
1983	21	50/27	48	28	32/20	48	Even	8–7–1
1982	6	17/10	16	6	14/9	15	–1	5–4
1981	24	34/21	45	21	33/16	37	–8	7–9
1980	24	24/13	37	20	27/14	34	–3	5–11
1979	24	42/21	45	18	40/19	37	–8	5–11
1978	21	28/14	35	26	33/16	42	+7	6–10
1977	21	30/16	37	19	19/12	31	–6	7–7
1976	13	44/24	37	19	32/20	39	+2	10–4
1975	20	33/19	39	22	26/15	37	–2	11–3
1974	8	27/9	17	16	24/9	25	+8	10–4
1973	15	37/14	29	10	31/17	27	–2	4–9–1
1972	23	43/16	39	11	31/16	27	–12	4–9–1
1971	26	35/20	46	17	28/16	33	–13	4–9–1
1970	19	24/15	34	21	20/14	35	+1	8–5–1
1969	25	24/10	35	15	19/12	27	–8	4–9–1
1968	20	24/11	31	13	19/8	21	–10	9–4–1
1967	35	23/11	46	19	19/13	32	–14	6–7–1
1966	19	26/18	37	21	20/10	31	–6	8–5–1
1965	25	15/7	32	17	29/15	32	Even	5–9
1964	24	29/16	40	25	24/14	39	–1	9–3–2
1963	21	29/18	39	18	32/18	36	–3	9–5
1962	30	37/21	51	16	23/15	31	–20	4–9–1
1961	23	39/18	41	24	36/20	44	+3	7–7
1960	25	43/21	46	21	35/23	44	–2	6–5–1
1959	19	48/36	55	15	25/15	30	–25	2–10
1958	27	37/21	48	15	29/16	31	–17	2–9–1
1957	22	22/15	37	12	27/13	25	–12	3–9
1956	14	29/21	35	33	23/12	45	+10	7–5
1955	25	35/20	45	29	23/18	47	+2	4–7–1
1954	30	32/22	52	24	30/19	43	–9	2–10
1953	27	39/21	48	24	23/12	36	–12	1–10–1
1952	22	33/23	45	25	30/18	43	–2	4–8
1951	24	26/20	44	27	21/16	43	–1	3–9
1950	31	25/14	45	22	37/24	46	+1	5–7
1949	26	20/16	42	33	26/21	54	+12	6–5–1
1948	12	21/16	28	23	30/24	47	+19	11–2
1947	25	32/16	41	27	25/18	45	+4	9–3
1946	20	44/29	49	25	39/20	45	–4	6–5
1945	18	35/13	31	12	26/12	24	–7	1–9
1944	41	30/12	53	16	23/12	28	–25	0–10
1943	39	17/5	44	16	19/12	28	–16	0–10
1942	29	25/11	40	25	19/8	33	–7	3–8
1941	20	19/12	32	16	27/15	31	–1	3–7–1

ALL-TIME CARDINAL SHUTOUTS

Date	Opponent	Score
Dec. 12, 1992	N.Y. Giants	19–0
Nov. 15, 1981	Buffalo Bills	24–0
Oct. 31, 1977	N.Y. Giants	28–0
Sept. 19, 1976	Green Bay Packers	29–0
Nov. 1, 1970	Houston Oilers	44–0
Nov. 8, 1970	Boston Patriots	31–0
Nov. 16, 1970	At Dallas Cowboys	38–0
Oct. 22, 1961	At Washington Redskins	24–0
Dec. 17, 1961	Pittsburgh Steelers	20–0
Oct. 18, 1942	At Detroit Lions	7–0
Sept. 20, 1942	Green Bay Packers	13–0
Sept. 13, 1942	Cleveland Rams (at Buffalo)	7–0
Nov. 23, 1941	At Cleveland Rams	7–0
Sept. 15, 1940	Detroit Lions (at Buffalo)	0–0
Sept. 24, 1939	At Pittsburgh Pirates	10–0
Oct. 3, 1937	At Cleveland Rams	6–0
Dec. 6, 1936	Green Bay Packers	0–0
Nov. 8, 1936	Philadelphia Eagles	13–0
Nov. 24, 1935	At Boston Redskins	6–0
Oct. 13, 1935	At Green Bay Packers	3–0
Nov. 29, 1934	Green Bay Packers	6–0
Nov. 18, 1934	At Green Bay Packers	9–0
Nov. 6, 1934	At Brooklyn Dodgers	21–0
Oct. 7, 1934	At Cincinnati Reds	16–0
Sept. 23, 1934	At Cincinnati Reds	9–0
Dec. 3, 1933	Boston Redskins	0–0
Oct. 8, 1933	At Cincinnati Reds	3–0
Oct. 16, 1932	At Boston Braves	9–0
Oct. 9, 1932	Chicago Bears	0–0
Nov. 28, 1931	Cleveland Indians	21–0
Nov. 2, 1930	Frankford Yellow Jackets	6–0
Oct. 8, 1930	At Newark Tornadoes	13–0
Oct. 5, 1930	At Portsmouth Spartans	0–0
Dec. 8, 1929	At Orange Tornadoes	26–0
Nov. 24, 1929	Dayton Triangles	19–0
Nov. 10, 1929	Minneapolis Red Jackets	8–0
Nov. 6, 1929	At Providence Steam Roller	16–0
Oct. 20, 1929	At Chicago Bears	0–0
Oct. 7, 1928	Dayton Triangles	7–0
Nov. 24, 1927	At Chicago Bears	3–0
Oct. 9, 1927	Dayton Triangles	7–0
Nov. 25, 1926	At Chicago Bears	0–0
Oct. 3, 1926	Racine Tornadoes	20–0
Sept. 26, 1926	L.A. Buccaneers	15–0
Sept. 19, 1926	Columbus Tigers	14–0
Dec. 10, 1925	Milwaukee Badgers	59–0
Nov. 29, 1925	Rock Island Independents	7–0
Nov. 26, 1925	At Chicago Bears	0–0
Nov. 22, 1925	Dayton Triangles	14–0
Oct. 25, 1925	Chicago Bears	9–0
Oct. 14, 1925	Milwaukee Badgers	24–0
Nov. 16, 1924	Akron Indians	13–0
Nov. 9, 1924	Dayton Triangles	23–0
Oct. 12, 1924	Minneapolis Marines	13–0
Oct. 5, 1924	Green Bay Packers	3–0
Nov. 18, 1923	Duluth Kelleys	10–0
Nov. 11, 1923	Hammond Pros	6–0
Oct. 21, 1923	Minneapolis Marines	9–0
Oct. 14, 1923	Akron Indians	19–0
Oct. 7, 1923	Rochester Jeffersons	60–0
Sept. 30, 1923	Buffalo All-Americans	3–0
Dec. 10, 1922	Chicago Bears	9–0
Nov. 30, 1922	Chicago Bears	6–0
Nov. 12, 1922	Akron Pros	7–0
Oct. 22, 1922	Minneapolis Marines	3–0
Oct. 1, 1922	Milwaukee Badgers	3–0
Dec. 18, 1921	At Chicago Staleys	0–0
Nov. 6, 1921	Hammond Pros	7–0
Oct. 2, 1921	Minneapolis Marines	20–0
Oct. 31, 1920	Detroit Heralds	21–0
Oct. 10, 1920	At Chicago Tigers	0–0

ALL-TIME OPPONENT SHUTOUTS

Date	Opponent	Score
Sept. 14, 2003	Seattle Seahawks	0–38
Dec. 1, 2002	At Kansas City Chiefs	0–49
Sept. 15, 1996	At New England Patriots	0–31
Sept. 18, 1994	At Cleveland Browns	0–32
Oct. 27, 1991	Minnesota Vikings	0–28
Sept. 15, 1991	At Washington Redskins	0–34
Sept. 9, 1990	At Washington Redskins	0–31
Dec. 17, 1989	Denver Broncos	0–37
Nov. 10, 1985	At Tampa Bay Buccaneers	0–16
Jan. 2, 1983	At Washington Redskins	0–28
Dec. 20, 1981	At Philadelphia Eagles	0–38
Oct. 19, 1980	At Washington Redskins	0–23
Sept. 30, 1979	At L.A. Rams	0–21
Dec. 10, 1978	At N.Y. Giants	0–17
Sept. 18, 1977	At Denver Broncos	0–7
Dec. 8, 1974	At New Orleans Saints	0–14
Oct. 17, 1971	At Washington Redskins	0–20
Nov. 17, 1968	At Baltimore Colts	0–27
Sept. 23, 1962	At Green Bay Packers	0–17
Nov. 19, 1961	At Baltimore Colts	0–16
Dec. 1, 1957	At Cleveland Browns	0–31
Nov. 20, 1955	Washington Redskins	0–31
Oct. 16, 1955	At N.Y. Giants	0–10
Nov. 21, 1953	At Philadelphia Eagles	0–38
Nov. 25, 1951	N.Y. Giants	0–10
Nov. 11, 1945	At Pittsburgh Steelers	0–23
Oct. 21, 1945	At Detroit Lions	0–26
Sept. 30, 1945	At Cleveland Rams	0–21
Sept. 23, 1945	Detroit Lions (at Milwaukee)	0–10
Nov. 12, 1944	At Detroit Lions	0–10
Nov. 5, 1944	Detroit Lions (at Pittsburgh)	0–27
Oct. 22, 1944	At N.Y. Giants	0–23
Nov. 7, 1943	At Brooklyn Dodgers	0–7
Oct. 17, 1943	Detroit Lions (at Buffalo)	0–7
Oct. 10, 1943	Chicago Bears	0–20
Nov. 8, 1942	At Washington Redskins	0–28
Sept. 15, 1940	Detroit Lions (at Buffalo)	0–0
Nov. 5, 1939	At Cleveland Rams	0–14
Oct. 22, 1939	Cleveland Rams	0–24
Nov. 6, 1938	At N.Y. Giants	0–6
Oct. 26, 1938	Philadelphia Eagles (at Erie)	0–7
Oct. 23, 1938	At Detroit Lions	0–10
Oct. 2, 1938	At Brooklyn Dodgers	0–13
Dec. 6, 1937	Green Bay Packers	0–0
Oct. 25, 1936	At Brooklyn Dodgers	0–9
Oct. 4, 1936	At Green Bay Packers	0–24
Sept. 28, 1936	At Detroit Lions	0–39
Dec. 8, 1935	Chicago Bears	0–13
Oct. 28, 1934	At Boston Redskins	0–9
Oct. 21, 1934	At Green Bay Packers	0–15
Oct. 14, 1934	At Chicago Bears	0–20
Sept. 30, 1934	At Detroit Lions	0–6
Dec. 3, 1933	Boston Redskins	0–0
Nov. 19, 1933	Brooklyn Dodgers	0–3
Oct. 29, 1933	At Brooklyn Dodgers	0–7
Oct. 22, 1933	At Boston Redskins	0–10
Nov. 24, 1932	At Chicago Bears	0–34
Nov. 13, 1932	At Brooklyn Dodgers	0–3
Oct. 9, 1932	Chicago Bears	0–0
Nov. 27, 1930	At Chicago Bears	0–6
Oct. 5, 1930	At Portsmouth Spartans	0–0
Sept. 21, 1930	At Green Bay Packers	0–14
Nov. 17, 1929	Green Bay Packers	0–12
Nov. 2, 1929	At Frankford Yellow Jackets	0–8

Date	Opponent	Score
Oct. 20, 1929	At Chicago Bears	0–0
Nov. 29, 1928	At Chicago Bears	0–34
Nov. 25, 1928	At N.Y. Yankees	0–19
Nov. 24, 1929	At Frankford Yellow Jackets	0–19
Oct. 14, 1928	At Green Bay Packers	0–20
Sept. 23, 1928	Chicago Bears	0–15
Oct. 16, 1927	At Green Bay Packers	0–13
Sept. 25, 1927	Chicago Bears	0–9
Nov. 25, 1926	At Chicago Bears	0–0
Nov. 11, 1926	At Chicago Bears	0–10
Nov. 7, 1926	At N.Y. Giants	0–20
Oct. 31, 1926	Green Bay Packers	0–3

Date	Opponent	Score
Oct. 17, 1926	At Chicago Bears	0–16
Nov. 26, 1935	At Chicago Bears	0–0
Nov. 27, 1924	Chicago Bears	0–21
Oct. 19, 1924	At Chicago Bears	0–6
Nov. 29, 1923	At Chicago Bears	0–3
Nov. 19, 1922	Canton Bulldogs	0–7
Dec. 18, 1921	At Chicago Staleys	0–0
Dec. 4, 1921	Akron Pros	0–7
Oct. 9, 1921	Akron Pros	0–23
Dec. 5, 1920	At Decatur Staleys	0–10
Oct. 24, 1920	At Rock Island Independents	0–7
Oct. 10, 1920	At Chicago Tigers	0–0

ALL-TIME TWO-POINT CONVERSIONS

ANNUAL RESULTS

Year	Results
1994	1–3
1995	5–6
1996	2–2
1997	3–3
1998	0–0
1999	0–1
2000	0–5
2001	1–1
2002	1–2
2003	1–5
2004	1–3
2005	3–5
2006	0–1
2007	0–1
2008	1–3
2009	0–0
2010	1-2
2011	0-2
Overall	**20-45**

SUCCESSFUL CONVERSIONS

Date	Opponent	Play	Outcome, Score
Nov. 14, 2010	Seattle	Larry Fitzgerald pass from Derek Anderson	L, 18-36
Sept. 28, 2008	At N.Y. Jets	Edgerrin James run	L, 35-56
Dec. 4, 2005	At San Francisco	Obafemi Ayanbadejo run	W, 17-10
Nov. 20, 2005	At St. Louis	Anquan Boldin pass from Kurt Warner	W, 38-28
Nov. 13, 2005	At Detroit	Obafemi Ayanbadejo run	L, 21-29
Dec. 12, 2004	San Francisco	Josh McCown run	L (OT), 28–31
Oct. 2, 2003	Baltimore	Jeff Blake run	L, 18–26
Sept. 22, 2002	San Diego	Frank Sanders pass from Jake Plummer	L, 15–23
Dec. 2, 2001	At Oakland	Jake Plummer run	W (OT), 34–31
Dec. 21, 1997	Atlanta	Jake Plummer run	W, 29–26
Sept. 28, 1997	At Tampa Bay	Frank Sanders pass from Kent Graham	L, 18–19
Sept. 7, 1997	Dallas	Rob Moore pass from Kent Graham	W, 25–22
Nov. 3, 1996	At N.Y. Giants	Boomer Esiason run	L, 8–16
Sept. 22, 1996	At New Orleans	Rob Moore pass from Kent Graham	W, 28–14
Dec. 17, 1995	At Philadelphia	Stevie Anderson pass from Dave Krieg	L, 20–21
Dec. 9, 1995	At San Diego	Stevie Anderson pass from Dave Krieg	L, 25–28
Nov. 12, 1995	Minnesota	Rob Moore pass from Dave Krieg	L, 24–30
Oct. 8, 1995	At N.Y. Giants	Frank Sanders pass from Dave Krieg	L, 21–27
Sept. 17, 1995	At Detroit	Frank Sanders pass from Dave Krieg	W, 20–17
Dec. 4, 1994	At Houston	Ronald Moore run	W, 30–12

Note: Two-point conversion rule instituted in NFL in 1994.

CARDINALS AND SAGICOR LIFE INSURANCE HOST ANNUAL HOLIDAY FOOD DRIVE

The Arizona Cardinals Football Club and Sagicor Life Insurance Company joined forces for a holiday food drive benefiting St. Mary's Food Bank Alliance prior to the Cardinals-Rams game at University of Phoenix Stadium on November 6.

Volunteers from Sagicor, St. Mary's Food Bank and Cardinals Cheerleaders were at collection points outside of all five stadium gates and the Great Lawn, as fans were encouraged to bring non-perishable food items and/or money for donation.

St. Mary's Food Bank Alliance, the world's first food bank, is a non-sectarian, nonprofit organization that alleviates hunger by efficiently gathering and distributing food to 675 sites that serve the hungry. Serving 13 of Arizona's 15 counties, the organization is committed to volunteerism, building community relationships, and improving the quality of life for Arizonans in need. Visit online at www.FirstFoodBank.org for more information.

Sagicor Life Insurance Company is a full-service life insurance company licensed in 44 states including Arizona. To learn more about Sagicor, visit www.sagicorlifeusa.com.

DEFENSIVE TOUCHDOWNS

1960–2011

Date	Opponent	Play	Outcome, Score
Dec. 25, 2010	Dallas	Greg Toler 66-yard interception return	W, 27-26
Dec. 25, 2010	Dallas	Dominique Rodgers-Cromartie 32-yard interception return	W, 27–26
Oct. 31, 2010	Tampa Bay	Gerald Hayes 21-yard fumble return	L, 35-38
Oct. 10, 2010	New Orleans	Dominique Rodgers-Cromartie 28-yard interception return	W, 30-20
Oct. 10, 2010	New Orleans	Kerry Rhodes 27-yard fumble return	W, 30-20
Oct. 3, 2010	At San Diego	Kerry Rhodes 42-yard fumble return	L, 10-41
Jan. 10, 2010	*Green Bay**	*Karlos Dansby 17-yard fumble return in OT*	*W, 51-45 (OT)*
Oct. 11, 2009	Houston	Dominique Rodgers-Cromartie 49-yard interception return	W, 28-21
Jan. 3, 2009	*Atlanta**	*Antrel Rolle 27-yard fumble return*	*W, 30-24*
Dec. 7, 2008	St. Louis	Dominique Rodgers-Cromartie 99-yard interception return	W, 34–10
Dec. 7, 2008	St. Louis	Darnell Dockett 11-yard fumble return	W, 34–10
Nov. 2, 2008	At St. Louis	Antrel Rolle 40-yard interception return	W, 34–13
Dec. 30, 2007	St. Louis	Gerald Hayes 30-yard interception return	W, 48–19
Dec. 30, 2007	St. Louis	Antrel Rolle 47-yard interception return	W, 48–19
Dec. 2, 2007	Cleveland	Rod Hood 71-yard interception return	W, 27–21
Nov. 18, 2007	At Cincinnati	Antrel Rolle 54-yard interception return	W, 35-27
Nov. 18, 2007	At Cincinnati	Antrel Rolle 55-yard interception return	W, 35-27
Oct. 7, 2007	At St. Louis	Rod Hood 68-yard interception return	W, 34–31
Dec. 17, 2006	Denver	Antonio Smith 4-yard fumble return	L, 20–37
Nov. 26, 2006	At Minnesota	Adrian Wilson 99-yard fumble return	L, 26–31
Oct. 1, 2006	At Atlanta	Adrian Wilson 99-yard interception return	L, 10–32
Dec. 24, 2005	Philadelphia	Karlos Dansby 11-yard interception return	W, 27–21
Oct. 23, 2005	Tennessee	David Macklin 60-yard interception return	W, 20–10
Sept. 11, 2005	At N.Y. Giants	Karlos Dansby 18-yard interception return	L, 19–42
Nov. 7, 2004	At Miami	Duane Starks 41-yard interception return	W, 24–23
Oct. 3, 2004	New Orleans	Adrian Wilson 35-yard fumble return	W, 34–10
Nov. 23, 2003	St. Louis	Renaldo Hill 70-yard interception return	L, 27–30 (OT)
Nov. 3, 2002	St. Louis	Justin Lucas 35-yard return with lateral from interception	L, 14–27
Sept. 29, 2002	N.Y. Giants	Justin Lucas 38-yard interception return	W, 21–7
Jan. 6, 2002	At Washington	Adrian Wilson 61-yard interception return	L, 17–20
Dec. 30, 2001	At Carolina	Ronald McKinnon 25-yard fumble return	W, 30–7
Dec. 23, 2001	Dallas	Ronald McKinnon 24-yard interception return	W, 17–10
Nov. 18, 2001	Detroit	Fred Wakefield 20-yard interception return	W, 45–38
Oct. 7, 2001	At Philadelphia	Kyle Vanden Bosch 9-yard fumble return	W, 21–20
Nov. 5, 2000	Washington	Aeneas Williams 103-yard fumble return	W, 16–15
Dec. 5, 1999	Philadelphia	Kwamie Lassiter 78-yard interception return	W, 21–17
Nov. 28, 1999	At N.Y. Giants	Eric Swann 42-yard interception return	W, 34–24
Sept. 19, 1999	At Miami	Rob Fredrickson 34-yard interception return	L, 16–19
Dec. 13, 1998	At Philadelphia	Tommy Bennett 70-yard interception return	W, 20–17
Nov. 2, 1997	Philadelphia	Bernard Wilson 66-yard interception return	W, 31–21
Oct. 12, 1997	N.Y. Giants	Aeneas Williams 30-yard interception return	L, 13–27
Sept. 28, 1997	At Tampa Bay	Aeneas Williams 42-yard interception return	L, 18–19
Dec. 22, 1996	At Philadelphia	Aeneas Williams 65-yard interception return	L, 19–29
Dec. 15, 1996	Washington	Jamir Miller 26-yard return with lateral from fumble	W, 27–26
Dec. 25, 1995	Dallas	Aeneas Williams 48-yard interception return	L, 13–37
Dec. 9, 1995	At San Diego	Clyde Simmons 25-yard interception return	L, 25–28
Oct. 29, 1995	Seattle	Lorenzo Lynch 72-yard interception return	W, 20–14
Oct. 29, 1995	Seattle	Keith McCants 5-yard fumble return	W, 20–14
Oct. 15, 1995	Washington	Aeneas Williams 28-yard interception return	W, 24–20
Nov. 27, 1994	Chicago	Keith McCants 46-yard interception return	L, 16–19
Oct. 31, 1993	New Orleans	Aeneas Williams 20-yard fumble return	L, 17–20
Oct. 31, 1993	New Orleans	Aeneas Williams 46-yard interception return	L, 17–20
Sept. 5, 1993	At Philadelphia	Lorenzo Lynch 55-yard fumble return	L, 17–23
Nov. 15, 1992	At Atlanta	Robert Massey 46-yard interception return	L, 17–20
Oct. 4, 1992	Washington	Robert Massey 31-yard interception return	W, 27–24
Oct. 4, 1992	Washington	Robert Massey 41-yard interception return	W, 27–24
Nov. 24, 1991	Philadelphia	Lorenzo Lynch 35-yard interception return	L, 14–34
Sept. 8, 1991	At Philadelphia	Rod Saddler 7-yard fumble return	W, 26–10
Sept. 1, 1991	At L.A. Rams	Eric Hill 85-yard fumble return	W, 24–14
Dec. 9, 1990	At Atlanta	Marcus Turner 47-yard interception return	W, 24–13
Dec. 2, 1990	Indianapolis	Marcus Turner 21-yard return with lateral from interception	W, 20–17
Nov. 12, 1989	Dallas	Tim McDonald 53-yard interception return	W, 24–20
Oct. 29, 1989	At Dallas	Michael Zordich 16-yard interception return	W, 19–10
Dec. 10, 1988	Philadelphia	E.J. Junior 36-yard fumble return	L, 17–23
Oct. 25, 1988	Washington	Cedric Mack 47-yard fumble return	W, 30–21
Oct. 2, 1988	At L.A. Rams	Rod Saddler 16-yard fumble return	W, 41–27
Nov. 8, 1987	Tampa Bay	Niko Noga 23-yard fumble return	W, 31–28
Oct. 11, 1987	New Orleans	Mark Jackson 77-yard fumble return	W, 24–19
Oct. 11, 1987	New Orleans	Leonard Smith 29-yard fumble return	W, 24–19
Oct. 4, 1987	At Washington	Peter Noga 60-yard interception return	L, 21–28
Sept. 8, 1985	At Cleveland	Lionel Washington 48-yard interception return	W, 27–24
Dec. 2 1984	At New England	Thomas Howard 29-yard fumble return	W, 33–10
Sept. 16, 1984	At Indianapolis	Leonard Smith 25-yard interception return	W, 34–33
Dec. 11, 1983	At L.A. Raiders	Elois Grooms 40-yard fumble return	W, 34–24
Oct. 24, 1983	N.Y. Giants	Benny Perrin 32-yard fumble return	T, 20–20
Oct. 2, 1983	At Kansas City	Lee Nelson 36-yard fumble return	L, 14–38
Nov. 25, 1981	At Baltimore	Dave Ahrens 14-yard interception return	W, 35–24
Sept. 28, 1980	Philadelphia	Eric Allen 70-yard interception return	W, 24–14
Nov. 4, 1979	Minnesota	Roger Wehrli 9-yard interception return	W, 37–7
Oct. 28, 1979	Cleveland	Steve Neils 72-yard fumble return	L, 20–38
Sept. 9, 1979	At N.Y. Giants	Mark Arneson 29-yard fumble return	W, 27–14
Oct. 31, 1977	N.Y. Giants	Mike Sensibaugh 79-yard interception return	W, 28–0

* Postseason

Date	Opponent	Play	Outcome, Score
Oct. 9, 1977	Dallas	Charlie Davis 36-yard fumble return	L, 24–30
Oct. 3, 1976	N.Y. Giants	Mike Sensibaugh 35-yard interception return	W, 27–21
Nov. 23, 1975	At N.Y. Jets	Norm Thompson 61-yard interception return	W, 37–6
Oct. 27, 1974	Washington	Roger Wehrli 53-yard interception return	W, 23–20
Sept. 29, 1974	Cleveland	Norm Thompson 56-yard interception return	W, 29–7
Sept. 22, 1974	At Washington	Ron Yankowski 71-yard fumble return	W, 17–10
Dec. 10, 1972	L.A. Rams	Norm Thompson 58-yard fumble return	W, 24–14
Nov. 28, 1971	At N.Y. Giants	Larry Stallings 26-yard interception return	W, 24–7
Dec. 20, 1970	At Washington	Chuck Latourette 32-yard fumble return	L, 27–28
Nov. 1, 1970	Houston	Don Parish 41-yard interception return	W, 44–0
Sept. 27, 1970	Washington	Miller Farr 19-yard interception return	W, 27–17
Dec. 21, 1969	At Green Bay	Larry Wilson 88-yard fumble return	L, 28–45
Oct. 19, 1969	Minnesota	Bob Rowe 18-yard interception return	L, 10–27
Sept. 28, 1969	Chicago	Larry Stallings 62-yard fumble return	W, 20–17
Sept. 22, 1968	At San Francisco	Don Brumm 17-yard fumble return	L, 17–35
Oct. 22, 1967	Philadelphia	Pat Fischer 69-yard interception return	W, 48–14
Oct. 31, 1966	Chicago	Larry Wilson 29-yard interception return	W, 24–17
Oct. 2, 1966	At Philadelphia	Jerry Stovall 18-yard interception return	W, 41–10
Oct. 2, 1966	At Philadelphia	Larry Wilson 91-yard interception return	W, 41–10
Dec. 18, 1965	Cleveland	Larry Wilson 95-yard interception return	L, 24–27
Nov. 28, 1965	Philadelphia	Larry Stallings 17-yard fumble return	L, 24–28
Sept. 26, 1965	At Cleveland	Don Brumm 10-yard fumble return	W, 49–13
Dec. 13, 1964	Philadelphia	Jerry Stovall 31-yard interception return	W, 36–24
Nov. 29, 1964	At Pittsburgh	Pat Fischer 49-yard fumble return	W, 21–20
Nov. 22, 1964	At Philadelphia	Larry Wilson 42-yard interception return	W, 38–13
Nov. 8, 1964	Pittsburgh	Dale Meinert 18-yard interception return	W, 34–30
Oct. 18, 1964	Washington	Pat Fischer 39-yard interception return	W, 38–24
Oct. 4, 1964	At Washington	Pat Fischer 33-yard interception return	W, 23–17
Dec. 8, 1963	Philadelphia	Larry Wilson 42-yard fumble return	W, 32–14
Oct. 6, 1963	At Minnesota	John Symank 31-yard interception return	W, 56–14
Sept. 14, 1963	At Dallas	Jimmy Hill 58-yard interception return	W, 34–7
Oct. 28, 1962	At Dallas	Larry Wilson 57-yard interception return	W, 28–24
Dec. 17, 1961	Pittsburgh	Billy Stacy 25-yard fumble return after lateral from Joe Robb	W, 20–0
Nov. 26, 1961	At Pittsburgh	Jerry Norton 47-yard interception return	L, 27–30
Nov. 26, 1961	At Pittsburgh	Jerry Norton 37-yard interception return	L, 27–30
Nov. 5, 1961	At Dallas	Billy Stacy 31-yard interception return	W, 31–17
Nov. 5, 1961	At Dallas	Billy Stacy 34-yard interception return	W, 31–17
Oct. 22, 1961	At Washington	Jimmy Hill 35-yard interception return	W, 24–0
Sept. 17, 1961	At N.Y. Giants	William West fumble recovery in end zone	W, 21–10
Oct. 30, 1960	At N.Y. Giants	Billy Stacy 33-yard fumble return	W, 20–13

SPECIAL TEAMS TOUCHDOWNS

1960–2011

Date	Opponent	Play	Outcome, Score
Nov. 27, 2011	At St. Louis	Patrick Peterson 80-yard punt return	W, 23-20
Nov. 6, 2011	St. Louis	Patrick Peterson 99-yard punt return	W, 19-13 (OT)
Oct. 30, 2011	At Baltimore	Patrick Peterson 82-yard punt return	L, 27-30
Sept. 11, 2011	Carolina	Patrick Peterson 89-yard punt return	W, 28-21
Nov. 7, 2010	At Minnesota	Michael Adams 30-yard fumble return	L, 24-27 (OT)
Nov. 7, 2010	At Minnesota	LaRod Stephens-Howling 96-yard kickoff return	L, 24-27 (OT)
Sept. 26, 2010	Oakland	LaRod Stephens-Howling 102-yard kickoff return	W, 24-23
Nov. 29, 2009	At Tennessee	LaRod Stephens-Howling 99-yard kickoff return	L, 17–20
Sept. 20, 2009	At Jacksonville	Antrel Rolle 83-yard return of blocked Calais Campbell field goal	W, 31–17
Dec. 14, 2008	Minnesota	Rod Hood 68-yard return of blocked D. Rodgers-Cromartie field goal	L, 14–35
Oct. 12, 2008	Dallas	Monty Beisel three-yard return of Sean Morey blocked punt in OT	W, 30–24 (OT)
Oct. 12, 2008	Dallas	J.J. Arrington 93-yard kickoff return TD to begin game	W, 30–24 (OT)
Sept. 30, 2007	Pittsburgh	Steve Breaston 73-yard punt return	W, 21–14
Nov. 26, 2006	At Minnesota	J.J. Arrington 99-yard kickoff return	L, 26-31
Sept. 28, 2003	At St. Louis	Josh Scobey 100-yard kickoff return	L. 13–37
Sept. 15, 2002	At Seattle	MarTay Jenkins 95-yard kickoff return	W, 24–13
Nov. 12, 2000	At Minnesota	MarTay Jenkins 98-yard kickoff return	L, 14–31
Sept. 14, 1997	At Washington	Tommy Bennett blocked punt recovery in end zone	L, 13–19
Nov. 19, 1995	At Carolina	Aeneas Williams 72-yard return of blocked field goal	L, 7–27
Sept. 12, 1993	At Washington	Johnny Bailey 58-yard punt return	W, 17–10
Dec. 13, 1987	N.Y. Giants	Vai Sikahema 76-yard punt return	W, 27–24
Dec. 21, 1986	Tampa Bay	Vai Sikahema 71-yard punt return	W, 21–17
Dec. 21, 1986	Tampa Bay	Vai Sikahema 60-yard punt return	W, 21–17
Sept. 20, 1981	Washington	Stump Mitchell 50-yard punt return	L, 10–30
Dec. 7, 1980	Detroit	Roy Green 57-yard punt return	W, 24–23
Oct. 21, 1979	At Dallas	Roy Green 106-yard kickoff return	L, 13–22
Nov. 19, 1978	At Washington	Willard Harrell 70-yard punt return	W, 27–17
Oct. 13, 1975	At Washington	Terry Metcalf 93-yard kickoff return	L, 17–27
Nov. 2, 1975	New England	Terry Metcalf 69-yard punt return	W, 24–17
Dec. 21, 1975	At Detroit	Dwayne Crump 64-yard return of blocked field goal	W, 24–13
Sept. 29, 1974	Cleveland	Terry Metcalf 94-yard kickoff return	W, 29–7
Sept. 23, 1973	Washington	Don Shy 97-yard kickoff return	W, 34–27
Oct. 1, 1972	Pittsburgh	Norm Thompson 8-yard return of blocked punt	L, 19–25
Nov. 21, 1971	Philadelphia	George Hoey 103-yard kickoff return	L, 20–37
Nov. 16, 1970	At Dallas	Johnny Roland 74-yard punt return	W, 38–0
Dec. 21, 1969	At Green Bay	John Gilliam 100-yard kickoff return	L, 28–45
Sept. 29, 1968	At New Orleans	Chuck Latourette 86-yard punt return	W, 21–20
Sept. 25, 1966	At Cleveland	Roy Shivers 94-yard kickoff return	W, 34–28
Oct. 2, 1966	At Philadelphia	Johnny Roland 86-yard punt return	W, 41–10
Sept. 27, 1964	At San Francisco	Jim Burson 68-yard punt return	W, 23–13
Oct. 15, 1961	Philadelphia	Bobby Joe Conrad 73-yard punt return	L, 7–20

CARDINALS QUARTERBACKS

STARTING QUARTERBACK WON-LOSS (1960–2011)

Player	Record
Derek Anderson	2-7
Pete Beathard	2–3
Steve Beuerlein	9–12
Jeff Blake	3–10
Dave Brown	3–4
Stoney Case	0–1
Chris Chandler	5–12
Gary Cuozzo	1–5
Boomer Esiason	3–5
Sam Etcheverry	5–8
Sammy Garza	0–1
Stan Gelbaugh	0–3
Kent Graham	5–10
Ralph Gugliemi	3–2
Shawn Halloran	1–1
Max Hall	1-2
Jim Hart	87–87–5
King Hill	0–1
Gary Hogeboom	5–8
Buddy Humphrey	0–3
George Izo	1–0
Gary Keithley	1–1
Shaun King	0–2
Kevin Kolb	3-6
Dave Kreig	4–12
Charley Johnson	36–28–5
Matt Leinart	7–10
Neil Lomax	47–53–2
Mike Loyd	0–1
Josh McCown	10–12
Jim McMahon	0–1
John Navarre	0–1
Terry Nofsinger	1–4
Steve Pisarkiewicz	2–2
Jake Plummer	30–52
John Roach	4–5–1
Timm Rosenbach	5–15
Jay Schroeder	5–3
John Skelton	7-4
Cliff Stoudt	0–4
Tom Tupa	4–9
Tim Van Galder	1–3–1
Kurt Warner	27-30

STARTING QUARTERBACKS (1960–2011)

Year	Quarterbacks
2011	Kevin Kolb (3-6), John Skelton (5-2)
2010	Derek Anderson (2–7), John Skelton (2–2), Max Hall (1–2)
2009	Kurt Warner (10–5), Matt Leinart (0–1)
2008	Kurt Warner (9–7)
2007	Kurt Warner (5–6), Matt Leinart (3–2)
2006	Matt Leinart (4–7), Kurt Warner (1–4)
2005	Kurt Warner (2–8), Josh McCown (3–3)
2004	Josh McCown (6–7), Shaun King (0–2), John Navarre (0–1).
2003	Jeff Blake (3–10), Josh McCown (1–2)
2002	Jake Plummer (5–11)
2001	Jake Plummer (7–9)
2000	Jake Plummer (3–11), Dave Brown (0–2)
1999	Jake Plummer (3–8), Dave Brown (3–2)
1998	Jake Plummer (9–7)
1997	Kent Graham (1–5), Stoney Case (0–1), Jake Plummer (3–6)
1996	Boomer Esiason (3–5), Kent Graham (4–4)
1995	Dave Krieg (4–12)
1994	Steve Beuerlein (3–4), Jim McMahon (0–1), Jay Schroeder (5–3)
1993	Steve Beuerlein (6–8), Chris Chandler (1–1)
1992	Timm Rosenbach (0–3), Chris Chandler (4–9)
1991	Tom Tupa (4–7), Stan Gelbaugh (0–3), Chris Chandler (0–2)
1990	Timm Rosenbach (5–11)
1989	Gary Hogeboom (5–8), Tom Tupa (0–2), Timm Rosenbach (0–1)
1988	Neil Lomax (7–7), Cliff Stoudt (0–2)
1987	Neil Lomax (6–6), Shawn Halloran (1–1), Sammy Garza (0–1)
1986	Neil Lomax (4–9–1), Cliff Stoudt (0–2)
1985	Neil Lomax (5–11)
1984	Neil Lomax (9–7)
1983	Neil Lomax (7–6–1), Jim Hart (1–1)
1982	Neil Lomax (5–4)
1981	Jim Hart (3–6), Neil Lomax (4–3)
1980	Jim Hart (5–10), Mike Loyd (0–1)
1979	Jim Hart (3–10), Steve Pisarkiewicz (2–1)
1978	Jim Hart (6–9), Steve Pisarkiewicz (0–1)
1977	Jim Hart (7–7)
1976	Jim Hart (10–4)
1975	Jim Hart (11–3)
1974	Jim Hart (10–4)
1973	Jim Hart (3–8–1), Gary Keithley (1–1)
1972	Tim Van Galder (1–3–1), Gary Cuozzo (1–5), Jim Hart (2–1)
1971	Jim Hart (2–6–1), Pete Beathard (2–3)
1970	Jim Hart (8–5–1)
1969	Charley Johnson (2–6–1), Jim Hart (2–3)
1968	Jim Hart (8–3–1), Charley Johnson (1–1)
1967	Jim Hart (6–7–1)
1966	Charley Johnson (7–1–1), Terry Nofsinger (1–4)
1965	Charley Johnson (5–6), Buddy Humphre (0–3)
1964	Charley Johnson (9–3–2)
1963	Charley Johnson (9–5)
1962	Sam Etcheverry (1–3), Charley Johnson (3–6–1)
1961	Sam Etcheverry (4–5), Ralph Gugliemi (3–2)
1960	King Hill (1–0), John Roach (4–5–1), George Izo (1–0)

QUARTERBACKS ON ROSTER (1988–2011)

Year	Starter (Games)	Non-Starter (Games)
2011	Kevin Kolb (9), John Skelton (7)	Richard Bartel (2)
2010	Derek Anderson (9), John Skelton (4), Max Hall (3)	Richard Bartel (1)
2009	Kurt Warner (15), Matt Leinart (1)	Brian St. Pierre (1)
2008	Kurt Warner (16)	Matt Leinart (4), Brian St. Pierre
2007	Kurt Warner (11), Matt Leinart (5)	Tim Rattay (4), Tim Hasselbeck (1)
2006	Matt Leinart (11), Kurt Warner (5)	John Navarre (1), Shane Boyd
2005	Kurt Warner (10), Josh McCown (6)	John Navarre (1), Rohan Davey
2004	Josh McCown (13), Shaun King (2), John Navarre (1)	*Chris Lewis
2003	Jeff Blake (13), Josh McCown (3)	Preston Parsons
2002	Jake Plummer (16)	Josh McCown (2), Preston Parsons
2001	Jake Plummer (16)	Dave Brown, Chris Greisen
2000	Jake Plummer (14), Dave Brown (2)	Chris Greisen (2), *Sean Keenan
1999	Jake Plummer (11), Dave Brown (5)	Sherdrick Bonner, Chris Greisen (2)
1998	Jake Plummer (16)	Dave Brown (1), Stoney Case, *Cory Sauter
1997	Kent Graham (6), Stoney Case (1), Jake Plummer (9)	None
1996	Boomer Esiason (8), Kent Graham (8)	Stoney Case, Chad May, *Mark Butterfield
1995	Dave Krieg (16)	Mike Buck (4), Stoney Case (2)
1994	Steve Beuerlein (7), Jim McMahon (1), Jay Schroeder (8)	Chris Swartz
1993	Steve Beuerlein (14), Chris Chandler (2)	Will Furrer, Tony Sacca
1992	Timm Rosenbach (3), Chris Chandler (13)	Tony Sacca (2), Erik Wilhelm
1991	Tom Tupa (11), Stan Gelbaugh (3), Chris Chandler (2)	Craig Kupp (1)
1990	Timm Rosenbach (16)	*Craig Kupp, Tom Tupa
1989	Gary Hogeboom (13), Tom Tupa (2), Timm Rosenbach (1)	#Neil Lomax
1988	Neil Lomax (13), Cliff Stoudt (3)	Tom Tupa (2)

*Practice squad only

#Injured Reserve

PRIME TIME GAMES

MONDAY NIGHT FOOTBALL

Date	Site/Opponent	Result	Att.
Nov. 29, 2010	San Francisco	L, 27-6	63,208
Dec. 14, 2009	at San Francisco	L, 24–9	69,732
Nov. 10, 2008	San Francisco	W, 29–24	64,519
Sept. 10, 2007	at San Francisco	L, 20–17	68,111
Oct. 16, 2006	Chicago	L, 24–23	63,977
Sept. 27, 1999	San Francisco	L, 24–10	70,993
Dec. 25, 1995	Dallas	L, 37–13	72,394
Sept. 12, 1988	Dallas	L, 17–14	67,139
Sept. 29, 1986	Dallas	L, 31–7	49,077
Nov. 4, 1985	Dallas	W, 21–10	49,337
Oct. 7, 1985	at Washington	L, 27–10	53,134
Oct. 24, 1983	New York Giants	T, 20–20	45,530
Nov. 14, 1977	at Dallas	W, 24–17	63,038
Oct. 31, 1977	New York Giants	W, 28–0	50,323
Oct. 25, 1976	at Washington	L, 20–10	48,325
Oct. 13, 1975	at Washington	L, 27–17	54,693
Nov. 11, 1974	Minnesota	L, 28–24	50,183
Nov. 27, 1972	at Miami	L, 31–10	80,010
Nov. 15, 1971	at San Diego	L, 20–17	46,486
Sept. 27, 1971	New York Jets	W, 17–10	50,358
Nov. 16, 1970	at Dallas	W, 38–0	69,232

Overall: 6–14–1 (Home: 4–7–1; Away: 2–7)

SUNDAY-THURSDAY NIGHT FOOTBALL

Date	Site/Opponent	Result	Att.
Dec. 6, 2009	Minnesota	W, 30–17	64,121
Oct. 25, 2009	at New York Giants	W, 24–17	78,299
Sept. 27, 2009	Indianapolis	L, 31–10	62,692
*Nov. 27, 2008	at Philadelphia	L, 20–48	69,144
**Oct. 2, 2005	San Francisco	W, 31–14	+103,467
Dec. 15, 2002	at St. Louis	L, 30–28	65,939
Sept. 23, 2001	Denver	L, 38–17	47,239
Nov. 26, 2000	New York Giants	L, 31–7	38,909
Sept. 10, 2000	Dallas	W, 32–31	58,303
Dec. 19, 1999	Buffalo	L, 31–21	59,509
Oct. 17, 1999	Washington	L, 24–10	51,789
Sept. 20, 1998	Philadelphia	W, 17–3	36,717
Sept. 7, 1997	Dallas	W, 25–22 (OT)	70,060
Sept. 8, 1996	Miami	L, 38–10	55,444
*Nov. 30, 1995	New York Giants	L, 10–6	44,246
Sept. 10, 1995	Philadelphia	L, 31–19	45,004
Oct. 30, 1994	Pittsburgh	W, 20–17 (OT)	65,690
Sept. 11, 1994	New York Giants	L, 20–17	60,066
Sept. 19, 1993	Dallas	L, 17–10	73,025
Sept. 13, 1992	Philadelphia	L, 31–14	42,533
Sept. 22, 1991	Dallas	L, 17–9	68,814
Sept. 30, 1990	Washington	L, 38–10	49,303

Overall: 5-14 (Home: 5-12; Away: 0-2)

* denotes Thursday night game, all others are Sunday night games

** denotes Mexico City + denotes NFL attendance record

The Cardinals and 49ers made history by playing the NFL's first regular-season game outside the United States. The two teams played at Estadio Azteca in Mexico City in front of 103,467 fans in 2005.

THANKSGIVING GAMES

Date	Site/Opponent	Result	Att.
Nov. 27, 2008	at Philadelphia	L, 48-20	69,144
Nov. 28, 1985	at Dallas Cowboys	L, 35-17	54,125
Nov. 24, 1983	at Dallas Cowboys	L, 35-17	60,764
Nov. 24, 1977	Miami Dolphins	L, 55-14	50,269
Nov. 25, 1976	at Dallas Cowboys	L, 19-14	62,498
Nov. 27, 1975	Buffalo Bills	L, 32-14	41,899
Nov. 23, 1967	at Dallas Cowboys	L, 46-21	68,787
Nov. 23, 1950	Pittsburgh Steelers	L, 28-17	11,622
Nov. 25, 1948	at Detroit Lions	W, 28-14	22,957
Nov. 28, 1935	Green Bay Packers	W, 9-7	7,500
Nov. 29, 1934	Green Bay Packers	W, 6-0	3,500
Nov. 30, 1933	Chicago Bears	L, 22-6	8,000
Nov. 24, 1932	at Chicago Bears	L, 34-0	6,800
Nov. 26, 1931	at Chicago Bears	L, 18-7	14,000
Nov. 27, 1930	at Chicago Bears	L, 6-0	8,175
Nov. 28, 1929	at Chicago Bears	W, 40-6	7,000
Nov. 29, 1928	at Chicago Bears	L, 34-0	10,000
Nov. 24, 1927	at Chicago Bears	W, 3-0	6,000
Nov. 25, 1926	at Chicago Bears	T, 0-0	8,000
Nov. 26, 1925	at Chicago Bears	T, 0-0	39,000
Nov. 27, 1924	Chicago Bears	L, 21-0	13,000
Nov. 29, 1923	at Chicago Bears	L, 3-0	13,500
Nov. 30, 1922	Chicago Bears	W, 6-0	14,000

Overall: 6-15-2

HOTTEST/COLDEST (1960-2010)

HOTTEST GAMES

Kickoff Temperature	Opponent, Site	Date	Result
104º	Atlanta, Sun Devil Stadium	Sept. 30, 2002	L, 34–14
103º	Denver, Sun Devil Stadium	Sept, 23, 2002	L, 38–17
102º	Green Bay, Sun Devil Stadium	Sept. 21, 2003	W, 20–13
101º	Dallas, Sun Devil Stadium	Sept. 9, 1997	W, 25–22
101º	Miami, Sun Devil Stadium	Sept. 8, 1996	L, 38–10
100º	San Diego, Sun Devil Stadium	Sept. 22, 2002	L, 23–15
100º	Dallas, Sun Devil Stadium	Sept. 10, 2000	W, 32–31
100º	Philadelphia, Sun Devil Stadium	Sept. 13, 1992	L, 31–14
99º	Philadelphia, Sun Devil Stadium	Sept. 10, 1995	L, 31–19
99º	Dallas, Texas Stadium	Sept. 20, 1992	L, 31–20
98º	Seattle, Sun Devil Stadium	Sept. 14, 2003	L, 38–0
98º	Philadelphia, Sun Devil Stadium	Sept. 20, 1998	W, 17–3
98º	N.Y. Giants, Sun Devil Stadium	Sept. 11, 1994	L, 20–17
98º	Dallas, Sun Devil Stadium	Sept. 12, 1988	L, 17–14
98º	Dallas, Texas Stadium	Sept. 13, 1981	L, 30–17

COLDEST GAMES

Kickoff Temperature	Opponent, Site	Date	Result
10º	Philadelphia, Busch Stadium	Dec. 18, 1983	W, 31–7
14º	Washington, Busch Stadium	Dec. 10, 1977	L, 26–20
15º	Philadelphia, Veterans Stadium	Dec. 24, 1989	L, 14–31
15º	L.A. Rams, Busch Stadium	Dec. 10, 1972	W, 24–14
16º	Dallas, Busch Stadium	Dec. 15, 1963	L, 28–24
17º	Cleveland, Busch Stadium	Dec. 14, 1968	W, 27–16
*20º	At Green Bay, Lambeau Field	Jan. 8, 1983	L, 41–16
20º	At Chicago, Soldier Field	Dec. 16, 1979	L, 42–6
21º	Washington, Busch Stadium	Dec. 21, 1980	L, 31–7
22º	Washington, Busch Stadium	Dec. 12, 1982	L, 12–7
22º	Dallas, Busch Stadium	Dec. 16, 1973	L, 30–3
24º	Washington, Busch Stadium	Dec. 21, 1985	L, 27–16

*Postseason

HEAD COACHES

Years	Coach	Regular & Postseason Record
1920	Marshall Smith	3–2–1
1921–22	John "Paddy" Driscoll	11–6–2
1923–24	Arnie Horween	13–8–1
1925–26	Norm Barry	16–8–2
1927	Fred Gillies	3–7–1
1928	Guy Chamberlin	1–5–0
1929–30	Ernie Nevers	11–12–3
1931	LeRoy Andrews*	0–2–0
1931	Ernie Nevers	5–2–0
1932	Jack Chevigny	2–6–2
1933–34	Paul Schissler	6–15–1
1935–38	Milan Creighton	16–26–4
1939	Ernie Nevers	1–10–0
1940–42	Jimmy Conzelman	8–22–3
1943–45	Phil Handler**	1–29–0
1946–48	Jimmy Conzelman	27–10–0
1949	Phil Handler	6–5–1
	Buddy Parker***	
1950–51	Earl "Curly" Lambeau	8–16–0
1952	Joe Kuharich	4–8–0
1953–54	Joe Stydahar	3–20–1
1955–57	Ray Richards	14–21–1
1958–61	Frank "Pop" Ivy	17–31–2
1962–65	Wally Lemm	27–26–3
1966–70	Charley Winner	35–30–5
1971–72	Bob Hollway	8–18–2
1973–77	Don Coryell	42–29–1
1978–79	Bud Wilkinson****	9–20–0
1979	Larry Wilson	2–1–0
1980–85	Jim Hanifan	39–49–1
1986–89	Gene Stallings*****	23–34–1
1989	Hank Kuhlmann	0–5
1990–93	Joe Bugel	20–44
1994–95	Buddy Ryan	12–20
1996–2000	Vince Tobin+	29–44–0
2000–03	Dave McGinnis++	17–40
2004–06	Dennis Green	16–32
2007–	Ken Whisenhunt	44–42

* Resigned after two games in 1931
** Co-coach with Walt Kiesling of 1944 Card–Pitt. team
*** Co-head coaches
**** Released after 13 games in 1979
***** Released after 11 games in 1989
\+ Released after seven games in 2000.
++ Interim head coach for eight games in 2000; named permanent head coach prior to season finale.

With 44 career victories, Ken Whisenhunt has more wins than any coach in franchise history.

ASSISTANT COACHES (1936-2010)

A

Aiken Ron	Defensive Line	2007–
Alosi, Pete	Asst. Strength & Conditioning	2010–
Atkins, Bill	Defensive Secondary	1980–81
Atkins, Dave	Offensive Coordinator	1994–95
Austin, Bill	Offensive Line/Running Game	1972
Austin, Teryl	Defensive Backs	2007–09

B

Banker, Chuck	Offensive Backfield	1985
	Special Teams/Defensive Assistant	1983–84
	Special Teams	1980–82
Bennett, Leeman	Offensive Backs	1970–71
Bettis, Tom	Defensive Coordinator	1978–84
Blue, Ken	Linebackers	1970
Braden, Marv	Special Teams	1986–89
Bresnahan, Tom	Offensive Line	1986–88
Brooks, Dan	Special Assignments	1977
Brooks, Larry	Defensive Line	2006
Brown, Don	Flexibility and Strength	1979–84
Bush, Frank	Asst. Head Coach/Linebackers	2004–06

C

Capretta, Ryan	Asst. Strength and Conditioning	2003–2005
Carpenter, Lew	Offensive Coordinator/Receivers	1971–72
Carthon, Maurice	Running Backs	2007–08
Caruthers, LeBaron	Strength and Conditioning	1986–89
Cavanaugh, Matt	Quarterbacks	1995
Champion, Jim	Defensive Line	1966, 1974–75
Chryst, Geep	Quarterbacks	1998, 2001–03
	Tight Ends/Quality Control	1996–97
Cioffi, Louie	Defensive Backs	2011–
Clark, Sam	Intern	1991–92
Cochran, Red	Offensive Backs	1968–69
Cottrell, Ted	Linebackers	1994
	Defensive Line	1990–93
Courtright, Rick	Defensive Quality Control/Asst. Secondary	2004–10
Curzi, Jim	Strength	1976

D

Daddio, Bill	Assistant Coach	1952
Davis, Bill	Linebackers/Defensive Coordinator	2007–10
Devlin, Mike	Asst. Off. Line/Off. Quality Control	2000–03
Dewell, Billy	Ends	1950
Douglas, Otis	Line	1955
Dowhower, Rod	Offensive Coordinator	1983–84
	Quarterbacks and Receivers	1973
Drulis, Chuck	Defensive Coordinator/Linebackers	1972
	Defensive Backs	1971
	Defensive Coach	1962–70
	Assistant Coach	1958–61
	Defensive Line	1956–57

E

Elliott, Pete	Offensive Backfield	1978
Evans, Dick	Assistant Coach	1952
Everest, Al	Special Teams	1996–99

F

Fassel, Jim	Offensive Coordinator	1996
Feldman, Rudy	Linebackers	1982–85
Feldman, Rudy	Defensive Line	1978–81
FitzGerald, Jeff	Linebackers	2001–03
	Quality Control	2000
Ford, Robert	Wide Receivers	2004
Forzano, Rick	Offensive Backs/Game Scouting	1966–67

G

Galbraith, Marty	Tight Ends	2003
Gallagher, Dick	Ends	1953
Garrett, John	Quarterbacks	1999–2000
Gibbs, Joe	Offensive Backs	1973–77
Gilmer, Harry	Quarterbacks	1967–69, 81–82
	Quarterbacks and Receivers	1975–80
Glick, Fred	Defensive Secondary	1978–79
Godette, Cary	Defensive Line Assistant	2003
Goldberg, Marshall	Assistant Coach/Chief Scout	1949
Greene, Joe	Defensive Line	1996–2003
Grimm, Chad	Offensive Quality Control	2009–
Grimm, Russ	Asst. Head Coach/Offensive Line/ Run Game Coordinator	2007–

H

Haley, Todd	Offensive Coordinator	2007–08
Hall, Sid	Linebackers	1974–75
	Defensive Line	1973
Hammond, Bobby	Running Backs	1990–91
Handler, Phil	Line	1946–48, 50–51
	Assistant Coach	1936–42
Hanifan, Jim	Offensive Line	1973–78
Hargrave, Carl	Offensive Consultant	2004
	Tight Ends	2005–06
Henderson, Donnie	Defensive Backs	2010
Henke, Ed	Player Coach (Defensive Line)	1963
Hoener, Pete	Offensive Line	2003
	Tight Ends	2001–02
	Tight Ends	1985–86
Horton, Ray	Defensive Coordinator	2011–

I

Isbell, Cecil . . . . . Backfield 1950–51

J

Jackson, Bobby. . . . Running Backs 1992–93
Jamieson, Dick . . . . Offensive Coordinator 1985, 1997
Offensive Backfield 1980–84
Johnson, Jim . . . . . Defensive Backs 1990–93
Defensive Line 1986–89
Jones, Ronnie. . . . . Defensive Coordinator 1994–95
Jorge, Ernie. . . . . Line 1953–54

K

Keane, Tom . . . . . Assistant Coach 1957
Kellison, John . . . . . Assistant Coach/Talent Scout 1955–56
Khayat, Bill . . . . . Offensive Quality Control 2004–06
Kitchens, Freddie . . Tight Ends 2007–
Kruczek, Mike . . . . . Quarterbacks 2004–06
Kuhlmann, Hank . . . Special Teams 2000–03
Tight Ends 1998–99
Running Backs 1986–89
Kwan, Stan . . . . . Sp. Teams Asst./Def. Quality Control. .2001–03

L

Lanham, Paul . . . . . Special Teams 1972
Lawrence, Daryl . . . Asst. Strength and Conditioning 2004–06
Lawrence, Don . . . . Tight Ends 2000
Leach, Bob . . . . . Defensive Line 1971–72
Lemm, Wally. . . . . Assistant Coach 1956, 1959
Lindsay, Everett. . . . Offensive Line 2004–05
Loney, Steve . . . . . Offensive Assistant/Offensive Line 1993; 2006
Lott, John . . . . . Strength & Conditioning 2007–
Lovat, Tom . . . . . Offensive Line 1980–84, 1990–91

M

Marmie, Larry . . . . . Defensive Coordinator 2001–03
Defensive Backs 1996–2000
Martinez, George. . . Running Backs 1995
Quality Control. 1994
Matsko, John . . . . . Offensive Line 1992–93
Mauck, Carl. . . . . Offensive Line 1996–97
McDaniel, LeCharls. . Wide Receivers 1993
McGinnis, Dave. . . . Defensive Coordinator 1996–2000
McLaughlin, Leon . . Special Assistant/Quality Control. 1986–89
Special Assistant to the Head Coach . .1980–85
Special Assistant 1979
McMillan, Ernie. . . . Offensive Line 1985
McNulty, John. . . . . Quarterbacks/Wide Receivers 2009–
Miller, Chris. . . . . Quarterbacks 2009–11
Miller, Mike . . . . . Wide Receivers/Passing Game Coordinator . . .2007–
Offensive Coordinator
Miller, Red. . . . . Offensive Line 1966–70
Milus, Ron . . . . . Defensive Backs 2003
Modkins, Curtis. . . . Running Backs 2009
Moore, Mal . . . . . Wide Receivers 1986–89
Morriss, Guy. . . . . Offensive Line Assistant 1994
Muha, Joe. . . . . Backfield 1954
Murphy, Mike . . . . . Inside Linebackers/Quality Control . . .1991–93
Defensive Assistant/Quality Control. 1990

N

Neal, Dan . . . . . Offensive Line 1994–95
Nixon, Mike. . . . . Assistant Coach 1952
Nowaskey, Bob . . . . Ends 1954–57, 1956

O

O'Dea, Kevin . . . . . Special Teams 2004–05
Olson, Rich . . . . . Offensive Coordinator 2001–02

P

Parker, Buddy . . . . . Special Assistant 1978
Assistant Coach. 1943, 1945–48
Pascale, Joe . . . . . Linebackers 1986–89
Outside Linebackers 1991–93
Defensive Coordinator 1990
Pendergast, Clancy. . Defensive Coordinator 2004–08
Peters, Floyd. . . . . Assistant Head Coach/Defense 1982–85
Pires, Glenn . . . . . Linebackers 1996–2000
Plasman, Dick. . . . . Assistant Coach 1947–49
Plumb, Ted . . . . . Receivers/Tight Ends 1994–95
Tight Ends 1993
Wide Receivers 1990–92
Pollard, Deek. . . . . Defensive Line 2004–05
Polsfoot, Fran . . . . . Wide Receivers 1962–67
Prochaska, Ray . . . . Offensive Line 1962–65
Assistant Coach. 1958–61
Putnam, Duane . . . . Offensive Line 1979–80

R

Raich, Matt . . . . . Defensive Assistant/Linebackers 2007–
Ramsey, Buster. . . . Player Coach (Defense) 1951
Ramsey, Kevin . . . . Defensive Backs 2001–02
Rapp, Vic . . . . . Wide Receivers 1996–2000
Reich, Frank . . . . . Wide Receivers 2012–
Renfro, Mel. . . . . Defensive Backs 1986–87
Rhome, Jerry . . . . . Offensive Coordinator 1990–93
Richards, Ray . . . . . Assistant Coach. 1954
Roberts, Al . . . . . Special Teams 1994–95
Robinson, Tommie. . Running Backs 2010–
Rodriguez, Pete. . . . Special Teams 1990–93
Rogucki, Bob . . . . . Strength and Conditioning. 1990–2003
Roland, Johnny. . . . Running Backs 1997–2003
Rowen, Keith. . . . . Offensive Coordinator 2005–06
Rutledge, Jeff . . . . . Quarterbacks 2007–08
Ryan, Rex . . . . . Linebackers 1995
Defensive Line 1994
Ryan, Rob. . . . . Defensive Backs 1994–95

S

Schlinkman, Walt . . Defensive Backs 1964
Assistant Coach. 1959
Sevier, Wayne . . . . . Special Assignments 1974–75
Shipp, Ken . . . . . Receivers/Game Scouting 1968–70
Shofner, Jim . . . . . Offensive Coordinator 1986–89
Shroyer, Don. . . . . Linebackers 1966–69
Defensive Backs 1963
Offensive Backs. 1962
Shurmur, Fritz. . . . . Defensive Coordinator 1991–93
Simpson, Jackie . . . Defensive Backs 1973
Skipper, Jim . . . . . Running Backs 1996
Slowik, Ryan. . . . . Outside Linebackers/Def. Quality Control . .2009–
Smith, Jerry . . . . . Special Teams 1985
Solari, Mike. . . . . Offensive Line 1989
Solomon, Richard . . Defensive Backs 2004–06
Spencer, Joe . . . . . Offensive Line 1971
Spencer, Kevin . . . . Special Teams 2007–
Stahley, Skip . . . . . Backfield 1963
Stanley, Jim . . . . . Defensive Line 1995
Stuber, Abe . . . . . Assistant/Talent Scout 1965–67
Assistant Coach. 1958
Sullivan, Jerry. . . . . Offensive Coordnator. 2003
Wide Receivers 2001–02
Sweeney, Jim . . . . . Offensive Backfield 1979

T

Thurman, Dennis . . Defensive Backs 1988–89
Thompson, Jerry. . . Special Teams 1978–79
Thompson, Tommy. . Backfield 1955
Thomas, Emmitt . . . Receivers. 1981–85
Thornton, Bill . . . . . Running Backs 1972
Tolbert, Tyke . . . . . Wide Receivers 2003
Townsend, Deshea. . Asst. Defensive Backs 2011–
Trestman, Marc. . . . Offensive Coordinator 1998–2000
Trippi, Charley. . . . . Offensive Backs. 1963–65
Assistant Coach. 1956–57

V

Van Zandt, Lance . . Defensive Backfield 1985
Versaci, Tony. . . . . Special Teams/Special Assignments 1971
Voris, Dick . . . . . Defensive Coordinator/Linebackers 1971
Defensive Line 1968–70

W

Walsh, Charles . . . . Assistant Coach. 1940–41
Ward, Dedric. . . . . Offensive Quality Control. 2007–08
Warhop, George . . . Offensive Line 1998–02
Weber, Chuck . . . . . Defensive Backs 1976–77
Wetzel, Steve . . . . . Strength and Conditioning. 2004–06
Willsey, Ray . . . . . Defensive Coordinator 1973–77
Assistant Coach. 1960–61
Wilson, Kirby . . . . . Running Backs 2004–06
Wilson, Larry . . . . . Player-Coach (Defensive Backs) 1972
Wilson, Mike. . . . . Tight Ends 2004
Wide Receivers 2005–06
Wood, Alex . . . . . Offensive Coordinator 2004
Wylie, Bob. . . . . Offensive Line 2004

Z

Zapalac, Willie. . . . . Defensive Line 1976–77
Zauner, Gary . . . . . Special Teams 2006

CARDINALS RING OF HONOR

ERNIE NEVERS

Pro Football Hall of Fame Class of 1963
Fullback 6-0, 204 (Stanford)
1926-27 Duluth Eskimos, 1929-31 Chicago Cardinals

Ernest Alonzo Nevers … Stanford all-America, 1925 Rose Bowl hero … Lured from pro baseball career by Eskimos … Truly a do-everything iron man, playing 1,714 of 1,740 minutes in 29-game 1926 season … Missed 1928 with injuries, returned with Cardinals, 1929 … Scored NFL record 40 points (six touchdowns, four conversions) in one game against Bears on Thanksgiving Day, 1929 … All-league all five NFL seasons … Player-coach one year in Duluth, two in Chicago … Born June 11, 1903 in Willow River, Minnesota … Died May 3, 1976, at age of 72.

JIMMY CONZELMAN

Pro Football Hall of Fame Class of 1964
Quarterback 6-0, 175 Coach-Owner (Washington University-St. Louis)
1920 Decatur Staleys, 1921-22 Rock Island Independents, 1922-24 Milwaukee Badgers, 1925-26 Detroit Panthers, 1927-30 Providence Steam Roller, 1940-42, 1946-48 Chicago Cardinals

James Gleason Conzelman … Multi-talented, athlete, editor, executive, songwriter, orator … Began NFL career with Staleys, 1920 … Player-coach of four NFL teams in the 1920s, including 1928 champion Providence … Player-coach-owner of Detroit, 1925-26 … Knee injury ended 10-year playing career, 1929 … Coached Cardinals to 1947 NFL Championship, 1948 Western Division crown … Born March 6, 1898 in St. Louis, Missouri … Died July 31, 1970, at age of 72.

JOHN (PADDY) DRISCOLL

Pro Football Hall of Fame Class of 1965
Quarterback 5-11, 160 (Northwestern)
1919 Hammond Pros (pre-NFL), 1920-25 Chicago Cardinals, 1926-29 Chicago Bears

John Leo Driscoll … Triple-threat on attack, flawless on defense … Led Cardinals to 1925 NFL Championship … Dropkicked record four field goals in one game, 1925 … Dropkicked 50-yard field goal, 1924 … Scored 27 points in one game, 1923 … 23 precision punts stymied Red Grange's NFL debut, 1925 … Traded by Cardinals to Bears, 1926, to thwart signing with rival AFL … Sparked Bears for four years … All-NFL six times … Born January 11, 1896, in Evanston, Illinois … Died June 29, 1968, at age 72.

CHARLES W. BIDWILL, SR.

Pro Football Hall of Fame Class of 1967
Owner-Administrator (Loyola-Chicago)
1933-1947 Chicago Cardinals

Charles W. Bidwill, Sr. … Purchased Cardinals' franchise, 1933 … Staunch faith in professional football stood as guiding light during dark depression years … Dealt rival All-America Football Conference most stunning blow with $100,000 signing of two-time Georgia all-America halfback Charley Trippi, 1947 … Built famous "Dream Backfield" but died before it could bring him a Cardinals' championship … Financial help saved Bears' ownership for George Halas, 1932 … Born September 16, 1895, in Chicago, Illinois … Died April 19, 1947, at age of 51.

CHARLEY TRIPPI

Pro Football Hall of Fame Class of 1968
Halfback, Quarterback 6-0, 186 (Georgia)
1947-1955 Chicago Cardinals

Charles Louis Trippi … Cards' No. 1 future draft pick, 1945 … Georgia all-America, 1946 … Played in four Chicago All-Star games as collegian … $100,000 signee during AAFC-NFL war, 1947 … Final link in Cards' famed "Dream Backfield" … Scored two touchdowns in 1947 NFL Championship Game as Cardinals defeated Philadelphia 28-21 … All-NFL, 1948 … Extremely versatile—played halfback five years, quarterback two years, defense two years … Gained nearly 10,000 yards and accounted for 53 touchdowns during Cardinal career … Born December 14, 1922 in Pittston, Pennsylvania.

OLLIE MATSON

Pro Football Hall of Fame Class of 1972
Halfback 6-2, 220 (San Francisco)
1952, 1954-58 Chicago Cardinals, 1959-62 Los Angeles Rams, 1963 Detroit Lions, 1964-66 Philadelphia Eagles

Ollie Genoa Matson … San Francisco all-America … U.S. Olympic medalist in track, 1952 … No. 1 draft pick, 1952 … All-NFL 1954-57 … In six season with Cards, did not miss a game … Rushed for 3,331 yards and 24 touchdowns, caught 130 passes for 2,150 yards and 24 touchdowns … Added nine touchdowns on kick returns … Traded to Rams for nine players, 1959 … Career ledger: 12,844 combined yards, 5,173 yards rushing, 222 receptions, 438 points … Elected to six Pro Bowls … MVP in 1956 Pro Bowl … Born May 1, 1930 in Trinity, Texas.

DICK (NIGHT TRAIN) LANE

Pro Football Hall of Fame Class of 1974
Cornerback 6-1, 194 (Scottsbluff –NE Junior College)
1952-53 Los Angeles Rams, 1954-59 Chicago Cardinals, 1960-65 Detroit Lions

Richard Lane … Joined Rams as free agent after four years in Army … Set NFL interception record (14) as rookie, 1952 … All-NFL six years … Named to seven Pro Bowls … Selected all-time NFL cornerback, 1969 … Career interception record: 68 for 1,207 yards, five touchdowns … Averaged over 20 yards on 30 interception returns for Cardinals, 1960-65 … Gambler on field, spectacular playmaker … Deadly open-field tackler … Very fast, agile, aggressive … Born April 16, 1928 in Austin, Texas … Died January 29, 2002, at age of 73.

MARSHALL GOLDBERG

Halfback, Defensive Back 5-11, 190 (Pittsburgh)
1939-1948 Chicago Cardinals

Two-time all-America at Pittsburgh … All-around performer starred as ball carrier, defensive back, and return specialist … Played with Cardinals 1939-43, 1946-48 … Earned second-team All-Pro notice in 1941 when, at midseason, led the league in rushing, punt and kickoff returns, and interceptions … Key member of Cards' 1947 NFL Championship team … Original member of Cards' "Dream Backfield" of Paul Chrisman, Pat Harder, Charley Trippi, and Elmer Angsman, and Goldberg … Born October 25, 1917 in Elkins, West Virginia … Died April 3, 2006, at age of 88.

NFL AND CARDINALS RECOGNIZE VETERANS DAY AND HONOR MILITARY WITH A "SALUTE TO SERVICE"

The Cardinals took part in the National Football League's "Salute to Service" campaign with their Veterans Day recognition on November 6 when the team hosted the St. Louis Rams.

The Cardinals hosted 140 military volunteers, representing all service branches, and unfurled a field-sized America flag for the National Anthem, which was performed by Navy Petty Officer Steve Powell. In addition, the Colors were presented by the Luke Air Force Base Honor Guard. At halftime, the 36th Army Band from Fort Huachuca performed a patriotic medley while Cardinals Cheerleaders and military personnel paid tribute to veterans.

The National Football League continued its long history of honoring veterans and active duty members of the military with by announcing last year the new annual "Salute to Service" campaign that will occur each November. The "Salute to Service" campaign is designed to unify and elevate the extensive military appreciation work of the NFL and its clubs.

In addition, the NFL and USAA launched the inaugural "Salute to Service" Award, which recognized NFL team representatives who demonstrate an exemplary commitment to honoring and supporting the military community.

The "Salute to Service" campaign aligns with the NFL's long history of supporting America's armed services, including a partnership of more than 45 years with the USO that includes overseas visits to troops and trips to military hospitals nationwide.

In 2010, the NFL and Pat Tillman Foundation established the NFL-Tillman Military Scholar award to annually honor an individual who exemplifies Pat's enduring legacy of service. The scholarship is part of the Tillman Military Scholars program established by the Pat Tillman Foundation to support educational opportunities for veterans and active service members and their spouses. The Tillman Military Scholars program covers direct study-related expenses such as tuition and books, as well as other basic needs such as housing and childcare.

Navy Petty Officer Third Class D'Onior Felton of Clarksdale, Miss., was selected as the 2011 NFL-Tillman Military Scholar. Felton, who is currently a medical student at George Washington University, earned her undergraduate degree at the University of Maryland while serving on active duty.

DAN DIERDORF

Pro Football Hall of Fame Class of 1996
Tackle 6-3, 275 (Michigan)
1971-1983 St. Louis Football Cardinals

Daniel Lee Dierdorf … No. 2 draft pick, 1971 … Michigan all-America … Possessed size, speed, quickness, discipline, intelligence, consistency … Equally effective as pass protector, run blocker … Right tackle, anchored offensive line which led the NFL three years, NFC five years in fewest quarterback sacks allowed … All-Pro five times, played in six Pro Bowls … Named best blocker three years by NFL Players Association … Born June 19, 1949 in Canton, Ohio.



PAT TILLMAN

Safety 5-11, 202 (Arizona State)
1998-2001 Arizona Cardinals

Patrick Daniel Tillman … Seventh round selection (226th overall) in 1998 NFL Draft out of Arizona State … Former college linebacker converted to safety … Was a fierce competitor who defied odds to become a three-year starting safety that set a franchise single-season record with 224 tackles in 2000 … Finished four-year career with 478 tackles (247 solos) … Tillman turned down a three-year contract and left the Cardinals prior to the 2002 season to enlist in the U.S. Army and become a member of the elite Army Ranger unit … He was killed in action on April 22, 2004 in Afghanistan ... His jersey #40 became the fifth retired number in team history ... Born November 6, 1976 in Fremont, California.



LARRY WILSON

Pro Football Hall of Fame Class of 1978
Free Safety 6-0, 190 (Utah)
1960-1972 St. Louis Football Cardinals

Lawrence Frank Wilson … Two-way star at Utah, No. 7 draft pick, 1960 … Cat-like defender, exceptional team leader … Became NFL's top free safety, made "safety blitz" famous … All-NFL six times, played in eight Pro Bowls … Interceptions in seven straight games, led NFL with 10 thefts, 1966 … In 1965 vs. Pittsburgh, with casts on two broken hands, intercepted a pass to set up go-ahead touchdown in 21-17 victory … 52 career interceptions, 800 return yards, five touchdowns … Career as Cardinal stretched from 1960 rookie season through retirement as team vice president in 2003 … Born May 24, 1938, in Rigby, Idaho.



ROGER WEHRLI

Pro Football Hall of Fame Class of 2007
Cornerback 6-0, 190 (Missouri)
1969-1982 St. Louis Football Cardinals

Roger Russel Wehrli … Missouri all-America and Cardinals' first-round draft choice in 1969 … Day-one starter as a rookie … Flawless technician in pass coverage … Appeared in 193 games and amassed 40 career interceptions, franchise record-tying 19 fumble recoveries … Named to NFL's All-Decade Team of the 1970s … Selected to seven Pro Bowls, named All-Pro five times … Defensive cornerstone for the exciting Cardinals teams of the mid-70s that forged a three-year record of 31-11 (10-4, 11-3, 10-4) from 1974-76 … Born November 26, 1947 in New Point, Missouri.

AENEAS WILLIAMS

Cornerback 5-11, 200 (Southern)
1991-2000 Arizona Cardinals

Aeneas Demetrius Williams ... Third round selection (59th overall) in the 1991 NFL Draft out of Southern University ... Played in every game as a Cardinal, starting all but one including 157 consecutive starts ... Named to NFL team of the 1990's ... Was a six-time pro-bowler (1994-99), including the first four as a starter ... Led or shared the NFC interception lead among cornerbacks three-times (1991-4, 1994-9, 1997-4) ... Seven-time Cardinal interceptions leader or co-leader 1991, '94-97, '99-00) ... Second in Cards all-time interception list with 46 career interceptions ... Holds franchise record with six career interception returns for touchdowns … one of 10 finalists for induction into the Pro Football Hall of Fame in 2012.

PRO BOWL SELECTIONS BY YEAR

(Year represents the season for which they were selected, not the year the game was played)

1938 . . . Gaynell Tinsley, E
1939 . . . Tony Blazine, T; Phil Dougherty, C; Jimmy Lawrence, HB; Bill Smith, E
1940 . . . Ki Aldrich, C; John Shirk, E
1941 . . . Ray Apolskis, C; Bill Dewell, E; Joe Kuharich, G
1942 . . . Frank Ivy, E
1950 . . . Elmer Angsman, HB; Bob Dove, E; Bill Fischer, G; Pat Harder, FB; Jim Hardy, QB; Bob Shaw, E
1951 . . . Bill Fischer, G; Fran Polsfoot, E; Tom Wham, E
1952 . . . Bill Fischer, G; Ollie Matson, HB; Charley Trippi, QB-HB
1953 . . . Johnny Olszewski, FB; Don Paul, HB-S; Bill Svoboda, HB; Charley Trippi, QB-HB
1954 . . . Jerry Groom, T; Dick Lane, DB; Ollie Matson, HB
1955 . . . Dick Lane, DB; Ollie Matson, HB; Jerry Olszewski, FB; Fred Wallner, G
1956 . . . Lindon Crow, DB; Ollie Matson, HB; Dick Lane, DB; Leo Sanford, LB-C; Jack Simmons, C
1957 . . . Lindon Crow, DB; Ollie Matson, HB; Leo Sanford, LB-C
1958 . . . Dick Lane, DB; Ollie Matson, HB; Gern Nagler, E; Leo Sugar, DE
1959 . . . John David Crow, HB; Frank Fuller, T; Jerry Norton, S; Ken Panfil, T
1960 . . . John David Crow, HB; Jimmy Hill, DB; Leo Sugar, DE; Jerry Norton, S; Sonny Randle, SE
1961 . . . Ken Gray, G; Jimmy Hill, DB; Jerry Norton, S; Sonny Randle, SE; Billy Stacy, DB
1962 . . . John David Crow, HB; Jimmy Hill, DB; Bill Koman, DE; Sonny Randle, SE; Larry Wilson, S
1963 . . . Bob DeMarco, C; Ken Gray, G; Charley Johnson, QB; Dale Meinert, LB; Larry Wilson, S
1964 . . . Bobby Joe Conrad, FL; Pat Fischer, CB; Irv Goode, G; Ken Gray, G; Bill Koman, DE
1965 . . . Jim Bakken, K; Bob DeMarco, C; Pat Fischer, CB; Ernie McMillan, T; Dale Meinert, LB; Sonny Randle, SE; Sam Silas, DT; Larry Wilson, S
1966 . . . Ken Gray, G; Bob Reynolds, T; Joe Robb, DE; Johnny Roland, HB; Jackie Smith, TE; Jerry Stovall, DB; Chuck Walker, DT; Larry Wilson, S
1967 . . . Jim Bakken, K; Ken Gray, G; Bob DeMarco, C; Irv Goode, G; Ernie McMillan, T; Dale Meinert, LB; Johnny Roland, HB*; Jackie Smith, TE; Jerry Stovall, DB; Larry Wilson, S
1968 . . . Don Brumm, DE; Ken Gray, G; Bob Reynolds, T; Bob Rowe, DT; Jackie Smith, TE; Larry Wilson, S
1969 . . . Ernie McMillan, T; Bob Reynolds, T; Jackie Smith, TE; Jerry Stovall, DB; Larry Wilson, S
1970 . . . MacArthur Lane, RB; Ernie McMillan, T; Jackie Smith, TE; Larry Stallings, LB; Roger Wehrli, DB; Larry Wilson, DB
1971 . . . Roger Wehrli, DB
1974 . . . Dan Dierdorf, T; Mel Gray, WR; Jim Hart, QB; Terry Metcalf, RB; Roger Wehrli, CB
1975 . . . Jim Bakken, K; Tom Banks, C; Dan Dierdorf, T; Conrad Dobler, G; Mel Gray, WR; Jim Hart, QB; Terry Metcalf, RB; Jim Otis, RB; Roger Wehrli, CB
1976 . . . Jim Bakken, K; Tom Banks, C; Leo Brooks, DT; Dan Dierdorf, T; Conrad Dobler, G; Mel Gray, WR; Jim Hart, QB; Roger Wehrli, CB
1977 . . . Tom Banks, C; Conrad Dobler, G; Dan Dierdorf, T; Mel Gray, WR; Jim Hart, QB; Terry Metcalf, RB; Roger Wehrli, CB
1978 . . . Tom Banks, C; Dan Dierdorf, T; Bob Young, G
1979 . . . Ottis Anderson, RB; Roger Wehrli, CB; Bob Young, G
1980 . . . Ottis Anderson, RB; Dan Dierdorf, T; Pat Tilley, WR*
1983 . . . Carl Birdsong, P; Roy Green, WR
1984 . . . Roy Green, WR; E.J. Junior, ILB; Neil Lomax, QB
1985 . . . E.J. Junior, ILB
1986 . . . Vai Sikahema, PR; Ron Wolfley, ST
1987 . . . Neil Lomax, QB; Luis Sharpe, T; Vai Sikahema, KR; Ron Wolfley, ST
1988 . . . Luis Sharpe, T; Ron Wolfley, special teams; J.T. Smith, WR
1989 . . . Rich Camarillo, P; Tim McDonald, SS; Luis Sharpe, T; Ron Wolfley, ST
1990 . . . Johnny Johnson, RB
1991 . . . Rich Camarillo, P; Tim McDonald, SS*
1992 . . . Johnny Bailey, KR; Rick Camarillo, P; Robert Massey, CB; Tim McDonald, SS
1993 . . . Rich Camarillo, P.
1994 . . . Aeneas Williams, CB; Seth Joyner, OLB
1995 . . . Aeneas Williams, CB; Eric Swann, DT; Larry Centers, FB; Jeff Feagles, P
1996 . . . Lomas Brown, T; Larry Centers, FB; Eric Swann, DT; Aeneas Williams, CB
1997 . . . Rob Moore, WR; Aeneas Williams, CB
1998 . . . Aeneas Williams, CB
1999 . . . Simeon Rice, DE; Aeneas Williams, CB
2000 . . . Scott Player, P
2001 . . . David Boston, WR
2003 . . . Anquan Boldin, WR
2004 . . . Bertrand Berry, DE
2005 . . . Larry Fitzgerald, WR; Neil Rackers, K
2006 . . . Anquan Boldin, WR; Adrian Wilson, SS
2007 . . . Darnell Dockett, DT; Larry Fitzgerald, WR
2008 . . . Anquan Boldin, WR; Larry Fitzgerald, WR; Sean Morey, ST; Kurt Warner, QB; Adrian Wilson, SS
2009 . . . Darnell Dockett, DT; Larry Fitzgerald, WR; Dominique Rodgers-Cromartie, CB; Antrel Rolle, FS; Adrian Wilson, SS
2010 . . . Darnell Dockett, DT; Larry Fitzgerald, WR; Adrian Wilson, SS
2011 . . . Larry Fitzgerald, WR; Patrick Peterson, KR; Adrian Wilson, SS

YEAR-BY-YEAR LEAGUE OFFENSIVE RANKINGS SINCE 1970 MERGER

Year	Total	Rush	Pass	Year	Total	Rush	Pass
2011	19	24	17	1990	18	12	19
2010	31	32	31	1989	25	26	15
2009	14	28	12	1988	4	13	5
2008	4	32	2	1987	6	15	6
2007	12	29	5	1986	26	14	22
2006	18	30	10	1985	17	15	18
2005	8	32	1	1984	3	9	3
2004	27	22	24	1983	17	7	24
2003	27	29	23	1982	23	7	26
2002	27	15	29	1981	19	9	22
2001	18	27	13	1980	22	9	25
2000	24	27	17	1979	10	3	20
1999	29	29	27	1978	7	25	4
1998	13	21	8	1977	7	12	2
1997	24	30	10	1976	3	8	5
1996	13	25	6	1975	5t	6	6
1995	24	29	17	1974	10	13	7
1994	25	17	21	1973	12	22	5
1993	8	11	9	1972	25	26	18t
1992	17	26	13	1971	14	21	5
1991	27	26	26	1970	3	6	9

ALPHABETICAL PRO BOWLERS

Name	Pos	Selections	Year
Ki Aldrich	C	1	1940
Ottis Anderson	RB	2	1979-80
Elmer Angsman	HB	1	1950
Ray Apolskis	C	1	1941
Johnny Bailey	KR	1	1992
Jim Bakken	K	4	1965, 1967, 1975-76
Tom Banks	C	4	1975-78
Bertrand Berry	DE	1	2004
Carl Birdsong	P	1	1983
Tony Blazine	T	1	1939
Anquan Boldin	WR	3	2003, 2006, 2008
David Boston	WR	1	2001
Leo Brooks	DT	1	1976
Lomas Brown	T	1	1996
Don Brumm	DE	1	1968
Rich Camarillo	P	4	1989, 1991-93
Larry Centers	FB	2	1995*, 1996
Bobby Joe Conrad	FL	1	1964
John David Crow	HB	3	1959-60, 1962
Lindon Crow	DB	2	1956-57
Bob DeMarco	C	3	1963, 1965, 1967*
Bill Dewell	E	1	1941
Dan Dierdorf	T	6	1974-78, 1980
Conrad Dobler	G	3	1975-77
Darnell Dockett	DT	3	2007, 2009, 2010
Phil Dougherty	C	1	1939
Bob Dove	E	1	1950
Jeff Feagles	P	1	1995
Bill Fischer	G	3	1950-52
Pat Fischer	CB	2	1964-65
Larry Fitzgerald	WR	6	2005, 2007, 2008, 2009*, 2010, 2011
Frank Fuller	T	1	1959
Irv Goode	G	2	1964, 1967
Ken Gray	G	6	1961, 1963-64, 1966-68
Mel Gray	WR	4	1974-77
Roy Green	WR	2	1983-84
Jerry Groom	T	1	1954
Pat Harder	FB	1	1950
Jim Hardy	QB	1	1950
Jim Hart	QB	4	1974-77
Jimmy Hill	DB	3	1960-62
Frank Ivy	E	1	1942
Charley Johnson	QB	1	1963
Johnny Johnson	RB	1	1990
Seth Joyner	LB	1	1994
E.J. Junior	LB	2	1984-85
Bill Koman	DE	2	1962, 1964
Joe Kuharich	G	1	1941
Dick Lane	DB	4	1954-56, 1958
MacArthur Lane	RB	1	1970
Jimmy Lawrence	HB	1	1939
Neil Lomax	QB	2	1984, 1987
Robert Massey	CB	1	1992
Ollie Matson	HB	6	1952, 1954-57, 1958
Tim McDonald	S	3	1989, 1991*, 1992
Eric McMillan	T	4	1965, 1967, 1969-70
Dale Meinert	LB	3	1963, 1965, 1967
Terry Metcalf	RB	3	1974-75, 1977
Rob Moore	WR	1	1997
Sean Morey	ST	1	2008
Gern Nagler	E	1	1958
Jerry Norton	S	3	1959, 1960-61
Johnny Olszewski	FB	2	1953, 1955
Jim Otis	RB	1	1975
Ken Panfil	T	1	1959
Don Paul	HB-S	1	1953
Patrick Peterson	KR	1	2011
Scott Player	P	1	2000
Fran Polsfoot	E	1	1951
Neil Rackers	K	1	2005
Sonny Randle	SE	4	1960-62, 1965
Bob Reynolds	T	3	1966, 1968-69
Simeon Rice	DE	1	1999
Joe Robb	DE	1	1966
Dominique Rodgers-Cromartie	CB	1	2009*
Johnny Roland	HB	2	1966, 1967*
Antrel Rolle	FS	1	2009
Bob Rowe	DT	1	1968
Leo Sanford	LB-C	2	1956-57
Luis Sharpe	T	3	1987-89
Bob Shaw	E	1	1950
John Shirk	E	1	1940
Vai Sikahema	KR	2	1986-87
Sam Silas	DT	1	1965
Jack Simmons	C	1	1956
Bill Smith	E	1	1939
J.T. Smith	KR-WR	1	1988
Jackie Smith	TE	5	1966-70
Billy Stacy	DB	1	1961
Larry Stallings	LB	1	1970
Jerry Stovall	DB	3	1966-67, 1969
Leo Sugar	DE	2	1958, 1960
Bill Svoboda	HB	1	1953
Eric Swann	IL	2	1995-96
Pat Tilley	WR	1	1980*
Gaynell Tinsley	E	1	1938
Charley Trippi	QB-HB	2	1952-53
Chuck Walker	DT	1	1966
Fred Wallner	G	1	1955
Kurt Warner	QB	1	2008
Roger Wehrli	CB	7	1970-71, 1974-77, 1979
Tom Wham	E	1	1951
Aeneas Williams	CB	6	1994-99
Adrian Wilson	SS	5	2006, 2008, 2009*, 2010, 2011
Larry Wilson	S	8	1962-63, 1965-70
Ron Wolfley	ST	4	1986-89
Bob Young	G	2	1978-79

* Selected but did not play

Note: The year listed indicates the season for which a player was selected and not the year in which the game was played

YEAR-BY-YEAR LEAGUE DEFENSIVE RANKINGS SINCE 1970 MERGER

Year	Total	Rush	Pass	Year	Total	Rush	Pass
2011	18	21	17	1990	18	26	8
2010	29	30	23	1989	26	27	22
2009	20	17	23	1988	14	16	12
2008	19	16	22	1987	25	19	25
2007	17	9	28	1986	4	25	1
2006	29	16	30	1985	15	24	8
2005	8	10	12	1984	8	14	9
2004	12	27	9	1983	6	8	14
2003	26	19	29	1982	14t	12	7
2002	29	30	28	1981	23	25	16
2001	28	24	26	1980	19	16	20
2000	30	30	11	1979	16	14	16
1999	22	30	10	1978	13	19t	7t
1998	21	20	17	1977	24	22	26
1997	27	27	15	1976	12	12	15
1996	21	21	21	1975	18	10	24
1995	26	30	15	1974	17	15	19
1994	3	4	4	1973	26	17	26
1993	21	19	19	1972	25	20	25
1992	24	10	27	1971	20	18	21
1991	16	26	7	1970	10	16	7

ALL-TIME PLAYER OF THE WEEK SELECTIONS, 1984-2011

1984		
Neil Lomax	Offensive	Oct. 7 at Dallas (Week 6)
Ottis Anderson	Offensive	Nov. 18 at N.Y. Giants (Week 12)
E.J. Junior	Defensive	Nov. 25 vs. Philadelphia (Week 13)
Neil Lomax	Offensive	Dec. 16 at Washington (Week 16)
1985		
Leonard Smith	Defensive	Nov. 4 vs. Dallas (Week 9)
Lonnie Young	Defensive	Dec. 8 vs. New Orleans (Week 14)
1986		
Leonard Smith	Defensive	Dec. 7 at Philadelphia (Week 14)
1987		
Curtis Greer	Defensive	Sept. 13 at Dallas (Week 1)
Neil Lomax	Offensive	Dec. 20 at Tampa Bay (Week 15)
1988		
Neil Lomax	Offensive	Oct. 2 at L.A. Rams (Week 5)
Freddie Joe Nunn	Defensive	Oct. 30 at Dallas (Week 9)
Roy Green	Offensive	Nov. 13 vs. N.Y. Giants (Week 11)
1989		
Tim McDonald	Defensive	Nov. 12 vs. Dallas (Week 10)
1991		
Tim McDonald	Defensive	Oct. 20 vs. Atlanta (Week 8)
1992		
Robert Massey	Defensive	Oct. 4 vs. Washington (Week 5)
Johnny Johnson	Offensive	Nov. 8 at L.A. Rams (Week 10)
1993		
Johnny Bailey	Special Teams	Sept. 12 at Washington (Week 2)
Eric Swann	Defensive	Oct. 17 vs. Washington (Week 7)
Ron Moore	Offensive	Dec. 5 vs. L.A. Rams (Week 14)
Ron Moore	Offensive	Dec. 26 vs. N.Y. Giants (Week 17)
1994		
Aeneas Williams	Defensive	Oct. 16 at Washington (Week 7)
Seth Joyner	Defensive	Nov. 20 vs. Philadelphia (Week 12)
1995		
Jeff Feagles	Specials Teams	Nov. 26 vs. Atlanta (Week 13)
1996		
LeShon Johnson	Offensive	Sept. 22 at New Orleans (Week 4)
Kent Graham	Offensive	Sept. 29 vs. St. Louis (Week 5)
Boomer Esiason	Offensive	Nov. 10 at Washington (Week 11)
Boomer Esiason	Offensive	Nov. 24 vs. Philadelphia (Week 13)
1997		
Aeneas Williams	Defensive	Sept. 7 vs. Dallas (Week 2)
1998		
Simeon Rice	Defensive	Sept. 20 vs. Philadelphia (Week 3)
Ronald McKinnon	Defensive	Oct. 11 vs. Chicago (Week 6)
Joe Nedney	Special Teams	Nov. 8 vs. Washington (Week 10)
Tommy Bennett	Defensive	Dec. 13 at Philadelphia (Week 15)
Chris Jacke	Special Teams	Dec. 20 vs. New Orleans (Week 16)
Kwamie Lassiter	Defensive	Dec. 27 vs. San Diego (Week 17)
1999		
Chris Jacke	Special Teams	Sept. 12 at Philadelphia (Week 1)
2000		
Jake Plummer	Offensive	Sept. 10 vs. Dallas (Week 2)
Aeneas Williams	Defensive	Nov. 5 vs. Washington (Week 10)
2001		
Bill Gramatica	Special Teams	Nov. 18 vs. Detroit (Week 11)
Bill Gramatica	Special Teams	Nov. 25 at San Diego (Week 12)
2002		
MarTay Jenkins	Special Teams	Sept. 15 at Seattle (Week 2)
Bill Gramatica	Special Teams	Oct. 6 at Carolina (Week 5)
Adrian Wilson	Defensive	Oct. 20 vs. Dallas (Week 7)
2003		
Dexter Jackson	Defensive	Sept. 21 vs. Green Bay (Week 3)
2004		
Adrian Wilson	Defensive	Oct. 3 vs. New Orleans (Week 4)
Neil Rackers	Special Teams	Oct. 24 vs. Seattle (Week 7)
Bertrand Berry	Defensive	Nov. 14 vs. N.Y. Giants (Week 10)
2005		
Kurt Warner	Offensive	Nov. 20 at St. Louis (Week 11)
Neil Rackers	Special Teams	Oct. 2 vs. San Francisco (Week 4)
2006		
Kurt Warner	Offensive	Sept. 10 vs. San Francisco (Week 1)
2007		
Steve Breaston	Special Teams	Sept. 30, vs. Pittsburgh (Week 4)
Rod Hood	Defensive	Oct. 7 at St. Louis (Week 5)
Karlos Dansby	Defensive	Nov. 11 vs. Detroit (Week 10)
Antrel Rolle	Defensive	Nov. 18 at Cincinnati (Week 11)
Antrel Rolle	Defensive	Dec. 30 vs. St. Louis (Week 17)
2008		
Kurt Warner	Offensive	Sept. 14 vs. Miami (Week 2)
Sean Morey	Special Teams	Oct. 12 vs. Dallas (Week 6)
Antrel Rolle	Defensive	Nov. 2 at St. Louis (Week 9)
Neil Rackers	Special Teams	Nov. 16 at Seattle (Week 11)
Gerald Hayes	Defensive	Dec. 7 vs. St. Louis (Week 14)
2009		
Calais Campbell	Special Teams	Sept. 20 at Jacksonville (Week 2)
Dominique Rodgers-Cromartie	Defensive	Oct. 11 vs. Houston (Week 5)
Adrian Wilson	Defensive	Oct. 25 at New York Giants (Week 7)
Kurt Warner	Offensive	Nov. 8 at Chicago (Week 9)
LaRod Stephens-Howling	Special Teams	Nov. 29 at Tennessee (Week 12)
Kurt Warner	Offensive	Dec. 6 vs. Minnesota (Week 13)
Ben Graham	Special Teams	Dec. 20 at Detroit (Week 15)
2010		
Adrian Wilson	Defensive	Sept. 12 at St. Louis (Week 1)
Jay Feely	Special Teams	Dec. 12 vs. Denver (Week 14)
2011		
Patrick Peterson	Special Teams	Nov. 6 vs. St. Louis (Week 9)
Larry Fitzgerald	Offensive	Nov. 13 at Philadelphia (Week 10)
Patrick Peterson	Special Teams	Nov. 27 at St. Louis (Week 12)

OVERTIME GAMES

Total OT Games: 40
Record: 23-15-2
Home: 17-8-1
Road: 6-7-1
Winning the Toss: 12-9-2
Losing the Toss: 11-6

Date	Opponent	Result	Game-winning score	Coin Toss
Sun., Jan. 1, 2012	Seattle Seahawks	W, 23-20	28-yard Jay Feely FG (5:59)	Lost
Sun., Dec. 18, 2011	Cleveland Browns	W, 20-17	22-yard Jay Feely FG (10:56)	Lost
Sun., Dec. 4, 2011	Dallas Cowboys	W, 19-13	52-yard TD pass, Kevin Kolb to LaRod Stephens-Howling	Won
Sun., Nov. 6, 2011	St. Louis Rams	W, 19-13	99-yard Patrick Peterson punt return TD	Lost
Sun., Nov. 7, 2010	at Minnesota Vikings	L, 24-27	35-yard Ryan Longwell FG (9:49)	Won
Sun., Jan. 10, 2010	*Green Bay Packers*	*W, 51-45*	*Dansby 17-yard TD on fumble caused by M. Adams sack (13:42)*	*Lost*
Sun., Oct. 12, 2008	Dallas Cowboys	W, 30-24	M. Beisel 3-yard TD return on S. Morey blocked punt (14:05)	Lost
Sun., Dec. 23, 2007	Atlanta Falcons	W, 30-27	31-yard Neil Rackers FG (9:30)	Won
Sun., Nov. 25, 2007	San Francisco 49ers	L, 31-37	Banta-Cain fumble recovery in endzone (4:56)	Won
Sun., Dec. 12, 2004	San Francisco 49ers	L, 28-31	31-yard Todd Peterson FG (6:22)	Lost
Sun., Oct. 10, 2004	at San Francisco 49ers	L, 28-31	32-yard Todd Peterson FG (3:23)	Lost
Sun., Nov. 30, 2003	St. Louis Rams	L, 27-30	49-yard Jeff Wilkins FG (3:38)	Lost
Sun., Oct. 26, 2003	San Francisco 49ers	W, 16-13	39-yard Tim Duncan FG (4:59)	Won
Sun., Dec. 8, 2002	Detroit Lions	W, 23-20	42-yard Bill Gramatica FG (4:12)	Won
Sun., Oct. 20, 2002	Dallas Cowboys	W, 9-6	40-yard Bill Gramatica FG (11:45)	Lost
Sun., Dec. 2, 2001	at Oakland Raiders	W, 34-31	36-yard Bill Gramatica FG (7:29)	Lost
Sun., Dec. 13, 1998	at Philadelphia Eagles	W, 20-17	32-yard Chris Jacke FG (4:30)	Won
Sun., Nov. 30, 1997	Pittsburgh Steelers	L, 20-26	10-yard Jerome Bettis TD run (5:34)	Won
Sun., Oct. 19, 1997	at Philadelphia Eagles	L, 10-13	24-yard Chris Boniol FG (4:02)	Won
Sun., Sept. 14, 1997	at Washington Redskins	L, 13-19	40-yard TD pass, Gus Frerotte to Michael Westbrook (1:36)	Won
Sun., Sept. 7, 1997*	Dallas Cowboys	W, 25-22	20-yard Kevin Butler FG (8:30)	Lost
Sun., Nov. 10, 1996	at Washington Redskins	W, 37-34	32-yard Kevin Butler FG (14:27)	Won
Sun., Sept. 29, 1996	St. Louis Rams	W, 31-28	24-yard Greg Davis FG (1:54)	Won
Sun., Nov. 26, 1995	Atlanta Falcons	W, 40-37	28-yard Greg Davis FG (1:43)	Lost
Sun., Nov. 12, 1995	Minnesota Vikings	L, 24-30	50-yard TD pass, Warren Moon to Qadry Ismail (2:16)	Lost
Sun., Oct. 29, 1995	Seattle Seahawks	W, 20-14	72-yard Lorenzo Lynch INT return (11:16)	Won
Sun., Oct. 8, 1995	at New York Giants	L, 21-27	58-yard Jessie Armstead INT return (4:05)	Won
Sun., Nov. 27, 1994	Chicago Bears	L, 16-19	27-yard Kevin Butler FG (8:11)	Won
Sun., Oct. 30, 1994	Pittsburgh Steelers	W, 20-17	51-yard Greg Davis FG (1:40)	Lost
Sun., Oct. 16, 1994	at Washington Redskins	W, 19-16	29-yard Todd Peterson FG (10:00)	Lost
Sun., Dec. 19, 1993	at Seattle Seahawks	W, 30-27	41-yard Greg Davis FG (6:45)	Won
Sun., Dec. 7, 1986	at Philadelphia Eagles	T, 10-10	None	Won
Sun., Sept. 8, 1985	at Cleveland Browns	W, 27-24	35-yard Neil O'Donoghue FG (5:27)	Won
Mon., Oct. 24, 1983	New York Giants	T, 20-20	None	Won
Sun., Nov. 9, 1980	Atlanta Falcons	L, 27-33	21-yard Ray Strong TD run (4:20)	Lost
Sun., Sept. 14, 1980	at San Francisco 49ers	L, 21-24	33-yard Ray Wersching FG (4:12)	Won
Sun., Oct. 15, 1978	Dallas Cowboys	L, 21-24	27-yard Rafael Septien FG (3:28)	Lost
Sun., Oct. 31, 1976	San Francisco 49ers	W, 23-20	21-yard Jim Bakken FG (6:42)	Won
Sun., Nov. 16, 1975	Washington Redskins	W, 20-17	37-yard Jim Bakken FG (7:00)	Won
Sun., Sept. 28, 1975	at Dallas Cowboys	L, 31-37	3-yard TD pass, Roger Staubach, to Billy Jo DuPree (7:53)	Won

* Sunday Night Football

JAN. 1, 2012

Arizona 23, Seattle 20, at Arizona: Seahawks win the toss. Washington returns kick to Seattle 40. Seahawks lose one yard in three plays. Ryan punts 46 yards and Peterson returns 4 yards to Arizona 19. Cardinals drive to Seattle 10. Feely kicks 28-yard field goal at 5:59.

DEC. 18, 2011

Arizona 20, Cleveland 17, at Arizona: Browns win the toss. Touchback. Browns drive to Cleveland 34. Maynard punts 38 yards and Peterson returns punt 32 yards to Cleveland 40. Cardinals drive to Cleveland 4. Feely kicks 22-yard field goal at 10:56.

DEC. 4, 2011

Arizona 19, Dallas 13, at Arizona: Cardinals win the toss. Touchback. Cardinals drive to Arizona 48. Stephens-Howling catches a short pass from Kolb and goes 52 yards for a touchdown at 11:43.

NOV. 6, 2011

Arizona 19, St. Louis 13, at Arizona: Rams win the toss. Porter returns kick to St. Louis 27. Rams drive to St. Louis 45. Jones punts 54 yards and Peterson returns punt 99 yards for a touchdown at 13:03.

NOV. 7, 2010

Minnesota 27, Arizona 24, at Minnesota; Arizona wins the toss. Stephens-Howling returns kick to Arizona 27. After an incompletion and two sacks of Derek Anderson, Ben Graham punts out of bounds at Minnesota 31. Minnesota drives to Arizona 18. Ryan Longwell kicks 35-yard field goal at 9:49.

JAN. 10, 2010 (WILD CARD)

Arizona 51, Green Bay 45, at Arizona; Packers win the toss. Green Bay begins overtime drive at its own 20-yard line. After an incompletion and a short gain, M. Adams sacks Rodgers on 3rd-n-6, forcing a fumble. Dansby picks loose ball out of the air and returns the fumble 17 yards for the game-winning touchdown at 13:42.

OCT. 12, 2008

Arizona 30, Dallas 24, at Arizona; Cowboys win the toss. Austin returns kick to Dallas 22. Cowboys drive loses seven yards on Okeafor sack and forced fumble of Romo that Romo recovers at Dallas 15. Morey blocks McBriar punt and Beisel returns it three yards for a touchdown at 14:05.

DEC. 23, 2007

Arizona 30, Atlanta 27, at Arizona; Cardinals win the toss. Breaston returns kick to Arizona 29. Cardinals drive to Atlanta 13. Rackers kicks 31-yard field goal at 9:30.

NOV. 25, 2007

San Francisco 37, Arizona 31, at Arizona; Cardinals win the toss. Breaston returns kick to Arizona 21. Cardinals drive to San Francisco 49. Barr punts 17 yards out of bounds at San Francisco 32. 49ers drive to San Francisco 35. Lee punts 49 yards to Arizona 16. Breaston returns 27 yards to Arizona 43, but penalty on Patrick moves Cardinals back to Arizona 8. Cardinals drive to San Francisco 14. Rackers misses 32-yard field goal, 49ers take over on San Francico 24. 49ers drive to San Francisco 39. Lee punts 59 yards to Arizona 2. Breaston returns 13 yards to Arizona 15, but penalty on Patrick moves Cardinals back to Arizona 3. Warner sacked by Fields which forces fumble recovered by Banta-Cain for a touchdown at 4:56.

DEC. 12, 2004

San Francisco 31, Arizona 28, at Arizona; 49ers win the toss. Touchback. 49ers drive to Arizona 37. Lee punts to 34 yards and is downed at Arizona 3. Cardinals drive to own 7. Player punts 51 yards and is returned to Arizona 49. 49ers drive to own 13. Peterson kicks 31-yard field goal at 6:22.

OCT. 10, 2004
San Francisco 31, Arizona 28, at San Francisco; 49ers win the toss. Jackson returns kick 14 yards to San Francisco 39. 49ers drive to Arizona 14. Peterson kicks 32-yard field goal at 3:23.

NOV. 23, 2003
St. Louis 30, Arizona 27, at Arizona; Rams win toss. Harris returns kick to St. Louis 14. Rams drive to Arizona 31. Wilkins kicks 49-yard field goal at 3:38.

OCT. 26, 2003
Arizona 16, San Francisco 13, at Arizona; Cardinals win toss. 49ers' Pochman kicks out of bounds. Cardinals take possession at Arizona 40 and drive to San Francisco 22. Duncan kicks 39-yard field goal at 4:59.*

DEC. 8, 2002
Arizona 23, Detroit 20, at Arizona; Arizona wins toss. Hanson kicks 64 yards. Kasper returns 19 yards to Arizona 30. Cardinals drive to Detroit 24. Gramatica's 42-yard field-goal attempt is good at 4:12.

OCT. 20, 2002
Arizona 9, Dallas 6, at Arizona; Dallas wins toss. Swinton returns kickoff 26 yards to Dallas 24. Cowboys drive to Dallas 29. Knorr punts 45 yards to Arizona 26. Jackson returns 5 yards to Arizona 31. Cardinals drive to Dallas 38. Player punts 38 yards into end zone. Cowboys take over at Dallas 20. Cowboys drive to Arizona 49. Knorr punts 31 yards to Arizona 18. Fair catch by Jackson. Cardinals drive to Dallas 22. Gramatica's 40-yard field goal is good at 11:45.

DEC. 2, 2001
Arizona 34, Oakland 31, at Oakland; Raiders win toss. Gramatica's kickoff is a touchback. Raiders drive to Oakland 40. Lechler punts 37 yards to Arizona 23. Cardinals drive to Arizona 48. Stanley punts 29 yards to Oakland 23. Woods recovers Dunn fumble on Oakland 25. Arizona drives to Oakland 18. Gramatica kicks 36-yard field goal at 7:29.

DEC. 13, 1998
Arizona 20, Philadelphia 17, at Philadelphia; Cardinals win toss. Boniol's kickoff is returned by Metcalf to Arizona 28. Cardinals drive to Philadelphia 15 where Jacke kicks 32-yard field goal at 4:30.

NOV. 30, 1997
Pittsburgh 26, Arizona 20, at Arizona; Cardinals win toss. K. Williams returns kickoff 11 yards to Arizona 23. Cardinals drive to Arizona 18 where Feagles punts 43 yards. Hawkins returns punt 9 yards to Pittsburgh 48. Steelers drive to Arizona 10 where Bettis scores on a 10-yard touchdown run at 5:34.

OCT. 19, 1997
Philadelphia 13, Arizona 10, at Philadelphia; Cardinals win toss. K. Williams returns kickoff 28 yards to Arizona 42. Cardinals drive to Philadelphia 48. Feagles punts 48 yards for touchback. Eagles drive to Arizona 7 where Boniol kicks 24-yard field goal at 4:02.

SEPT. 14, 1997
Washington 19, Arizona 13, at Washington; Cardinals win toss. K. Williams returns kickoff 27 yards to Arizona 34. Cardinals drive to Arizona 40. McElroy fumbles. Redskins drive to Arizona 40. Westbrook catches 40-yard touchdown pass from Frerotte at 1:36.

SEPT. 7, 1997
Arizona 25, Dallas 22, at Arizona on Sunday night; Cowboys win toss. Walker returns kickoff 21 yards to Dallas 25. Cowboys drive to Arizona 43. Gowin punts 43 yards for a touchback. Cardinals drive to Dallas 44. Graham fumbles. Cowboys drive to Arizona 42. Williams fumbles. Cardinals drive to Dallas 3 where Butler kicks 20-yard field goal at 8:30.

NOV. 10, 1996
Arizona 37, Washington 34, at Washington; Cardinals win toss. Blanton's kickoff is a touchback. Cardinals drive to Redskins' 15 where Butler misses 32-yard field goal. Redskins drive to Cardinals' 43 where Turk punts for touchback. L. Johnson fumble returned by Morrison to Cardinals' 27. Redskins drive to Cardinals' 31 where Blanton misses 48-yard field goal. Cardinals drive to Redskins' 15 where Butler kicks 32-yard field goal at 14:27.

SEPT. 29, 1996
Arizona 31, St. Louis 28, at Arizona; Cardinals win toss. Lohmiller kick is a touchback. Cardinals drive to Rams' 7 where G. Davis kicks 24-yard field goal at 1:54.

NOV. 26, 1995
Arizona 40, Atlanta 37, at Arizona; Falcons win toss. J. Anderson returns kickoff 20 yards to Falcons' 20. Stryzinski fumbles punt snap. Recovered by England at Falcons' 10 where G. Davis kicks 28-yard field goal at 1:43.

NOV. 12, 1995
Minnesota 30, Arizona 24, at Arizona; Vikings win toss. A. Lee returns kickoff 20 yards to Vikings' 25. Moon throws 50-yard touchdown pass to Ismail at 2:16.

OCT. 29, 1995
Arizona 20, Seattle 14, at Arizona; Cardinals win toss. Dowdell returns kickoff 16 yards to Cardinals' 25. Car- dinals drive to Seahawks' 10 where G. Davis' 27-yard field goal attempt is blocked. L. Lynch intercepts Friesz's pass at Cardinals' 28 and returns it 72 yards for a touchdown at 11:16.

OCT. 8, 1995
New York Giants 27, Arizona 21, at New York; Cardinals win toss. Terry returns kickoff 20 yards to Cardinals' 23. Hamilton recov- ers Krieg's fumble at Cardinals' 36. Lynch recovers Brown's fumble at Cardinals' 38. Armstead intercepts pass at Giants' 42 and returns it 58 yards for touchdown at 4:05.

NOV. 27, 1994
Chicago 19, Arizona 16, at Arizona; Cardinals win toss. Levy returns kickoff 31 yards to Arizona 45. After 5 plays, Feagles punts 38 yards to the end zone for a touchback. Bears drive to Arizona 10 where Butler kicks 27-yard field goal at 8:11.

OCT. 30, 1994
Arizona 20, Pittsburgh 17, at Arizona; Steelers win toss. Johnson returns kickoff 24 yards to Pittsburgh 30 where he fumbles and Arizona's Merritt recovers at Pittsburgh 32. After 3 plays, Davis kicks 51-yard field goal at 1:40.

OCT. 16, 1994
Arizona 19, Washington 16, at Washington; Redskins win toss. Mitchell returns kickoff 27 yards to Washington 41. Redskins drive to Arizona 34 where Lohmiller's 51- yard field-goal attempt is blocked by Joyner and recovered by Williams who returns it to the Washington 37. After 5 plays, Peterson's 45-yard field-goal attempt is wide right. Redskins take possession at the Washington 36. After 3 plays, Roby punts 36 yards to the Arizona 37 where Robinson returns 3 yards to the 40. After 3 plays, Feagles punts 51 yards for a touchback. After 1 play, Shuler's pass is intercepted by Hoage who returns it to the Washington 12. Peterson kicks 29-yard field goal at 10:00.

DEC. 19, 1993
Phoenix 30, Seattle 27, at Seattle; Cardinals win toss. Bailey returns kickoff 14 yards to Cardinals 20. Cardinals drive to Seattle 23 where Davis kicks 41-yard field goal at 6:45.

DEC. 7, 1986
St. Louis 10, Philadelphia 10, at Philadelphia; Cardinals win toss. White blocks Schubert's 40-yard field goal attempt. Teams trade punts. McFadden's 43-yard field goal attempt is wide left. Schubert's 37-yard field goal attempt is wide right. Cavanaugh's pass intercepted by Carter and returned to Eagles' 48 to end game.

SEPT. 8, 1985
St. Louis 27, Cleveland 24, at Cleveland; Cardinals win toss. O'Donoghue kicks 35-yard field goal nine plays later at 5:27.

OCT. 24, 1983
New York Giants 20, St. Louis 20, at St. Louis on Monday Night; Cardinals win toss. Teams trade punts before O'Donoghue's 44-yard field goal attempt is wide left. Jennings' punt returned by Bird to St. Louis 21. Lomax pass intercepted by Haynes who loses six yards to New York 33. Jennings' punt downed on St. Louis 17. O'Donoghue's 19-yard field goal attempt is wide right. Rutledge's pass intercepted by L. Washington who returns 25 yards to New York 25. O'Donoghue's 42-yard field goal attempt is wide right. Rutledge's pass intercepted by W. Smith at St. Louis 33 to end game.

NOV. 9, 1980
Atlanta 33, St. Louis 27, at St. Louis; Falcons win toss. Strong runs 21 yards for touchdown at 4:20.

SEPT. 14, 1980
San Francisco 24, St. Louis 21, at San Francisco; Cardinals win toss. Swider punts and Robinson returns to 49ers' 32. San Francisco drives 52 yards to St. Louis 16, where Wersching kicks 33-yard field goal at 4:12.

OCT. 15, 1978
Dallas 24, St. Louis 21, at St. Louis; Cowboys win toss. Dallas drives from its 23 into field goal range. Septien kicks 27-yard field goal at 3:28.

OCT. 31, 1976
St. Louis 23, San Francisco 20, at St. Louis; Cardinals win toss. Joyce punts and Leonard fumbles on return, Jones recovers at 49ers' 43. Bakken kicks 21-yard field goal at 6:42.

NOV. 16, 1975
St. Louis 20, Washington 17, at St. Louis; Cardinals win toss. Bakken kicks 37-yard field goal at 7:00.

SEPT. 28, 1975
Dallas 37, St. Louis 31, at Dallas; Cardinals win toss. Hart's pass intercepted and returned by Jordan to Cardinals' 37. Staubach passes to DuPree for three yards and touchdown at 7:53.

ALL-NFL/POSTSEASON AWARDS

1960
All-Pro
Jerry Norton, S (AP, UPI)
Sonny Randle, E (AP, UPI)

1961
All-Pro
Jimmy Hill, DHB (NEA)
Jerry Norton, S (NEA)

1963
All-Pro
Bobby Joe Conrad, FL (AP, UPI)
Len Gray, G (UPI)
Larry Wilson, S (UPI)

1964
All-Pro
Bob DeMarco, C (NEA)
Pat Fischer, DB (AP, NEA, UPI)
Ken Gray, G (AP, UPI)
Dale Meinert, LB (NEA)

1965
All-Pro
Ken Gray, G (UPI)

1966
All-Pro
Larry Wilson, S (AP, NEA, UPI)

1967
All-Pro
Bob DeMarco, C (AP)
Ernie McMillan, T (NEA)
Jackie Smith, TE (UPI)
Larry Wilson, S (AP, NEA)

1968
All-Pro
Larry Wilson, S (AP, NEA, UPI)

1969
All-Pro
Larry Wilson, S (AP, NEA, UPI)

1970
All-Pro
MacArthur Lane, RB (NEA)
Roger Wehrli, CB (NEA)
Larry Wilson, S (PFWA)
All-NFC
MacArthur Lane, RB (UPI)
Ernie McMillan, T (UPI)
Larry Stallings, LB (UPI)
Roger Wehrli, CB (UPI)
Larry Wilson, S (AP, UPI)

1971
All-NFC
Ernie McMillan, T (UPI)
Roger Wehrli, CB (UPI)

1974
All-Pro
Mel Gray, WR (NEA)
Roger Wehrli, CB (NEA)
All-NFC
Jim Hart, QB (AP, UPI, *Sporting News*)
Roger Wehrli, CB (AP, UPI, *Sporting News*)
NFC Player-of-the-Year
Jim Hart, QB (UPI)
Terry Metcalf, RB (New York PFWA)
NFL Coach-of-the-Year
Don Coryell (AP, *Sporting News*)
NFC Coach-of-the-Year
Don Coryell (UPI, PFWA)
(Note: Metcalf was runner-up for NFL MVP by AP and NFC player-of-the-year by UPI.)

1975
All-Pro
Jim Bakken, K (AP, NEA, PFWA, *Pro Football Weekly, N.Y. News*)
Dan Dierdorf, T (PFWA, *N.Y. News*)
Mel Gray, WR (AP, PFWA, *N.Y. News, Pro Football Weekly, Football News*)
Terry Metcalf, KR *(Football News)*
Roger Wehrli, CB (AP, PFWA, *N.Y. News, Pro Football Weekly*)
All-NFC
Jim Bakken, K (AP, *Inside Football Report, Pro Football Weekly, Sporting News*)
Tom Banks, C (Pro Football Weekly)
Dan Dierdorf, T (AP, UPI, *Inside Football Report, Pro Football Weekly, N.Y. News*)
Mel Gray, WR (AP, UPI, *Inside Football Report, Pro Football Weekly, N.Y. News, Sporting News*)
Terry Metcalf, RB (AP, UPI, *Inside Football Report, Pro Football Weekly, N.Y. News, Sporting News*); (*Pro Football Weekly* as KR)
Roger Wehrli, CB (AP, UPI, *Inside Football Report, Pro Football Weekly, N.Y. News, Sporting News*)
NFL MVP
Terry Metcalf, RB *(N.Y. News)*
NFC Coach-of-the-Year
Don Coryell *(Inside Football Report)*

1976
All-Pro
Jim Bakken, K (AP, NEA, PFWA, *Pro Football Weekly*)
Tom Banks, C (AP, *Football Digest*)
Dan Dierdorf, T (AP, NEA, PFWA, *N.Y. News, N.Y. Post*)
Conrad Dobler, G (NEA)
Roger Wehrli, CB (AP, PFWA)
All-Pro (Second Team)
Tom Banks, C (NEA, PFWA)
Conrad Dobler, G (AP)
All-NFC
Jim Bakken, K (AP, UPI, *Sporting News, N.Y. News, Pro Football Weekly*)
Conrad Dobler, G (AP, UPI, *Sporting News*)
Mel Gray, WR (AP, *Sporting News*)
Roger Wehrli, CB (AP, UPI, *Sporting News, Pro Football Weekly, N.Y. News*)
Bob Young, G *(N.Y. News)*
NFC Offensive Lineman-of-the-Year
Dan Dierdorf, T (NFC players)

1977
All-Pro
Dan Dierdorf, T (AP, PFWA, NEA)
Roger Wehrli, CB (AP, NEA)
All-Pro (Second Team)
Tom Banks, C (AP)
All-NFC
Tom Banks, C (UPI, *Sporting News*)
Dan Dierdorf, T (UPI, *Sporting News*)
Bob Young, G *(Sporting News)*
NFC Offensive Lineman-of-the-Year
Dan Dierdorf, T (NFC players)

1978
All-Pro
Dan Dierdorf, T (AP, NEA, PFWA, *Pro Football Weekly*)
All-NFC
Dan Dierdorf, T (*Sporting News,* UPI)
Tom Banks, C (*Sporting News,* UPI, *Pro Football Weekly*)
Bob Young, G *(Sporting News, Pro Football Weekly)*
Honorable Mention All-NFC
Ken Stone, S (UPI)
Pat Tilley, WR (UPI)
Roger Wehrli, CB (UPI)
All-Rookie NFC
Ken Greene, S (UPI, *Pro Football Weekly*)
NFC Offensive Lineman-of-the-Year
Dan Dierdorf, T (NFC players)

1979
All-Pro
Ottis Anderson, RB (AP, PFWA)
Bob Young, G (AP, *Pro Football Weekly*)
All-NFC
Ottis Anderson, RB (UPI, *Sporting News, Pro Football Weekly*)
Tom Banks, C (UPI, *Sporting News*)
Roy Green, KR *(Sporting News, Pro Football Weekly)*
Roger Wehrli, CB (UPI, *Sporting News, Pro Football Weekly*)
Bob Young, G (UPI, *Sporting News, Pro Football Weekly*)
NFL All-Rookie
Ottis Anderson, RB (*Pro Football Weekly,* UPI, *Football Digest*)
Joe Bostic, T *(Football Digest)*
NFL Player-of-the-Year
Ottis Anderson, RB (AP, UPI, *Sporting News, Pro Football Weekly,* PFWA, *Football Digest*. Offense–*N.Y. News*)
NFC Rookie-of-the-Year
Ottis Anderson, RB (UPI, *Sporting News*)

1980
All-Pro
Pat Tilley, WR *(Sports Illustrated)*
Dan Dierdorf, T (NEA)
NFL All-Rookie
Rush Brown, T (UPI, *Pro Football Weekly, Football Digest*)
All-NFC (Second Team)
Ottis Anderson, RB (AP, UPI)
Dan Dierdorf, T (AP. UPI)
Pat Tilley, WR (UPI)

1981
All-Pro
Roy Green, WR/DB *(Sports Illustrated)*
All-NFC
Roy Green, WR/DB *(Pro Football Weekly)*
NFL All-Rookie
Neil Lomax, QB (UPI, PFWA, *Football Digest, Pro Football Weekly*)
E.J. Junior, LB (UPI, *Football Digest, Pro Football Weekly*)
Carl Birdsong, P (UPI)
Stump Mitchell, RB *(Pro Football Weekly)*
Greg LaFleur, TE (PFWA, *Football Digest*)

1982
NFL All-Rookie
Luis Sharpe, T (*Pro Football Weekly,* PFWA, *Football Digest*)
Tootie Robbins, T (*Football Digest, Pro Football Weekly,* PFWA)
Benny Perrin, S (*Pro Football Weekly,* PFWA)

1983
All-Pro
Roy Green, WR (AP, NEA, PFWA, *Football Digest, Pro Football Weekly, Sporting News, College & Pro Football Newsweekly, Football Digest*)
All-NFC
Carl Birdsong, P (UPI, *Pro Football Weekly*)
Roy Green, WR (UPI, *Pro Football Weekly*)

1984
All-Pro
Roy Green, WR (AP, NEA, PFWA, *Sporting News, College & Pro Football Newsweekly, Pro Football Weekly, Football Digest,* Seagram Sports Award)
E.J. Junior, ILB (AP, NEA, PFWA, *Football Digest*)
All-NFC
Roy Green, WR (UPI, *Pro Football Weekly*)
E.J. Junior, ILB (UPI)
Curtis Greer, DE (UPI)
Stump Mitchell, KR *(Pro Football Weekly)*
Randy Clark, C (NEA)
Luis Sharpe, T (UPI)
Neil Lomax, QB (UPI)

1985

All-NFC
E.J. Junior, ILB (UPI)
All-Rookie
Lance Smith, T (UPI)
Freddie Joe Nunn, OLB (UPI, *Football Digest*)
Lonnie Young, S (UPI, *Football Digest*)

1986

All-Pro (Second Team)
Leonard Smith, SS (AP, UPI, NEA)
Vai Sikahema, PR-KR (AP)
All-NFC
Vai Sikahema, PR-KR *(Pro Football Weekly)*
Ron Wolfley, Special Teams (PFWA)
All-Rookie
Gene Chilton, C *(Pro Football Weekly)*
Vai Sikahema, PR-KR *(Pro Football Weekly)*
John Lee, K (PFWA, *Pro Football Weekly)*

1987

All-Pro
J.T. Smith, WR *(Pro Football Weekly, Sporting News)*
Ron Wolfley, special teams (*Pro Football Weekly*)
Vai Sikahema, KR (AP)
All-Pro (Second Team)
Robert Awalt, TE (NEA)
Luis Sharpe, T (UPI)
J.T. Smith, WR (AP, *Sporting News*)
NFL All-Rookie
Robert Awalt, TE (UPI, PFWA, *Pro Football Weekly, Football Digest*)
Todd Peat, G (UPI, PFWA, *Pro Football Weekly, Football Digest*)
All-NFC
Leonard Smith, SS (Football News)
J.T. Smith, WR (UPI)
All-NFC (Second Team)
Neil Lomax, QB (UPI)
NFL Rookie-of-the-Year
Robert Awalt, TE *(Sporting News)*
NFC Rookie-of-the-Year
Robert Awalt, TE (UPI)

1988

All-Pro (Second Team)
Luis Sharpe, T (AP)
All-Pro (Honorable Mention)
Derek Kennard, C (AP)
Freddie Joe Nunn, DE (AP)
Lonnie Young, FS (AP)
All-NFC
Luis Sharpe, T (UPI)
All-NFC (Second Team)
Freddie Joe Nunn, DE (UPI)

1989

All-Pro (Second Team)
Rich Camarillo, P (AP)
All-NFC
Tim McDonald, S (UPI, *Pro Football Weekly*)
Ron Wolfley, special teams *(Pro Football Weekly)*
All-NFC Second Team
Rich Camarillo, P (UPI)
All-Rookie
Eric Hill, LB (UPI, *Pro Football Newsweekly, Pro Football Weekly, Football Digest*)
Joe Wolf, T (UPI, *Pro Football Newsweekly, Pro Football Weekly, Football Digest*)
Jim Wahler, DT *(Pro Football Newsweekly, Pro Football Weekly*)

1990

All-Pro (Second Team)
Luis Sharpe, T (AP)
Rich Camarillo, P (UPI)
NFL Rookie-of-the-Year
Johnny Johnson, RB *(Football Digest)*
NFL Offensive Rookie-of-the-Year
Johnny Johnson, RB *(College & Pro Football Newsweekly)*
NFL All-Rookie
Johnny Johnson, RB (UPI, PFWA, *Pro Football Weekly, College & Pro Football Newsweekly, Football Digest, Football News*)
Ricky Proehl, WR (UPI, PFWA, *Pro Football Weekly, College & Pro Football Newsweekly, Football Dige*st)

1991

All-Pro
Tim McDonald, SS (AP)
All-Pro (Second Team)
Tim McDonald, SS (NEA)
NFL All-Rookie Team
Aeneas Williams, CB (PFWA, *College & Pro Football Newsweekly, Pro Football Weekly, Football News, Football Digest*)
All-NFC
Rich Camarillo, P (UPI, *Pro Football Weekly*)
Tim McDonald, SS *(Pro Football Weekly, Football News)*

1992

All-Pro
Rich Camarillo, P (PFWA, *Pro Football Weekly,* AP)
Tim McDonald, SS (NEA)
All-Pro (Second Team)
Rich Camarillo, P (NEA)
Tim McDonald, SS (AP, *College & Pro Football Newsweekly*)
All-NFC
Rich Camarillo, P (UPI)
Johnny Bailey, KR (UPI)
Golden Toe Award
Rich Camarillo, P

1993

All-Pro (Second Team)
Rich Camarillo, P (AP, *College & Pro Football Newsweekly*)
All-NFC
Rich Camarillo, P (UPI, *Football News*)

1994

All-Pro
Aeneas Williams, CB *(Sports Illustrated, USA Today*)
Jeff Feagles, P *(USA Today)*
All-Pro (Second Team)
Aeneas Williams, CB (AP, *College & Pro Football Newsweekly, Football Digest*)
All-NFC
Aeneas Williams, CB (*Football News,* UPI)
All-NFC (Second Team)
Seth Joyner, LB (UPI)
All-Rookie
Anthony Redmon, G (*Football News, Pro Football Weekly,* PFWA)

1995

All-Pro
Larry Centers, RB *(Sports Illustrated)*
Eric Swann, DT *(The Sporting News)*
Aeneas Williams, CB (AP, *College & Pro Football Newsweekly, Pro Football Weekly, PFWA, The Sporting News, USA Today*)
All-Pro (Second Team)
Larry Centers, RB *(College & Pro Football Newsweekly)*
Jeff Feagles, P *(Football Digest)*
Eric Hill, LB *(Football Digest)*
Aeneas Williams, CB *(Football Digest)*
All-NFC
Jeff Feagles, P (*Football News,* UPI)
Aeneas Williams, CB (*Football News,* UPI)
All-NFC (Second Team)
Eric Swann, DT (UPI)

1996

All-Pro
Larry Centers, FB (AP, *Football Digest, Sports Illustrated*)
Eric Swann, DT (*College & Pro Football Newsweekly*)
Aeneas Williams, CB (*Pro Football Weekly*/ PFWA)
All-Pro (Second Team)
Aeneas Williams, CB (Football Digest)
All-NFC
Lomas Brown, T *(Football News)*
Aeneas Williams, CB (*Football News,* UPI)
All-NFC (Second Team)
Seth Joyner, LB (UPI)
Simeon Rice, DE (UPI)
Eric Swann, DT (UPI)
All-Rookie
Simeon Rice, DE (*College & Pro Football Newsweekly, Football News, Pro Football Weekly*/PFWA)
Aaron Graham, C (*Pro Football Weekly*/ PFWA)
Defensive Rookie-of-the-Year
Simeon Rice, DE (AP, *Pro Football Weekly*/ PFWA, *College & Pro Football Newsweekly*)
NFC Rookie-of-the-Year
Simeon Rice, DE (UPI)

1997

All-Pro
Aeneas Williams, CB (AP, *Sports Illustrated, Pro Football Weekly, The Sporting News, Football Digest, USA Today*)
Rob Moore, WR (AP, *Sports Illustrated, Pro Football Weekly, College & Pro Football Weekly, Football Digest*)
All-Pro (Second Team)
Aeneas Williams, CB *(College & Pro Football Weekly)*
All-NFC
Rob Moore, WR *(Pro Football Weekly)*
Aeneas Williams, CB *(Pro Football Weekly, Football News)*
All-Rookie
Jake Plummer, QB *(Pro Football Weekly, College & Pro Football Weekly, Football News)*
Mark Smith, DT *(College & Pro Football Weekly)*

1998

All-Pro (Second Team)
Kwamie Lassiter, FS *(College & Pro Football Weekly)*
All-Rookie
Andre Wadsworth, DE *(College & Pro Football Newsweekly, Pro Football Weekly, Football Digest)*
Corey Chavous, CB *(College & Pro Football Newsweekly)*

1999

All-Pro (Second Team)
Simeon Rice, DE (AP, *Football Digest*)

2000

All-Pro
Pat Tillman, S *(Sports Illustrated)*
All-Pro (Second Team)
Scott Player, P *(Pro Football Weekly)*
MarTay Jenkins, KR *(Football Digest)*
All-NFL (First Team)
Scott Player, P *(Football News)*

2001

All-Pro
David Boston, WR *(Associated Press, Sports Illustrated, Pro Football Weekly, The Sporting News)*
All-Pro (Second Team)
David Boston, WR *(Football Digest, College & Pro Football Newsweekly)*
All-Rookie (First Team)
Leonard Davis, G *(Pro Football Weekly, Football News)*
Arnold Jackson, PR *(Football News)*
All-NFC (First Team)
David Boston, WR *(Pro Football Weekly, Football News)*

2003

Offensive Rookie-of-the-Year
Anquan Boldin, WR (Associated Press, *Pro Football Weekly*/PFWA, *Football Digest*)
Rookie-of-the-Year
Anquan Boldin, WR *(The Sporting News, Sports Illustrated)*
All-Pro
Anquan Boldin, WR (Associated Press, *Sports Illustrated, Pro Football Weekly, The Sporting News*)
All-Rookie (First Team)
Anquan Boldin, WR *(Pro Football Weekly)*

2004

All-Pro (Second Team)
Bertrand Berry, DE (Associated Press, *College & Pro Football Weekly*)
All-Conference
Bertrand Berry, DE (*Pro Football Weekly)*
All-Rookie
Karlos Dansby (*Pro Football Weekly)*
Darnell Dockett (*Pro Football Weekly)*
Alex Stepanovich (*Pro Football Weekly)*

2005

All-Pro
Neil Rackers, K (Associated Press, *Sports Illustrated, Pro Football Weekly, Sporting News*)
All-Conference
Neil Rackers, K (*Pro Football Weekly)*
All-NFL
Neil Rackers, K (Associated Press, *Pro Football Weekly)*

2006

All-Pro (Second Team)
Adrian Wilson, SS (AP)
All-NFL
Adrian Wilson, SS (PFW) *(The Sporting News)*
All Conference
Adrian Wilson, SS (PFW)

2007

All-Pro (First Team)
Larry Fitzgerald, (AP) *(The Sporting News)*
All-Pro (Second Team)
Adrian Wilson, (AP)
All-NFL
Larry Fitzgerald, (PFW/PFWA)
All-NFC
Larry Fitzgerald, (PFW/PFWA)
Adrian Wilson, (PFW/PFWA)
Sean Morey, (PFW/PFWA)
All-Rookie
Dominique Rodgers-Cromartie *(The Sporting News)* (PFW/PFWA)

2008

All-Pro (First Team)
Larry Fitzgerald, WR (AP) *(The Sporting News)*
All-Pro (Second Team)
Adrian Wilson, SS (AP)
All-NFL
Larry Fitzgerald, WR (PFW/PFWA)
All-NFC
Larry Fitzgerald, WR (PFW/PFWA)
Adrian Wilson, SS (PFW/PFWA)
Sean Morey, ST (PFW/PFWA)
All-Rookie
Dominique Rodgers-Cromartie, CB *(The Sporting News)* (PFW/PFWA)

2009

All-Pro (First Team)
Adrian Wilson, SS (AP)
All-Pro (Second Team)
Larry Fitzgerald, WR (AP)
Darnell Dockett, DT (AP)
All-Pro (Sporting News)
Larry Fitzgerald, WR, Darnell Dockett, DT
All-NFL
Adrian Wilson, SS (PFW/PFWA)
All-Rookie
Beanie Wells, RB (PFWA)
LaRod Stephens-Howling, ST (PFWA)

2011

All-Pro (First Team)
Patrick Peterson, KR (AP)
All-Pro (Second Team)
Larry Fitzgerald, WR (AP)
All-NFL
Patrick Peterson, PR (PFW/PFWA)
All-Rookie
Patrick Peterson, CB/PR (PFW/PFWA)
All-Pro (Sporting News)
Patrick Peterson, PR

THE LAST TIME

RUSHING

200 Yards Rushing
By Cardinals: 228, Beanie Wells at St. Louis, Nov. 27, 2011 (27 att., 1 TD)
By Opponent: 228, Clinton Portis at Denver, Dec. 29, 2002

150 Yards Rushing
By Cardinals: 228, Beanie Wells at St. Louis, Nov. 27, 2011 (27 att., 1 TD)
By Opponent: 167, Frank Gore at San Francisco, Dec. 14, 2009 (25 att., TD)

100 Yards Rushing
By Cardinals: 228, Beanie Wells at St. Louis, Nov. 27, 2011 (27 att., 1 TD)
By Opponent: 130, Steven Jackson vs. St. Louis, Nov. 6, 2011 (29 att.)

Two 100-Yard Rushers
By Cardinals: 126 yards, Ottis Anderson/102 yards, Wayne Morris at New Orleans, Oct. 5, 1980
By Opponent: 106 yards, Ahman Green/101 yards Vernand Morency at Green Bay, Oct. 29, 2006

Three Rushing Touchdowns
By Cardinals: Beanie Wells vs. NY Giants, Oct. 2, 2011 (1, 1, 2 yards)
By Opponent: Ray Rice at Baltimore, Oct. 30, 2011 (1, 1, 3 yards)

Two Rushing Touchdowns
By Cardinals: Beanie Wells (3) vs. NY Giants, Oct. 2, 2011 (1, 1, 2 yards)
By Opponent: Ray Rice (3) at Baltimore, Oct. 30, 2011 (1, 1, 3 yards)

PASSING

500 Yards Passing
By Cardinals: 522 by Boomer Esiason at Washington, Nov. 10, 1996-OT (35 comp., 59 att.)
By Opponent: Never happened

400 Yards Passing
By Cardinals: 472 by Kurt Warner at NY Jets, Sept. 28, 2008 (40 comp., 57 att.)
By Opponent: 422 by Cam Newton vs. Carolina, Sept. 11, 2011 (24 comp., 37 att.)

300 Yards Passing
By Cardinals: 313 by John Skelton vs. Cleveland, Dec. 18, 2011 (28 comp., 46 att.)
By Opponent: 336 by Joe Flacco at Baltimore, Oct. 30, 2011 (31 comp., 51 att.)

Six Touchdown Passes
By Cardinals: Charley Johnson vs. New Orleans, Nov. 2, 1969
By Opponent: Brett Favre at NY Jets, Sept. 28, 2008 (12, 34, 2, 17, 40, 24 yards).

Five Touchdown Passes
By Cardinals: Kurt Warner at Chicago, Nov. 8, 2009 (11, 6, 17, 15, 4 yards)
By Opponent: Brett Favre (6) at NY Jets, Sept. 28, 2008 (12, 34, 2, 17, 40, 24 yards).

Four Touchdown Passes
By Cardinals: Kurt Warner (5) at Chicago, Nov. 8, 2009 (11, 6, 17, 15, 4 yards)
By Opponent: Peyton Manning vs. Indianapolis, Sept. 27, 2009 (20, 10, 53, 3 yards).

Three Touchdown Passes
By Cardinals: John Skelton vs. San Francisco, Dec. 11, 2011 (60, 46, 3 yards)
By Opponent: Ben Roethlisberger vs. Pittsburgh, Oct. 23, 2011 (12, 95, 4 yards)

RECEIVING

200 Yards Receiving
By Cardinals: 217, Anquan Boldin at Detroit, Sept. 7, 2003 (10 receptions, 2 TD)
By Opponent: 203, Kevin Williams vs. Dallas, Dec. 24, 1995 (9 rec.)

150 Yards Receiving
By Cardinals: 186, Anquan Boldin (13 rec.), 151, Larry Fitzgerald (10 rec.) at Seattle, Nov. 16, 2008
By Opponent: 162, Hakeem Nicks vs. NY Giants, Oct. 2, 2011 (10 rec., 1 TD)

100 Yards Receiving
By Cardinals: 149, Larry Fitzgerald (9 rec.) vs. Seattle, Jan. 1, 2012
By Opponent: 131, Greg Little (5 rec., 1 TD), vs. Cleveland, Dec. 18, 2011

Two 100-Yard Receivers
By Cardinals: 186, Anquan Boldin (13 rec.), 151, Larry Fitzgerald (10 rec.) at Seattle, Nov. 16, 2008
By Opponent: 118, Mike Wallace (3 rec., 1 TD), 102, Antonio Brown (7 rec.) vs. Pittsburgh, Oct. 23, 2011

Four Receiving Touchdowns
By Cardinals: J.T. Smith at Washington, Oct. 8, 1989
By Opponent: Earnest Gray vs. NY Giants, Sept. 7, 1980

Three Receiving Touchdowns
By Cardinals: Anquan Boldin vs. Miami, Sept. 14, 2008 (79, 3, 8 yards)
By Opponent: Greg Olsen at Chicago, Nov. 8, 2009 (33, 3, 20 yards)

Two Receiving Touchdowns
By Cardinals: Larry Fitzgerald at Philadelphia, Nov. 13, 2011 (10, 7 yards)
By Opponent: Steve Smith vs. Carolina, Sept. 11, 2011 (77, 26 yards)

10 or More Receptions in a Game
By Cardinals: Larry Fitzgerald (11 for 125 yards, TD) at San Francisco, Jan. 2, 2011
By Opponent: Hakeem Nicks (10 for 162 yards, TD) vs. NY Giants, Oct. 2, 2011

COMBOS
100-Yard Rusher/100-Yard Receiver
By Cardinals: Beanie Wells, 138 yards rushing/Larry Fitzgerald, 102 yards receiving vs. NY Giants, Oct. 2, 2011
By Opponent: LeGarrette Blount, 120 yards rushing/Mike Williams, 105 yards receiving vs. Tampa Bay, Oct. 31, 2010

100-Yard Rusher/Two 100-Yard Receivers
By Cardinals: Johnny Johnson, 103 yards rushing/Ernie Jones, 117 yards receiving/Roy Green, 120 yards receiving vs. Green Bay, Nov. 18, 1990
By Opponent: Robert Smith, 117 yards rushing/Cris Carter, 119 yards receiving/Randy Moss, 104 yards receiving at Minnesota, Nov. 12, 2000

100-Yard Rusher/100-Yard Receiver/ 300- Yard Passer
By Cardinals: Edgerrin James, 102 yards rushing/Larry Fitzgerald, 171 yards receiving/Kurt Warner 300 yards passing vs. St. Louis, Dec. 30, 2007
By Opponent: Chris Johnson, 154 yards rushing/Kenny Britt, 128 yards receiving/Vince Young 387 yards passing at Tennessee, Nov. 29, 2009

Two 100-Yard Receivers/300-Yard Passer
By Cardinals: 186, Anquan Boldin, 151 Larry Fitzgerald; 395, Kurt Warner at Seattle, Nov. 16, 2008
By Opponent: 118, Mike Wallace; 102, Antonio Brown; 361, Ben Roethlisberger vs. Pittsburgh, Oct. 23, 2011

SCORING
Four Total Touchdowns
By Cardinals: Ronald Moore vs. LA Rams, Dec. 5, 1993 (4 rush)
By Opponent: Brian Westbrook at Philadelphia, Nov. 27, 2008 (2 rush, 2 rec.)

Three Total Touchdowns
By Cardinals: Beanie Wells vs. NY Giants, Oct. 2, 2011 (3 rush)
By Opponent: Ray Rice at Baltimore, Oct. 30, 2011 (3 rush)

Two-Point Conversion
By Cardinals: Larry Fitzgerald reception vs. Seattle, Nov. 14, 2010
By Opponent: Leon Washington run at NY Jets, Sept. 28, 2008

Safety
By Cardinals: Gerald Hayes blocked Donnie Jones punt out of end zone vs. Seattle, Oct. 24, 2004. Ball goes out of the endzone.
By Opponent: Intentional grounding in end zone by John Skelton vs. St. Louis, Nov. 6, 2011.

KICKING
Six Field Goals
By Cardinals: Neil Rackers vs. San Francisco, Oct. 2, 2005 (40, 45, 48, 23, 43, 24 yards)
By Opponent: Has Never Happened

Five Field Goals
By Cardinals: Jay Feely vs. Denver, Dec. 12, 2010 (36, 48, 55, 23, 49 yards)
By Opponent: Olindo Mare vs. Seattle, Nov. 14, 2010 (41, 34, 19, 23, 19 yards)

Four Field Goals
By Cardinals: Jay Feely (5) vs. Denver, Dec. 12, 2010 (36, 48, 55, 23, 49 yards)
By Opponent: David Akers vs. San Francisco, Dec. 11, 2011 (46, 22, 27, 22 yards)

Three Field Goals
By Cardinals: Jay Feely vs. Seattle, Jan. 1, 2012 (41, 43, 28 yards)
By Opponent: Mike Nugent at Cincinnati, Dec. 24, 2011 (24, 41, 32 yards)

Missed Point-After-Touchdown
By Cardinals: Neil Rackers at San Francisco, Dec. 14, 2009 (blocked)
By Opponent: David Buehler vs. Dallas, Dec. 25, 2010 (hit left upright)

Blocked Punt
By Cardinals: Sean Morey vs. Dallas, Oct. 12, 2008 (Mat McBriar punt)
By Opponent: DeDe Dorsey at Cincinnati, 11/18/07 (Mike Barr punt)

Blocked Punt Return For Touchdown
By Cardinals: Monty Beisel vs. Dallas, Oct. 12, 2008 (Mat McBriar punt, blocked by Sean Morey, returned by Beisel three yards)
By Opponent: DeDe Dorsey at Cincinnati, 11/18/07 (Mike Barr punt, returned 19 yards)

Blocked Field Goal Attempt
By Cardinals: Patrick Peterson vs. Seattle, Jan. 1, 2012 (Steven Hauschka 24-yard attempt)
By Opponent: Kris Jenkins at NY Jets, Sept. 28, 2008 (Neil Rackers 30-yard attempt)

Blocked Field Goal Attempt For Touchdown
By Cardinals: Antrel Rolle (Calais Campbell block) at Jacksonville, Sept. 20, 2009, 83 yards (Josh Scobee kick)
By Opponent: Mike Bass (Verlon Biggs block) at Washington, Sept. 24, 1972, 32 yards (Jim Bakken kick)

RETURNS
Punt Return For Touchdown
By Cardinals: Patrick Peterson at St. Louis, Nov. 27, 2011, 80 yards (Donnie Jones punt)
By Opponent: Nick Miller at St. Louis, Nov. 27, 2011, 88 yards (Dave Zastudil punt)

Kickoff Return For Touchdown
By Cardinals: LaRod Stephens-Howling at Minnesota, Nov. 7, 2010, 96 yards (Ryan Longwell kickoff)
By Opponent: Allen Rossum vs. San Francisco, Nov. 10, 2008, 104 yards (Neil Rackers kickoff)

Interception Return For Touchdown
By Cardinals: Greg Toler vs. Dallas, Dec. 25, 2010 (66 yards, Jon Kitna pass)
By Opponent: Asante Samuel at Philadelphia, Nov. 13, 2011 (20 yards, John Skelton pass)

Fumble Return For Touchdown
By Cardinals: Steve Breaston at Carolina, Dec. 19, 2010, 0 yards (Tim Hightower fumble)
By Opponent: Tully Banta-Cain vs. San Francisco, Nov. 25, 2007, recovered in end zone (Kurt Warner fumble)

DEFENSE
Four Interceptions
By Cardinals: Kwamie Lassiter vs. San Diego, Dec. 27, 1998
By Opponent: Never has happened

Three Interceptions
By Cardinals: Antrel Rolle at Cincinnati, Nov. 18, 2007
By Opponent: Marcus Trufant at Seattle, Dec. 9, 2007

Two Interceptions
By Cardinals: Adrian Wilson at St. Louis, Sept. 12, 2010
By Opponent: Jamarca Sanford at Minnesota, Oct. 9, 2011

Two Interceptions By Teammates
By Cardinals: At Washington, Oct. 16, 1994
(Aeneas Williams and James Williams)
By Opponent: At Baltimore, Nov. 16, 1978
(Bobby Boyd and Lenny Lyles)

Four Quarterback Sacks
By Cardinals: Bertrand Berry vs. NY Giants, Nov. 14, 2004
By Opponent: Shaun Phillips at San Diego, Oct. 3, 2010

Three Quarterback Sacks
By Cardinals: Darnell Dockett at Tennessee, Nov. 29, 2009
By Opponent: Justin Smith at San Francisco, Jan. 2, 2011

Two QB Sacks By Teammates
By Cardinals: vs. Philadelphia, Dec. 24, 2005
(Adrian Wilson and Chike Okeafor)
By Opponent: vs. Cleveland, Dec. 18, 2011
(Jabaal Sheard and Chris Gocong)

Two Opponent Fumble Recoveries
By Cardinals: Kerry Rhodes at Cincinnati, Dec. 24, 2011
By Opponent: Mark Roman at San Francisco, Dec. 14, 2009

TEAM SCORING
50 Points Scored By Team
By Cardinals: St. Louis 56 at Minnesota 14, Oct. 6, 1963
By Opponent: At NY Jets 56, Arizona 35, Sept. 28, 2008

40 Points Scored
By Cardinals: Arizona 43, vs. Denver 13, Dec. 12, 2010
By Opponent: At San Diego 41, Arizona 10, Oct. 3, 2010

20 First-Quarter Points
By Cardinals: 21 vs. San Francisco, Sept. 10, 2006
By Opponent: 28 at Minnesota, Oct. 9, 2011

20 Second-Quarter Points
By Cardinals: 21 at Baltimore, Oct. 30, 2011
By Opponent: 21 at San Diego, Oct. 3, 2010

20 Third-Quarter Points
By Cardinals: 21 at NY Jets, Sept. 28, 2008
By Opponent: 21 at San Francisco, Jan. 2, 2011

20 Fourth-Quarter Points
By Cardinals: 24 vs. Denver, Dec. 12, 2010
By Opponent: 21 vs. NY Giants, Oct. 2, 2011

30 One-Half Points
By Cardinals: 31 in first half at Chicago, Nov. 8, 2009
By Opponent: 31 in first half at New England Patriots, Dec. 21, 2008

Score Touchdown In Each Quarter
By Cardinals: Vs. Tampa Bay, Oct. 13, 2008 (7, 7, 14, 7 points)
By Opponent: Vs. Tampa Bay, Oct. 31, 2010 (7, 17, 7, 7 points)

OFFENSE
500 Yards Total Offense
By Cardinals: 510 at St. Louis, Nov. 2, 2008
By Opponent: 507 at Minnesota, Nov. 7, 2009

No Sacks/No Interceptions Allowed
By Cardinals: vs. Denver, Dec. 12, 2010
By Opponent: at Kansas City, Nov. 21, 2010

DEFENSE
Shutout
By Cardinals: At Arizona 19, NY Giants 0, Dec. 12, 1992
By Opponent: vs. Seattle 38, Cardinals 0, Sept. 14, 2003

Shutout At Home
By Cardinals: Cardinals 19, NY Giants 0, Dec. 12, 1992
By Opponent: at New England 31, Cardinals 0, Sept. 15, 1996

Shutout On The Road
By Cardinals: Cardinals 38, at Dallas 0, Nov. 16, 1970
By Opponent: vs. Seattle, 38, Cardinals 0, Sept. 14, 2003

MISCELLANEOUS
Overtime Win At Home
By Cardinals: Jan. 1, 2012 vs. Seattle, 23-20
By Opponent: Nov. 25, 2007 vs. San Francisco, 37–31

Overtime Win On The Road
By Cardinals: Dec. 2, 2001 at Oakland, 34–31
By Opponent: Nov. 7, 2010 at Minnesota, 27–24

10 Or More Penalties
By Cardinals: 12, at Baltimore, Oct. 30, 2011 (92 yards)
By Opponent: 11, at Philadelphia, Nov. 13, 2011 (97 yards)

Tie Game
By Cardinals: Dec. 7, 1986 at Philadelphia, 10–10

Over 40:00 Time of Possession (Non-OT)
By Cardinals: 42:50 at Seattle, Oct. 18, 2009
By Opponent: 44:16 at San Francisco, Nov. 20, 2011

CARDINALS ALL-TIME OPPONENTS

Akron Indians
Akron Pros
• Atlanta Falcons
Baltimore Colts
• Baltimore Ravens
Battle Creek Maroons
Berkeley Giants
Boston Braves
Boston Redskins
Boston Yankees
Brooklyn Dodgers
Buffalo All-Americans
• Buffalo Bills
Buffalo Bisons
Camp Polk
Canton Bulldogs
• Carolina Panthers
• Chicago Bears
Chicago Staleys
Chicago Stayms
Chicago Tigers
• Cincinnati Bengals
Cincinnati Celts
Cincinnati Reds
• Cleveland Browns
Cleveland Bulldogs
Cleveland Indians
Cleveland Rams
College All-Stars
Columbus Panhandles
Columbus Tigers
• Dallas Cowboys
Dallas Texans
Dayton Triangles
Decatur Staleys
• Denver Broncos
Detroit Heralds
• Detroit Lions
Duluth Kelleys
Frankford Yellow Jackets
Freeport Lions
Gary Elks
• Green Bay Packers
Greensboro Generals
Hammond Pros
Houston Oilers
• Houston Texans
• Indianapolis Colts
Indianapolis Indians
• Jacksonville Jaguars
Kansas City Blues
• Kansas City Chiefs
Kansas City Cowboys
Kenosha Cardinals
LaCrosse Lagers
Lansing Oldsmobile
Los Angeles Buccaneers
Los Angeles Bulldogs
Los Angeles Raiders
Los Angeles Rams
Maplewood Rovers
Memphis Tigers
• Miami Dolphins
Milwaukee Badgers
Milwaukee Nighthawks
Minneapolis Marines
Minneapolis Red Jackets
• Minnesota Vikings
Moline Athletics
• New England Patriots
• New Orleans Saints
New York Bulldogs
• New York Giants
• New York Jets
New York Yanks
New York Yankees
Newark Bears
• Oakland Raiders
Oorang Indians
Orange Tornadoes
PCFL All-Stars
• Philadelphia Eagles
Phila.-Pitt. Steagles
Pittsburgh Pirates
• Pittsburgh Steelers
Portsmouth Spartans
Pottsville Maroons
Providence Steam Rollers
Racine American Legion
Racine Legion
Racine Tornadoes
Rochester Jeffersons
Rock Island Independents
• San Diego Chargers
• San Francisco 49ers
• Seattle Seahawks
Southern California Maroons
St. Louis Gunners
• St. Louis Rams
Stanford Braves
Staten Island Stapletons
• Tampa Bay Buccaneers
• Tennessee Titans
Toronto Argonauts
Tulsa Oilers
• Washington Redskins
Western Army All-Stars
Wichita Aero Commanders
Wilkes-Barre Barons

DRAFT HISTORY

CARDINAL FIRST-ROUND DRAFT CHOICES

Year	Player (overall pick)	Position	School
2012	Michael Floyd (13)	WR	Notre Dame
2011	Patrick Peterson (5)	CB	Louisiana State
2010	Dan Williams (26)	DT	Tennessee
2009	Beanie Wells (31)	RB	Ohio State
2008	Dominique Rodgers-Cromartie (16)	CB	Tennessee State
2007	Levi Brown (5)	T	Penn State
2006	Matt Leinart (10)	QB	Southern California
2005	Antrel Rolle (8)	CB	Miami (Fla.)
2004	Larry Fitzgerald (3)	WR	Pittsburgh
2003	Bryant Johnson (17)	WR	Penn State
	Calvin Pace (18)	DE	Wake Forest
2002	Wendell Bryant (12)	DT	Wisconsin
2001	Leonard Davis (2)	T	Texas
2000	Thomas Jones (7)	RB	Virginia
1999	David Boston (8)	WR	Ohio State
	L.J. Shelton (21)	T	Eastern Michigan
1998	Andre Wadsworth (3)	DE	Florida State
1997	Tom Knight (9)	CB	Iowa
1996	Simeon Rice (3)	DE	Illinois
1995	Traded		
1994	Jamir Miller (10)	OLB	UCLA
1993	Garrison Hearst (3)	RB	Georgia
	Ernest Dye (18)	T	South Carolina
1992	Traded		
1991	Eric Swann (6)	DL	None
1990	None		
1989	Eric Hill (10)	LB	Louisiana State
	Joe Wolf (17)	OL	Boston College
1988	Ken Harvey (12)	OLB	California
1987	Kelly Stouffer (6)	QB	Colorado State
1986	Anthony Bell (5)	LB	Michigan State
1985	Freddie Joe Nunn (18)	LB	Mississippi
1984	Clyde Duncan (17)	WR	Tennessee
1983	Leonard Smith (17)	CB	McNeese State
1982	Luis Sharpe (16)	T	UCLA
1981	E.J. Junior (5)	LB	Alabama
1980	Curtis Greer (6)	DE	Michigan
1979	Ottis Anderson (8)	RB	Miami (Fla.)
1978	Steve Little (15)	P/K	Arkansas
1978	Ken Greene (19)	DB	Washington State
1977	Steve Pisarkiewicz (19)	QB	Missouri
1976	Mike Dawson (22)	DT	Arizona
1975	Tim Gray (21)	CB	Texas A&M
1974	J.V. Cain (7)	TE	Colorado
1973	Dave Butz (5)	DT	Purdue
1972	Bobby Moore (4)	WR	Oregon
1971	Norm Thompson (17)	DB	Utah
1970	Larry Stegent (8)	RB	Texas A&M
1969	Roger Wehrli (19)	DB	Missouri
1968	MacArthur Lane (13)	RB	Utah State
1967	Dave Williams (16)	WR	Washington
1966	Carl McAdams (8)	LB	Oklahoma
1965	Joe Namath (12)	QB	Alabama
1964	Ken Kortas (9)	T	Louisville
1963	Jerry Stovall (2)	HB	Louisiana State
	Don Brumm (13)	E	Purdue
1962	Fate Echlos (6)	T	Northwestern
	Irv Goode (12)	C	Kentucky
1961	Ken Rice (8)	T	Auburn
1960	George Izo (2)	QB	Notre Dame
1959	Billy Stacy (3)	B	Mississippi State
1958	King Hill (bonus choice)	QB	Rice
	John David Crow (1)	B	Texas A&M
1957	Jerry Tubbs (9)	C	Oklahoma
1956	Joe Childress (6)	B	Auburn
1955	Max Boydston (1)	E	Oklahoma
1954	Lamar McHan (1)	QB	Arkansas
1953	Johnny Olszewski	B	California
1952	Ollie Matson (2)	B	San Francisco
1951	Jerry Groom (5)	C	Notre Dame
1950	Choice to L.A. Rams		
1949	Bill Fischer	G	Notre Dame
1948	Jim Spavital	B	Oklahoma State
1947	DeWitt "Tex" Coulter (6)	T	Army
1946	Dub Jones (1)	B	Tulane
1945	Charley Trippi (1)	B	Georgia
1944	Pat Harder (2)	B	Wisconsin
1943	Glenn Dobbs (3)	B	Tulsa
1942	Steve Lach (4)	G	Duke
	Lloyd Cheatham (14)	B	Auburn
1941	John Kimbrough (2)	B	Texas A&M
1940	George Cafego (1)	B	Tennessee
1939	Ki Aldrich (1)	C	Texas Christian
1938	Jack Robbins (5)	B	Arkansas
	Milt Popovich (15)	B	Montana
1937	Ray "Buzz" Buivid (3)	B	Marquette
1936	Jim Lawrence (5)	B	Texas Christian

Round – Name, Position, School (Overall)

2012
1. Michael Floyd, WR, Notre Dame (13)
3. Jamell Fleming, CB, Oklahoma (80)
4. Bobby Massie, T, Mississippi (112)
5. Senio Kelemete, G, Washington (151)
6a. Justin Bethel, S, Presbyterian (177)
6b. Ryan Lindley, QB, San Diego State (185)
7. Nate Potter, T, Boise State (221)

2011
1. Patrick Peterson, CB, LSU (5)
2. Ryan Williams, RB, Virginia Tech (38)
3. Rob Housler, TE, Florida Atlantic (69)
4. Sam Acho, LB, Texas (103)
5. Anthony Sherman, FB, UConn (136)
6a. Quan Sturdivant, LB, North Carolina (171)
6b. David Carter, DE, UCLA (184)
7. DeMarco Sampson, WR, San Diego State (249)

2010
1. Dan Williams, DT, Tennessee (26)
2. Daryl Washington, LB, Texas Christian (47)
3. Andre Roberts, WR, The Citadel (88)
4. O'Brien Schofield, OLB, Wisconsin (130)
5. John Skelton, QB, Fordham (155)
6. Jorrick Calvin, CB, Troy (201)
7. Jim Dray, TE, Stanford (233)

2009
1. Beanie Wells, RB, Ohio State (31)
2. Cody Brown, OLB, UConn (63)
3. Rashad Johnson, S, Alabama (95)
4. Greg Toler, CB, Saint Paul's College (131)
5. Herman Johnson, G, LSU (167)
6. Will Davis, OLB, Illinois (204)
7a. LaRod Stephens-Howling, RB, Pittsburgh (240)
7b. Trevor Canfield, G, Cincinnati (254)

2008
1. Dominique Rodgers-Cromartie, CB, Tennessee State (16)
2. Calais Campbell, DE, Miami (FL) (50)
3. Early Doucet, WR, LSU (81)
4. Kenny Iwebema, DE, Iowa (116)
5. Tim Hightower, RB, Richmond (149)
6. Chris Harrington, LB, Texas A&M (185)
7. Brandon Keith, T, Northern Iowa (225)

2007
1. Levi Brown, T, Penn State (5)
2. Alan Branch, DT, Michigan (33)
3. Buster Davis, LB, Florida State (69)
5. Steve Breaston, WR, Michigan (142)
7. Ben Patrick, TE, Delaware (215)

2006
1. Matt Leinart, QB, Southern California (10)
2. Deuce Lutui, G, Southern California (41)
3. Leonard Pope, TE, Georgia (72)
4. Gabe Watson, DT, Michigan (107)
5. Brandon Johnson, OLB, Louisville (142)
6. Jonathan Lewis, DT, Virginia Tech (177)
7. Todd Watkins, WR, Brigham Young (218)

2005
1. Antrel Rolle, CB, Miami (FL) (8)
2. J.J. Arrington, RB, California (44)
3a. Eric Green, CB, Virginia Tech (75)
3b. Darryl Blackstock, LB, Virginia (95)
4. Elton Brown, G, Virginia (111)
5. Lance Mitchell, LB, Oklahoma (168)
7. LeRon McCoy, WR, Indiana (PA) (226)

2004
1. Larry Fitzgerald, WR, Pittsburgh (3)
2. Karlos Dansby, LB, Auburn (33)
3. Darnell Dockett, DT, Florida State (64)
4. Alex Stepanovich, C, Ohio State (100)
5. Antonio Smith, DE, Oklahoma State (135)
6. Nick Leckey, G, Kansas State (167)
7. John Navarre, QB, Michigan (202)

2003
1a. Bryant Johnson, WR, Penn State (17)
1b. Calvin Pace, DE, Wake Forest (18)
2. Anquan Boldin, WR, Florida State (54)
3. Gerald Hayes, LB, Pittsburgh (70)
5. Kenny King, DE, Alabama (141)
6a. Reggie Wells, T, Clarion (177)
6b. Tony Gilbert, LB, Georgia (210)
7. Traded to Detroit for WR Larry Foster

2002
1. Wendell Bryant, DT, Wisconsin (12)
2. Levar Fisher, LB, N. Carolina State (49)
3a. Josh McCown, QB, Sam Houston St. (81)
3b. Dennis Johnson, DE, Kentucky (98)
4. Nate Dwyer, DT, Kansas (113)
5. Jason McAddley, WR, Alabama (149)
6. Josh Scobey, RB, Kansas State (185)
7. Mike Banks, TE, Iowa State (223)

2001
1. Leonard Davis, T, Texas (2)
2a. Kyle Vanden Bosch, DE, Nebraska (34)
2b. Michael Stone, CB, Memphis (54)
3. Adrian Wilson, S, North Carolina State (64)
4a. Bill Gramatica, K, South Florida (98)
4b. Marcus Bell, DT, Memphis (123)
5. Mario Fatafehi, DT, Kansas State (133)
6. Bobby Newcombe, WR, Nebraska (166)
7a. Renaldo Hill, CB, Michigan State (202)
7b. Tevita Ofahengaue, TE, Brigham Young (246)

2000
1. Thomas Jones, RB, Virginia (7)
2. Ray Thompson, OLB, Tennessee (41)
3. Darwin Walker, DT, Tennessee (71)
4. David Barrett, CB, Arkansas (102)
5a. Mao Tosi, DL, Idaho (136)
5b. Jay Tant, TE, Northwestern (164)
6. Jabari Issa, DL, Washington (176)
7. Sékou Sanyika, OLB, California (215)

1999
1a. David Boston, WR, Ohio State (8)
1b. L.J. Shelton, T, Eastern Michigan (21)
2. Johnny Rutledge, LB, Florida (51)
3. Thomas Burke, DE, Wisconsin (83)
4. Joel Makovicka, FB, Nebraska (116)
5a. Paris Johnson, S, Miami (OH) (155)
5b. Yusuf Scott, G, Arizona (168)
6a. Coby Rhinehart, CB, S. Methodist (190)
6b. Melvin Bradley, LB, Arkansas (202)
6c. Dennis McKinley, FB, Mississippi St. (206)
7. Chris Greisen, QB, N.W. Missouri St. (239)

1998
1. Andre Wadsworth, DE, Florida State (3)
2. Corey Chavous, DB, Vanderbilt (33)
3. Anthony Clement, T, S.W. Louisiana (36)
4. Michael Pittman, RB, Fresno State (95)
5. Terry Hardy, TE, Southern Mississippi (125)
6. Zack Walz, LB, Dartmouth (158)
7a. Phil Savoy, WR, Colorado (193)
7b. Jomo Cousins, DE, Florida A&M (209)
7c. Pat Tillman, LB/DB, Arizona State (226)
7d. Ron Janes, FB, Missouri (233)

1997
1. Tom Knight, CB, Iowa (9)
2. Jake Plummer, QB, Arizona State (42)
3. Ty Howard, CB, Ohio State (84)
4. Chris Dishman, OL, Nebraska (106)
5. Chad Carpenter, WR, Washington State (139)
6a. Rod Brown, FB, North Carolina State (175)
6b. Tony McCombs, LB, Eastern Kentucky (188)
7. Mark Smith, DE, Auburn (212)

1996
1. Simeon Rice, DE, Illinois (3)
2. Leeland McElroy, RB, Texas A&M (32)
3. Johnny McWilliams, TE, S. California (64)
4. Aaron Graham, C, Nebraska (112)
5a. James Dexter, T, South Carolina (137)
5b. Harry Stamps, T, Oklahoma (161)
5c. Dell McGee, CB, Auburn (162)
6. Mike Foley, DT, New Hampshire (169)
7. Jarius Hayes, TE, North Alabama (212)

1995
1. Traded to Jets for Rob Moore, WR
2. Frank Sanders, WR, Auburn (47)
3. Stoney Case, QB, New Mexico (80)
4. Traded to Jets for Rob Moore, WR
5a. Cedric Davis, CB, Tennessee State (150)
5b. Lance Scott, C, Utah (165)
5c. Tito Paul, DB, Ohio State (167)
6. Anthony Bridges, CB, North Texas State (205)
7a. Billy Williams, WR, Tennessee (212)
7b. Wesley Leasy, LB, Mississippi State (224)
7c. Chad Eaton, DT, Washington State (241)

1994
1. Jamir Miller, OLB, UCLA (10)
2. Chuck Levy, RB, Arizona (38)
3. Rich Braham, G. West Virginia (76)
3b. Eric England, DE, Texas A&M (89)
4a. Perry Carter, CB, Southern Mississippi (107)
4b. John Reece, CB, Nebraska (113)
4c. Terry Irving, OLB, McNeese State (115)
5. Anthony Redmon, G, Auburn (139)
6. Terry Samuels, TE, Kentucky (172)
7. Frank Harvey, FB, Georgia (204)

1993
1a. Garrison Hearst, RB, Georgia (3)
1b. Ernest Dye, T, South Carolina (18)
2. Ben Coleman, T, Wake Forest (32)
4. Ronald Moore, RB, Pittsburg State (Kan.) (87)
6. Brett Wallerstedt, LB, Arizona State (143)
7. Will White, S, Florida (172)
8a. Chadrick Brown, DE, Mississippi (199)
8b. Stevie Anderson, WR, Grambling State (215)

1992
1. Traded to Miami Dolphins Sept. 3, 1991 for Randal Hill, WR.
2. Tony Sacca, QB, Penn State (46)
3. Ed Cunningham, C, Washington (61)
4a. Jeff Christy, OL, Pittsburgh (91)
4b. Michael Bankston, NG, Sam Houston St. (100)
5. Traded to New Orleans Saints with G Derek Kennard for Robert Massey, CB.
6. Brian Brauninger, T, Oklahoma (146)
7. Derek Ware, TE, Central State (OK) (175)
8. Eric Blount, WR, North Carolina (202)
9a. David Henson, NG, Arkansas Central (229)
9b. Tyrone Williams, WR, Western Ontario (239)
10. Reggie Yarbrough, FB, Calif. St.-Fullerton (259)
11. Rob Baxley, T, Iowa (286)
12. Lance Wilson, NG, Texas (313)

1991
1. Eric Swann, DL, None (6)
2. Mike Jones, DT, North Carolina State (32)
3. Aeneas Williams, CB, Southern (59)
4. Dexter Davis, CB, Clemson (86)
5. Vance Hammond, DT, Clemson (117)
6. Ed Vega, T, Memphis State (144)
7. Ivory Lee Brown, RB, Arkansas-Pine Bluff (171)
8a. Greg Amsler, RB, Tennessee (198)
8b. Jerry Evans, TE, Toledo (204)
8c. Scott Evans, DE, Oklahoma (209)
9. None
10. Herbie Anderson, CB, Texas A&I (255)
11. Nathan LaDuke, S, Arizona State (282)
12. Jeff Bridewell, QB, California-Davis (309)

1990
1. None. (Exercised in July, 1989 supplemental draft for Timm Rosenbach, QB)
2. Anthony Thompson, RB, Indiana (31)
3. Ricky Proehl, WR, Wake Forest (58)
4. Travis Davis, DL, Michigan State (85)
5. Larry Centers, RB, Stephen F. Austin (115)
6. Tyrone Shavers, WR, Lamar (142)
7. Johnny Johnson, RB, San Jose State (169)
8. Mickey Washington, CB, Texas A&M (199)
9. David Bavaro, LB, Syracuse (225)
10. David Elle, TE, South Dakota (252)
11. Dempsey Norman, WR, St. Francis (IL) (282)
12a. Donnie Riley, RB, Central Michigan (309)
12b. Ken McMichel, LB, Oklahoma (330)

1989
1a. Eric Hill, LB, Louisiana State (10)
1b. Joe Wolf, OL, Boston College (17)
2. Walter Reeves, TE, Auburn (40)
3. Mike Zandofsky, OL, Washington (67)
4. Jim Wahler, DL, UCLA (94)
5a. Richard Tardits, OB, Georgia (123)
5b. David Edeen, DE, Wyoming (128)
6. Jay Taylor, CB, San Jose State (150)
7. Rickey Royal, CB, Sam Houston State (177)
8. John Burch, RB, Tennessee-Martin (207)
9. Kendall Trainor, K, Arkansas (234)
10. Chris Becker, P, Texas Christian (261)
11. Jeff Hunter, DE, Albany State (GA) (291)
12. Todd Nelson, OL, Wisconsin (318)

1988
1. Ken Harvey, OLB, California (12)
2. Tony Jeffery, RB, Texas Christian (38)
3. Tom Tupa, QB/P, Ohio State (68)
4. Michael Brim, CB, Virginia Union (95)
5a. Chris Gaines, ILB, Vanderbilt (120)
5b. Tony Jordan, RB, Kansas State (132)
6. Jon Phillips, G, Oklahoma (148)
7. Ernie Jones, WR, Indiana (179)
8. Tim Moore, OLB, Michigan State (206)
9. Scott Dill, G, Memphis State (233)
10. Andy Schillinger, WR, Miami (OH) (260)
11. Keith McCoy, DB, Fresno State (291)
12. Chris Carrier, S, Louisiana State (318)

1987
1. Kelly Stouffer, QB, Colorado State (6)
2. Tim McDonald, DB, Southern California (34)
3a. Robert Awalt, TE, San Diego State (62)
3b. Colin Scotts, DE, Hawaii (70)
4. Rod Saddler, DT, Texas A&M (90)
5a. George Swarn, RB, Miami (OH) (118)
5b. John Bruno, P, Penn State (126)
5c. Ilia Jarostchuk, LB, New Hampshire (127)
6. Mark Garalczyk, DT, Western Michigan (146)
7a. Tim Peoples, DB, Washington (174)
7b. William Harris, TE, Bishop (TX) (195)
8. Steve Alvord, DT, Washington (201)
9. Wayne Davis, LB, Alabama (229)
10. Charles Wright, DB, Tulsa (257)
11. Todd Peat, G, Northern Illinois (285)

1986
1. Anthony Bell, LB, Michigan State (5)
2. John Lee, K, UCLA (32)
3. Gene Chilton, C, Texas (59)
4. Carl Carter, CB, Texas Tech (89)
5. Jeff Tupper, DE, Oklahoma (116)
7. Eric Swanson, WR, Tennessee (170)
8. Ray Brown, OL, Arkansas State (201)
9. Kent Kafentzis, S, Hawaii (227)
10a. Vai Sikahema, FB, Brigham Young (254)
10b. Wes Smith, WR, East Texas State (255)
11. Wayne Dillard, LB, Alcorn State (281)
12. Kent Austin, QB, Mississippi (312)

1985
1. Freddie Joe Nunn, LB, Mississippi (18)
2. Scott Bergold, T, Wisconsin (51)
3. Lance Smith, G, Louisiana State (72)
4. Ron Wolfley, RB, West Virginia (104)
5a. K.D. Dunn, TE, Clemson (116)
5b. Louis Wong, T, Brigham Young (131)
6. Jay Novacek, WR, Wyoming (158)
8. Rob Monaco, T, Vanderbilt (212)
9. Scott Williams, TE, Georgia (244)
10. Dennis Williams, RB, Furman (271)
11. Ricky Anderson, K, Vanderbilt (298)
12. Lonnie Young, DB, Michigan State (325)

1984
1. Clyde Duncan, WR, Tennessee (17)
2. Doug Dawson, G, Texas (45)
3. Rick McIvor, QB, Texas (80)

4. Martin Bayless, S, Bowling Green (101)
5a. Jeff Leiding, LB, Texas (129)
5b. John Goode, TE, Youngstown State (136)
6. Rod Clark, LB, Southwest Texas State (157)
7. Quentin Walker, RB, Virginia (185)
8a. Falaniko Noga, LB, Hawaii (201)
8b. Bob Paulling, K, Clemson (213)
9. John Walker, RB, Texas (241)
10. Mark Smythe, DT, Indiana (269)
11. Kyle Mackey, QB, East Texas State (296)
12. Paul Parker G, Oklahoma (325)

1983

1. Leonard Smith, CB, McNeese State (17)
2. Cedric Mack, CB, Baylor (44)
3. Ramsey Dardar, DT, Louisiana State (71)
4a. Mark Duda, DT, Maryland (96)
4b. Lionel Washington, DB, Tulane (103)
5. Steve Bird, WR, Eastern Kentucky (130)
6. George Schmitt, CB, Delaware (157)
7. Carlos Scott, C, Texas (184)
8. Bob Harris, S, Auburn (211)
9. Otis Brown, RB, Jackson State (242)
10. Tim Lucas, LB, California (269)
11. Aaron Williams, RB, Washington (296)
12. James Lane, LB, Alabama State (323)

1982

1. Luis Sharpe, T, UCLA (16)
2. David Galloway, DE, Florida (38)
3a. Benny Perrin, DB, Alabama (65)
3b. Rusty Guilbeau, DE, McNeese State (73)
4. Tootie Robbins, T, East Carolina (90)
5a. Vance Bedford, DB, Texas (119)
5b. Earl Ferrell, RB, E. Tennessee State (125)
6. Craig Shaffer, LB, Indiana State (150)
7. Bob Sebro, T, Colorado (178)
8. Chris Lindstrom, DT, Boston University (205)
9. Darnell Dailey, LB, Maryland (232)
10. Eddie McGill, TE, Western Carolina (259)
11. James Williams, DE, North Carolina A&T (290)
12. Bob Atha, K, Ohio State (317)

1981

1. E.J. Junior, LB, Alabama (5)
2. Neil Lomax, QB, Portland State (33)
3. Jeff Griffin, DB, Utah (61)
4. Steve Rhodes, WR, Oklahoma (88)
5. John Gillen, LB, Illinois (116)
6. Dave Ahrens, LB, Wisconsin (143)
7. Kevin Donnalley, DB, North Dakota State (171)
8. Mike Fisher, WR, Baylor (198)
9. Stump Mitchell, RB, Citadel (226)
10a. James Mallard, WR, Alabama (253)
10b. Jim Joiner, WR, Miami (263)
11. Mike Sherrod, TE, Illinois (281)
12. Joe Adams, G, Nebraska (309)

1980

1. Curtis Greer, DE, Michigan (6)
2. Doug Marsh, TE, Michigan (33)
3a. John Sinnott, RT, Brown (60)
3b. Charles Baker, LB, New Mexico (81)
4. Rusty Lisch, QB, Notre Dame (89)
5. (Traded to Kansas City)
6. Bill Acker, DT, Texas (142)
7. Ben Apuna, LB, Arizona State (171)
8a. Dupree Branch, DB, Colorado State (198)
8b. Grant Hudson, DT, Virginia (211)
9. Stafford Mays, DE, Washington (225)
10. Rush Brown, DT, Ball State (255)
11. Delrick Brown, DB, Houston (282)
12. Tyrone Gray, WR, Washington State (309)

1979

1. Ottis Anderson, RB, Miami (8)
2a. Theotis Brown, RB, UCLA (35)
2b. Calvin Favron, LB, Southeast Louisiana (46)
3. Joe Bostic, T, Clemson (64)
4. Roy Green, WR, Henderson State (89)
5a. Steve Henry, DB, Emporia State (118)
5b. Mark Bell, WR, Colorado State (130)
6. Thomas Lott, RB, Oklahoma (144)
7. Kirk Gibson, WR, Michigan State (173)
8. Larry Miller, LB, Brigham Young (199)
9. Bob Rozier, DE, California (228)
10. Jerry Holloway, TE, Western Illinois (255)
11. Nate Henderson, T, Florida State (283)
12. Rick McBride, LB, Georgia (309)

1978

1a. Steve Little, P/K, Arkansas (15)
1b. Ken Greene, DB, Washington State (19)
2. John Barefield, LB, Texas A&I (42)
3. Doug Greene, DB, Texas A&I (69)
4a. George Collins, G, Georgia (96)
4b. Jim Childs, WR, Calif. Poly-San Luis Obispo (97)
5. Earl Carr, RB, Florida (124)
6. Jack Williams, DE, Bowling Green (151)
7. Dave Stief, WR, Portland State (181)
9. Joe Mosley, TE, Central State (OH) (235)
10. Randy Gill, LB, San Jose State (265)
12. Anthony Clay, LB, South Carolina State (319)

1977

1. (Traded to Atlanta)
1. Steve Pisarkiewicz, QB, Missouri (19)
2. George Franklin, RB, Texas A&I (47)
3a. Kurt Allerman, LB, Penn State (78)
3b. Terdell Middleton, RB, Memphis State (80)
4. (Traded to Cincinnati)
5a. Ernest Lee, DT, Texas (131)
5b. Andy Spiva, LB, Tennessee (135)
6. (Traded to Philadelphia)
7. (Traded to Cleveland)
8. Eric Williams, LB, Southern California (216)
9. Johnny Jackson, DT, Southern (243)
10. Jim LeJay, WR, San Jose State (270)
11. Greg Lee, DB, Western Illinois (301)
12. Rick Fenlaw, LB, Texas (328)

1976

1. Mike Dawson, DT, Arizona (22)
2. Traded To Buffalo
3. Brad Oates, T, Brigham Young (62)
4. Pat Tilley, WR, Louisiana Tech (114)
5. Wayne Morris, RB, Southern Methodist(141)
6. Traded to San Francisco
7. Phil Rogers, RB, Virginia Tech (208)
8. Randall Burks, WR, S.E. Oklahoma State (233)
9. Traded to Denver
10. Randy Walker, RB, Bethune-Cookman (285)
11. Marty Atkins, S, Texas (315)
12. Traded to Miami
13. Greg Brewton, T, Michigan State (369)
14. Raymond Crosier, DE, Abilene Christian (399)
15. Lee Nelson, S, Florida State (420)
16. Cecil Beaird, WR, Fisk (453)
17. Dan Myers, S, Georgia Tech (483)

1975

1. Tim Gray, CB, Texas A&M (21)
2. Jim Germany, RB, New Mexico State (46)
3. Traded to San Francisco
4. Traded to New Orleans
5. Harvey Goodman, T, Colorado (124)
6. Larry Jameson, DT, Indiana (152)
7. Steve Beaird, RB, Baylor (177)
8a. John Adams, DT, West Virginia (188)
8b. Louis Lauriano, CB, Long Beach State (202)
9. Traded to San Francisco
10. Mike McGraw, LB, Wyoming (255)
11. Jerry Latin, RB, Northern Illinois (280)
12. Ben Jones, WR, Louisiana State (308)
13. Steve Lindgren, DT, Hamline (MN) (333)
14. Ritch Bahe, WR, Nebraska (358)
15. Ron Franklin, DT, Boise State (386)
16. Mark Miller, WR, Missouri (411)
17. Ken Monroe, RB, Indiana State (436)

1974

1. J.V. Cain, TE, Colorado (7)
2. Greg Kindle, T, Tennessee State (33)
3. Steve George, T, Houston (60)
4a. Durwood Keeton, DB, Oklahoma (85)
4b. Ike Harris, WR, Iowa State (91)
5. Steve Neils, LB, Minnesota (111)
6. Traded to N.Y. Jets
7. Traded to Cleveland
8. Sergio Albert, K, U.S. International (189)
9. Reggie Harrison, RB, Cincinnati (215)
10. Greg Hartle, LB, Newberry (SC) (251)
11. Traded to N.Y. Jets
12. Roger Wallace, WR, Bowling Green (293)
13. Jimmy Poulis, RB, Georgia (319)
14. Charles Smith, RB, Yankton (SD) (345)
15. Vincent Ancell, DB, Arkansas State (371)
16. Alonzo Emery, RB, Arizona State (397)
17. John Moseley, DB, Missouri (423)

1973

1. Dave Butz, DT, Purdue (5)
2. Gary Keithley, QB, Texas-El Paso (45)
3a. Fred Sturt, G, Bowling Green (59)
3b. Terry Metcalf, RB, Long Beach State (63)
4. Traded to San Diego
5. Tom Brahaney, C, Oklahoma (109)
6a. Dwayne Crump, DB, Fresno State (137)
6b. Phil Andre, DB, Washington (148)
7. Ken Jones, T, Oklahoma (164)
8. Ken Garrett, RB, Wake Forest (188)
9. Ken King, LB, Kentucky (213)
10. Bonnie Sloan, DT, Austin-Peay (242)
11. Dan Sanspree, DE, Auburn (267)
12. Dean Unruh, T, Oklahoma (292)
13. Ed Robinson, DB, Lamar (317)
14. Dan Peiffer, G, Southeast Missouri State (348)
15. Mel Parker, LB, Duke (371)
16. Jim Hann, LB, Montana (396)
17. Eric Crone, QB, Harvard (421)

1972

1. Bobby Moore, WR, Oregon (4)
2. Mark Arneson, LB, Arizona (32)
3. Tom Beckman, DE, Michigan (57)
4a. Jeff Lynam, LB, Brigham Young (62)
4b. Martin Imhof, DT, San Diego State (84)
5. Conrad Dobler, G, Wyoming (110)
6. Don Heater, RB, Montana Tech (135)
7. Council Rudolph, DE, Kentucky State (160)
8. Bob Wicks, WR, Utah State (188)
9. Gene Macken, C, South Dakota (213)
10a. Eric Washington, DB, Texas-El Paso (238)
10b. Mike Franks, QB, E. New Mexico (250)
11. Ron Jones, LB, Arkansas (265)
12. Tommy Gay, DT, Arkansas AM&N (291)
13. Tom Campana, DB, Ohio State (316)
14. Pat McTeer, K, New Mexico State (344)
15. Mark Herman, TE, Yankton (SD) (369)
16. Henry Alford, DE, Pittsburgh (394)
17. Kent Carter, LB, Southern California (422)

1971

1. Norm Thompson, DB, Utah (17)
2. Dan Dierdorf, T, Michigan (43)
3. Jim Livesay, WR, Richmond (61)
4. Larry Willingham, DB, Auburn (95)
5. Rocky Wallace, LB, Missouri (121)
6. Mel Gray, WR, Missouri (147)
7. Jim Cooch, DB, Colorado (173)
8. Ron Yankowski, DE, Kansas State (199)
9. Mike Savoy, WR, Black Hills (S.D.) (225)
10. Ron Miller, T, McNeese State (251)
11. Rick Ogle, LB, Colorado (277)
12. Tim Von Dulm, QB, Portland State (303)
13. Jeff Allen, DB, Iowa State (329)
14. Doug Klausen, T, Arizona (355)
15. Ted Heiskell, RB, Houston (381)
16. Lawrence Brame, LB, Western Kentucky (407)
17. Preston Watkins, WR, Bluefield State (WV) (433)

1970

1. Larry Stegent, RB, Texas A&M (8)
2a. Jim Corrigall, LB, Kent State (33)
2b. Chuck Hutchison, G, Ohio State (38)
3a. Charlie Pittman, RB, Penn State (58)
3b. Eric Harris, DB, Colorado (69)
4a. Greg Lens, DT, Trinity (TX) (86)
4b. Don Parish, LB, Stanford (91)
5a. Tom Lloyd, T, Bowling Green (111)
5b. Barry Pierson, DB, Michigan (127)
6. James Manuel, T, Toledo (136)
7. Jim McFarland, TE, Nebraska (164)
8a. Tom Banks, C, Auburn (189)
8b. Mike Holmgren, QB, Southern California (201)
9. Paul White, RB, Texas-El Paso (214)
10. Tony Plummer, DB, Pacific (242)
11. Mike Siwek, DT, Western Michigan (267)
12. Charles Collins, WR, Kansas State (292)
13. Jack Thomas, G, Mississippi State (320)
14. Ray Groth, WR, Utah (345)
15. Ron Wilson, WR, Illinois (370)
16. Gary Fowler, RB, California (398)
17. Cliff Powell, LB, Arkansas (423)

1969

1. Roger Wehrli, DB, Missouri (19)
2. Rolf Kruger, DT, Texas A&M (35)
3a. Chip Healy, LB, Vanderbilt (71)
3b. Terry Brown, DB, Oklahoma State (73)
4. Bill Rhodes, G, Florida State (97)
5a. Walter Shockley, RB, San Jose State (108)
5b. Gene Huey, FL, Wyoming (123)
6. Amos Van Pelt, RB, Ball State (149)
7. Traded to Pittsburgh
8. Wayne Mulligan, C, Clemson (201)
9. Cal Snowden, DE, Indiana (227)
10. Gerald Warren, K, North Carolina State (252)
11. Gary Kerl, LB, Utah (279)
12. Howard Taylor, RB, New Mexico State (305)
13. Richard Heinz, DT, Santa Barbara (331)
14. Ed Roseborough, QB, Arizona State (356)
15. Fritz Latham, T, Tuskegee (AL) (383)
16. Junior Riggins, RB, Kansas (409)
17. George Hummer, C, Arizona State (435)

1968

1. MacArthur Lane, RB, Utah State (13)
2a. Fred Hyatt, FL, Auburn (40)
2b. Robert Atkins, DB, Grambling (42)
3. Traded to Green Bay
4a. Don Fitzgerald, RB, Kent State (87)
4b. Joe Schmiesing, LB, New Mexico State (96)
5. Rocky Rosema, LB, Michigan (123)
6. Frank Lane, LB, Stephen F. Austin (151)
7. Frank Henry, FL, Wake Forest (177)
8. Jerry Daanen, FL, Miami (FL) (205)
9. Billy Sinkule, DE, Central Michigan (231)
10. Tom Busch, FL/K, Iowa State (259)
11. Larry Slagle, G, UCLA (285)
12. Vern Emerson, T, Minnesota-Duluth (313)
13. Mack Sauls, DB, Southwest Texas (339)
14. Vic Bender, C, N.W. Louisiana State (367)
15. Dave Lovich, DE, Northwest Louisiana (393)
16. Dan Lankas, LB, Kansas State (421)
17. Robert Lee, FL, Minnesota (447)

1967

1. Dave Williams, E, Washington (16)
2. Bob Rowe, DE, Western Michigan (43)
3. Vidal Carlin, QB, North Texas State (69)
4. Mike Barnes, DB, Arlington State (97)
4. Andy Bowling, LB, Virginia Tech (105)
5. Jamie Rivers, TE, Bowling Green (123)
6. Mike Campbell, HB, Lenoir-Rhyne (150)
7. Joe Randall, K, Brown (175)
8. Mike Gold, T, Utah State (193)
9. Ted Wheeler, TE, West Texas State (227)
10. Lavern Barrs, DB, Furman (255)
11. Ed Marcontell, G, Lamar Tech (279)
12. Steve Dundas, FL, Pomona (305)
13. Bob Duncum, T, West Texas State (331)
14. Bo Hickey, FB, Maryland (357)
15. Phil Wosilius, LB, Syracuse (383)
16. Phil Spiller, DB, Los Angeles State (410)
17. Terry Bacigalupo, DE, Oklahoma State (435)

1966

1. Carl McAdams, LB, Oklahoma (8)
2. Harold Lucas, T, Michigan State (23)
3. Dave Long, DE, Iowa (43)
4. Gary Snook, QB, Iowa (58)
*5. Jack Clancy, FL, Michigan (73)
*6. Tim Van Galder, QB, Iowa State (88)
*7. Charles Artwright, T, Georgia (102)
*8. Dan Goich, E, California (121)
9. Charles Bryant, FL, Allen (S.C.) (135)
10. Mike Ringer, HB, Oklahoma (148)
11. Bobby Williams, HB, Central State (Okla.) (163)
12. Rickey Johnson, T, Clemson (177)
13. James Brown, G, Nebraska (196)
*14. LaVerle Pratt, LB, Idaho (210)
15. Darryl Alleman, E, Wyoming (224)
16. Dick Kasperek, C, Iowa State (238)
*17. Benny Russell, QB, Louisville (252)
18. Willie Jones, DE, Kansas State (271)
19. Tony Golmont, HB, North Carolina State (285)
20. Tom Gallagher, DE, Indiana (299)

1965

1. Joe Namath, QB, Alabama (12)
2. Dave Simmons, LB, Georgia Tech (26)
*3. Ray Ogden, E, Alabama (40)
4. Johnny Roland, RB, Missouri (54)
5. Bob Bonds, HB, San Jose State (168)
*6. Glenn Hines, T, Arkansas (92)
7. Frank Roy, E, Utah (96)
8. John Meyer, LB, Notre Dame (116)
*9. Jimmy Heidel, HB, Mississippi (124)
*10. Chuck Drulis, Jr., E, Duke (138)
11. Bud French, HB, Alabama (152)
12. Glen Sasser, E, North Carolina State (166)
13. Steve Murphy, HB, Northwestern (180)
14. Mike Alford, C, Auburn (194)
15. Harlan Lane, HB, Baylor (208)
16. Carl Silvestri, HB, Wisconsin (222)
17. Mike Melinkovich, T, Grays Harbor J.C. (WA) (236)
18. Ed McQuarters, G, Oklahoma (250)
*19. Roy Shivers, HB, Utah State (264)
20. Anthony Giacobazzi, E, Iowa (278)

1964

1. Ken Kortas, T, Louisville (9)
2. Herschel Turner, G, Kentucky (24)
*3. Remi Prudhomme, T, Louisiana State (37)
4. Traded to N.Y. Giants
*5. Charles Brooks, E, Michigan State (65)
6. Richard Bowman, E, Syracuse (80)
*7. Jerry Lamb, E, Arkansas (93)
8a. Robert Johnson, E, Wisconsin (104)
8b. George Bednar, G, Notre Dame (102)
9. Willie Ross, HB, Nebraska (121)
*10. Anthony Lawrence, T, Bowling Green (136)
11. Richard Hard, T, Wenatchee Valley J.C. (WA) (144)
12. Rick Sortun, G, Washington (164)
13. Jake Adams, E, Virginia Tech (177)
14. Leonard Slaby, C, Syracuse (192)
15. Clifford Stallings, HB, New Mexico (205)
16. Jack Anderson, RB, Ripon (Wisc.) (220)
*17. John Evans, T, Memphis (233)
18. Dave Hoover, HB, Iowa State (248)
*19. Bob Young, T, Howard Payne (261)
20. Ralph Kubinski, G, Missouri (276)

1963

1a. Jerry Stovall, HB, Louisiana State (2)
1b. Don Brumm, E, Purdue (13)
2. Bob Reynolds, T, Bowling Green (17)
3. Dan Brabham, DE, Arkansas (30)
*3b. Mike Fracchia, HB, Alabama (33)
4. Don Estes, T, Louisiana State (45)
5. Bill Thornton, HB, Nebraska (58)
6. Bob Paremore, HB, Florida A&M (73)
7. Jim Moss, T, South Carolina (36)
8. Jim Cook, G, Oklahoma (101)
*9. Willis Crenshaw, HB, Kansas State (114)
10. Jackie Smith, E, Northwest Louisiana (129)
11. Jim Burson, HB, Auburn (142)
*12. Chuck Walker, G, Duke (157)
13. Alex Zyskowski, HB, Wichita State (170)
14. Paul Lea, HB, Oklahoma (185)
15. Ed Scrutchins, E, Toledo (198)
16. John Slafkosky, T, Notre Dame (213)
17. Dave Meggyesy, LB, Syracuse (226)
18. Larry Stallings, LB, Georgia Tech (241)
19. Darnell Haney, T, Utah State (254)
*20. Bill Clay, E, Arkansas (264)

1962

1a. Fate Echols, T, Northwestern (6)
1b. Irv Goode, C, Kentucky (12)
2. Robert Jackson, FB, New Mexico State (19)
3. Charley Bryant, E, Ohio State (34)
*4. Roger Kochman, HB, Penn State (47)
5. Bill Rice, E, Alabama (68)
6. John Elwell, E, Purdue (75)
7. Bill Kirchiro, G, Maryland (90)
*8. George Cross, T, Auburn (103)
9. Wilburn Hollis, QB, Iowa (118)
10. George Francovitch, G, Syracuse (131)
11. James Saxton, HB, Texas (146)
12. Bob O'Billovich, HB, Montana State (159)
13. Bill Diamond, G, Miami (Fla.) (174)
14. George Mans, E, Michigan (187)
15. Dick Barlund, E, Maryland (202)
16. Bill Wegener, G, Missouri (215)
17. Don Kasso, HB, Oregon State (230)
18. Don Donatelli, C, Florida State (243)
19. Don Smith, HB, Langston (Okla.) (258)
20. Judge Dickson, HB, Minnesota (271)

1961

1. Ken Rice, T, Auburn (8)
2. Fred Arbanas, E, Michigan State (22)
*3. Billy Wilson, T, Auburn (31)
4. Ron McDole, T, Nebraska (50)
5. Glen Bass, East Carolina (64)
6. Dale Evans, HB, Kansas State (78)
*6b. Dick Thornton, QB, Northwestern (83)
*7a. George Hultz, T, Southern Mississippi (92)
7b. Al Bemiller, C, Syracuse (94)
8. Marshall Starks, HB, Illinois (106)
*9. Charles Graning, HB, Georgia Tech (120)
*10. Jim King, T, Clemson (134)
11. Bill Kinnune, G, Washington (148)
12. Mike Stock, HB, Northwestern (162)
13. Ernie McMillan, Eastern Illinois (176)
14. Bob Elliot, FB, North Carolina (190)
15. Mel West, HB, Missouri (204)
16. Jake Bradley, T, Florida A&M (218)
17. Pat Fischer, HB, Nebraska (232)
18. Art Browning, G, Duke (246)
19. Dick Schnell, T, Wyoming (260)
20. Leo Reed, E, Colorado State (274)

1960

1. George Izo, QB, Notre Dame (2)
2a. Harold Olson, T, Clemson (13)
2b. Mike McGee, G, Duke (14)
3a. Hugh McInnis, E, Southern Mississippi (26)
3b. Charles Ellzey, C, Southern Mississippi (29)
4a. Willie West, HB, Oregon (37)
4b. Silas Woods, E, Marquette (38)
5a. Bill Burrell, LB, Illinois (50)
5b. George Phelps, HB, Cornell (54)
5c. Ed Mazurek, T, Xavier (O.) (60)
6. Jack Lee, QB, Cincinnati (61)
7. Larry Wilson, HB, Utah (74)

8. Wayne Crow, HB, California (85)
9. Dewitt Hoopes, T, Northwestern (98)
*10a. Charley Johnson, QB, New Mexico State (109)
10b. Paul Oglesby, T, UCLA (113)
11. Robert Towns, HB, Georgia (122)
12. Tom Chapman, E, Detroit (133)
13. Vic Jones, HB, Indiana (146)
*14. Bob DeMarco, T, Dayton (157)
15. Frank Mestnik, HB, Marquette (170)
16. Jim Hunt, T, Prairie View (181)
17. Joe Davis, T, The Citadel (194)
18. Bob Haas, HB, Missouri (205)
19. Herman Alexander, T, Findlay (OH) (218)
20. Thomas Day, G, North Carolina A&T (229)

1959

1. Billy Stacy, B, Mississippi State (3)
2. Jerry Wilson, E, Auburn (14)
3. Jimmy Butler, B, Vanderbilt (27)
4. Ken Beck, T, Texas A&M (38)
5. Maury Schleicher, E, Penn State (50)
5. Ted Bates, T, Oregon State (from Wash.) (52)
6. Tom Redmond, T, Vanderbilt (63)
6. Mac Lewis, T, Iowa (from Detroit) (64)
7. Choice to San Francisco
8. Choice to Cleveland
9. Gary Ferguson, T, Southern Methodist (98)
10. Emil DeCantis, B, North Carolina (111)
11. Floyd Faucette, B, Georgia Tech (122)
12. Ted Edmondson, E, Hardin-Simmons (135)
13. Pat Lamberti, E, Richmond (146)
14. Bob Bobo, T, Texas-El Paso (159)
15. John Schroeder, E, North Carolina (170)
16. John Dingens, T, Detroit (183)
17. Pete Hart, B, Hardin-Simmons (194)
18. Darrell DeDecker, T, Illinois (207)
19. Billy Dunn, B, Southern Methodist (218)
20. Jerry Lee Murphy, T, Ohio State (231)
21. Dale Memmelaar, G, Wyoming (242)
22. Glenn Shamblin, B, West Virginia (255)
23. Freddie Glick, B, Colorado State (266)
24. Jim Reed, G, East Texas State (279)
25. Jim Jeffrey, T, Auburn (290)
26. Joe Chuha, C, Southern California (303)
27. Bob Corrigan, G, Indiana (314)
28. Don Fleming, B, Florida (327)
29. Jim O'Connor, C, Marshall (338)
30. Rabe Walton, B, North Carolina (351)

1958

King Hill, QB, Rice (bonus choice)
1. John David Crow, B, Texas A&M (1)
2. Jim McCusker, T, Pittsburgh (13)
2. Bobby Jack Oliver, T, Baylor (from Detroit) (20)
3. Larry Cowart, C, Baylor (25)
4. Choice to L.A. Rams
5. Choice to Baltimore
6. Bobby Gordon, B, Tennessee (62)
7. Jon Jelacic, E, Minnesota (73)
8. Choice to San Francisco
9. John Keelan, T, Kansas State (97)
10. Gil Robertshaw, T, Brown (110)
11. Dean Philpot, B, Fresno State (121)
12. Bill Hinton, G. Louisiana Tech (134)
13. Charlie Jackson, B, Southern Methodist (145)
14. Bob Schmidt, T, Minnesota (158)
15. Ray Dunlap, B, Marshall (169)
16. Wade Patterson, E, Idaho (182)
17. Mac Stames, C, Abilene Christian (195)
18. Mario Cheppo, E., Louisville (206)
19. Sonny Randle, B, Virginia (219
20. Jim Matheny, C, UCLA (230)
21. Ray Toole, B, North Texas State (243)
22. Tony Aloisio, E, Indiana (254)
23. John Harbour, T, S.E. Missouri State (267)
24. Eric Soesbe, T, Vanderbilt (278)
25. J.C. Riekenberg, B, Northwestern St. (LA) (291)
26. Ray Masters, B, Southern Methodist (302)
27. Will Lewis, B, Tennessee-Chattanooga (315)
28. Gale McGinty, B, West Texas State (326)
29. Ken Irby, T, Mississippi State (339)

1957

1. Jerry Tubbs, C, Oklahoma (9)
2. Tom Maentz, E, Michigan (21)
3. Bill Hudson, T, Clemson (33)
4. choice to San Francisco
5. Wayne Bock, T, Illinois (57)
6. Choice to Green Bay
7. Choice to Cleveland through N.Y. Giants
8. Choice to L.A. Rams
9. Don McCumby, T, Washington (105)
10. Don Carouthers, E, Bradley (117)
11. Bob Kraus, G, Kansas (129)
12. Bob Derrick, B, Oklahoma (141)
13. Ed Ritt, T, Montana State (153)
14. Bob Fee, B, Indiana (165)
15. Bill Livingston, C, Southern Methodist (177)
16. Terry Hurley, E, Montana (189)
17. Buddy Terry, T, Houston (201)
18. Hal Smith, B, UCLA (213)
19. Paul Barrington, G, Minnesota (225)
20. Tom Homer, T, Kansas (237)
21. Joe Kopniksy, E, West Virginia (249)
22. Don Sizemore, B, Hardin-Simmons (261)
23. Milt Konicek, T, Duke (273)
24. Ron Klim, C, West Virginia (285)
25. Ray Volz, B, Denison (297)
26. Ted Rohde, B, Kansas (309)
27. Bob Butorovich, T, Montana State (321)
28. Hugh Husser, E, Southwestern Louisiana (333)
29. Lee Corso, B, Florida State (345)
30. Frank Gibson, T, Kansas (357)

1956

1. Joe Childress, B, Auburn (6)
2. Norm Masters, T, Michigan State (17)
3. John Roach, QB, Southern Methodist (30)
4. Sam Salerno, T, Colorado (41)
5. choice to L.A. Rams
6. Charlie Dupre, B, Baylor (65)
7. Bob Konovsky, T, Wisconsin (76)
8. Dave Lunceford, T, Baylor (89)
9. Bob Lovely, T, Tampa (100)
10. Willis Towne, E, Wichita State (113)
11. Rob James, B, Auburn (124)
12. Jerry Walker, T, Texas Tech (137)
13. Bo Bolinger, G, Oklahoma (148)
14. Carnell Neuman, B. Illinois (161)
15. Charley Anderson, E, Louisiana Tech (172)
15. Tom Spiers, QB, Ark. St. (from Wash.) (178)
16. George Welsh, QB, Navy (185)
17. Ron Beagle, E, Navy (196)
18. Jim Brown, G, UCLA (209)
19. Ray Zagar, B, Marquette (220)
20. Dickie Mattison, B, Georgia Tech (233)
21. Ronnie Herr, B, Texas Tech (244)
22. Jim Murphy, T, Stephen F. Austin (257)
23. Tony Branoff, B, Michigan (268)
24. Orville Trask, T, Rice (281)
25. Bill Wheeler, T, Kentucky (292)
26. Chuck Zickefoose, E, Kansas State (305)
27. Jack Hutchinson, T, Oklahoma State (316)
28. Jim Miller, QB, Wisconsin (329)
29. Jim Troglio, B, Northwestern (340)
30. Bill Kucera, T, Colorado (352)

1955

1. Max Boydston, E, Oklahoma (1)
2. Lindon Crow, B, Southern California (13)
3. Mal Hammack, B, Florida (25)
3. Tony Pasquesi, T, Notre Dame (from N.Y. Giants) (31)
4. Frank Bernardi, B, Colorado (37)
5. Mario DaRe,T, Southern California (49)
6. Jack Bowersox, G, Maryland (61)
7. Dave Leggett, B, Ohio State (73)
8. Sam Irvine, C, Maryland (85)
9. Charlie McGinty, E, North Texas State (97)
10. Frank Scaffidi, T, Marquette (109)
11. Tom Pepsin, C, Miami (Fla.) (121)
12. Dale Sandstrom, B, Concordia (MN) (133)
13. Tom McLuckie, G. Maryland (145)
14. Gordy Brown, E. Louisiana Tech (157)
15. Dick Brubaker, E, Ohio State (169)
16. Bob Herndon, B, Oklahoma (181)
16. Al Dennis, E, Middlebury (from Chicago) (190)
17. Larry White, C, New Mexico (193)
18. Fred Campbell, T, Duke (205)
19. Dick Coy, T, S. John's (Minn.) (217)
20. Jim Burst, B, Washington (Mo.) (229)
21. Howe Wright, B. Virginia Tech (241)
22. Vic Berra, E, Montana State (253)
23. Karl Bays, T, Eastern Kentucky (265)
24. Max Pierce, B. Utah (277)
25. Bob Scott, E, Evansville (289)
26. Billy Hooper, B, Baylor (301)
27. Bruce Schwager, T, Merchant Marine (313)
28. Bob Ems, B, Southern Illinois (325)
29. Gene Renzi, T, Northeastern (337)
30. Bob Sweet, B, Trinity (Tex.) (349)

1954

1. Lamar McHan, QB, Arkansas (1)
2. Gary Knaflec, E, Colorado (13)
3. Bobby Cavazos, B. Texas Tech (25)
4. Bill Bredde, B, Oklahoma State (37)
5. Don Dohoney, E, Michigan State (49)
6. Tom McHugh,B, Notre Dame (61)
7. Dave Mann, B, Oregon State (73)
8. Paul Larson, B, California (85)
9. Dean Chambers, T, Washington (97)
10. Tommy Lewis, B, Alabama (109)
11. Homer Smith, B, Princeton (121)
12. Howard Pitt, E, Duke (133)
13. Les Goble, B, Alfred (145)
14. Sammy Dumas, G, Arkansas (157)
15. Cecil Harp, E, Pacific (169)
16. Al Kilgore, T, Kent State (181)
17. Jack Troxell, B, Arkansas (193)
18. Dick Young, B, Tennessee-Chattanooga (205)
19. Jerry Sazio, T, William & Mary (217)
20. Stan Huntsman, B, Wabash (229)
21. Jim Stander, T, Colorado (241)
22. Ledio Fanucchi, T, Fresno State (253)
23. Charley Oakley, B, Louisiana State (265)
24. Lou Sawchik, E, Ohio (277)
25. Jerry Marchand, B, Louisiana State (289)
26. Ralph Carrigan, C, Alabama (301)
27. John Culver, B, Harvard (313)
28. Tom Koller, B, William & Mary (325)
29. Bill Albrecht, B, Washington (337)
30. Alex Burl, B, Colorado State (349)

1953

1. Johnny Olszewski, B, California
2. Jim Psaltis, B, Southern California
3. Dale Samuels, QB, Purdue
4. Buck Martin, E, Georgia Tech
5. Bill Shalosky, G, Cincinnati
6. Tony Curcillo, B, Ohio State
6. Tom Higgins, T, N. Carolina (from Phila.)
7. Choice to Philadelphia
8. Jerry Watford, G. Alabama
9. Ed Husmann, G, Nebraska (from Wash.)
Avatus Stone, B, Syracuse
10. Charley Berndt, T, Wisconsin
11. Ed Woodsum, E, Yale
12. Chuck Spaulding, B, Wyoming
13. Frank McPhee, E, Princeton (from Wash.)
Ronnie Morris, B, Tulsa
14. Dick Sprague, B, Washington
15. Nick Chickillo, G, Miami
16. Jimmy Lear, B, Mississippi

17. Earl Heninger, B, Purdue
18. Joe Yukica, E, Penn State
19. Tom Donahue, C, Wake Forest
20. Len D'Errico, G, Boston
21. Joe Curtis, E, Alabama
22. Hal Lokovsek, T, Washington State
23. Jim Root, B, Miami (Ohio)
24. Brad Glass, G, Princeton
25. Haywood Sullivan, B, Florida
26. Don Ringe, T, Idaho
27. C.O. Brocato, C, Baylor
28. Mike Prokopiak, B, New Mexico
29. Earl Wrightenberry, T, Clemson
30. Bill Gaudreau, B, Notre Dame

1952

1. Ollie Matson,B, San Francisco (2)
2. Johnny Karras, B, Illinois (15)
   Darrell (Pete) Brewster, E, Purdue (from Detroit) (20)
3. Choice to San Francisco
4. Choice to L.A. Rams
5. Dick Fugler, T, Tulane (50)
6. John Hancock, G, Baylor (63)
7. Harry Jabbusch, C, South Carolina (74)
8. Don Coleman, G, Michigan State (87)
9. Malcolm Cook, B, Georgia (98)
10. John Feltch, T, Holy Cross (111)
11. Leo Sugar, E, Purdue (122)
12. Joe Masnaghetti, T, Marquette (135)
13. Mel Massucco, B, Holy Cross (146)
14. Tom Tofaute, C, North Carolina State (159)
15. John Davis, B, Indiana (170)
16. Mike Mergen, G, San Francisco (183)
17. Darrell Crawford, B, Georgia Tech (194)
18. Bill Pyron, T, Mississippi State (207)
19. Ed Listopad, T, Wake Forest (218)
20. Frank Fischel, E, Arkansas (231)
21. Wade Musgrove, G, Hardin-Simmons (242)
22. Glenn Lippman, B, Texas A&M (255)
23. Louis (Red) Stephens, G, San Francisco (266)
24. E.J. Moore, G, Abilene Christian (279)
25. Cliff Anderson, E, Indiana (290)
26. Charley Fry, T, Maryland (303)
27. Sam Moses, T, Texas A&M (314)
28. Harold Lutz, E, Alabama (327)
29. Don Kasperan, B, Purdue (338)
30. Will Stolk, B, Miami (351)

1951

1. Jerry Groom, C, Notre Dame (5)
2. Don Joyce, T, Tulane (17)
3. Don Stonesifer, E, Northwestern (29)
4. Dick Doyne, B, Lehigh (41)
5. Lynn Lynch, G, Illinois (from Wash.) (50)
6. Ed Jasonek, B, Furman (65)
7. Dick Punches, T, Colorado (77)
8. Leo Sanford, C, Louisiana Tech (89)
9. Neil Schmidt, B, Purdue (101)
10. Ken Cooper, G, Vanderbilt (from Balt.) (113)
11. Tom Bienemann, E, Drake (125)
12. Jack Landry, B, Notre Dame (137)
13. Volney Peters, T, Southern California (149)
14. Bill Leskovar, B, Kentucky (161)
15. John Simcic, G, Wisconsin (173)
16. Gene Miller, B, Northwestern (185)
17. Henry May, C, Southwest Missouri State (197)
18. Russ Pomeroy, T, Stanford (209)
19. Gene Ackerman, E, Missouri (221)
20. Fred Wallner, G, Notre Dame (233)
21. Dick Bunting, E, Drake (245)
22. S.J. Whitman, B, Tulsa (257)
23. Jim Owens, E, Oklahoma (from Balt.) (269)
24. Billy Cross, B, West Texas State (281)
25. Vernon Quick, G, Wofford (293)
26. Jeff Fleischmann, B, Cornell (305)
27. Ken Huxhold, T, Wisconsin (317)
28. Dick Martin, B, Kentucky (329)
29. Bob Livingston, B, Notre Dame (from Balt.) (341)
30. Leon Root, B, Rutgers (353)

1950

1. Choice to L.A. Rams (8)
2. Jack Jennings, T, Ohio State (20)
3. Bill Svoboda, B, Tulane (from N.Y. Bulldogs) (28)
3. Fran Polsfoot, E, Washington State (34)
4. Don Paul, B, Washington State (46)
5. Carl Kiilsgaard, T, Idaho (60)
6. Warren Wood, G, Puget Sound (72)
7. Billy Gay, B, Notre Dame (from N.Y. Giants) (64)
7. Eddie Badgon, G, Michigan State (86)
8. John Hock, T, Santa Clara (98)
9. Vito Ragazzo, E, William & Mary (112)
10. Walt Grothaus, C, Notre Dame (124)
10. Milt Lavigne, B, S.E. La. (from Pitt.) (125)
11. J.D. Ison, E, Baylor (138)
12. Frank Wallheiser, E, Western Kentucky (150)
12. Bob Sharpe, G, Davidson (from Pitt.) (151)
13. Jerry Hennessey, E, Santa Clara (164)
14. Dee Andros, G, Oklahoma (176)
15. Al Langford, B, Howard Payne (190)
16. Harry Bierman, E, Furman (202)
17. Tom Palmer, T, Wake Forest (216)
18. Ray Espenan,E, Notre Dame (228)
19. Loran Day, B, Northwestern (242)
20. Webb Halbert, B, Iowa State (254)
21. Howard Blumhardt, B, South Dakota (268)
22. Jim Lipinski,T, Fairmont State (280)
23. Bill Montgomery, B, Fresno State (294)
24. Bob Gambold, B, Washington State (308)
25. Lee Truman, B, Kentucky (320)
26. Jim Pittman, B, Mississippi State (332)
27. Tom Bienemann, E, Drake (346)
28. Sonny Jones, B, Wyoming (358)
29. Bill Montagne, B, California (372)
30. Vic Banonis, C, Georgetown (Wash., D.C.) (384)

1949

1. Bill Fischer, G, Notre Dame (10)
2. Dick McKissack, B, Southern Methodist (21)
3. Choice to Boston
4. John Goldsberry, T, Indiana (40)
5. Tom Wham, E, Furman (50)
6. Bernie Hanula, T, Wake Forest (60)
7. Myrl Greathouse, B, Oklahoma (from Det.) (62)
   Jim Cain, E, Alabama (70)
8. Joe E. Brown, B, Georgia Tech (80)
9. Hal Herring, C, Auburn (90)
10. Bob Hecker, B, Baldwin-Wallace (100)
11. Stan Flowers, E, Redlands (110)
12. Billy Stone, B, Bradley (120)
13. Bob Todd, T, Louisville (130)
14. Tony Klimek, E, Illinois (140)
15. Bob McQuade, B, Xavier (150)
16. Tom Murdock, B, Appalachian State (160)
17. Eddie Rupp, B, Denison (170)
18. Webb Halbert, B, Iowa (180)
19. Dean Laun, E, Iowa State (190)
20. Earl Rowan, T, Hardin-Simmons (200)
21. Leon Joslin, B, Texas Christian (210)
22. Bill Sprang, C, Purdue (270)
23. Bob Cox, E, North Carolina (230)
24. Stan Szymakowski, B, Lehigh (240)
25. Choice to N.Y. Giants

1948

1. Jim Spavital, B, Oklahoma State (11)
2. Bill Smith, T, North Carolina (23)
3. Jay Smith, E, Southern Mississippi (35)
4. Choice to Pittsburgh
5. Jim Cason, B, Louisiana State (55)
6. Jim Camp, B, North Carolina (65)
7. Choice to N.Y. Giants
8. Carl Weisner, E, St. Louis (85)
9. Gene Corum, G, West Virginia (95)
10. Clarence Self, B, Wisconsin (105)
11. John Hollar, B, Appalachian State (115)
12. Bob Hanlon, B, Loras (125)
13. George Petrovich, T, Texas (135)
14. Jim Still, B, Georgia Tech (145)
15. Clay Davis, C, Oklahoma State (155)
16. Harry Caughron, T, William & Mary (165)
17. Jerry Davis, B, Southeastern Louisiana (175)
18. Gene Dwyer, E, St. Ambrose (185)
19. Harry Waters, B, Colorado College (195)
20. Dick Monroe, C, Kansas (205)
21. H.M. (Hindu) Reynolds, E, S. Mississippi (215)
22. Dick Wedel, G, Wake Forest (225)
23. Paul Shoults, B, Miami (Ohio) (235)
24. Fred Wendt, B, Texas-El Paso (245)
25. Doug Belden, B, Florida (255)
26. Ray Stackhouse, T, Xavier (265)
27. Bernie Reid, G, Georgia (275)
28. Jim Powell, E, Tennessee (285)
29. Bob Polidor, B, Villanova (293)
30. Bill Fischer, G, Notre Dame (300)

1947

1. DeWitt (Tex) Coulter, T, Army (6)
2. Ermal Allen, B, Kentucky (17)
3. choice to Chicago Bears
4. Ben Raimondi, B, Indiana (40)
5. Howard Turner, B, North Carolina State (49)
6. George Maddock, T, Northwestern (59)
7. Art Dufelmeier, B, Illinois (69)
8. Ray Ramsey, B, Bradley (81)
9. Dave Wallace, B, Oklahoma (89)
10. Charley Sarratt, B, Oklahoma (100)
11. Hardin Cooper, T, Tulsa (111)
12. Carl Russ, B, Rice (119)
13. Buddy Mulligan, B, Duke (130)
14. Charlie Smith, B, Georgia (141)
15. Bob Ravensburg, E, Indiana (149)
16. Barney Barnett, E, N.E. Oklahoma (161)
17. Scotty Deeds, B, Brigham Young (170)
18. Clarence Esser, T, Wisconsin (179)
19. Shelton Ballard, C, Louisiana State (191)
20. Wade Walker, T, Oklahoma (200)
21. Tom Carroll, T, Minnesota (208)
22. Tom Dorsey, B, Brown (221)
23. Otto Schnellbacher, E, Kansas (230)
24. Larry Joe, B, Penn State (239)
25. Dick Abrams, B, Washington State (251)
26. Joe Smith, E, Texas Tech (259)
27. Tony Rotunno, B, St.Ambrose (269)
28. Clyde Lindsey, E, Louisiana State (281)
29. Bob Callahan, C, Michigan (288)
30. Johnny Karamigios, B, Denver (295)

1946

1. Dub Jones, B, Tulane (1)
2. Mac Wenskunas, C, Illinois (11)
3. Elmer Angsman, B, Notre Dame (21)
4. Ham Nichols, G, Rice (31)
5. Joe Golding, B, Oklahoma (41)
6. Len Dickey, T, Texas A&M (51)
7. Pat Lenshan, E, Tennessee (61)
8. Phil Tinsley, E, Alabama (71)
9. J.C. Colhouer, G, Oklahoma State (81)
10. Tom Barber, T, Tennessee-Chattanooga (91)
11. Dick Loepfe, T, Wisconsin (101)
12. Venton Yablonski, B, Columbia (111)
13. Lee Lewis, B, Washington (121)
14. Bob Russell, B, Miami (Ohio) (131)
15. Fred Rovai, G, Notre Dame (141)
16. Ray Evans, T, Texas-El Paso (151)
17. Bob Loubie, B, Miami (Ohio) (161)
18. Frank Irwin, T, Duke (171)
19. Pride Ratteree, G, Wake Forest (181)
20. Bill Heywood, B, Notre Dame (191)

21. Al Traught, B, Miami (Ohio) (201)
22. Clem Andrulewicz, T, Villanova (211)
23. Adam Rakowski, E, Pennsylvania (221)
24. Jack McKenzie, B, Northwestern (231)
25. Tom Worthington, T, Tulsa (241)
26. Jim Vugrin, G, Tennessee (251)
27. Jesse Herschberger, E, S. Methodist (261)
28. Newman Ledbetter, T, Texas Tech (271)
29. Alton Baldwin, E, Arkansas (281)
30. Jim LaRue, B, Duke (291)

1945

1. Charley Trippi, B, Georgia (1)
   Paul Collins, B, Missouri (14)
2. Walt Watt, B, Miami (18)
   Bob Dobelstein, G, Tennessee (28)
3. Zeke Chronister, E, Texas Christian (35)
4. Corwin Clatt, B, Notre Dame (45)
5. Ziggy Czarobski, T, Notre Dame (55)
6. John Harrington, E, Marquette (68)
7. Gene Meeks, B, Kentucky (78)
8. Bill Huber, E, Notre Dame (88)
9. Halley Heard, T, Louisiana State (101)
10. Bob Cowan, B, Indiana (111)
11. Elmore (Buddy) Luper, B, Duke (121)
12. Solon (Bobo) Barnett, G, Baylor (134)
13. Gordon Carver, B, Duke (144)
14. John Cannady, B, Indiana (154)
15. Ben Cittadino, E, Duke (167)
16. Ralph Strayhorn, G, North Carolina (177)
17. John Andretich, B, Purdue (187)
18. John Kramer, T, Marquette (208)
19. J.D. (Red) Cheek, G, Baylor (210)
20. Fred Grant, B, Wake Forest (220)
21. Johnny Cook, B, Georgia (233)
22. Ardie McClure, T, Georgia (243)
23. Hugo Norige, B, Wooster (253)
24. Gene (Red) Knight, B, Louisiana State (266)
25. Don Fambrough, B, Texas (276)
26. Garland (Bulldog) Williams, T, Duke (286)
27. Ed Dusek, B, Texas A&M (299)
28. Otto Payne, B, Texas (309)
29. Did not draft
30. Did not draft

1944

1. Pat Harder, B, Wisconsin (2)
2. Paul Mitchell, T, Minnesota (12)
   Saxon Judd, E, Tulsa (17)
3. Jack Tavener, C, Indiana (28)
   Bill Blackburn, C, Rice (33)
4. Bill Garnaas, B, Minnesota (44)
5. Rodger Smith, B, Texas Tech (55)
6. John (Red) Cochran, B, Wake Forest (66)
7. Frank Scanlan, B, Loyola (CA) (77)
8. Lou Saban, B, Indiana (88)
9. Fran Griffin, T, Holy Cross (99)
10. Leo Daniels, B, Texas A&M (110)
11. Bobby Dodds, B, Tulsa (121)
12. Van Hall, B, Texas Christian (132)
13. Jack Carpenter, T, Missouri (143)
14. Charley Csuri, T, Ohio State (154)
15. Joe Magliolo, B, Texas (165)
16. Walt Szot, T, Bucknell (176)
17. Jack Adams, E, Presbyterian (187)
18. Ray Kuffel, E, Marquette (198)
19. Jack West, E, Texas (209)
20. Jack Esorcia, B, Illinois State (220)
21. Don Buffmire, B, Northwestern (231)
22. Bob Nanni, T, Duke (242)
23. John McGinnis, E, Notre Dame (253)
24. Warren Hodges, T, Kansas (264)
25. Bill Earley, B, Notre Dame (275)
26. Bob Davis, G, Oregon (286)
27. Vince DiFrancesca, T, Northwestern (297)
28. Lloyd Ott, C, North Carolina State (308)
29. Did not draft
30. Did not draft

1943

1. Glenn Dobbs, B, Tulsa (3)
2. Johnny Grigas, B, Holy Cross (14)
   Don Currivan, E, Boston College (18)
3. Al Hust, E, Tenessee (29)
   George Hecht, G, Alabama (33)
4. Al Klug, T, Marquette (44)
5. Stan Mauldin, T, Texas (53)
6. Bill Godwin, C, Georgia (64)
7. Moffatt Storer, B, Duke (73)
8. Fondren Mitchell, B, Florida (84)
9. Emil Lussow, E, Dubuque (93)
10. Paul Hirsbrunner, T, Wisconsin (104)
11. Bill Baumgartner, E, Minnesota (113)
12. Gerard (Buster) Ramsey, G, Wm. & Mary (124)
13. Earl Doloway, B, Indiana (133)
14. Nick Burke, G, Northwestern (144)
15. Bill Campbell, B, Oklahoma (153)
16. Clarence Booth, T, Southern Methodist (164)
17. Elvis (Boots) Simmons, E, Texas A&M (173)
18. Roy Ericson, G, Villanova (184)
19. George (Locomotive) Smith, B, Villanova (193)
20. George Sutch, B, Temple (204)
21. Cliff Kinsey, B, Georgia (213)
22. Weldon Humble, G, Rice (224)
23. Cal Purdin, B, Tulsa (233)
24. Eddie McGovern, B, Illinois (244)
25. Al Drulis, G, Temple (253)
26. Ken MacDonald, C, Rutgers (264)
27. Bill Edwards, G, Louisiana State (273)
28. Pete Hecomovich, B, Idaho (284)
29. Did not draft
30. Did not draft

1942

1. Steve Lach, B, Duke (4)
   Lloyd Cheatham, B, Auburn (14)
2. Wilson (Bud) Schwenk, B, Wash. (MO) (19)
   Vince Banonis, C, Detroit (29)
3. Bob Reinhard, T, California (34)
4. Chal Daniel, G, Texas (44)
5. Rupe Thornton, G, Santa Clara (54)
6. Doug Renzel, B, Marquette (64)
7. Chet Wetterlund, B, Illinois Wesleyan (74)
8. Jud Ringer, E, Minnesota (84)
9. Jim Fitzharris, E, St. Thomas (Minn.) (94)
10. Dick Brye, T, Marquette (104)
11. Charley Givler, G, Wake Forest (114)
12. Hugh Swink, T, Oklahoma State (124)
13. Marv Harshman, B, Pacific Lutheran (134)
14. George Arabian, B, St. Mary's (Calif.) (144)
15. Jackie Crain, B, Texas (154)
16. Carl Suntheimer, C, North Carolina (164)
17. Jimmy Nelson, B, Alabama (174)
18. Norvell Wallach, T, Missouri (184)
19. Did not draft
20. Did not draft

1941

1. John Kimbrough, B, Texas A&M (2)
2. Paul Christman, QB, Missouri (13)
3. Bob Foxx, B, Tennessee (17)
4. John Clement, B, Southern Methodist (28)
5. Ray Apolskis, C, Marquette (32)
6. Marshall Robnett, G, Texas A&M (43)
7. John Kuzman, T, Fordham (52)
8. George Kracum, B, Pittsburgh (63)
9. Tom Vargo, E, Penn State (72)
10. Ray Mallouf, B, Southern Methodist (83)
11. Jack Sommers, C, UCLA (92)
12. Charley Armstrong, B, Mississippi College (103)
13. Wayne Pitts, B, Arizona State (112)
14. Joe Lokanc, G, Northwestern (123)
15. Claude White, C, Ohio State (132)
16. Gates Kimball, T, North Carolina (143)
17. Ray Schultz, G, Missouri (152)
18. Fred Harris, T, Southern Methodist (163)
19. Mel Aussieker, B, St. Louis (172)
20. Frank Platt, T, Penn State (183)

1940

1. George Cafego, B, Tennessee (1)
2. George (Snuffy) Stirnweiss, B, North Carolina (11)
3. Lloyd Madden, B, Colorado Mines (21)
4. Cecil (Jack) Shirk, E, Oklahoma (31)
5. Marty Christiansen, B, Minnesota (41)
6. Vic Reginato, E, Oregon (51)
7. Andy Chisick, C, Villanova (61)
8. Ben Kish, B, Pittsburgh (71)
9. Luke Pappas, T, Utah (81)
10. Jack Roche, B, Santa Clara (91)
11. Bill Davis, T, Texas Tech (101)
12. Stan Anderson, T, Stanford (111)
13. Alton Coppage, E, Oklahoma (121)
14. Judson Hudson, B, Davis & Elkins (132)
15. Joe Ziemba, E, St. Benedict (141)
16. Beryl Clark, B, Oklahoma (151)
17. Ralph Foster, T, Oklahoma A&M (161)
18. Lowell Bryant, B, Clemson (171)
19. Russ Buckley, B, Gustavus-Adolphus (181)
20. Rupert Pate, T, Wake Forest (191)

1939

1. Ki Aldrich, C, Texas Christian (1)
2. Marshall (Biggie) Goldberg, B, Pittsburgh (11)
3. Alvord Wolff, T, Santa Clara (21)
4. Hal (Curly) Stebbins, B, Pittsburgh (31)
5. Bill Daddio, E, Pittsburgh (41)
6. George Faust, B, Minnesota (51)
7. Bill Dwyer, B, New Mexico (61)
8. Sherm Hinkebein, C, Kentucky (71)
9. Earl Brown, E, Notre Dame (81)
10. Earl Crowder, QB, Oklahoma (91)
11. Bowden Wyatt, E, Tennessee (101)
12. Jim Thomas, G, Oklahoma (111)
13. Andy Sabados, G, The Citadel (121)
14. Blase Miatovich, T, San Francisco (131)
15. Russ Clarke, G, Santa Clara (141)
16. Gus Goins, E, Clemson (151)
17. Everett Elkins, B, Marshall (161)
18. Frank Huffman, E, Marshall (171)
19. Mike Kochel, G, Fordham (181)
20. Tom Rice, T, San Francisco (191)

1938

1. Jack Robbins, B, Arkansas (5)
   Milt Popovich, B, Montana (15)
2. Frank Patrick, B, Pittsburgh (20)
   Bob Herwig, C, California (30)
3. Al Barbatsky, T, Fordham (35)
4. Joe Brunansky, T, Duke (45)
5. Ed Cherry, B, Hardin-Simmons (55)
6. Leon Lavington, E, Colorado (65)
7. Phil Dougherty, C, Santa Clara (75)
8. Dwight Sloan, B, Arkansas (85)
9. Bob Kenderdine, E, Indiana (95)
10. Bob Mauther, C, Holy Cross (105)

1937

1. Ray (Buzz) Buivid, B, Marquette (3)
2. Gaynell Tinsley, E, Louisiana State (12)
3. Art Guepe, B, Marquette (23)
4. H.K. (Bucky) Bryan, B, Tulane (32)
5. Harn Harmon, C, Tulsa (43)
6. Phil Dickens, B, Tennessee (52)
7. Herm Dickerson, B, Virginia Tech (63)
8. John Reynolds, C, Baylor (72)
9. Dwight Hafeli, E, Washington (MO) (83)
10. Middleton Fitzsimmons, G, Georgia Tech (92)

1936

1. Jim Lawrence, B, Texas Christian (5)
2. Gomer Jones, C, Ohio State (15)
3. Eddie Erdelalz, E, St. Mary's (CA) (23)
4. Ed Brett, E, Washington State (33)
5. Stan Riordan, E, Oregon (41)
6. Ettore Antonini, E, Indiana (51)
7. Tack Dennis, B, Tulsa (59)
8. Ross Carter, G, Oregon (69)
9. Niels Larsen, T, Stanford (77)

*Future draft choice

DRAFTEES BY SCHOOL

A
Abilene Christian 3
Alabama 21
Alabama State 1
Albany State (Ga.) 1
Alcorn State 1
Alfred 1
Allen (South Carolina) 1
Appalachian State 2
Arizona 5
Arizona State 9
Arkansas 17
Arkansas AM&N 1
Arkansas Central 1
Arkansas State 3
Arkansas-Pine Bluff 2
Arlington State 1
Army 1
Auburn 22
Austin Peay 1

B
Baldwin-Wallace 1
Ball State 2
Baylor 15
Bethune-Cookman 1
Bishop (Tex.) 1
Black Hills (S. D.) 1
Bluefield State (W.Va.) 1
Boise State 2
Boston College 2
Boston University 2
Bowling Green 8
Bradley 3
Brigham Young 8
Brown 4
Bucknell 1

C
Cal-Poly San Luis Obispo . . 1
California State-Fullerton . . 1
California 13
California-Davis 1
Carolina College 1
Central Arkansas 1
Central Michigan 2
Central State (OH) 1
Central State (Okla.) 2
Cincinnati 4
Clarion 1
Clemson 13
Colorado 14
Colorado College 1
Colorado Mines 1
Colorado State 6
Columbia 1
Concordia (Minn.) 1
Connecticut 2
Cornell 1
Cornell (Ia.) 1

D
Dartmouth 1
Davidson 1
Davis & Elkins 1
Dayton 1
Delaware 2
Denison 2
Denver 1
Detroit 3
Drake 3
Dubuque 1
Duke 19

E
East Carolina 2
East New Mexico 1
East Tennessee State 1
East Texas State 3
Eastern Illinois 1
Eastern Kentucky 3
Eastern Michigan 1
Emporia State 1
Evansville 1

F
Fairmont State 1
Findlay (O.) 1
Fisk 1
Florida 9
Florida A&M 3
Florida Atlantic 1
Florida State 9
Fordham 4
Fresno State 6
Furman 5

G
Georgetown 1
Georgia 19
Georgia Tech 11
Grambling State 2
Grays Harbor J.C. (Wash.) . 1
Gustavus-Adolphus 1

H
Hamline (Minn.) 1
Hardin-Simmons 6
Harvard 2
Hawaii 3
Henderson State 1
Holy Cross 5
Houston 4
Howard Payne 2

I
Idaho 6
Illinois 16
Illinois State 1
Illinois Wesleyan 1
Indiana 22
Indiana (PA) 1
Indiana State 2
Iowa 9
Iowa State 9

J
Jackson State 1

K
Kansas 9
Kansas State 12
Kent State 3
Kentucky 12
Kentucky State 1

L
Lamar 3
Lamar Tech 1
Langston (Okla.) 1
Lehigh 2
Lenoir-Rhyne 1
Long Beach State 2
Loras 1
Los Angeles State 1
Louisiana State 20
Louisiana Tech 5
Louisville 5
Loyola (N.O.) 1

M
Marquette 14
Marshall 4
Maryland 9
McNeese State 4
Memphis 3
Memphis State 4
Merchant Marine Academy . . 1
Miami (Fla.) 10
Miami (O.) 8
Michigan 15
Michigan State 13
Middlebury 1
Minnesota 13
Minnesota-Duluth 1
Mississippi 6
Mississippi College 1
Mississippi State 7
Missouri 18
Montana 3
Montana State 4
Montana Tech 1

N
Navy 2
Nebraska 15
New Hampshire 2
New Mexico 6
New Mexico State 6
Newberry (S.C.) 1
None 1
North Alabama 1
North Carolina 14
North Carolina A&T 2
North Carolina State 10
North Dakota State 1
North Texas 1
North Texas State 3
Northeast Louisiana 1
Northeastern 1
Northeastern Oklahoma . . . 1
Northern Illinois 2
Northern Iowa 1
Northwest Missouri State . . 1
Northwestern 16
Northwestern State 3
Notre Dame 27

O
Ohio 1
Ohio State 18
Oklahoma 38
Oklahoma A&M 1
Oklahoma State 9
Oregon 6
Oregon State 3

P
Pacific 2
Pacific Lutheran 1
Penn State 12
Pennsylvania 1
Pittsburg State (Kan.) 1
Pittsburgh 13
Pomona 1
Portland State 3
Prairie View 1
Presbyterian 2
Princeton 3
Puget Sound 1
Purdue 11

R
Redlands (Calif.) 1
Rice 6
Richmond 3
Ripon (Wisc.) 1
Rutgers 2

S
Sam Houston State 3
San Diego State 4
San Francisco 5
San Jose State 6
Santa Barbara 1
Santa Clara 7
Southern Methodist 14
South Carolina 4
South Carolina State 1
South Dakota 3
South Florida 1
Southeast Missouri State . . . 2
Southeast Oklahoma State . . 1
Southeast Louisiana 4
Southern 2
Southern California 13
Southern Illinois 1
Southern Mississippi 7
Southwest Missouri State . . 1
Southwest Texas State 2
Southwest Louisiana 1
St. Ambrose 2
St. Benedict's 1
St. Francis (Ill.) 1
St. John's (Minn.) 1
St. Louis 2
St. Mary's (Calif.) 2
Saint Paul's College (Va.) . . 1
Saint Thomas (Minn.) 1
Stanford 5
Stephen F. Austin 3
Syracuse 8

T
Tampa 1
Texas Christian 8
Temple 2
Tennessee 18
Tennessee State 3
Tennessee-Chattanooga . . . 3
Tennessee-Martin 1
Texas 21
Texas A&I 4
Texas A&M 20
Texas Tech 8
Texas-El Paso 7
The Citadel 4
Toledo 3
Trinity (Tex.) 2
Troy 1
Tulane 6
Tulsa 11
Tuskegee (Alabama) 1

U
U.S. International 1
UCLA 12
UConn 1
Utah 9
Utah State 5

V
Vanderbilt 9
Villanova 5
Virginia 6
Virginia Tech 8
Virginia Union 1

W
Wabash 1
Wake Forest 15
Washington 17
Washington (Mo.) 3
Washington State 11
Wenatchee Valley J.C.
(Wash.) 1
West Texas State 4
West Virginia 7
Western Carolina 1
Western Illinois 3
Western Kentucky 2
Western Michigan 3
Western Ontario 1
Wichita State 2
William & Mary 5
Wisconsin 19
Wofford 1
Wooster 1
Wyoming 10

X
Xavier 3

Y
Yale 1
Yankton (S.D.) 2
Youngstown State 1

MISCELLANEOUS

2012 NFL WEEKLY SCHEDULE

WEEK 1

Wednesday, September 5	Local	Arizona
Dallas at N.Y. Giants	8:30 p.m. (ET)	5:30 p.m.
Sunday, September 9	**Local**	**Arizona**
Indianapolis at Chicago	12:00 p.m. (CT)	10:00 a.m.
Philadelphia at Cleveland	1:00 p.m. (ET)	10:00 a.m.
St. Louis at Detroit	1:00 p.m. (ET)	10:00 a.m.
Miami at Houston	12:00 p.m. (CT)	10:00 a.m.
Atlanta at Kansas City	12:00 p.m. (CT)	10:00 a.m.
Jacksonville at Minnesota	12:00 p.m. (CT)	10:00 a.m.
Washington at New Orleans	12:00 p.m. (CT)	10:00 a.m.
Buffalo at N.Y. Jets	1:00 p.m. (ET)	10:00 a.m.
New England at Tennessee	12:00 p.m. (CT)	10:00 a.m.
Seattle at Arizona	***1:25 p.m. (MST)***	***1:25 p.m.***
San Francisco at Green Bay	3:25 p.m. (CT)	1:25 p.m.
Carolina at Tampa Bay	4:25 p.m. (ET)	1:25 p.m.
Pittsburgh at Denver	6:20 p.m. (MT)	5:20 p.m.
Monday, September 10	**Local**	**Arizona**
Cincinnati at Baltimore	7:00 p.m. (ET)	4:00 p.m.
San Diego at Oakland	7:15 p.m. (PT)	7:15 p.m.

WEEK 2

Thursday, September 13	Local	Arizona
Chicago at Green Bay	7:20 p.m. (CT)	5:20 p.m.
Sunday, September 16	**Local**	**Arizona**
Kansas City at Buffalo	1:00 p.m. (ET)	10:00 a.m.
New Orleans at Carolina	1:00 p.m. (ET)	10:00 a.m.
Cleveland at Cincinnati	1:00 p.m. (ET)	10:00 a.m.
Minnesota at Indianapolis	1:00 p.m. (ET)	10:00 a.m.
Houston at Jacksonville	1:00 p.m. (ET)	10:00 a.m.
Arizona at New England	***1:00 p.m. (ET)***	***10:00 a.m.***
Tampa Bay at N.Y. Giants	1:00 p.m. (ET)	10:00 a.m.
Baltimore at Philadelphia	1:00 p.m. (ET)	10:00 a.m.
Oakland at Miami	1:00 p.m. (ET)	10:00 a.m.
Washington at St. Louis	3:05 p.m. (CT)	1:05 p.m.
Dallas at Seattle	1:05 p.m. (PT)	1:05 p.m.
N.Y. Jets at Pittsburgh	4:25 p.m. (ET)	1:25 p.m.
Tennessee at San Diego	1:25 p.m. (PT)	1:25 p.m.
Detroit at San Francisco	5:20 p.m. (PT)	5:20 p.m.
Monday, September 17	**Local**	**Arizona**
Denver at Atlanta	8:30 p.m. (ET)	5:30 p.m.

WEEK 3

Thursday, September 20	Local	Arizona
N.Y. Giants at Carolina	8:20 p.m. (ET)	5:20 p.m.
Sunday, September 23	**Local**	**Arizona**
St. Louis at Chicago	12:00 p.m. (CT)	10:00 a.m.
Buffalo at Cleveland	1:00 p.m. (ET)	10:00 a.m.
Tampa Bay at Dallas	12:00 p.m. (CT)	10:00 a.m.
Jacksonville at Indianapolis	1:00 p.m. (ET)	10:00 a.m.
N.Y. Jets at Miami	1:00 p.m. (ET)	10:00 a.m.
San Francisco at Minnesota	12:00 p.m. (CT)	10:00 a.m.
Kansas City at New Orleans	12:00 p.m. (CT)	10:00 a.m.
Detroit at Tennessee	12:00 p.m. (CT)	10:00 a.m.
Cincinnati at Washington	1:00 p.m. (ET)	10:00 a.m.
Philadelphia at Arizona	***1:05 p.m. (MST)***	***1:05 p.m.***
Atlanta at San Diego	1:05 p.m. (PT)	1:05 p.m.
Houston at Denver	2:25 p.m. (MT)	1:25 p.m.
Pittsburgh at Oakland	1:25 p.m. (PT)	1:25 p.m.
New England at Baltimore	8:20 p.m. (ET)	5:20 p.m.
Monday, September 24	**Local**	**Arizona**
Green Bay at Seattle	5:30 p.m. (PT)	5:30 p.m.

WEEK 4

Open Date: Indianapolis, Pittsburgh

Thursday, September 27	Local	Arizona
Cleveland at Baltimore	8:20 p.m. (ET)	5:20 p.m.
Sunday, September 30	**Local**	**Arizona**
Carolina at Atlanta	1:00 p.m. (ET)	10:00 a.m.
New England at Buffalo	1:00 p.m. (ET)	10:00 a.m.
Minnesota at Detroit	1:00 p.m. (ET)	10:00 a.m.
Tennessee at Houston	12:00 p.m. (CT)	10:00 a.m.
San Diego at Kansas City	12:00 p.m. (CT)	10:00 a.m.
San Francisco at N.Y. Jets	1:00 p.m. (ET)	10:00 a.m.
Seattle at St. Louis	12:00 p.m. (CT)	10:00 a.m.
Miami at Arizona	***1:05 p.m. (MST)***	***1:05 p.m.***
Cincinnati at Jacksonville	4:05 p.m. (ET)	1:05 p.m.
Oakland at Denver	2:05 p.m. (MT)	1:05 p.m.
New Orleans at Green Bay	3:25 p.m. (CT)	1:25 p.m.
Washington at Tampa Bay	4:25 p.m. (ET)	1:25 p.m.
N.Y. Giants at Philadelphia	8:20 p.m. (ET)	5:20 p.m.
Monday, October 1	**Local**	**Arizona**
Chicago at Dallas	7:30 p.m. (CT)	5:30 p.m.

WEEK 5

Open Date: Dallas, Detroit, Oakland, Tampa Bay

Thursday, October 4	Local	Arizona
Arizona at St. Louis	***7:20 p.m. (CT)***	***5:20 p.m.***
Sunday, October 7	**Local**	**Arizona**
Miami at Cincinnati	1:00 p.m. (ET)	10:00 a.m.
Green Bay at Indianapolis	1:00 p.m. (ET)	10:00 a.m.
Baltimore at Kansas City	12:00 p.m. (CT)	10:00 a.m.
Tennessee at Minnesota	12:00 p.m. (CT)	10:00 a.m.
Cleveland at N.Y. Giants	1:00 p.m. (ET)	10:00 a.m.
Philadelphia at Pittsburgh	1:00 p.m. (ET)	10:00 a.m.
Atlanta at Washington	1:00 p.m. (ET)	10:00 a.m.
Seattle at Carolina	4:05 p.m. (ET)	1:05 p.m.
Chicago at Jacksonville	4:05 p.m. (ET)	1:05 p.m.
Denver at New England	4:25 p.m. (ET)	1:25 p.m.
Buffalo at San Francisco	1:25 p.m. (PT)	1:25 p.m.
San Diego at New Orleans	7:20 p.m. (CT)	5:20 p.m.
Monday, October 8	**Local**	**Arizona**
Houston at N.Y. Jets	8:30 p.m. (ET)	5:30 p.m.

WEEK 6

Open Date: Carolina, Chicago, Jacksonville, New Orleans

Thursday, October 11	Local	Arizona
Pittsburgh at Tennessee	7:20 p.m. (CT)	5:20 p.m.
Sunday, October 14	**Local**	**Arizona**
Oakland at Atlanta	1:00 p.m. (ET)	10:00 a.m.
Dallas at Baltimore	1:00 p.m. (ET)	10:00 a.m.
Cincinnati at Cleveland	1:00 p.m. (ET)	10:00 a.m.
St. Louis at Miami	1:00 p.m. (ET)	10:00 a.m.
Indianapolis at N.Y. Jets	1:00 p.m. (ET)	10:00 a.m.
Detroit at Philadelphia	1:00 p.m. (ET)	10:00 a.m.
Kansas City at Tampa Bay	1:00 p.m. (ET)	10:00 a.m.
Buffalo at Arizona	***1:05 p.m. (MST)***	***1:05 p.m.***
New England at Seattle	1:05 p.m. (PT)	1:05 p.m.
N.Y. Giants at San Francisco	1:25 p.m. (PT)	1:25 p.m.
Minnesota at Washington	4:25 p.m. (ET)	1:25 p.m.
Green Bay at Houston	7:20 p.m. (CT)	5:20 p.m.
Monday, October 15	**Local**	**Arizona**
Denver at San Diego	5:30 p.m. (PT)	5:30 p.m.

WEEK 7

Open Date: Atlanta, Denver, Kansas City, Miami, Philadelphia, San Diego

Thursday, October 18	**Local**	**Arizona**
Seattle at San Francisco	5:20 p.m. (PT)	5:20 p.m.
Sunday, October 21	**Local**	**Arizona**
Tennessee at Buffalo	1:00 p.m. (ET)	10:00 a.m.
Dallas at Carolina	1:00 p.m. (ET)	10:00 a.m.
Baltimore at Houston	12:00 p.m. (CT)	10:00 a.m.
Cleveland at Indianapolis	1:00 p.m. (ET)	10:00 a.m.
Arizona at Minnesota	***12:00 p.m. (CT)***	***10:00 a.m.***
Washington at N.Y. Giants	1:00 p.m. (ET)	10:00 a.m.
Green Bay at St. Louis	12:00 p.m. (CT)	10:00 a.m.
New Orleans at Tampa Bay	1:00 p.m. (ET)	10:00 a.m.
N.Y. Jets at New England	4:25 p.m. (ET)	1:25 p.m.
Jacksonville at Oakland	1:25 p.m. (PT)	1:25 p.m.
Pittsburgh at Cincinnati	8:20 p.m. (ET)	5:20 p.m.
Monday, October 22	**Local**	**Arizona**
Detroit at Chicago	7:30 p.m. (CT)	5:30 p.m.

WEEK 8

Open Date: Baltimore, Buffalo, Cincinnati, Houston

Thursday, October 25	**Local**	**Arizona**
Tampa Bay at Minnesota	7:20 p.m. (CT)	5:20 p.m.
Sunday, October 28	**Local**	**Arizona**
Carolina at Chicago	12:00 p.m. (CT)	10:00 a.m.
San Diego at Cleveland	1:00 p.m. (ET)	10:00 a.m.
Seattle at Detroit	1:00 p.m. (ET)	10:00 a.m.
Jacksonville at Green Bay	12:00 p.m. (CT)	10:00 a.m.
Miami at N.Y. Jets	1:00 p.m. (ET)	10:00 a.m.
Atlanta at Philadelphia	1:00 p.m. (ET)	10:00 a.m.
Washington at Pittsburgh	1:00 p.m. (ET)	10:00 a.m.
New England at St. Louis (London)	6:00 p.m. (GMT)	10:00 a.m.
Indianapolis at Tennessee	12:00 p.m. (CT)	10:00 a.m.
Oakland at Kansas City	3:05 p.m. (CT)	1:05 p.m.
N.Y. Giants at Dallas	3:25 p.m. (CT)	1:25 p.m.
New Orleans at Denver	6:20 p.m. (MT)	5:20 p.m.
Monday, October 29	**Local**	**Arizona**
San Francisco at Arizona	***5:30 p.m. (MST)***	***5:30 p.m.***

WEEK 9

Open Date: New England, NY Jets, St. Louis, San Francisco

Thursday, November 1	**Local**	**Arizona**
Kansas City at San Diego	5:20 p.m. (PT)	5:20 p.m.
Sunday, November 4	**Local**	**Arizona**
Denver at Cincinnati	1:00 p.m. (ET)	11:00 a.m.
Baltimore at Cleveland	1:00 p.m. (ET)	11:00 a.m.
Arizona at Green Bay	***12:00 p.m. (CT)***	***11:00 a.m.***
Buffalo at Houston	12:00 p.m. (CT)	11:00 a.m.
Miami at Indianapolis	1:00 p.m. (ET)	11:00 a.m.
Detroit at Jacksonville	1:00 p.m. (ET)	11:00 a.m.
Chicago at Tennessee	12:00 p.m. (CT)	11:00 a.m.
Carolina at Washington	1:00 p.m. (ET)	11:00 a.m.
Tampa Bay at Oakland	1:05 p.m. (PT)	2:05 p.m.
Minnesota at Seattle	1:05 p.m. (PT)	2:05 p.m.
Pittsburgh at N.Y. Giants	4:25 p.m. (ET)	2:25 p.m.
Dallas at Atlanta	8:20 p.m. (ET)	6:20 p.m.
Monday, November 5	**Local**	**Arizona**
Philadelphia at New Orleans	7:30 p.m. (CT)	6:30 p.m.

WEEK 10

*Open Date: **Arizona**, Cleveland, Green Bay, Washington*

Thursday, November 8	**Local**	**Arizona**
Indianapolis at Jacksonville	8:20 p.m. (ET)	6:20 p.m.
Sunday, November 11	**Local**	**Arizona**
Oakland at Baltimore	1:00 p.m. (ET)	11:00 a.m.
Denver at Carolina	1:00 p.m. (ET)	11:00 a.m.
N.Y. Giants at Cincinnati	1:00 p.m. (ET)	11:00 a.m.
Tennessee at Miami	1:00 p.m. (ET)	11:00 a.m.
Detroit at Minnesota	12:00 p.m. (CT)	11:00 a.m.
Buffalo at New England	1:00 p.m. (ET)	11:00 a.m.
Atlanta at New Orleans	12:00 p.m. (CT)	11:00 a.m.
San Diego at Tampa Bay	1:00 p.m. (ET)	11:00 a.m.
N.Y. Jets at Seattle	1:05 p.m. (PT)	2:05 p.m.
Dallas at Philadelphia	4:25 p.m. (ET)	2:25 p.m.
St. Louis at San Francisco	1:25 p.m. (PT)	2:25 p.m.
Houston at Chicago	7:20 p.m. (CT)	6:20 p.m.
Monday, November 12		
Kansas City at Pittsburgh	8:30 p.m. (ET)	6:30 p.m.

WEEK 11

Open Date: Minnesota, NY Giants, Seattle, Tennessee

Thursday, November 15	**Local**	**Arizona**
Miami at Buffalo	8:20 p.m. (ET)	6:20 p.m.
Sunday, November 18	**Local**	**Arizona**
Arizona at Atlanta	***1:00 p.m. (ET)***	***11:00 a.m.***
Tampa Bay at Carolina	1:00 p.m. (ET)	11:00 a.m.
Cleveland at Dallas	12:00 p.m. (CT)	11:00 a.m.
Green Bay at Detroit	1:00 p.m. (ET)	11:00 a.m.
Jacksonville at Houston	12:00 p.m. (CT)	11:00 a.m.
Cincinnati at Kansas City	12:00 p.m. (CT)	11:00 a.m.
Indianapolis at New England	1:00 p.m. (ET)	11:00 a.m.
N.Y. Jets at St. Louis	12:00 p.m. (CT)	11:00 a.m.
Philadelphia at Washington	1:00 p.m. (ET)	11:00 a.m.
New Orleans at Oakland	1:05 p.m. (PT)	2:05 p.m.
San Diego at Denver	2:25 p.m. (MT)	2:25 p.m.
Baltimore at Pittsburgh *	8:20 p.m. (ET)	6:20 p.m.
Monday, November 19	**Local**	**Arizona**
Chicago at San Francisco	5:30 p.m. (PT)	6:30 p.m.

WEEK 12

Thursday, November 22	**Local**	**Arizona**
Houston at Detroit	12:30 p.m. (ET)	10:30 a.m.
Washington at Dallas	3:25 p.m. (CT)	2:25 p.m.
New England at N.Y. Jets	8:20 p.m. (ET)	6:20 p.m.
Sunday, November 25	**Local**	**Arizona**
Minnesota at Chicago	12:00 p.m. (CT)	11:00 a.m.
Oakland at Cincinnati	1:00 p.m. (ET)	11:00 a.m.
Pittsburgh at Cleveland	1:00 p.m. (ET)	11:00 a.m.
Buffalo at Indianapolis	1:00 p.m. (ET)	11:00 a.m.
Tennessee at Jacksonville	1:00 p.m. (ET)	11:00 a.m.
Denver at Kansas City	12:00 p.m. (CT)	11:00 a.m.
Seattle at Miami	1:00 p.m. (ET)	11:00 a.m.
Atlanta at Tampa Bay	1:00 p.m. (ET)	11:00 a.m.
Baltimore at San Diego	1:05 p.m. (PT)	2:05 p.m.
St. Louis at Arizona	***2:25 p.m. (MT)***	***2:25 p.m.***
San Francisco at New Orleans	3:25 p.m. (CT)	2:25 p.m.
Green Bay at N.Y. Giants *	8:20 p.m. (ET)	6:20 p.m.
Monday, November 26	**Local**	**Arizona**
Carolina at Philadelphia	8:30 p.m. (ET)	6:30 p.m.

WEEK 13

Thursday, November 29	Local	Arizona
New Orleans at Atlanta	8:20 p.m. (ET)	6:20 p.m.
Sunday, December 2	**Local**	**Arizona**
Jacksonville at Buffalo	1:00 p.m. (ET)	11:00 a.m.
Seattle at Chicago	12:00 p.m. (CT)	11:00 a.m.
Indianapolis at Detroit	1:00 p.m. (ET)	11:00 a.m.
Minnesota at Green Bay	12:00 p.m. (CT)	11:00 a.m.
Carolina at Kansas City	12:00 p.m. (CT)	11:00 a.m.
New England at Miami	1:00 p.m. (ET)	11:00 a.m.
Arizona at N.Y. Jets	***1:00 p.m. (ET)***	***11:00 a.m.***
San Francisco at St. Louis	12:00 p.m. (CT)	11:00 a.m.
Houston at Tennessee	12:00 p.m. (CT)	11:00 a.m.
Tampa Bay at Denver	2:05 p.m. (MT)	2:05 p.m.
Pittsburgh at Baltimore	4:25 p.m. (ET)	2:25 p.m.
Cleveland at Oakland	1:25 p.m. (PT)	2:25 p.m.
Cincinnati at San Diego	1:25 p.m. (PT)	2:25 p.m.
Philadelphia at Dallas *	7:20 p.m. (CT)	6:20 p.m.
Monday, December 3	**Local**	**Arizona**
N.Y. Giants at Washington	8:30 p.m. (ET)	6:30 p.m.

WEEK 14

Thursday, December 6	Local	Arizona
Denver at Oakland	5:20 p.m. (PT)	6:20 p.m.
Sunday, December 9	**Local**	**Arizona**
St. Louis at Buffalo	1:00 p.m. (ET)	11:00 a.m.
Atlanta at Carolina	1:00 p.m. (ET)	11:00 a.m.
Dallas at Cincinnati	1:00 p.m. (ET)	11:00 a.m.
Kansas City at Cleveland	1:00 p.m. (ET)	11:00 a.m.
Tennessee at Indianapolis	1:00 p.m. (ET)	11:00 a.m.
N.Y. Jets at Jacksonville	1:00 p.m. (ET)	11:00 a.m.
Chicago at Minnesota	12:00 p.m. (CT)	11:00 a.m.
San Diego at Pittsburgh	1:00 p.m. (ET)	11:00 a.m.
Philadelphia at Tampa Bay	1:00 p.m. (ET)	11:00 a.m.
Baltimore at Washington	1:00 p.m. (ET)	11:00 a.m.
Miami at San Francisco	1:05 p.m. (PT)	2:05 p.m.
New Orleans at N.Y. Giants	4:25 p.m. (ET)	2:25 p.m.
Arizona at Seattle	***1:25 p.m. (PT)***	***2:25 p.m.***
Detroit at Green Bay *	7:20 p.m. (CT)	6:20 p.m.
Monday, December 10	**Local**	**Arizona**
Houston at New England	8:30 p.m. (ET)	6:30 p.m.

WEEK 15

Thursday, December 13	Local	Arizona
Cincinnati at Philadelphia	8:20 p.m. (ET)	6:20 p.m.
Sunday, December 16	**Local**	**Arizona**
N.Y. Giants at Atlanta	1:00 p.m. (ET)	11:00 a.m.
Denver at Baltimore	1:00 p.m. (ET)	11:00 a.m.
Green Bay at Chicago	12:00 p.m. (CT)	11:00 a.m.
Washington at Cleveland	1:00 p.m. (ET)	11:00 a.m.
Indianapolis at Houston	12:00 p.m. (CT)	11:00 a.m.
Jacksonville at Miami	1:00 p.m. (ET)	11:00 a.m.
Tampa Bay at New Orleans	12:00 p.m. (CT)	11:00 a.m.
Minnesota at St. Louis	12:00 p.m. (CT)	11:00 a.m.
Detroit at Arizona	***2:05 p.m. (MT)***	***2:05 p.m.***
Seattle at Buffalo (Toronto)	4:05 p.m. (ET)	2:05 p.m.
Carolina at San Diego	1:05 p.m. (PT)	2:05 p.m.
Pittsburgh at Dallas	3:25 p.m. (CT)	2:25 p.m.
Kansas City at Oakland	1:25 p.m. (PT)	2:25 p.m.
San Francisco at New England *	8:20 p.m. (ET)	6:20 p.m.
Monday, December 17	**Local**	**Arizona**
N.Y. Jets at Tennessee	7:30 p.m. (CT)	6:30 p.m.

WEEK 16

Saturday, December 22	Local	Arizona
Atlanta at Detroit	8:30 p.m. (ET)	6:30 p.m.
Sunday, December 23	**Local**	**Arizona**
N.Y. Giants at Baltimore	1:00 p.m. (ET)	11:00 a.m.
Oakland at Carolina	1:00 p.m. (ET)	11:00 a.m.
New Orleans at Dallas	12:00 p.m. (CT)	11:00 a.m.
Tennessee at Green Bay	12:00 p.m. (CT)	11:00 a.m.
Minnesota at Houston	12:00 p.m. (CT)	11:00 a.m.
New England at Jacksonville	1:00 p.m. (ET)	11:00 a.m.
Indianapolis at Kansas City	12:00 p.m. (CT)	11:00 a.m.
Buffalo at Miami	1:00 p.m. (ET)	11:00 a.m.
Washington at Philadelphia	1:00 p.m. (ET)	11:00 a.m.
Cincinnati at Pittsburgh	1:00 p.m. (ET)	11:00 a.m.
St. Louis at Tampa Bay	1:00 p.m. (ET)	11:00 p.m.
Cleveland at Denver	2:05 p.m. (MT)	2:05 p.m.
Chicago at Arizona	***2:25 p.m. (MT)***	***2:25 p.m.***
San Francisco at Seattle	1:25 p.m. (PT)	2:25 p.m.
San Diego at N.Y. Jets	8:20 p.m. (ET)	6:20 p.m.

WEEK 17

Sunday, December 30	Local	Arizona
Tampa Bay at Atlanta	1:00 p.m. (ET)	11:00 a.m.
N.Y. Jets at Buffalo	1:00 p.m. (ET)	11:00 a.m.
Baltimore at Cincinnati	1:00 p.m. (ET)	11:00 a.m.
Chicago at Detroit	1:00 p.m. (ET)	11:00 a.m.
Houston at Indianapolis	1:00 p.m. (ET)	11:00 a.m.
Green Bay at Minnesota	12:00 p.m. (CT)	11:00 a.m.
Miami at New England	1:00 p.m. (ET)	11:00 a.m.
Carolina at New Orleans	12:00 p.m. (CT)	11:00 a.m.
Philadelphia at N.Y. Giants	1:00 p.m. (ET)	11:00 a.m.
Cleveland at Pittsburgh	1:00 p.m. (ET)	11:00 a.m.
Jacksonville at Tennessee	12:00 p.m. (CT)	11:00 a.m.
Dallas at Washington	1:00 p.m. (ET)	11:00 a.m.
Kansas City at Denver	2:25 p.m. (MT)	2:25 p.m.
Oakland at San Diego	1:25 p.m. (PT)	2:25 p.m.
Arizona at San Francisco	***1:25 p.m. (PT)***	***2:25 p.m.***
St. Louis at Seattle	1:25 p.m. (PT)	2:25 p.m.

*- Sunday night game in Week 17 TBD

* - Sunday Night Games In Weeks 11-16 Subject To Change

POSTSEASON (All games played in 2013)

Saturday, January 5
AFC and NFC Wild Card Playoffs (NBC)

Sunday, January 6
AFC and NFC Wild Card Playoffs (FOX and CBS)

Saturday, January 12
AFC and NFC Divisional Playoffs (FOX and CBS)

Sunday, January 13
AFC and NFC Divisional Playoffs (FOX and CBS)

Sunday, January 20
AFC and NFC Championship Games (FOX and CBS)

Sunday, January 27
AFC – NFC Pro Bowl (NBC)

Sunday, February 3
Super Bowl XLVII in New Orleans (CBS)

FLEX SCHEDULING

In 2012, the NFL will play its seventh season under its flexible scheduling format, which provides the best match-ups to fans across the nation for the final seven Sunday night games on NBC.

For the 2012 season, flexible scheduling will occur in Weeks 11-17. Please note the schedule and tickets for the effected home games list a start time currently of 2:05 or 2:25 p.m. Arizona time (MST).

Twelve days before each flex week – or as few as six days in Week 17 - the NFL will decide and announce the game being moved to 6:30 p.m. MST and also may announce games moving to 2:25 p.m. MST. For the Cardinals, this means that every home game after the November 11 Bye Week is subject to flexible scheduling.

The Arizona Cardinals will post all information regarding game times at www.azcardinals.com. We also recommend you check your local media outlets for additional information regarding scheduled game times.

NFL POLICY FOR RETRACTABLE ROOFS

The National Football League's Policy for Retractable Domed Stadiums was developed by the NFL Competition Committee.

The policy dictates that the home team will decide the status of the roof (open or closed) 90 minutes before kickoff. If the game begins with the roof open, it will be closed only if 1) hazardous conditions develop or are anticipated; or 2) it begins to rain.

The roof will not be closed for rain any time after the five-minute mark of the fourth quarter (including overtime). The roof can be closed at any time to address hazardous situations and if the roof is closed, it will not be re-opened.

Below is the excerpt from the 2012 Policy Manual for Member Clubs, Vol. II detailing the league's policy for retractable roofs. At present, University of Phoenix Stadium, Reliant Stadium in Houston, Lucas Oil Stadium in Indianapolis and Cowboys Stadium in Dallas are the only four venues in the NFL with retractable roofs.

General Policy

One and one-half hours prior to kickoff, the home team will have the authority to determine if the roof should be open or closed for the game. The home club may choose to open the roof for some games and not for others. In the event a game is started with the roof in the open position and it is closed pursuant to the procedures set forth below, or if the game starts with the roof in the closed position, the roof must thereafter remain in the closed position for the duration of the game.

Pre-game Procedures

1) In the week prior to a game and on game day, to preserve and protect the field, the League's tarp rule will be in effect, if the roof is open.
2) No later than one and one-half hours prior to kickoff, the home club is required to notify the Referee or the highest-ranking League official working at the game whether the roof shall be open or closed. The opening or closing of the roof as designated by the home club should be completed no later than the time that the teams take the field for pre-game warm-ups. All overhead lighting must be on prior to team warm-ups and must remain on for the duration of the game.
3) If, subsequent to the home club's decision to have the roof in the open position for the game, a hazardous condition (lightning, severe winds, etc.) develops or is anticipated that threatens the welfare of participants and/or spectators, as determined by the Referee after receiving input from the Stadium Manager and the highest-ranking League official working at the game, the roof shall be closed immediately. If it begins to rain at any time after the club's decision to have the roof in the open position for the game, the roof shall be closed immediately, by signal of the Referee to the Stadium Manager.

In-Game Procedures

4) If a game starts with the roof open, it shall be closed at any time due to the development or anticipation of a hazardous condition that threatens the welfare of participants and/or spectators. The game Referee, in consultation with the highest-ranking League official working at the game, after receiving input from the Stadium Manager, will decide if the roof should be closed. If the roof is closed pursuant to the above, it must remain closed for the duration of the game. Play may continue while the roof is being closed, subject to the Referee suspending play pursuant to the procedures for emergency situations.
5) If a game starts with the roof open, it shall be closed at any time up to the last five minutes of the fourth period if it begins to rain. The decision to close the roof will be made by the Referee, who will signal to the Stadium Manager or otherwise communicate to him or her to begin closing the roof. Play will continue while the roof is closing.
6) If the fourth period ends with the roof in the open position, no change will be made prior to or during an overtime period, unless the roof is closed pursuant to the procedures for hazardous conditions as set forth in No. 4 above.

CARDINALS CHARITIES

Founded in 1990, Cardinals Charities mission is to support programs designed to improve the quality of life and enhance opportunities for children, women, and minorities in Arizona.

Cardinals Charities grants are awarded on an annual basis in response to applications from qualified non-profit organizations whose goals and programs meet the mission statement.

Cardinals Charities also continued its involvement with a wide range of organizations focused on women and children's issues in Arizona. Cardinals Charities supported these programs through grants awarded to the Sojourner Center, Helping Hands for Single Moms, the Ronald McDonald House, Communities in Schools, The Wellness Community and UMOM New Day Centers.

Since its inception, Cardinals Charities has distributed more than $5 million to over 400 worthy Arizona charitable organizations on behalf of the Arizona Cardinals Football Club and the National Football League.

In 2011, Cardinals Charities distributed over $500,000 to worthy Arizona charitable organizations. Included in that number were Boys & Girls Clubs across the state, domestic violence shelters, and various educational programs.

GENERAL GUIDELINES FOR BENEFICIARIES

- Organizations must be exempt under 501 (c) (3) of the Internal Revenue Service code.
- At least 75 percent of funding must be spent in Arizona.
- Grant application will be limited to once each year; however, organizations may reapply each year. Proposals for $5,000 or less are preferred.

APPLICATION PROCESS

Interested organizations must request an application in writing, either by FAX or mail, on their 501 (c) (3) letterhead. Deadline for submission of application is July 1. Grant notification will be made within 120 days following filing deadline.

Address correspondence to:

Cardinals Charities
P.O. Box #888
Phoenix, AZ 85001–0888
FAX: 480/785–7327

Cardinals Charities hosts four signature annual events during the course of each year – the Kickoff Luncheon, Celebrity Golf Classic, the Kingpin Challenge (Dinner and Auction), and the Celebrity Golf Challenge.



KICKOFF LUNCHEON

- Entering its 15th consecutive season.
- The Kickoff Luncheon is a chance for fans and business partners to enjoy lunch and meet the entire Cardinals team and coaching staff prior to the start of each season.
- In 2011, 360 attendees attended the luncheon on the field level at University of Phoenix Stadium in a talk-show style event featuring Cardinals players and emceed by team broadcasters Ron Wolfley and Dave Pasch.

DINNER AND AUCTION—KINGPIN CHALLENGE

- Entering 19th consecutive season and fifth at the Kingpin Challenge at Chandler's Kyrene Lanes.
- The annual dinner and auction format was once again put to the side in 2011 as the fourth annual Kingpin Challenge was held at Chandler's Kyrene Lanes.
- In 2011, 160 bowlers were paired with a current Cardinals player or coach for the bowling tournament.

CELEBRITY GOLF CHALLENGE

- Entering 8th consecutive season.
- A celebrity golf tournament partnering the Arizona Chapter of NFL Alumni with fans, local celebrities and business partners.
- In its seventh year in 2011, the Cardinals Cup had 30 NFL alumni pair up with other Valley sports celebrities and 175 other golfers to raise money through Albertsons to benefit the Ronald McDonald House.

CELEBRITY GOLF CLASSIC

- Entering 24th consecutive season.
- The longest running Cardinals Charities event, the Golf Classic is held each offseason with participants donating money for the opportunity to play with members of the Cardinals organization.
- Each year, participants play a round of golf with various celebrities and have the opportunity to win various luxury items while also bidding on memorabilia and travel packages through an auction.
- In 2012, over 180 attendees played golf with Cardinals alumni and coaches at the Whirlwind Golf Club at Wild Horse Pass.

CARDINALS IN THE COMMUNITY

The 2011 season marked another successful year for the Arizona Cardinals Football Club and its various community-based activities.

Cardinals players, coaches, cheerleaders, mascot Big Red, and front office staff continued the organization's ongoing efforts of being a champion in the community. Throughout the 2011 season, 57 different players, 36 alumni players and 36 members of the women's club took part in 93 different community events and appearances that impacted over 13,000 adults and children throughout Arizona. The Cardinals also donated more than 40,000 pieces of merchandise and memorabilia throughout the past year. During the 2012 offseason, the Cardinals stayed busy by hosting 40 community events involving 30 different current and former players that impacted over 10,000 children and adults.

The Cardinals three signature community programs during the season - the SRP and Safeway Milk and Cookies Program, Gatorade Jr. Training Camps and the NFL Flag Football program – all continued to grow in popularity last year and will continue in 2012.

SRP/SAFEWAY MILK AND COOKIES PROGRAM

- Entering its 11th consecutive season.
- Each Tuesday during the season, a different Cardinals player along with team mascot Big Red reads to students at various Valley elementary schools and distributes book covers and milk and cookies provided by Safeway.
- 10 players visited thirteen different schools and read to over 650 students in 2011.

GATORADE JR. TRAINING CAMPS

- Entering 15th consecutive season. During the 2011 season, the Cardinals put on clinics using Gatorade Jr. Training stations and interactive zones.
- Current and former Cardinals players and Big Red provided football instruction and guidance for students while hosting the kids camps at Valley elementary schools and at University of Phoenix Stadium. The players and Big Red helped promote the NFL's Play 60 message to encourage kids to receive 60 minutes of daily exercise.
- 15 players participated in 22 Gatorade camps impacting 2,200 students during the 2011 season.
- During the 2012 offseason, the Cardinals hosted seven camps for over 700 children.

NFL FLAG FOOTBALL PROGRAM

- Entering 10th consecutive season and presented by University of Phoenix and Catholic Healthcare West.
- 5-on-5 non-contact flag football league for boys and girls to provide basic fundamentals of football throughout the southwest with teams in Arizona, Nevada, New Mexico, Utah and the Imperial Valley of California.
- The program grew from 8,000 participants in 2004 to 12,400 in 2005 to now having over 15,000 players.

- For the seventh consecutive season, the Cardinals hosted a NFL Flag regional tournament at University of Phoenix Stadium. In 2011 the tournament hosted over 500 athletes from California, Arizona, New Mexico, Texas, Colorado, Utah and Nevada participating throughout the weekend.

The Cardinals also continued their involvement with Arizona high school football with the weekly U-Haul "High School Coach-of-the-Week" award and Wells Fargo "High School Player-of-the-Week" award during the 2011 season. Both programs are back for the 2012 season.

"HIGH SCHOOL COACH-OF-THE-WEEK"

- Starting its 18th consecutive season and second presented by U-Haul.
- Every week during the high school football season, a panel selects a high school coach of the week, awards him with a certificate from team Owner William V. Bidwill and a $2,000 check to the coach's school on behalf of Cardinals Charities and U-Haul.
- In 2011, 10 coaches were selected and a total of $20,000 was awarded to Arizona high school football programs.
- A "Coach-of-the-Year" was selected following the 2011 high school season and Justin Argraves from Tucson High School was awarded an additional $4,000 for his school.

"HIGH SCHOOL PLAYER-OF-THE-WEEK"

- Starting its 10th consecutive season and seventh presented by Wells Fargo.
- Every week during the high school football season, a panel selects a high school player of the week who receives a football trophy acknowledging the award at the players' school during an awards ceremony.
- In 2011, 10 players were selected and each was awarded at their school in front of their peers with team mascot Big Red and an alumni player.
- A "Player-of-the-Year" was selected following the high school season and running back D.J. Foster of Saguaro H.S. was given a customized Cardinals jersey and a football trophy engraved with his season stats.

The Cardinals also remained busy during the holidays giving back to those less fortunate. Along with hosting a game day toy drive and a game day canned food drive that benefitted St. Mary's Food Bank, two of the marquee programs that the Cardinals participate in each season during that time of year are the "Help Feed the Hungry" program and the "Teddy Bear Express."

HELP FEED THE HUNGRY

- Last year, 10 players and their families along with front office personnel, cheerleaders and Big Red helped serve Thanksgiving dinner at the Phoenix Rescue Mission for more than 100 people.
- The 2011 season marked the 10th consecutive year of working with the Phoenix Rescue Mission during Thanksgiving.

TEDDY BEAR EXPRESS

- Each year, a Cardinals caravan with players, wives, front office personnel, Big Red and cheerleaders visit hospitals to deliver uniformed personalized teddy bears to children spending the holidays away from home.
- Last year, 13 players visited 200 children at Phoenix Children's Hospital and St. Joseph's Hospital, passing out teddy bears while signing autographs, taking pictures and spreading holiday joy.
- The 2011 season was the 12th consecutive year of program.

The 2012 offseason once again allowed the Cardinals to focus on hosting bigger and more in-depth kids camps. In May, the Cardinals hosted the annual "Football Skills and Education Camp" presented by Dignity Health and SRP as well as the "Cardinals Kicking, Punting and Long Snapping Camp" presented by Dignity Health and SRP.

"FOOTBALL SKILLS AND EDUCATION CAMP"

- 10th consecutive summertime camp
- Presented by Dignity Health and SRP.
- 700 high school football players from Arizona had the opportunity to receive a full day of classroom and on-field instruction from professionals at University of Phoenix Stadium.
- Cardinals players, NFL alumni and former colleges athletes helped coach and instruct each individual position.

ARIZONA CARDINALS KICKING CAMP

- 7th consecutive summertime camp
- Presented by Dignity Health and SRP.
- 100 kickers, punters, and long-snappers from Arizona high school had the opportunity to gain instruction from Senior Director of Community Relations Luis Zendejas and a group of current and former Cardinals specialists.

In addition to being active throughout the community with various player appearances and events, the Cardinals also gave back to the people of Arizona with donations of merchandise and memorabilia.

CARDINALS DONATIONS

- The Cardinals donated 20,000 items of signed merchandise (signed footballs, jerseys and hats) to non-profit organizations in 2011 raising over $125,000 for local charities.
- Finally, during a sold out season at University of Phoenix Stadium last year, 10,000 game tickets were distributed to worthwhile organizations throughout the Valley.

Community service is never out of season for the Cardinals. For more information on the community programs, contact Luis Zendejas (602/379-0101).

ABOUT UNIVERSITY OF PHOENIX STADIUM

From the outset, Cardinals owner Bill Bidwill along with son and team President Michael embarked upon the task of building a new stadium for the team with a very clear focus. They were intent on constructing a bold and innovative venue that would set the industry standard for design excellence and provide the ultimate in fan comfort. The result of those efforts is the $450 million University of Phoenix Stadium that opened in August of 2006 on a 165-acre site in Glendale, just west of Phoenix. In addition to hosting Cardinals games, it was also the site of Super Bowl XLII in addition to hosting the annual Tostitos Fiesta Bowl and the Bowl Championship Series title game on a rotating basis.

ARCHITECTURE: World-renowned architect Peter Eisenman, in partnership with HOK Sport and Hunt Construction Group, created a state-of-the-art design that has already become a distinctive Arizona landmark. The stadium's exterior skin takes its design cue from the barrel cactus and features alternating sections of shimmering metal panels intended to reflect the shifting desert light alongside magnificent vertical glass slots allowing fans a spectacular view of the horizon from any level of the interior.

RETRACTABLE FIELD: University of Phoenix Stadium also features a unique rollout natural grass playing field, contained in a single tray weighing 18.9 million-pounds (234 feet wide, 403 feet long). The first completely retractable field in the United States, it is positioned inside the stadium on game days to offer the preferred natural-grass playing surface for football and outside the stadium for the remaining 350+ days of the year to receive sunlight and watering. The field tray is powered by electric motors mounted on steel wheels riding on tracks embedded in the concrete floor and will takes approximately 60 minutes to move completely. The flexibility of this unique design allows University of Phoenix Stadium to serve as a true multipurpose venue featuring a 160,000 square-foot event floor for other events.

RETRACTABLE ROOF: Atop the stadium roof are two large retractable panels that open and close on an arc. The panels and much of the roof are made of a translucent fabric called Birdair that enables light to penetrate and gives the venue an open, airy feel. When closed it also allows for an air conditioned environment during the hot months but the roof can be opened during cooler times of the year to take advantage of Arizona's patented sunshine. The roof takes about 10 minutes to open or close.



MULTI-PURPOSE: Because of the truly unique multi-purpose nature of the facility, University of Phoenix Stadium is able to host far more than just Cardinals home games. Since opening in August of 2006, the building has hosted a Super Bowl, the Rolling Stones, U2, high school proms, the first-ever BCS national championship game (Florida-Ohio State), monster truck shows, Fiesta Bowls, international soccer matches, high school football championships, trade shows and conventions, the West Regionals of the NCAA men's basketball tournament, and numerous other events. In a given year, Global Spectrum (the buildings operator) successfully books 225+ event days for gatherings large, small and in between.



OTHER FEATURES: In addition to its high-design architecture and innovative design, the stadium also sets new standards for stadium comfort. Its layout provides for excellent site lines, comfortable seats, abundant restrooms and concession stands, spacious end-zone viewing decks, and wide concourses with an open design allowing for an unobstructed view of the field from both the lower and upper concourses. The stadium showcases two state-of-the-art videoboard/scoreboard displays prominently located in the end zones with excellent site lines from all seating areas. It is also aligned along a slight northwest to southeast axis to offer the maximum sun exposure for the grass field and maximum shade for stadium patrons. University of Phoenix Stadium includes 88 luxury lofts - know elsewhere as "suites" - that are unlike any others in the sports industry. Featuring a bold, modern interior design, loft amenities include preferred parking, an exclusive entrance, private restrooms, multiple televisions, and in-loft catering. In addition to the lofts, a luxurious Club Level features wider seats, preferred parking, private entrances, and a climate controlled Club Lounge with multiple two-story spaces, comfortable lounge seating, plentiful TV monitors, upgraded food and beverage offerings and dedicated restrooms. On-site parking accommodates 14,000 cars as part of an innovative site plan designed to create a truly unique tailgating experience for fans. This 160-acre region, known as Sportsman's Park, features over 20 acres of turf including the eight-acre public area known as the Great Lawn. In addition to the 14,000 on-site spaces, parking for an additional 7,500 vehicles is conveniently located on adjacent parcels and another 3,500 on other nearby parcels. University of Phoenix Stadium is owned by the Arizona Sports and Tourism Authority.

BY THE NUMBERS

1.7 million	Square footage of stadium
88	Total number of individual luxury lofts in stadium
7,501	Total number of club seats in stadium
7	Number of club lounges
65,000	Seating capacity for Cardinals games (expandable to 73,000 for Super Bowls and college Bowl games)
10	Approximate number of minutes it takes to open/close the roof
18.5 million	Approximate weight (in pounds) of the roof
70	Approximate number of minutes to roll the field into the stadium
740	Approximate number of feet the field must move to get into the stadium
18.9 million	Weight (in pounds) of the retractable field
21	Number of vertical slots on the exterior wall of stadium
30	Height in feet of the giant numbers designating the three main entrances to the stadium
19	Width in inches of the stadium seats; club seats are 21 inches
10	Number of elevators for public use in stadium
18	Number of escalators for public use in stadium
1,175	Total restroom fixtures for public use in the stadium (32 women's restrooms, 29 men's, and 12 family restrooms)
310	The number of fixed locations for fans to purchase food and beverages (does not include additional portable locations)
8,000	Tons of cooling used by the stadium's air conditioning
2,300	Number of Valley homes that could be accommodated by the air conditioning provided at the stadium
14,000	Number of on-site parking spaces (not including additional 11,000 on adjacent and nearby parcels)
15,451	Square footage of the Cardinals locker room area including equipment and training rooms, shower areas, etc. (Locker room itself is 5,000)
63	Number of sellouts (including preseason and postseason) in the first five seasons at University of Phoenix Stadium (compared to just 12 in 18 seasons at Sun Devil Stadium)
454,785	Votes in favor of Proposition 302 stadium legislation in 2000
1,218	Days between the stadium groundbreaking (4/12/03) and the inaugural game at the stadium (8/12/06)
16,340	Total number of jobs created by Proposition 302; overall economic impact is $1.95 billion
2.6 million	Total number of hours put in by workers during construction project
900	Length in miles of a sidewalk that could be made from the amount of concrete used on the stadium (roughly the distance from Phoenix to San Francisco)
10,000	Approximate number of individual Crown Coor panels that make up the metallic skin of the stadium's exterior

UNIVERSITY OF PHOENIX STADIUM CONTINUES TO BE RECOGNIZED

University of Phoenix Stadium continues to rank as one of the NFL's best stadiums.

In the latest playing surface poll conducted by the NFLPA in the fall of 2010, University of Phoenix Stadium ranked as the number one grass playing surface among players, receiving 788 votes to 530 for Tampa Bay. It marked the second time it has been ranked number one (2008) after finishing third in 2006, the first season the stadium opened.

Below is a list of the top five grass playing surfaces in the NFL according to the NFLPA:

Venue	Team	
1.	**UNIVERSITY OF PHOENIX STADIUM**	**ARIZONA CARDINALS**
2.	RAYMOND JAMES STADIUM	TAMPA BAY BUCCANEERS
3.	QUALCOMM STADIUM	SAN DIEGO CHARGERS
4.	BANK OF AMERICA STADIUM	CAROLINA PANTHERS
5.	LAMBEAU FIELD	GREEN BAY PACKERS

In its series at the end of 2009, ranking the best in sports over the last decade, Sports Illustrated named University of Phoenix Stadium as the Best New Venue.

In selecting the facility #1, Sports Illustrated said: "Named for a college without a football team, this 1.7-million-square-foot stadium has quickly become one of the central venues in the sports world. It's home to the Arizona Cardinals and the Fiesta Bowl and hosted Super Bowl XLII in 2008. The award-winning design features a roof covered by a translucent fabric and exterior walls made of metallic panels to help with cooling inside. The field can be moved outside on rollers, enabling optimal grass growth in the desert setting."

Below is the complete list:

Venue		Team	League	Opened
1.	**UNIVERSITY OF PHOENIX STADIUM**	**ARIZONA CARDINALS**	**NFL**	**2006**
2.	AT&T PARK	SAN FRANCISCO GIANTS	MLB	2001
3.	COWBOYS STADIUM	DALLAS COWBOYS	NFL	2009
4.	YANKEES STADIUM	NEW YORK YANKEES	MLB	2009
5.	PNC PARK	PITTSBURGH PIRATES	MLB	2001
6.	RELIANT STADIUM	HOUSTON TEXANS	NFL	2002
7.	CITIZENS BANK PARK	PHILADELPHIA PHILLIES	MLB	2004
8.	MILLER PARK	MILWAUKEE BREWERS	MLB	2001
9.	CENTURYLINK FIELD	SEATTLE SEAHAWKS	NFL	2002
10.	BUSCH STADIUM	ST. LOUIS CARDINALS	MLB	2006



SPORTSMAN'S PARK

The area that surrounds and encompasses University of Phoenix Stadium is known as Sportsman's Park. The 160-acre region includes car parks, grass areas and other open space available to the public.

Sportsman's Park features over 20 acres of turf, including an eight-acre public area called the Great Lawn, as well as on-site car parks which will handle over 14,000 vehicles, and an abundance of trees and other landscape appointments native to the area.

A tree-lined expanse of grass covering eight acres, the Great Lawn extends west from 95th Avenue to the Loop 101. The lawn stretches over 1,000 feet and is designed for use by fans while tailgating at games or to use during other activities outside the stadium. Surrounding the Great Lawn is a 50-foot wide promenade. In addition to the uninterrupted expanse of grass, the Great Lawn includes areas for vendors and musicians.

CARDINALS AND VALLEY CHEVY DEALERS HOST NFL DRAFT PARTY

The Cardinals hosted the 2012 Draft Party, presented by Valley Chevy Dealers on Thursday, April 26 at the Great Lawn at University of Phoenix Stadium.

At the draft party fans had the opportunity to meet Cardinals players and coaches, team mascot Big Red and see the introduction of the 2012 Cardinals Cheerleaders while watching live NFL Network coverage of the draft.

ARIZONA CARDINALS DRAFT PARTY PRESENTED BY VALLEY CHEVY DEALERS

2nd Annual BIG RED Rib & Music FESTIVAL Presented by Fry's

In conjunction with the draft party, Rojo Event Management held the Second Annual Big Red Rib & Music Festival on the Great Lawn at Sportsman Park. The four-day event featured live music from local and national acts as well as award-winning rib masters from around the country.

CARDINALS PRIMARY HOME STADIUMS

Since the NFL was founded in 1920, the following venues have served as the primary site for Cardinals home games:

1920-1921. . .Normal Park, Chicago *
1922-1925. . .Comiskey Park, Chicago
1926-1928 . .Normal Park, Chicago *
1929-1930 . .Comiskey Park, Chicago
1931-1938. . .Wrigley Field, Chicago
1939-1958. . .Comiskey Park, Chicago **
1959. . . . . .Soldier Field, Chicago
1960-1965. . .Busch Stadium, St. Louis ***
1966-1987. . .Busch Memorial Stadium, St. Louis
1988-2005 . .Sun Devil Stadium, Tempe
2006 - . . . . .University of Phoenix Stadium, Glendale

* Normal Park was also known as Normal Field

** In 1944, the Cardinals and Steelers merged during WWII and home games were split between Comiskey Park and Pittsburgh's Forbes Field

*** Busch Stadium was known as Sportsman's Park from 1909-1952; the Cardinals moved to the newly-opened Busch Memorial Stadium in 1966

PAT TILLMAN MEMORIAL



The plaza surrounding University of Phoenix Stadium is known as the Pat Tillman Freedom Plaza, in honor of the former Cardinals safety who was killed in action on April 22, 2004 while serving his country as a member of the elite Army Ranger unit.

Fans attending home games can visit the Pat Tillman Memorial located at the northwest side of the plaza. The memorial includes a large white bronze sculpture of Tillman on the eastern side and a circular reflection pond on its western side.

The sculpture is approximately eight-feet tall, weighs over 500 pounds, and took nearly nine months to complete. After an extensive search, the Cardinals selected artists Omri Amrany and Gary Tillery to create the sculpture. The sculptors consulted with the team and Pat's wife, Marie, who worked to select the image of Tillman that would best convey his character and spirit. Serving as a backdrop to the sculpture is a nine-foot tall curved wall made of black concrete that measures 42 feet across, symbolic of Tillman's jersey number at Arizona State.

The brimming pool of water on the western side consists of a large 60-foot circular pond made of black concrete and stainless steel. Intended to create a pool of tranquility, it has a surface area of 2,300 square feet.

To the west of the memorial is a grove of 40 Oak trees that symbolizes the jersey number Tillman wore as an Arizona Cardinal and the entire area is surrounded by a grove of Ash and Oak trees.

STEVE SCHOENFELD MEMORIAL PRESS BOX

The press box at University of Phoenix Stadium is named in honor of Steve Schoenfeld, who covered the team and the NFL for the Arizona Republic from 1988 until 2000 when he was killed by a hit-and-run driver.

Steve worked in Tulsa and Dallas before coming to Arizona and spent the last few months of his life covering the NFL for CBS SportsLine. A tough, but fair, reporter and an eloquent writer, he was president of the Pro Football Writers Association from 1997-99, and his untimely death stunned the league.

Steve was a loving family man as well. He was devoted to his wife, Robin, and was a loving son, brother and uncle. He cared deeply about his friends, and he seemed to have thousands of them.

Said Republic colleague and current beat writer Kent Somers, "Steve never met a stranger. He not only knew everyone, he had phone numbers for them, too - and didn't hesitate to call them. It's fitting the press box is named in honor of Steve, because to him there was no better place to be on a Sunday afternoon."

UNIVERSITY OF PHOENIX SECURES STADIUM NAMING RIGHTS

On September 26, 2006 the Cardinals and University of Phoenix announced an exclusive, multi-year agreement with University of Phoenix to become the team's naming rights partner. It marked the first time and only time a National Football League venue has been named after an educational institution.

University of Phoenix, the largest private university in the United States, agreed to invest an average of $7.7 million per year for 20 years in exchange for naming rights, signage and a variety of advertising, marketing and merchandising opportunities. In addition, the alliance enables the University - already international in scope - to reach an even greater number and diversity of potential students, while staying grounded in its hometown community, according to Brian Mueller, president of Apollo Group, the University's parent company.

University of Phoenix was founded over 30 years ago, and serves students both on-line and with over 200 campuses and learning centers in 40 states and four foreign nations.

UNIVERSITY OF PHOENIX STADIUM GOES GREEN

Since 2008, University of Phoenix has teamed up with hometown energy provider Salt River Project (SRP) to power every Arizona Cardinals home game with 100 percent renewable energy.

The Arizona Cardinals are one of only a handful NFL teams to play in a green-powered facility the last four years. For all eight home games and both preseason home contests, 95,000 kilowatt-hours of renewable energy purchased by University of Phoenix offsets electricity used in the stadium -- from the concession stands to the parking lot lighting to the scoreboards. This amount of electricity is comparable to what 60 average homes in Phoenix will use in one month.

University of Phoenix Stadium's green efforts started in early 2008, with the electricity needed to power Super Bowl XLII and the NFL Experience generated from 100 percent renewable energy resources through SRP's EarthWise Program. Additionally, University of Phoenix purchased renewable energy credits to power the Cardinals home game versus the San Francisco 49ers on November 11, 2008.

Additionally, during the 2011 season, SRP pledged to fund the planting of 1,000 ponderosa pine trees for every Cardinals touchdown scored from November 20th through the end of the season. By the end of the season, the Cardinals 14 touchdowns allowed SRP to plant a total of 14,000 trees.

The trees will be planted in the Apache-Sitgreaves National Forest, in the area destroyed by the 2011 Wallow Fire as well as the portion of the Coconino National Forest devastated by the 2010 Schultz Fire. The two fires destroyed a total of 550,000 acres.

During their lifetime, the 14,000 trees will remove carbon dioxide from the air, store carbon in plant tissues and produce oxygen, thereby helping to decrease the impacts of global warming. Over the next 50 years, the trees will also sequester enough carbon dioxide to offset one year of electricity usage for 2,700 households.

CARDINALS CONTINUE TO SELL OUT UNIVERSITY OF PHOENIX STADIUM

The Cardinals sellout streak at University Phoenix Stadium continued last season, selling out all 10 games (including preseason). Entering the 2012 season, the team has now sold out all 63 games played at the stadium. Arizona averaged 61,182 fans per game in 2011, totaling 489,455 fans, the seventh-highest regular season total in franchise history.

Arizona finished last season with a 6-2 record at home and head coach Ken Whisenhunt became the first coach in franchise history to post five consecutive seasons with a .500 record or better while playing at home. The sellout crowds helped the Cardinals finish the season with five straight wins at their home stadium, which marked the first time since 1976 the Cardinals won five straight home games in a season. Four of those wins came in December and January, giving the team a 17-4 record (including postseason) in home games in December and January dating back to 2006. A 26-14 record at home over the last five regular seasons is the best in the NFC West.

Before the opening of University of Phoenix Stadium in 2006 there were only 12 games that sold out in time to be televised locally in 18 years at Sun Devil Stadium.



FAN FEST 2012 HELD AT UNIVERSITY OF PHOENIX STADIUM

"Fan Fest 2012" presented by University of Phoenix took place on June 13, and for the first time, it was held at University of Phoenix Stadium.

The team conducted one of their mini-camp practices at Fan Fest, giving the more than 15,000 fans in attendance their first opportunity to see the 2012 Cardinals in person.

ARIZONA CARDINALS FAN FEST PRESENTED BY University of Phoenix®

Prior to practice, the team held an autograph session for children 12 years of age and younger. In addition, Cardinals Cheerleaders performed before practice and mascot Big Red was in attendance. Photo booth locations and a social media lounge were provided for Cardinals fans, and Cardinals historical merchandise, which included autographed items, was available for purchase to benefit Cardinals Charities.

A kids zone featuring an inflatable quarterback toss, an inflatable obstacle course and two interactive football stations was offered at the south end of the stadium. New Nike Cardinals merchandise was available at the AZone Team Store, and concession stands were open featuring items including $1 hot dogs and $1 sodas.

UNIVERSITY OF PHOENIX STADIUM SEATING

2012 SEASON TICKET PRICES

TERRACE LEVEL	PRICE PER GAME*
TERRACE MAIN	$70
TERRACE SIDELINES	$60
TERRACE SIDELINES TOP FIVE ROWS	$55
TERRACE CORNERS	$40
TERRACE ENDZONE	$25

RING OF HONOR LEVEL	PRICE PER GAME*
ROH SIDELINES	$97.50
ROH CORNERS/ENDZONE	$75

MAIN LEVEL	PRICE PER GAME*
MAIN PREMIER	$112.50
MAIN SIDELINES	$102.50
MAIN CORNERS	$75
MAIN ENDZONE	$65

CLUB LEVEL	PRICE PER GAME*
CLUB SIDELINES	$350**
CLUB GOAL LINE	$225**
CLUB CORNERS	$155**

2012 SINGLE GAME TICKET PRICES

TERRACE LEVEL	PRICE PER GAME**
TERRACE MAIN	$87.50
TERRACE SIDELINES	$75
TERRACE SIDELINES TOP FIVE ROWS	$65
TERRACE CORNERS	$50
TERRACE CORNERS TOP FIVE ROWS	$30
TERRACE ENDZONE	Sold Out

RING OF HONOR LEVEL	PRICE PER GAME**
ROH SIDELINES	$122.50
ROH CORNERS/ENDZONE	$100

MAIN LEVEL	PRICE PER GAME**
MAIN PREMIER	$150
MAIN SIDELINES	$127.50
MAIN CORNERS	$100
MAIN ENDZONE	$90

CLUB LEVEL	PRICE PER GAME**
CLUB SIDELINES	$445
CLUB GOAL LINE	$275
CLUB CORNERS	$180

UNIVERSITY OF PHOENIX STADIUM PARKING

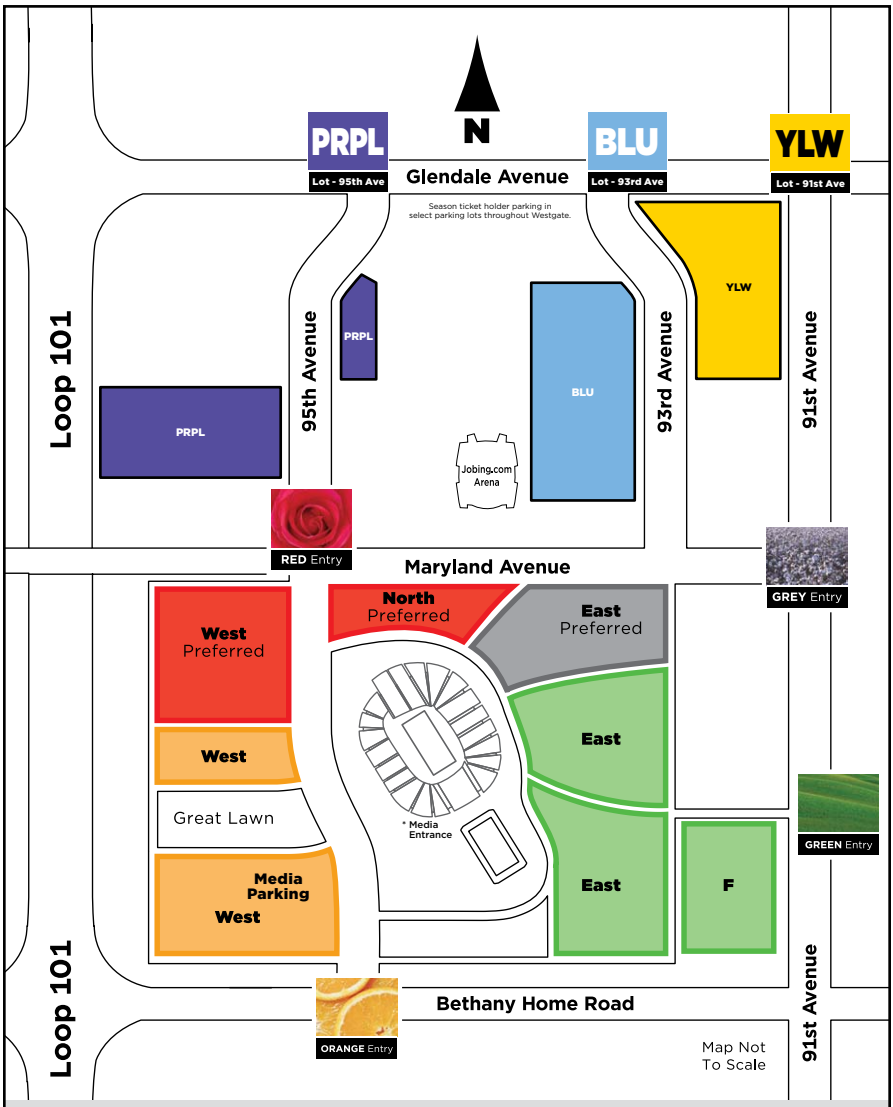

WP — West Preferred Express Carpark Use **RED** Entry

NP — North Preferred Carpark Use **RED** Entry

EP — East Preferred Express Carpark Use **GREY** Entry

W — West General Carpark Use **ORANGE** Entry

E — East General Carpark Use **GREEN** Entry

F — F Field Carpark All Oversized Vehicles Use **GREEN** Entry

PRPL — Purple Lot Entry Via Glendale Ave At 95th Ave

BLU — Blue Lot Entry Via Glendale Ave At 93rd Ave

YLW — Yellow Lot Entry Via Glendale Ave At 91st Ave

CARDINALS HOME GAMES WITH ROOF OPEN 2006-11

The Cardinals are 10-6 all-time in games played with the roof open at University of Phoenix Stadium, having won all three games during the 2011 season and 10 out of the last 12.

Below are the results of the games played with the roof retracted during the first six seasons at University of Phoenix Stadium:

Date	Opponent	Result	Conditions
12/11/11	San Francisco	W, 21-19	Temperature: 66 degrees; Humidity; 27%; Wind: ESE 8 mph
12/4/11	Dallas	W, 19-13 (OT)	Temperature: 53 degrees; Humidity; 43%; Wind: SW 5 mph
11/6/11	St. Louis	W, 19-13 (OT)	Temperature: 64 degrees; Humidity; 34%; Wind: SE 5 mph
12/25/10	Dallas	W, 27-26	Temperature: 64 degrees; Humidity; 30%; Wind: ENE 7 mph
12/5/10	St. Louis	L, 19-6	Temperature: 67 degrees; Humidity; 20%; Wind: Calm
12/27/09	St. Louis	W, 31-10	Temperature: 58 degrees; Humidity: 19%; Wind: WNW 2 mph
12/14/08	Minnesota	L, 35-14	Temperature: 54 degrees; Humidity: 22%; Wind: W 10 mph
12/7/08	St. Louis	W, 34-10	Temperature: 63 degrees; Humidity: 31%; Wind: NE 5 mph
11/10/08	San Francisco*	W, 29-24	Temperature: 62 degrees; Humidity: 35%; Wind: SSW 4 mph
12/30/07	St. Louis	W, 48-19	Temperature: 60 degrees; Humidity: 20%; Wind: Variable 3 mph
12/23/07	Atlanta	W, 30-27 (OT)	Temperature: 58 degrees; Humidity: 17%; Wind: NW 3 mph
12/2/07	Cleveland	W, 27-21	Temperature: 62 degrees; Humidity: 34%; Wind: SSW 3 mph
11/25/07	San Francisco	L, 37-31 (OT)	Temperature: 65 degrees; Humidity: 21%; Wind: Variable 3 mph
12/17/06	Denver	L, 37-20	Temperature: 60 degrees; Humidity: 26%; Wind: W 12 mph
11/12/06	Dallas	L, 27-10	Temperature: 75 degrees; Humidity: 17%; Wind: W 4 mph
10/16/06	Chicago*	L, 24-23	Temperature: 81 degrees; Humidity: 22%; Wind: SW 5 mph

*Monday Night Football

BIDWILLS HELP HONOR CARDINALS HALL OF FAME HALFBACK CHARLEY TRIPPI

Arizona Cardinals owner **Bill Bidwill** and team president **Michael Bidwill** were on hand on Friday, April 13 as the University of Georgia Athletic Association celebrated "Charley Trippi Day" in honor of Georgia legend and former Cardinal great Charley Trippi.

The Bidwills joined Georgia dignitaries including Governor Nathan Deal, Athens Mayor Nancy Denson, Maxwell Club executive director Mark Wolpert, University of Georgia President Dr. Michael Adams, former Bulldogs coach Vince Dooley and representatives of the college and professional football halls of fame at a luncheon at the Georgia Center for Continuing Education on the Georgia campus.

Considered by many as the greatest all-around athlete ever to play at Georgia, Trippi was an All-American in 1946 after leading the nation in scoring and leading the Bulldogs to an 11-0 record, the Southeastern Conference championship and a victory in the Sugar Bowl. He was also named Rose Bowl MVP following Georgia's 9-0 victory over UCLA in 1943. The Cardinals No. 1 future draft pick in 1945, Trippi completed the Cards "Dream Backfield" as a rookie in 1947, scoring two TDs in the 28-21 victory over Philadelphia in the NFL Championship Game. Trippi played halfback and quarterback, was a punter, excelled on special teams and also played defense while piling up over 10,000 yards and 53 TDs during his Cardinals career.

A native of Pittston, PA, Trippi is a member of the Pro Football Hall of Fame, College Football Hall of Fame, Rose Bowl Hall of Fame, State of Georgia Hall of Fame and has also been inducted into the Cardinals Ring of Honor. He is one of just four Georgia players to have his jersey retired.

At the luncheon, former Georgia cornerback Brandon Boykin was honored as the inaugural recipient of the Charley Trippi Most Versatile Player Award.

CARDINALS CHEERLEADERS

Whether it's performing at all Arizona Cardinals home games, community service involvement, appearances at other sporting and civic events, or just signing autographs, the Arizona Cardinals Cheerleaders are recognized throughout the country for their talent, exciting dance routings, and professionalism.

The cheerleaders have performed throughout the United States, Mexico, and Canada. At the invitation of the Pentagon, the cheerleaders also have entertained U.S. military troops in Saudi Arabia, Kuwait, Bosnia, Egypt, Greenland, Kosovo, Bahrain, and China.

Through their talent, showmanship, enthusiasm, and dedication to their community and country, the cheerleaders have established themselves as an integral part of the Cardinals organization.

The cheerleaders are available for community service events, civic events, meetings, conventions, or special occasions. Call the Cardinals (602/379–0101) for more information.

BIG RED

Biography

Hatched: October 4, 1998
Home: University of Phoenix Stadium
Height: 6′–4″
Wingspan: Seven feet
Position: Center (of attention!)
Favorite Foods: Bird seed and gummi worms (no chicken wings)
Favorite Song: "Bird Is The Word"
Off The Field: Big Red can be found throughout Arizona at schools, charity events, and birthday parties.

ARIZONA AT THE FOREFRONT ON CONCUSSION PREVENTION AMONG STUDENT ATHLETES

In August of 2011, the Arizona Cardinals, Barrow Neurological Institute at St. Joseph's Hospital and Medical Center, and the Arizona Interscholastic Association (AIA) announced a major breakthrough in concussion prevention and research that immediately affected more than 100,000 Arizona student athletes.

Arizona became the first state to mandate all student athletes undergo concussion education and pass a formal test before play through a new program specifically geared toward students. Arizona ranked second in the nation for traumatic brain injury, and previously, there had never been a mandated education and testing program designed for student athletes to teach them about the dangerous effects of concussions.

Arizona became the first state to define and create the education directly targeting students through a new e-learning module and the AIA is the first to require that every student complete and pass the education module in order to participate in athletics. The program, designed by AIA, Barrow and the Arizona Cardinals, is changing the face of high school sports in Arizona.

"There are approximately three million sports-related concussions nationally each year," says Javier Cárdenas, MD, neurologist at Barrow, who has taken a state-wide lead in concussion prevention. "Players recognizing the signs and symptoms of concussion can prevent death and disability."

All student athletes through the AIA receive their concussion education through Brainbook, an interactive online site created by Barrow and Arizona State University. Designed to look like a social media site, the students are taken through a series of educational content, activities and videos. At the end of the module, the students are required to pass a formal exam before being cleared to play. The module is the first collaborative educational effort between a pro football team, a hospital, and an interscholastic agency. Brainbook is currently being evaluated for implementation in other states throughout the nation.

In addition to the education program, Barrow has received a $250,000 grant from the Maddock Foundation to develop a research registry which will track concussed student athletes. This will be a powerful tool for Barrow neurologists and researchers to make never-before-known insights into the long-term effects of concussion.

CARDINALS PREPARATORY ACADEMY

In November of 2009, representatives from the Arizona Cardinals Football Club, Washington Elementary School District, Cardinals Charities, Communities in Schools of Arizona and University of Phoenix came together to dedicate the newly constructed facilities and campus of the Arizona Cardinals Preparatory Academy (8520 N. 19th Avenue, Phoenix).

The Arizona Cardinals Preparatory Academy, in partnership with the Washington Elementary School District, Cardinals Charities, Communities in Schools Arizona and founding partner University of Phoenix, was established in 2007 as a small public middle school (fifth through eighth grades) whose aim is to create a learning environment that will receive all the successful programs, services and resources each organization has to offer.

The academy opened its doors in August 2007 with its first class of 40+ fifth and sixth grade students. Grades seven and eight were added over the next two years. The Cardinals Academy offers a small-school environment with high parental involvement and a community service focus.

Accelerated instruction is provided to focus students on their education and service learning to help them achieve success. The academy promotes small class size with adult mentors, quality teachers, and community resources delivered in an accessible way to reduce or eliminate non-scholastic barriers to staying in school.

CATCH FITZ ON YOUR HOME FOR CARDINALS FOOTBALL

ARIZONA SPORTS

620 AM - ARIZONASPORTS.COM

TEXT "CARDS" TO 620620 FOR BREAKING NEWS AND SCORES

CARDINALS BROADCASTING

CARDINALS ON THE RADIO

The Cardinals are pleased to continue their partnership with Bonneville/KTAR in 2012. KTAR has been the flagship radio station for the Cardinals since 2005.

GAME-DAY RADIO PROGRAMMING

Cardinals games will simulcast on Arizona Sports 620 KTAR (AM) and News Talk 92.3 KTAR (FM). Arizona Sports 620 KTAR will also air pre-game and post-game programming for every contest as well as non-game day programming including the Big Red Rage.

If there is a scheduling conflict with the Suns or Diamondbacks, all Cardinals game day programming will air on News Radio 92.3 KTAR while the baseball or basketball game will be carried on Arizona Sports 620 KTAR.

Calling the play-by-play for his 11th straight season with the Cardinals is Dave Pasch. He joined the team in 2002 after three seasons as the football and basketball voice of Syracuse University. In addition to Cardinals broadcasts, Pasch can be seen on ESPN calling NBA and college football and basketball.

Joining Pasch for his eighth year as radio analyst is Ron Wolfley, a former player and four-time Pro Bowl selection and special-teams standout with the Cardinals who selected him in the fourth round of the 1985 draft. One-half of the "Doug and Wolf Show" on Arizona Sports 620 KTAR, the Buffalo, NY native played collegiately at West Virginia before enjoying a 10-year NFL career with the Cardinals (1985-91), Browns (1992-93) and Rams (1995).

Dave Pasch

Ron Wolfley

Paul Calvisi

Arizona Sports 620 KTAR Radio talk-show host and Cardinals Reporter Paul Calvisi offers sideline commentary during the game broadcasts.

Game-day programming begins three hours prior to kickoff on Arizona Sports 620 KTAR (AM) and News Talk 92.3 KTAR (FM) with "The NFL Kickoff Show." Hosted by former Cardinals running back and current Alumni Programs Manager Damien Anderson along with azcardinals.com beat reporter Darren Urban, the show spotlights the upcoming Cardinals matchup and the latest game day news from around the NFL.

Two hours prior to kickoff, Calvisi will be joined by former Cardinals linebacker Rob Fredrickson, former NFL offensive lineman Glenn Parker and Anderson for the "Pre-Game Huddle." Fredrickson played with the Cardinals from 1999-2002, Parker, a former University of Arizona standout, spent 11 years in the NFL, playing for the Buffalo Bills, Kansas City Chiefs and New York Giants.

"Cardinal Talk," a post-game fan-interactive program, can be heard immediately following each contest on Arizona Sports 620 KTAR. Cardinal Talk is hosted by Jon Bloom and allows fans to give their opinion on each game and hear expert analysis from Fredrickson, Anderson, and Parker.

ARIZONASPORTS.COM

CARDINALS RADIO AFFILIATES

Name	Call Letters	Station City
KATO	1230 AM	Thatcher
KAZM	780 AM	Sedona
KNTR	980 AM	Lake Havasu
KDDL/KQNA	94.3 FM	Prescott Valley
KVNA	600 AM	Flagstaff
KZUA	92.1 FM	Holbrook
KBLU	560 AM	Yuma
KNKI	106.7 FM	Show Low
KIKO	1340 AM	Miami
KCUB	1290 AM	Tucson
KGMN	100.1 FM	Kingman

WEEKDAY RADIO PROGRAMMING

Returning to the airwaves in 2012 is "The Big Red Rage." Live from Majerle's in Chandler for the fifth consecutive season, "The Big Red Rage" is co-hosted by Paul Calvisi and Ron Wolfley, who will be joined by two Cardinals players for each program. The show typically airs from 7:00-8:00 p.m. on Thursday evenings throughout the season on Arizona Sports 620 KTAR. If there is a scheduling conflict with a Diamondbacks or Suns game, check azcardinals.com for date and time changes.

SPANISH RADIO

In 2000, the Cardinals became the first professional team in Arizona to offer all games – preseason and regular season, home and away - on Spanish-language radio. The broadcasts can be heard on Jose 106.9/107.1 FM. Game day coverage begins two hours prior to kickoff.

Gabriel Trujillo

Rolando Cantu

The broadcast team of Gabriel Trujillo (play-by-play), and former Cardinals offensive lineman Rolando Cantu (analyst) return in 2012.

Trujillo is in his 13th season of play-by-play with the Cardinals. From 2000-2005, he also called the action in Spanish for the Phoenix Suns. Cantu played with the Cardinals for two seasons (2005-06), and during the 2005 season, he became the first Mexican born player (non-kicker) to ever take the field in an NFL regular season game. In addition to his broadcast duties, Cantu also serves as the team's Manager of International Business Affairs.

CARDINALS ON TELEVISION

PRE-SEASON TV

The Cardinals are back again on ABC 15 (KNXV-TV) for the 2012 preseason in High Definition. Sharing play-by-play duties are Dave Pasch and Paul Calvisi, joined by Ron Wolfley (analyst), and Jody Jackson (sideline). The Cardinals Broadcast Team recently received an Emmy Award (Rocky Mountain Region) for preseason coverage in 2010-2011.

TEAM SHOWS

The team will produce three TV programs throughout the 2012 season: "Cardinals: Season In Focus," "Cardinals Flight Plan: with Head Coach Ken Whisenhunt," and "Cardinals Headquarters." The programs can be found on ABC 15 (KNXV-TV), NBC 12 News (KPNX-TV) and Fox Sports Arizona.

"Cardinals: Season In Focus" is a weekly half-hour program dedicated to providing an close-up view of the team, on and off the field. Each week, segments such as the popular "Wired," as well as "Zoom" tell the story of the season, and shed light on the personalities within the football club. The show is hosted by Paul Calvisi and features reports from Jody Jackson and Ron Wolfley. (ABC 15, Saturday morning*/FS Arizona, Sunday morning*)

"Cardinals Flight Plan: with Head Coach Ken Whisenhunt" allows viewers to see and hear the inside story straight from the man in charge. Hosted by Wolfley, the show will feature an in-depth look at pivotal plays from the previous week's game with an eye on the upcoming opponent and the Cardinal's plan for victory. (NBC 12, Sunday 12:00 am following Saturday Night Live/FS Arizona, Sunday morning*)

"Cardinals Headquarters," airing exclusively on Fox Sports Arizona, will be shown on Wednesday/Thursday (depending upon live FS Arizona conflicts) evenings throughout the season and will re-air throughout the week prior to game-day. "HQ" will focus on all of the weekly news surrounding the team including the head coach and quarterbacks weekly press conferences.

*Check weekly local listings for specific times or log on to azcardinals.com for up-to-date showtimes.

SPANISH RADIO

Over the last 12 years the Arizona Cardinals Football Club has reached out to its Spanish language speaking fans by becoming the first professional team in Arizona to offer all games on Spanish radio (2000), and launching a Spanish language version of the team's web site www.azcardinals.com/espanol (2007).

The broadcast team of Gabriel Trujillo (play-by-play), and former Cardinals offensive lineman Rolando Cantú (analyst) will be back again in 2012. Trujillo returns for his 13th season of play-by-play with the Cardinals. From 2000-2005, he also called the action in Spanish for the Phoenix Suns. Cantú played with the Cardinals for two seasons (2005- 06), and during the 2005 season, he became the first Mexican born player non-kicker to ever take the field in an NFL regular season game. In addition to his broadcast duties, Cantú is also the team's Manager of International Business Affairs.

The Cardinals broadcast in Spanish locally on 710 ESPN Deportes Radio in Phoenix. In 2008, the Cardinals expanded the content of their game broadcasts with a one-hour Spanish language pre-game show hosted by Trujillo and Cantú. Spanish speaking Cardinals fans can tune into Primera Y Diez (First and Ten) every Wednesday during the season on 710AM ESPN Deportes. This two hour Spanish language program features a recap of the previous week's game and insight into the next opponent. In addition to 710AM ESPN Deportes, the broadcast will be simulcast on Jose 106.9/107.1 FM.

The Spanish broadcast team will be back on the web as they return for "Al Cronómetro" (On The Clock) a Spanish language web-show that recaps the last game and looks ahead at the next opponent.

For the fifth straight season, the Cardinals will bring the Spanish language broadcast to fans in Mexico. The team has partnered with Larsa Comunicaciones (Larsa Communications Group), the leading radio network in northern Mexico to bring the broadcast to 26 stations in 18 cities throughout Mexico, including Guadalajara, Puerto Vallarta, Hermosillo and Mexico City.

GRUPO LARSA COMUNICACIONES

CARDINALS BROADCASTING WINS TWO EMMYS

In October of 2011, Cardinals Broadcasting was awarded two Emmy Awards by the National Academy of Television Arts & Sciences in the Rocky Mountain Southwest Region.

The following Emmys were awarded to Cardinals Broadcasting:

On-Camera Talent Sports – Sports Reporter

- Paul Calvisi: Arizona Cardinals Reporting

Sporting Event/Game – Live/Unedited

- Arizona Cardinals Pre-Season Football 2010
  Tim DeLaney, Jonathan Hayward, Bob Adlhoch, Martin Tarr

In addition, Cardinals Broadcasting earned three other Emmy nominations:

Sports – Program Feature/Segment/Regularly Scheduled Program

- Larry Fitzgerald: Milestone Catches
  Arizona Cardinals Broadcasting
  Tim DeLaney, Paul Calvisi, Jim Omohundro
- Arizona Cardinals: Wired
  Arizona Cardinals Broadcasting
  Tim DeLaney, Mike Dowling, Jonathan Hayward

Sports – One-time Special

- All In: NFL Combine All-Access with the Cardinals
  Cardinals Broadcasting
  Tim DeLaney

CARDINALS ON THE INTERNET

For all the latest news and updates, follow the Arizona Cardinals on Facebook (facebook.com/arizonacardinals) and on Twitter (twitter.com/AZCardinals)

For in depth analysis log on to AZCardinals.com. The team's official web site provides feature stories, audio/video content and the latest news on Darren Urban's "Word from the Birds" blog and on twitter at http://twitter.com/cardschatter.

CARDINALS TWITTER ACCOUNTS

Official Team Accounts

Arizona Cardinals ..... @AZCardinals
Darren Urban, Team Writer ..... @CardsChatter
AZone Team Shop ..... @AZoneShop

Cardinals Players Accounts

WR Early Doucet ..... @AZPlaymaka80
WR Larry Fitzgerald ..... @LarryFitzgerald
WR Michael Floyd ..... @MichaelMFloyd
WR Jaymar Johnson ..... @JJ_Cards83
WR Andre Roberts ..... @ARob12_Cards
WR DeMarco Sampson ..... @sampson04
WR Stephen Williams ..... @SteveWill_14
TE Todd Heap ..... @ToddHeap86
TE Rob Housler ..... @House81
TE Steve Skelton ..... @steveskelton44
TE Martell Webb ..... @WorldWideWebb80
QB Rich Bartel ..... @RichBartel
QB Kevin Kolb ..... @KevinKolb_4
QB Ryan Lindley ..... @RyanLindley14
QB John Skelton ..... @johnskelton19
FB Anthony Sherman ..... @ASherman49
RB Alfonso Smith ..... @FonzoAZ46
RB Beanie Wells ..... @BeanieWells26
RB Ryan Williams ..... @lilsweetness34
OL Jeremy Bridges ..... @bigslab73
OL Daryn Colledge ..... @DarynColledge71
OL Bobby Massie ..... @MrBig434
OL Adam Snyder ..... @ASnyds68
OL Chris Stewart ..... @chris_stewart5
OL D.J. Young ..... @dj_young67
DB Mike Adams ..... @meezybaby27
DB Justin Bethel ..... @Jbet26
DB Crezdon Butler ..... @butlerboy28
DB William Gay ..... @williamgay23
DB Jamell Fleming ..... @JamellFleming
DB A.J. Jefferson ..... @AJJefferson
DB Rashad Johnson ..... @49foyamind49
DB Patrick Peterson ..... @ThE_rEaL_P2
DB Kerry Rhodes ..... @kerryrhodes
DB James Sanders ..... @JamesSanders36
DB Greg Toler ..... @greg_toler
DB Adrian Wilson ..... @adrian_wilson24
DL Calais Campbell ..... @Campbell93
DL David Carter ..... @dcarter1987
DL Darnell Dockett ..... @ddockett
DL Nick Eason ..... @njeason
DL Vonnie Holliday ..... @therealholliday
DL Ricky Lumpkin ..... @Rickydl53
DL Ronald Talley ..... @daTalleyman
DL Dan Williams ..... @MrDanWilliams
LB Sam Acho ..... @TheSamAcho
LB Stewart Bradley ..... @StewBradley
LB Antonio Coleman ..... @AC_BIG12AU
LB Quentin Groves ..... @QuentinGroves
LB O'Brien Schofield ..... @Ob_Scho
LB Reggie Walker ..... @Rwalk56
LB Daryl Washington ..... @DWashington58
K Jay Feely ..... @jayfeely
P Dave Zastudil ..... @zasty9

Cardinals Broadcasters

Dave Pasch, Play-by-play Announcer ..... @DavePasch
Ron Wolfley, Color Commentator ..... @wolf620
Paul Calvisi, Sideline Reporter ..... @PaulCalvisi
Gabriel Trujillo, Spanish Play-by-play Announcer ..... @LaVozRoja
Rolando Cantu, Spanish Color Commentator ..... @RolandoRCantu
Damien Anderson, Digital Media Contributor ..... @DamienAnderson

For a complete list of social platforms the Cardinals are on, visit:

AZCARDINALS.COM/SOCIAL

NFL CONTACTS

National Football League, 280 Park Ave., New York, NY 10017. Tel: (212) 450-2000.
Paul Hicks, Executive Vice President of Communications and Government Relations; **Joe Browne,** Senior Advisor to the Commissioner; **Greg Aiello,** Senior VP Public Relations; **Brian McCarthy,** VP of Corporate Communications; **Mike Signora,** Dir. Of Media Relations and International Communications; **Randall Liu,** Dir. of NFC Information; **Corry Rush,** Dir. of AFC Information.

ARIZONA CARDINALS
Mark Dalton, Chris Melvin, Mike Helm, Matt Storey
8701 S. Hardy Drive
Tempe, AZ 85284-2800
(602) 379-0101
Fax (602) 379-1821

ATLANTA FALCONS
Reggie Roberts, Frank Kleha, Brian Cearns, Matt Haley
4400 Falcon Parkway
Flowery Branch, GA 30542
(770) 965-3115
Fax (770) 965-2766

BALTIMORE RAVENS
Kevin Byrne, Chad Steele, Patrick Gleason, Karen McGee
1 Winning Dr.
Owings Mills, MD 21117
(410) 701-4000
Fax (410) 701-4100

BUFFALO BILLS
Scott Berchtold, Chris Jenkins, Matt Heidt, Dominick Rinelli
One Bills Drive
Orchard Park, NY 14127
(716) 648-1800
Fax (716) 648-3202

CAROLINA PANTHERS
Charlie Dayton, Steven Drummond, Ryan Anderson
800 South Mint Street
Charlotte, NC 28202-1502
(704) 358-7000
Fax (704) 358-7618

CHICAGO BEARS
Jim Christman, Mike Corbo
1920 Football Drive
Lake Forest, IL 60045
(847) 295-6600
Fax (847) 615-2387

CINCINNATI BENGALS
Jack Brennan, PJ Combs, Inky Moore
One Paul Brown Stadium
Cincinnati, OH 45202-3492
(513) 621-3550
Fax (513) 621-3570

CLEVELAND BROWNS
Neal Gulkis, Brian Smith Dan Murphy
76 Lou Groza Blvd.
Berea, OH 44017-0146
(440) 891-5000
Fax (440) 891-5002

DALLAS COWBOYS
Rich Dalrymple, Scott Agulnek, Jancy Briles
One Cowboys Parkway
Irving, TX 75063
(972) 556-9900
Fax (972) 556-9918

DENVER BRONCOS
Patrick Smyth, Erich Schubert Rebecca Villanueva
13655 Broncos Parkway
Englewood, CO 80112
(303) 649-9000
Fax (303) 649-0562

DETROIT LIONS
Matt Barnhart, Deanna Caldwell, Ben Manges, Tara Ryan
222 Republic Drive
Allen Park, MI 48101
(313) 216-4000
Fax (313) 216-4248

GREEN BAY PACKERS
Jason Wahlers, Aaron Popkey, Sarah Quick, Jonathan Butnick
1265 Lombardi Avenue
Green Bay, WI 54304
(920) 569-7500
Fax (920) 569-7201

HOUSTON TEXANS
Kevin Cooper, Zac Emmons Evan Koch
Two Reliant Park
Houston, TX 77054
(832) 667-2000
Fax (832) 667-2188

INDIANAPOLIS COLTS
Avis Roper, Pamela Humphrey, Matt Taylor, Matt Conti
7001 West 56th Street
Indianapolis, IN 46254
(317) 297-2658
Fax (317) 388-0982

JACKSONVILLE JAGUARS
Dan Edwards, Ryan Robinson, Alisa Abbott, Renzo Sheppard
One EverBank Field Drive
Jacksonville, FL 32202
(904) 633-6000
Fax (904) 633-6055

KANSAS CITY CHIEFS
Ted Crews, Brad Gee Luke Shanno
One Arrowhead Drive
Kansas City, MO 64129
(816) 920-9300
Fax (816) 923-4719

MIAMI DOLPHINS
Harvey Greene, Jason Jenkins Fitz Ollison
7500 SW 30th Street
Davie, FL 33314
(954) 452-7010
Fax (954) 452-7055

MINNESOTA VIKINGS
Bob Hagan, Tom West, Jeff Anderson, Jon Ekstrom
9520 Viking Drive
Eden Prairie, MN 55344
(952) 828-6500
Fax (952) 828-6540

NEW ENGLAND PATRIOTS
Stacey James, Aaron Salkin Cecily Faenza
Gillette Stadium
Foxborough, MA 02035
(508) 543-8200
Fax (508) 543-9053

NEW ORLEANS SAINTS
Greg Bensel, Doug Miller, Justin Maccione
5800 Airline Drive
Metairie, LA 70003
(504) 733-0255
Fax (504) 731-1888

NEW YORK GIANTS
Pat Hanlon. Peter John-Baptiste, DeAndre Phillips
Timex Performance Center
1925 Giants Drive
East Rutherford, NJ 07073
(201) 935-8111
Fax (201) 935-8493

NEW YORK JETS
Bruce Speight, Jared Winley, Meghan Gilmore
One Jets Drive
Florham Park, NJ 07932
(973) 549-4800
Fax (973) 549-4691

OAKLAND RAIDERS
Zak Gilbert, Will Kiss, Erin Exum
1220 Harbor Bay Parkway
Alameda, CA 94502
(510) 864-5000
Fax (510) 864-5160

PHILADELPHIA EAGLES
Derek Boyko, Ryan Nissan, Brent Strohsacker
One NovaCare Way
Philadelphia, PA 19145
(215) 463-2500
Fax (215) 667-6114

PITTSBURGH STEELERS
Burt Lauten, Nate LoCascio Ryan Scarpino
3400 South Water Street
Pittsburgh, PA 15203
(412) 432-7800
Fax (412) 432-7878

ST. LOUIS RAMS
Artis Twyman, Casey Pearce Julia Faron
One Rams Way
St. Louis, MO 63045
(314) 982-7267
Fax (314) 770-9261

SAN DIEGO CHARGERS
Bill Johnston, Scott Yoffe, Jamaal LaFrance, Jen Rojas
4020 Murphy Canyon Rd.
San Diego, CA 92123
(858) 874-4500
Fax (858) 292-2760

SAN FRANCISCO 49ERS
Bob Lange, Mike Chasanoff, Dan Beckler
4949 Centennial Blvd.
Santa Clara, CA 95054
(408) 562-4949
Fax (408) 727-2760

SEATTLE SEAHAWKS
Dave Pearson, Lane Gammel Rich Gonzales, Jeff Garza
Virginia Mason Athletic Complex
12 Seahawks Way
Renton, WA 98056
(425) 203-8000
Fax (425) 203-8027

TAMPA BAY BUCCANEERS
Jonathan Grella, Michael Pehanich, Dan Berglund, Kelly Schutz
One Buccaneer Place
Tampa, FL 33607
(813) 870-2700
Fax (813) 387-6317

TENNESSEE TITANS
Robbie Bohren, Dwight Spradlin, Jared Puffer
460 Great Circle Road
Nashville, TN 37228
(615) 565-4000
Fax (615) 565-4105

WASHINGTON REDSKINS
Tony Wyllie, Daniel Sampson, Ross Taylor
21300 Redskin Park Drive
Ashburn, VA 20147
(703) 726-7000
Fax (703) 726-7086

TRAINING FACILITY

While the Cardinals home games moved from the East Valley to the West Valley in 2006, the team continues to train and maintain its corporate headquarters at the South Tempe facility that opened in 1990.

Covering 14.7 acres of land that was formerly a cotton field, the Cardinals facility opened in September of 1990. The 94,000 square-foot state-of-the-art facility sports desert building materials, and three and one-half acres of Sonoran desert landscaping.

In the spring of 1996, it served as a location for the filming of "Jerry Maguire" starring Tom Cruise.

Environmentally sensitive, it utilizes passive solar energy to light offices and corridors while employing masonry and shadow to eliminate heat.

The main building is flanked by a two-story attached building that includes a public area, the ticket office, and the media relations department.

Tifway 419 sod, the same hybrid used at University of Phoenix Stadium, covers seven and one-half acres on the east side of the building and includes three laser-leveled side-by-side practice fields. Underneath lies a complex lateral piping, sub-drainage system constructed with drainage tiles that accommodate as much as three inches of rain water that can be drained from all three fields.



The Cardinals' training facility in south Tempe has housed the franchise's day-to-day operations since 1990.

2012 TRAINING CAMP PRESENTED BY HYUNDAI

The Cardinals annually trek 150 miles north of Phoenix to the cool climate of Flagstaff, Arizona, Northern Arizona's largest city located at one of America's highest city elevations. The excellent facilities of Northern Arizona University (N.A.U.) provide the team's preseason training camp home.

While Phoenix temperatures range somewhere between hot and hotter in late July and August, the Cardinals benefit from Flagstaff's 7,200-foot altitude that consistently produces daytime temperatures in the upper 70s and low 80s. On average, summer temperatures in Flagstaff reach 90 degrees only three days per year.

Flagstaff is situated in the Coconino National Forest, the largest continuous stand of ponderosa pines in the world. It also serves as the county seat for Coconino County, the second largest county in the nation with 12 million acres.

Flagstaff's name is derived from a tall pine tree made into a flagpole in 1876 to celebrate the Declaration of Independence Centennial.

The picturesque N.A.U. campus arguably provides the National Football League's most scenic training-camp venue. The Cardinals' three practice fields literally were carved from pine trees with the San Francisco Peaks, the highest points in Arizona at 12,633 feet, serving as an unrivaled backdrop and a photographer's delight.

N.A.U.'s 14,420-seat Walkup Skydome also offers the Cardinals flexibility if the occasional summertime afternoon showers interfere with practice schedules.

TRAINING CAMP '12 FLAGSTAFF
PRESENTED BY HYUNDAI
ValleyHyundaiDealers.com

2012 TRAINING CAMP SCHEDULE

The Arizona Cardinals Football Club will return to Northern Arizona University in Flagstaff in late July to begin their 2012 training camp.

The team will report to the campus of NAU on Tuesday, July 24 and begin practice the following afternoon on Wednesday, July 25. The club will break camp on Tuesday, August 21.

The Cardinals will be away from Flagstaff the week of August 5 when they play two preseason games in five days. On Sunday, August 5 the team faces off against the New Orleans Saints in the Pro Football Hall of Fame Game in Canton, OH and on Friday, August 10 they meet the Kansas City Chiefs at Arrowhead Stadium.

In all, the team will conduct a total of 21 practices during their stay in Flagstaff.

RED AND WHITE PRACTICE: On Saturday, July 28 the Cardinals will host a special "Red and White" outdoor practice from 11:30 AM-1:20 PM. Weather permitting, the practice will be preceded by an outdoor full-team autograph session for kids 12 and under (10:45-11:10 AM) and conclude with a live goal-line session.

PRACTICES: The Cardinals will also have a night practice on Wednesday, August 1 from 7:15-9:15 PM at the remodeled Lumberjack Stadium on NAU's campus.

All other practices in Flagstaff will be held on the grass fields adjacent to the Walkup Skydome. In the event of inclement weather, they will be moved inside to the Skydome.

The Collective Bargaining Agreement requires that on days a team has two training camp practices, one of them must be a walk-through. On Cardinals two-a-days, the morning session will be a walk-through while the afternoon will be a full practice.

Practice times are subject to change and fans are encouraged to check the team's official website www.azcardinals.com for the most up-to-date practice info, as well as @azcardinals on Twitter and Facebook.com/arizonacardinals.

The team's tentative training camp schedule is as follows:

Date	Practice Time
Wednesday, 7/25/12	3:05-5:00 PM
Thursday, 7/26/12	9:00-10:15 AM (walk-through) 3:15-5:00 PM
Friday, 7/27/12	9:00-10:15 AM (walk-through) 3:15-5:00 PM
Saturday, 7/28/12	11:30 AM-1:20 PM (Red and White Practice)
Monday, 7/30/12	9:00-10:15 AM (walk-through) 3:15-5:00 PM
Tuesday, 7/31/12	3:15-5:15 PM
Wednesday, 8/1/12	9:00-10:15 AM (walk-through) 7:15-9:15 PM (Lumberjack Stadium)
Thursday, 8/2/12	3:15-5:15 PM
Friday, 8/3/12	9:00-11:00 AM
Trip to Canton, OH for Hall of Fame Game & Kansas City for Chiefs game	
Monday, 8/13/12	9:00-10:15 AM (walk-through) 3:15-5:00 PM
Tuesday, 8/14/12	3:15-5:15 PM
Wednesday, 8/15/12	9:00-10:15 AM (walk-through) 3:15-5:00 PM
Monday, 8/20/12	9:00-10:15 AM (walk-through) 3:15-5:00 PM
Tuesday, 8/21/12	8:45-10:20 AM

INDEX

100-Yard Receiving Games 259-261
100-Yard Rushing Games 258
1947 Championship Team. 291-293
2011 Final Statistics 234-235
2012 NFL Calendar 3
2012 NFL Weekly Schedule 418-420
2012 Schedule 1
300-Yard Passing Games. 261-262
Administrative Staff Headshots 43-44
Aeneas Williams HOF Finalist 125
All-NFL/Postseason Awards. 404-406
All-Time Opponents. 408
All-Time Results 319-370
All-Time Roster, Alpha & Numerical 295-316
Alternate Uniform 190
Annual Results 318
Annual Statistical Leaders 381-385
Annual Turnover Differential. 386
Assistant Coaches, All-Time 394-395
Assistant Coaches (Bios) 14-31
Athletic Training Staff (Bios) 39-40
Bidwill, Michael (Bio) 7
Bidwill, William V. (Bio). 6
Big Red. 437
Biggest Comebacks, All-Time 274-276
Birthdays, Cardinals Players 53
Broadcasting Info 440-442
Cardinals Academy 438
Cardinals Charities 422-423
Cardinals Home Stadiums 430
Cheerleaders. 437
Community Info 424-425
Concussion Prevention. 438
Daylight Saving Time. 8
Defensive Rankings, Year-By-Year 400
Defensive Statistics, 2011 236
Defensive Touchdowns (1960-2011). 389-390
Directory, Cardinals Staff 4-5
Draft History 409-415
Draft Party, 2012 430
Draftees by School 416
Equipment Staff (Bios) 41
Fan Fest, 2012 433
First Down Records, Team. 279
Flex Scheduling 421
Fumble Records, Individual. 273
Fumble Records, Team 284
Game Summaries, 2011 242-249
Game-By-Game Stats, 2011 240-241
Graves, Rod (Bio) 9
Head Coaches, All-Time 394
History of Franchise 290-294
Hottest/Coldest Games (1960-2011) 393
Interception Records, Individual 269
Interception Records, Team 282
Internet Info 443
Jim Stanley Passing 34
Kickoff Return Records, Individual. 272
Kickoff Return Records, Team 284
Last Time 406-408
License Plates, Cardinals 200
Longest Plays. 256-257
Longevity Records, Individual 273
Minegar, Ron (Bio) 8
Miscellaneous Records, Team 284
Miscellaneous Stats, 2011 252
Nike Uniforms 72
Offensive Rankings, Year-By-Year. 399
Overtime Games 402-403
Participation, 2011 250-251
Passing Records, Individual 266-267
Passing Records, Team 281-282
Penalty Records, Team 282-283
Players of the Week, 1984-2011 401
Playoffs, All-Time 285
Postseason Records, Individual 285-286
Postseason Records, Team 287-288
PR Contacts (NFL). 444
Preseason Results, All-Time 371-374
Prime Time Games. 392

INDEX (CONT.)

Pro Bowlers, Alphabetical. 400
Pro Bowlers, By Year 399
Pro Personnel (Bios) 32-38
Punt Return Records, Individual 271
Punt Return Records, Team. 283
Punting Records, Individual 270-271
Punting Records, Team 283
Quarterbacks, 1960-2011 391
Quarterback Sacks, Individual 270
Radio Affiliates. 440
Receiving Records, Individual 268-269
Retired Jerseys 317
Retractable Roof Policy (NFL) 421
Ring of Honor 396-398
Roof Open, Results 436
Rushing Records, Individual 264-265
Rushing Records, Team 280
Scoring Records, Individual 262-264
Scoring Records, Team 277-278
Schoenfeld Memorial Press Box 431
Selling Out the Stadium. 433
Shutouts, All-Time 387-388
Single-Game-Bests, Passing Yards 255
Single-Game-Bests, Receiving Yards 255
Single-Game-Best, Rushing Yards. 254
Single-Game-Bests, Sacks. 255
Spanish Broadcasts 441-442
Special Teams Touchdowns (1960-2011) 390
Super Bowl XLIX in Arizona 32
Team-by-Team Results 375-380
Thanksgiving Games 393
Ticket Prices 434
Tillman Memorial 431
Training Camp 446
Training Facility 445
Two-Point Conversions, All-Time 388
University Of Phoenix Stadium Info. 426-433
University Of Phoenix Stadium Seating 434
University Of Phoenix Stadium Parking. 435
Video Chats, Combine 215
Whisenhunt, Ken (Bio) 10-13

CARDINALS MEDIA RELATIONS CONTACTS

Mark Dalton . . . . Vice President, Media Relations
Office Direct Phone 602/379–1720
Office E-mail . . . . . mdalton@cardinals.nfl.net

Chris Melvin . . . . . Media Relations Manager
Office Direct Phone 602/379–1882
Office E-mail . . . . . cmelvin@cardinals.nfl.net

Mike Helm . . . . . Media Relations Coordinator
Office Direct Phone 602/379–1647
Office E-mail . . . . . mhelm@cardinals.nfl.net

Matt Storey . . . . . Media Relations Coordinator
Office Direct Phone 602/379–1620
Office E-mail . . . . . mstorey@cardinals.nfl.net

Kami Wise . . . . . Administrative Assistant
Office Direct Phone 602/379–1724
Office E-mail . . . . . .kwise@cardinals.nfl.net

Media Relations FAX. 602/379–1821

2012 Media Guide Credits: Written and edited by the Arizona Cardinals media relations department: Mark Dalton, Chris Melvin, Mike Helm, Matt Storey, and Kami Wise, with special acknowledgement to all past Cardinals public and media relations staff members who have contributed to this publication through the years. Primary photography provided by team photographer Gene Lower. Special editorial and statistical assistance provided by Santo Labombarda and the Elias Sports Bureau as well as Pete Fierle and the Pro Football Hall of Fame. Additional editorial assistance from T.J. Troup, and Michael Brenner. Design: Mike Chavez. Printing: Ben Franklin Press.

ARIZONA
CARDINALS

ENHANCING BUSINESS PERFORMANCE THROUGH INNOVATIVE TECHNOLOGY SOLUTIONS

MOBILITY | OFFICE PRODUCTIVITY | UNIFIED COMMUNICATIONS & COLLABORATION
NETWORK & SECURITY | DATA CENTER | VIRTUALIZATION | DATA PROTECTION | CLOUD

Mark Feller
VP of Technology
Arizona Cardinals

"Insight has been our technology partner for eight years and they continue to help the Cardinals provide a technology platform that gives our business the **quickness and efficiency we need.** Insight is all about **quality products** and **quality people,** both of which combine to help us score a technology touchdown."

The Official Technology Partner of the Arizona Cardinals

Insight®

1.800.INSIGHT ▼ INSIGHT.COM
INSIGHT | INSIGHT ENTERPRISES INC | @INSIGHTENT

Copyright © 2012 Insight Direct USA, Inc. All rights reserved. Insight and the Insight logo are registered trademarks of Insight Direct USA, Inc.
All other company and product names are trademarks or service marks of their respective owners.

University of Phoenix®
Official Education Partner



Twenty-four teachers recognized as MVPs in the classroom.
In case you're keeping score.

University of Phoenix is the Official Education Partner of the Arizona Cardinals. Last year, we recognized 24 exceptional Arizona teachers, and this year we'll be rewarding each new MVP teacher with $500 to spend on classroom supplies. Visit any of our Phoenix area locations or phoenix.edu/cardinals to nominate a teacher you think is a true MVP.

phoenix.edu/cardinals