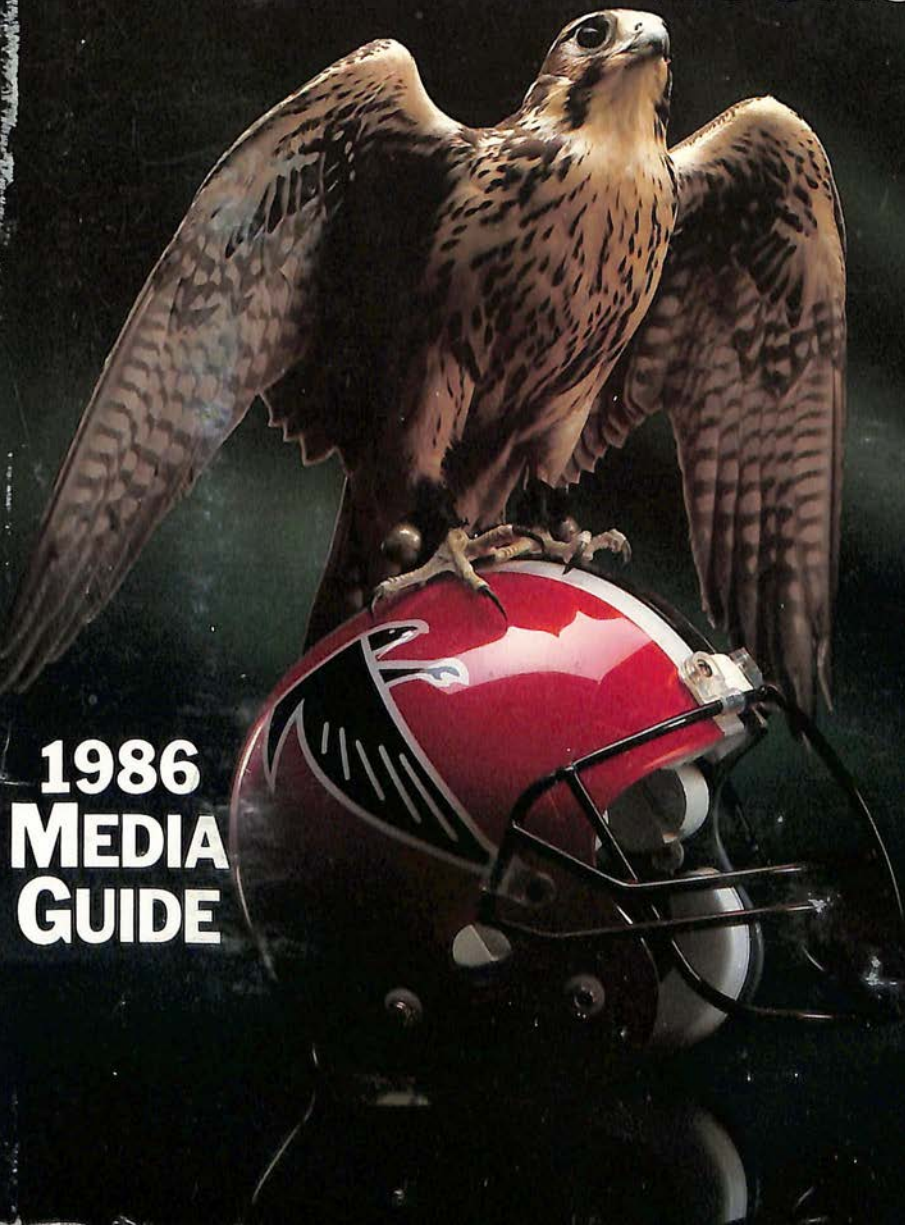


# ATLANTA FALCONS



**1986  
MEDIA  
GUIDE**

# FLY DELTA TO OVER 100 CITIES IN THE U.S. AND OVERSEAS.

More nonstops from Atlanta than any other airline. Delta is Georgia's Number One airline, and Atlanta is Delta's hometown. With over 370 departures a day.

A big choice of nonstops, thru-jets or connecting service from Atlanta to cities coast to coast and Europe.

One of the most modern jet fleets in the air, featuring Wide-Ride TriStars, 767s, 727s with Wide-Ride cabins, Boeing 737s and 757s.

Money-saving fares, too. We have a big choice of discount fares, including group fares. There are special qualifications, so check for details. See your professional Travel Agent. Or call Delta at 765-5000.



## DELTA GETS YOU THERE<sup>®</sup>



More publications available at:

[www.retroseasons.com/library/](http://www.retroseasons.com/library/)

# Atlanta Falcons 1986 Schedule

## Preseason

August	6	NEW YORK GIANTS	7:00
August	16	at Tampa Bay	8:00
August	23	CLEVELAND	8:00
August	29	at Washington	8:00

## Regular Season

September	7	at New Orleans	12:00
September	14	ST. LOUIS	1:00
September	21	at Dallas	12:00
September	28	at Tampa Bay	4:00
October	5	PHILADELPHIA	1:00
October	12	LOS ANGELES RAMS	1:00
October	19	SAN FRANCISCO	1:00
October	26	at Los Angeles Rams	1:00
November	2	at New England	1:00
November	9	NEW YORK JETS	1:00
November	16	CHICAGO	1:00
November	23	at San Francisco	1:00
November	30	at Miami	1:00
December	7	INDIANAPOLIS	1:00
December	14	NEW ORLEANS	1:00
December	21	at Detroit	1:00

Home Games in CAPITAL letters. All times local.

## TICKET INFORMATION

For details on Falcon game tickets, call 404-261-5400.

Tickets to all Atlanta games are \$10 and \$14.

The Falcon ticket office is located at 950 E. Paces Ferry Road,  
Suite 2920.

Tickets can also be obtained through all SEATS outlets.

# Contents

<b>Staff</b>		<b>Career Leaders</b> . . . . .	120
Front Office . . . . .	4	Year-by-Year Leaders . . . . .	121
Coaches . . . . .	8	Top Performances . . . . .	124
<b>Players</b>		Single Game, Season, Career Records . . . . .	127
Veteran Profiles . . . . .	20	Attendance . . . . .	
Draft Choices . . . . .	66	Chronological History . . . . .	146
Other Players to Watch . . . . .	65	Preseason Results . . . . .	152
Free Agents . . . . .	71	Year-by-Year Results . . . . .	153
Draft History . . . . .	72	Coaching History . . . . .	156
Rosters . . . . .	80	<b>Miscellaneous</b>	
<b>1985</b>		Schedule . . . . .	1
Statistics . . . . .	84	Falcons in Uniform . . . . .	16
In Review . . . . .	87	Pronunciation Guide . . . . .	81
Game-by-Game Statistics . . . . .	96	How the '85 Falcons Were Built . . . . .	18
<b>Opponents</b>		NFL PR Directory . . . . .	108
'86 Opponent Info . . . . .	101	Playoff Pairings & Priorities . . . . .	79
Series vs. Opponents . . . . .	109	Suwanee Training Complex . . . . .	150
Falcons vs. NFL . . . . .		Atlanta Fulton County Stadium . . . . .	151
<b>History</b>		Falcons on Prime Time . . . . .	148
20-Year Roster . . . . .	80	Falcons in Overtime . . . . .	149
Playoff History . . . . .	113	Travel Itinerary . . . . .	65
Falcon Honors . . . . .	118	NFL Schedules . . . . .	158
		Radio Network . . . . .	Inside Back

## Directory

Chairman of the Board . . . . .	Rankin Smith, Sr.
President . . . . .	Rankin Smith, Jr.
Executive Vice President . . . . .	Taylor Smith
Director of College Scouting . . . . .	Tom Braatz
Vice President & Chief Financial Officer . . . . .	Jim Hay
Director of Pro Personnel . . . . .	Bill Jobko
Sales & Marketing . . . . .	Tommy Nobis
Director of Public Relations & Promotion . . . . .	Charlie Dayton (O: 404-945-1111) (H: 404-998-5185)
Assistant Director of Public Relations . . . . .	Bob Dickinson (H: 404-352-5831)
Community Affairs/Cheerleader Director . . . . .	Carol Breeding
Ticket Manager . . . . .	Jack Ragsdale
Assistant Ticket Manager . . . . .	Luci Bailey
Trainer . . . . .	Jerry Rhea
Assistant Trainer . . . . .	Billy Brooks
Equipment Manager . . . . .	Whitey Zimmerman
Assistant Equipment Manager . . . . .	Horace Daniel
Video Director . . . . .	Tom Atcheson
Assistant Video Director . . . . .	Danny Mock
Scouts . . . . .	Bob Cegeleski Bob Riggle, Jon Jelacic Bob Fry, Bill Striegel

### Coaching Staff

Head Coach . . . . .	Dan Henning (4th Year)
Defensive Coordinator . . . . .	Marion Campbell
Defensive Line . . . . .	Tom Brasher
Offensive Line . . . . .	Larry Beightol
Linebackers . . . . .	Chuck Clausen
Secondary . . . . .	Fred Bruney
Receivers . . . . .	Bob Harrison
Tight Ends . . . . .	Bobby Jackson
Special Teams . . . . .	Ted Fritsch
Strength & Conditioning . . . . .	George Dostal
Running Backs . . . . .	Sam Elliott
Assistant for Research & Development . . . . .	Joe Madden
Quality Control . . . . .	Steve Crosby
Assistant Strength Coach . . . . .	John McGregor

# Media Information

**Directions to Suwanee:** From downtown Atlanta (or Hartsfield International Airport) take I-85 north to exit 44. Falcons' complex is to the left and can be seen from the highway.

**Practice:** During the regular season, practice will begin at 2:00. Training camp practice times will be 9 a.m. and 4 p.m. It is suggested that interviews be arranged from 40 minutes prior to practice until 10 minutes before the players take the field and immediately following the workout. Interviews can be conducted by the practice fields behind the dressing room or in the press room on the first floor of the administrative building. The lockerroom is open to the media from 1:15-1:45 during the regular season. Film crews may shoot the first 30 minutes of practice.

**Weekly Press Conference:** A weekly press conference will be held at 4:00 each Monday. Coach Dan Henning will review the prior week's game, the coming opponent, and entertain questions from the media. The press conference is held in the conference room in the Falcons' administrative building or just outside the lockerroom adjacent to the practice area, depending on the weather.

**Advancing:** The opponents' public relations representative will arrive Wednesday morning and will contact all primary outlets and handle any special requests.

**Credentials:** Credentials are allotted to working members of accredited media outlets. Because of limited seating, daily newspapers, wire services, local radios and TVs, national publications and networks, and primary media of the visiting team will be given priority.

**Telephones:** Three telephones are available for visiting media. Anyone wanting to have his own telephone installed should contact the Falcons' public relations office for location and telephone company contact.

**Press Box:** Access is through Gate G. Take a right to the press elevator, then right to the press box. The press box is open except during inclement weather when sliding glass windows will enclose the major portion of the press box. TV and radio booths remain open.

**Parking:** Media parking is adjacent to the stadium in the South Lot off Capitol Avenue or Georgia Avenue. Parking requests should be made well in advance.

**Will Call:** The will call window is located at Gate G. It opens two hours prior to game time.

**Credits:** Photography — Scott Cunningham, Jimmy Cribbs, Tom Atcheson. Graphic Assistance — NFL Properties; Printing — Tucker-Castleberry Printing, Inc. Layout, Design, Editorial — Atlanta Falcons public relations department. Cover Photo — David Smith.

## Miscellaneous

Training Camp .....	Suwanee (Ga.) Complex
Dates .....	July 15 (Rookies); July 22 (Veterans)
Stadium .....	Atlanta-Fulton County Stadium (59,709)
Surface .....	Natural Grass
Team Colors .....	Red, Black, Silver & White
Office Address .....	I-85 at Suwanee Road Suwanee, Ga. 30174
Ticket Information .....	950 E. Paces Ferry Rd., Suite 2920 Atlanta, Ga. 30326 (404) 261-5400

## Rankin M. Smith, Sr. Chairman of the Board

A senior member among the National Football League ownership, Rankin M. Smith has been the only owner of the Atlanta Falcons since the club's inception in 1965.

During that time, Smith has expended every effort to make the Falcons a contender in the National Football League as well as making numerous contributions to the betterment of his native city, Atlanta, Ga.

There have been bright spots, including playoff appearances in 1978, 1980, and 1982, and there have been disappointments, but through the good years and bad Smith has remained consistent in his goal of bringing a winner to the Southeast.

He has provided the club with one of the most outstanding training complexes in the National Football League. The Training Complex, completed in 1978, still serves as a prototype for proposed training sites throughout the NFL.

Throughout his ownership, the Falcons have compiled an excellent record in draft signings. He has been patient (only three NFL teams have had fewer coaching changes during the past ten years) as well as generous. And he now has embarked on possibly the most ambitious undertaking of his ownership with investigation of private financing for a new stadium for the Falcons.

The Atlanta Falcons and the National Football League have been Smith's primary focus since he was awarded a league franchise for \$8.5 million on June 30, 1965, but prior to then, he had successfully run a career in the insurance business.

He prepared for his future at Bolles Academy in Jacksonville, Fla., where he played football, and the University of Georgia. However, his education was interrupted by World War II when Smith served as an Air Force combat pilot in the Western Pacific.

He began his business career as a debit agent for the Life Insurance Company of Georgia and rose to the presidency of the company before retiring in 1977.

Today, Smith stays busy with a number of business interests as well as his favorite hobby, hunting. With his two sons, Rankin, Jr., and Taylor, now running the day-to-day business of the Falcons, Smith spends much of his free time at the family's retreat in Thomasville, Ga. However, Smith never strays too far from the Falcons ("He's the tie breaker when my brother and I disagree," says team Executive Vice President Taylor Smith).

Yet, Smith does not confine his interest to football and business. Few citizens have made the civic contributions that he has to his city. Institutions such as the Atlanta Symphony Orchestra, Fernbank Science Center, and local colleges are only a few of the organizations that have benefitted from his generosity.

Smith is perhaps most proud, however, of his family, reflected in the corporate name of the Falcons — The Five Smiths, Inc. — honoring his five children: Rankin Jr., 39; Mrs. Donald (Carrol Christine) Walraven, 37; Mrs. John O. (Dorothy Ann) Knox, 34; Taylor, 33; and Nancy Karen, 29. There is also a new generation of which Smith is fond, his 11 grandchildren: John O. 15, Bryan 13, Reid 9, Caroline 8, Merlin 8, Ryan 7, Katie 5, Sarah Brooks 5, Virgil 4, Rebecca 1, and Rankin M. Smith, III, 1.

Smith is married to the former Charlotte Topping, who also has four children: Thomas 27, John 25, James 23, and Leigh 22.



## Rankin M. Smith, Jr. President



Rankin M. Smith, Jr., 38, is completing a decade as President of the Atlanta Falcons, and it is not a coincidence that the Falcons have enjoyed their greatest success in that period.

Since his appointment as president in 1977, the Falcons have made three playoff appearances as well as constructing one of the finest training facilities in the National Football League. The next challenge looming for him as well as his brother, Taylor, and father, Rankin, Sr., is the construction of a new stadium for the Falcons.

For Smith, the Falcons have been a labor of love since his father was granted the franchise in 1965 when he was a teenager. Starting as an aide to equipment manager Whitey Zimmerman, Smith began laying a foundation in professional football that would see him gain working experience in nearly every area of the game. Later assignments included work in the ticket office, sales, and other administrative capacities before his promotion to president in 1977.

A year later, the Falcons made their first playoff appearance after moving into their training camp site in Suwanee, Ga. in August of 1978. Three years later, Atlanta won the 1980 NFC West Division title, and made a third playoff appearance in 1982.

Injuries have shattered Atlanta's dreams the past two seasons, leaving Smith more determined than ever to lead the Falcons back to a contending role.

"It's good we've had that taste of winning because it makes us want to get back there that much more," says Smith. "It's exciting to be in the NFL, but being in the league is not enough in itself. There's more to it than money. Winning is excellence, and our goal is to have excellence throughout the organization."

While he has enjoyed his years as president of the club, Smith particularly looks forward to the 1986 season and working more closely with his younger brother, Taylor, who was promoted to Executive Vice President of the team during the spring.

"We have always been very close, and I look forward to working with him," says Rankin. "Our personalities are completely opposite, but we have always been very comfortable with each other."

While the Falcons are dominant in his life, Smith is also an avid outdoorsman who enjoys fishing and hunting. He has been an active member of Ducks Unlimited and has always taken time to lend his time and efforts to various charitable causes.

He currently serves as a member of the board of directors for the Peach Bowl, the American Humanics Foundation and the Boy Scouts of America, as well as the Falcon Youth Foundation.

Smith attended the University of Georgia where he majored in business, graduating in 1970. He is married to the former Rebecca Robinson and they reside in Atlanta. The Smiths are proud parents of two daughters, Caroline, 8, and Kathryn, 4, and a son, Rankin M. Smith III, 1.

## Taylor Smith Executive Vice President



Taylor Smith, 33, was named Executive Vice President of the Atlanta Falcons during the spring after serving in capacities throughout the organization over the last 10 years. Most recently, Smith has served as Corporate Secretary in his preparation for his current responsibilities.

Soft spoken and low key, Smith has prepared for his advancement through study as well as practical experience.

"I was brought up in a football environment, and have observed the pressures that are involved," says Smith. "As time goes on, you formulate some opinions and some ideas. I've seen some things I thought should have been done differently, and I've been right and wrong. I've been actively involved with three different coaches and two different managements. I have tried to study other organizations that are successful."

Now Smith is ready to launch his own philosophies.

"I know that you have to have good people, good people in every department, good people who want to work for you and good people who feel like they're making a contribution," continues Smith. "You have to have a plan."

Smith has been preparing his plan since graduating from the University of Georgia, where he earned a degree in business administration. He initially assisted in the team's ticket operation and with advertising for the team's game magazine. He later inherited duties such as the coordination of team travel, training camp, and other various business related matters. Now all club decisions ultimately rest on the shoulders of Smith and his brother, Rankin, Jr.

"We want to be the ones who shoulder the responsibility," says Smith.

For Smith, the responsibility involves an ominous undertaking. While the team resides in one of the NFL's finest training complexes, the issue of a new stadium for the Falcons is an immediate question. Smith is directly involved in a private fund raising effort to build a new domed arena in the downtown Atlanta area.

He is also involved with contract negotiations for all new Falcon players.

Like his father and brother, Taylor is a native of Atlanta whose strongest desire is to see a championship come to his city.

"My roots are in Atlanta, and having success here has special meaning," says Smith.

When not working toward that success, Smith enjoys relaxing on the golf course or hunting and fishing.

He is a graduate of Lovett High School, where he was a member of the 1971 state AA championship football team, and is married to the former Louise Patterson of Atlanta. They have three daughters: Ryan (12/25/78), Sarah Brooks (11/31/81), and Rebecca (1/17/85).

## **Tom Braatz** **Director of** **College Scouting**



Tom Braatz, 53, has been with the Falcons over 20 years, joining the organization in its inception in 1965. While his main responsibility is overseeing the draft, Braatz has also handled the bulk of the club's contract negotiations in recent years.

His eye for talent is reflected in the fact that 10 different Falcons have been named to the Pro Bowl in the last five years. When the Falcons won the NFC Western Division title in 1980, only four players had come to the club outside the draft.

However, the success should not be surprising. Braatz has prepared for his duties for a lifetime.

He began his association with football as a high school player at Kenosha (Wisconsin) where he played a key role in his school's state championship teams as a junior and senior. Joining Braatz on the team was former Baltimore Colt star Alan Ameche.

Braatz continued his football career at Marquette University where he served as captain of the Warriors as a senior, and played in the North-South All-Star game.

A stint with the U.S. Army interrupted his athletic climb, but Braatz reached the rank of lieutenant with the same productiveness that would eventually aid his rise in professional football.

In 1957, Braatz returned to football as a member of the Washington Redskins and remained in the nation's capital until 1960 when he went to the expansion Dallas Cowboys.

Upon retirement in 1961, he briefly left professional football to work for the Ithaca (N.Y.) Gun Co., but soon returned to football as a college talent scout. In 1965, he joined the Falcons as one of the club's area scouts and in 1969 was named Director of Player Personnel.

In addition to overseeing the Falcons' college scouting, Braatz has developed into one of the NFL's top contract negotiators during a difficult financial era for many NFL teams.


In 1982, Braatz was named General Manager of the club as his duties expanded, but he was reassigned as Director of College Scouting as the Falcons moved to streamline areas of responsibility following the 1985 season.

"Tom has proven to be a vital and loyal member of the Falcon organization over the years, and his eye for talent has been repeatedly proven itself," says team owner, Rankin Smith, Sr.

Certainly the names bear Smith out. William Andrews, Gerald Riggs, Mike Kenn, Bill Fralic, and Steve Bartkowski are just a few players who have gone on to outstanding professional careers upon the recommendation of Braatz.

Tom and his wife, Jeri, have two sons, Tommy, 24, and Jon, 20.

## Dan Henning Head Coach



Falcon head coach Dan Henning begins his fourth year in Atlanta with the knowledge that he has survived adversity that would have overcome a man less determined. While his overall coaching mark of 15-33 is not impressive, his ability to maintain will and enthusiasm in his team despite the odds has earned respect throughout the NFL.

After a disastrous 1-9 start a year ago, Henning rallied the Falcons to a .500 record over the final six games against a schedule that was rated the second most difficult in the NFL. He hopes to build on that finish this year and lead the Falcons back into playoff contention.

The task will not be easy, but Henning has made a habit of overcoming difficult odds. Starting as a reserve quarterback at William and Mary, Henning persevered until he finished as the nation's 14th leading passer as a senior in 1963. He was overlooked by the NFL upon graduation, and began his professional career in the Continental Football League in 1964, but worked his way to the San Diego Chargers by 1966.

The same tenacity is evident in his coaching career, starting at Florida State in 1968. Henning played a key role in developing the wide open Seminole attack that saw Florida State perennially ranked among the offensive leaders in the country. His reputation earned him a position as offensive coordinator at Virginia Tech in 1971 where he developed a young quarterback named Don Strock.

Henning tested the professional waters for a year in 1972 under former FSU coach Bill Peterson at Houston before returning to collegiate coaching at Virginia Tech a year later. In 1974, he returned to Florida State for a year before entering private business in New York City in 1975.

Just when it appeared his coaching career had run its course, Henning received a call from New York Jet head coach Lou Holtz in 1976 offering an assistant position. He spent three years as quarterback coach of the Jets and then came a two year stint with the Miami Dolphins in 1979 and 1980.

In 1981 Henning moved to the Washington Redskins as assistant head coach under Joe Gibbs. The Redskins struggled to a 0-5 mark to begin the '81 season but rallied to an 8-8 finish. A year later, Washington and Henning reached the pinnacle of professional football as the Redskins won the Super Bowl. Much of the credit of that success went to Henning's teaching abilities, and the man who was out of football only seven years earlier was named head coach of the Atlanta Falcons in January of 1982.

Maybe no assignment has been a greater test of his strong will. Inheriting an aging defensive unit, the Falcons used their offensive tools to go 7-9 in 1983. Injuries have decimated the Falcon dreams during the past two years, but Henning is poised to meet another competitive challenge in 1986.

Henning's competitive nature has always been a necessity. A native of Bronx, N.Y., he was born June 21, 1942 and was one of six brothers. He graduated from St. Francis Prep in Brooklyn where he was an all-league and all-city player.

He and his wife, Sandy, have three daughters, Mary K. (10/31/61); Patty (11/13/62); Terry (6/6/68); and two sons, Danny (6/22/65) and Mike (1/30/73).

## The Record on Henning

### Pro Coaching

Atlanta Falcons, Head Coach, 1983 (15-33)  
Washington Redskins, Assistant Head Coach, 1981-82  
Miami Dolphins, Quarterbacks & Receivers, 1979-80  
New York Jets, Quarterbacks & Receivers, 1976-78  
Houston Oilers, Quarterbacks & Receivers, 1972

### College Coaching


Florida State, Quarterbacks & Receivers, 1974 & 1968-70  
Virginia Tech, Offensive Coordinator, 1971 & 1973


### Playing Experience

San Diego Chargers, Quarterback, 1966  
Norfolk Neptunes (Continental League), Quarterback  
1965 & 1967  
Springfield, MA (Continental League), Quarterback, 1964  
William & Mary, Quarterback, 1960-63

### Personal

Born June 21, 1942 in Bronx, N.Y.  
Wife: Sandy, Daughters: Mary K. 23, Patty 22, Terry 17.  
Sons: Danny 20, Mike 12.





**Campbell**



**Beightol**

### **Marion Campbell — Defensive Coordinator**

Campbell, 57 (5/27/29), is regarded as one of the foremost defensive minds in the NFL and has the task of rebuilding the youthful Falcon defense. He previously served as defensive coordinator and head coach of Atlanta when the Falcons defensive units consistently ranked among the league's best. Campbell went to Philadelphia as defensive coordinator in 1977 and during his first six seasons, the Eagles allowed the fewest points in the NFL with an average of 15.8 points per game. A native of Chester, S.C., Campbell has been associated with the NFL since 1951, when he was a fourth round draft choice of San Francisco after a college career at Georgia that saw him earn All-SEC selection three times and the team's MVP honor as a senior. His professional career was delayed by military service in the Army, but he returned to play the 1954-55 seasons with the 49ers. His best years came at Philadelphia after being traded to the Eagles in 1956. Campbell started on the Eagles' 1960 NFL championship team and was selected to the Pro Bowl in 1960 and 1961 before retiring in 1961. He immediately began his coaching career with the Boston Patriots, serving as defensive line coach in 1962-63. Campbell went to Minnesota in '64 and laid the foundation for the Purple People Eaters, and then moved to Los Angeles in 1967 and coached the celebrated Fearsome Foursome defensive line of the Rams. Campbell joined the Falcons as defensive coordinator for his first tour of duty in 1969 and was named head coach of Atlanta in 1974. After being released in 1976, Campbell joined Dick Vermeil's staff in 1977. The Eagles surrendered 206 points in '77 after allowing 286 the previous season. Upon Vermeil's retirement Campbell was named head coach of the Eagles January 10, 1983. He and his wife June have two children, Scott 24 and Alicia 21.

### **Larry Beightol — Offensive Line**

Beightol, 43 (11/21/42), is in his second season with the Falcons after serving two seasons as offensive coordinator at the University of Missouri. His first NFL campaign proved most challenging as injuries ravaged the Falcon offensive line, leaving only one player who started all 16 games. Nevertheless, the Falcons finished third in NFL rushing as young players such as Bill Fralic and Brett Miller developed under the tutelage of Beightol. Prior to coming to the Falcons, Beightol coached 17 years on the collegiate level as either an assistant or head coach. Most of his collegiate experience was spent under Lou Holtz as he served as an assistant under Holtz at Arkansas (1980-82 & 1977-78), N.C. State (1972-75), and William & Mary (1968-71). He was also head coach at Louisiana Tech in 1979 and assistant coach at Auburn in 1976. A 1964 graduate of Catawba College, he was a two-time All Carolinas Conference guard and linebacker. Beightol is a native of Morrisdale, Pa., and he and his wife Marian have one daughter, Kristin (5/24/67).



**Brasher**



**Bruney**



**Clausen**

### **Tommy Brasher — Defensive Line**

Brasher, 45 (12/30/40), comes to the Falcons from the Philadelphia Eagles. Prior to spending 1985 in Philadelphia, Brasher spent three years as defensive line coach of the Patriots. A veteran of 23 coaching years, Brasher has worked his way up the coaching ladder, beginning in El Dorado, Arkansas in 1964. He also worked at Galveston Ball in 1965 and 1966 and later at Hot Springs, where he was Arkansas Coach of the Year in 1968. Brasher moved to collegiate coaching 1970 at his alma mater Arkansas. He then spent the next three seasons (1971-73) at Virginia Tech as a defensive coach. After Virginia Tech, he served as defensive coordinator and line coach at Northeast Louisiana in 1974 and 1976, taking a one year break to serve as defensive coordinator of the WFL's Shreveport Steamer in 1975. In 1977, he joined Ron Meyer's staff at Southern Methodist and remained until moving to the Patriots. Prior to his coaching career, Brasher was an All-Southwest Conference linebacker for Arkansas in 1962, playing in the 1962 and 1963 Sugar Bowls. He and his wife LaNelle have two daughters, Melodie (20) and Christy (10).

### **Fred Bruney — Defensive Secondary**

Bruney, 54 (12/30/31), returns to the Falcons after spending nine seasons as defensive backfield coach of the Eagles. A native of Martin's Ferry, Ohio, he starred as a defensive back at Ohio State before graduating in 1953. He was a third round draft choice of Cleveland that year, but was traded to San Francisco and played the 1953 season with the 49ers before beginning two years of military duty. He returned to San Francisco in 1956 and later played with Pittsburgh (1957), Los Angeles (1958), and the Boston Patriots (1960-62). Bruney interrupted his playing career in 1959 to serve as freshman coach at Ohio State, but returned to become an All-AFL choice in 1960. He served as player-coach of the Patriots in '62 and '63 before becoming defensive backfield coach in 1963. Bruney moved to the Eagles in 1964 and remained in Philadelphia until 1969 when he joined defensive coordinator Marion Campbell in Atlanta. He stayed in Atlanta until 1977 when he moved to Philadelphia. In 1981 the Eagles allowed the fewest passing yards in the league. Bruney was named Assistant Head Coach of the Eagles in 1983, and served as Interim Head Coach for the final game of last season when he coached Philadelphia to a 37-35 victory over Minnesota. Fred and his wife Louise have five children: Chuck 30, Susan 22, Lori 19, Rebecca 16, and Richard 14.

### **Chuck Clausen — Linebackers**

Clausen, 46 (6/23/40), comes to the Falcons after spending 10 years as an assistant coach with the Eagles. He served as defensive line coach at Philadelphia for nine seasons before coaching linebackers last year. A native of Anamosa, Iowa, Clausen was a letterman in football and wrestling at the University of New Mexico before graduating in 1963. He earned a master's degree in physical education from San Jose State while coaching on the high school level until 1967. While with the Eagles, Clausen wrote the Eagles offseason weight training brochure. He coached at New Mexico Military Institute in 1968, before beginning his college coaching career at William & Mary in 1969. Clausen moved to Ohio State in 1971 and the Buckeyes won Big 10 titles in four of his five seasons at OSU, and he coached three All-Americans—George Hasenohr, Pete Cusick, and Nick Buonamici. He then joined the Eagles in 1976. He and his wife Betsy have three children: Cari 18, Lisa 16, and Chad 15.



**Crosby**



**Dostal**



**Elliott**

### **Steve Crosby — Quality Control**

Crosby, 36 (7/3/50), returns to the Falcons in a scouting/coaching capacity after spending last season as assistant head coach of the Browns. His responsibilities include self scouting of the Falcons as well as personnel evaluation. A 1972 graduate of Fort Hays (Kan.) State, Crosby also holds a master's degree in athletic administration. He entered the NFL as a 17th round pick of the New York Giants in 1974 after rushing for 1,024 yards on 179 carries (5.7 per attempt) and an average of 128 yards per game. He was all conference three years and a two-time all-district and NAIA All-American. After three years with the Giants (1974-76), Crosby joined the Miami Dolphins as a scout from 1977-78 and spent four years (1979-82) working with special teams, linebackers, and player personnel. During his tenure with Miami, the Dolphins' special teams were considered among the finest in the NFL. He came to the Falcons in 1983 as a running back coach and remained through '84. A native of Great Bend, Kansas, he is married to Lisa Strittmatter, and he has a son, Bradley (10/19/70).

### **George Dostal — Strength & Conditioning**

Dostal, 51 (10/25/34), has overseen the development of what may be the strongest team in the history of the Falcons. His progress was similar at Clemson University, where Dostal was highly instrumental in developing one of the nation's finest collegiate strength programs and obtaining one of the country's top weight facilities. In 1982, he was named National Strength and Conditioning Coach of the Year by the National Strength Coaches Association and a year earlier, he was named District 2 Strength Coach of the Year. Dostal's accomplishments have been credited with guiding Clemson's total sports program to its ranking among the nation's Top Five three times from 1979-83. A native of Cleveland, Ohio, Dostal graduated from Kent State with a bachelor's and master's degree in education. At Kent State, he earned 12 letters in football, baseball, track, and swimming and made All-MAC in three sports. He has also served as a Naval intelligence officer and UDT specialist. He and his wife, Mary Anne have four sons: Steve (7/3/56), Stan (7/6/57), T.D. (5/1/69), and Jay (8/6/71).

### **Sam Elliott — Running Backs**

Elliott, 40 (8/3/46), made a spectacular debut as running back coach last year when Gerald Riggs led the NFC in rushing and no Falcon back lost a fumble. Prior to coaching the backs, Elliott served two years as administrative assistant to head coach Dan Henning. He began his coaching career and association with Henning when he served as an assistant coach with Henning at Florida State. Prior to his tenure with the Seminoles (1969-70 & 1974) he served as an assistant coach at Ohio State (1968). He also worked as an assistant coach at Kent State from 1971-73. A graduate from Ohio State in business administration, Elliott was a successful businessman renowned for his attention to detail before leaving his construction business in Florida. A native of Ohio, he has two sons: Matthew (1/9/78) and Kurt (11/27/80).



**Fritsch**



**Harrison**



**Jackson**

### **Ted Fritsch — Special Teams**

Fritsch, 36 (8/26/50), has guided the Falcons' special teams to consistent improvement during the past three years after being recognized as one of the league's top special teams performers during his eight year NFL career. A graduate of St. Norbert College in Green Bay, Wis., Fritsch began his career in 1972 as a free agent with the Falcons. He was a four-sport standout at St. Norbert in track, hockey, baseball, and football. During his four-year stay with the Falcons (1972-75), he played behind veteran center Jeff Van Note and handled all snaps on special teams. He was traded to the Washington Redskins in 1976 and played through the 1979 season. Fritsch captained the special teams for both clubs. Prior to joining Henning's staff, he was vice president and general manager of Sports Life, a local recreation and fitness center. His father, Ted, Sr., was an All-Pro fullback for the Green Bay Packers (1942-51) and led the NFL in scoring in 1946. Fritsch is married to the former Roberta Jane Stackhouse of Auburn, Ind. They have a son, Zachery Taylor (3/23/84) and two daughters, Angela Jane (9/6/80) and Lauren Ashley (8/18/82).

### **Bob Harrison — Receivers**

Harrison, 44 (9/9/41), begins his fourth year with the Falcons after serving six years as receiver coach at the University of Tennessee under Johnny Majors. Harrison is given much credit for the development of All-America wide receiver Willie Gault while with the Volunteers. A native of Cleveland, Ohio, Harrison graduated from Kent State in 1964. At Kent State he captained the team and was named All-MAC as a receiver. He began his coaching career at Cleveland's John Adams High School where he spent four years (1964-68), the last season as head coach. In 1969, he was named defensive line coach at Kent State and moved to Iowa as receiver coach in 1971. He coached receivers at Cornell in 1974 and N.C. State from 1975-76 before moving to Tennessee. He and his wife, Anna Marie, have two daughters: Lorraine (6/11/65) and Barbara (7/19/66).

### **Bobby Jackson — H-Backs & Tight Ends**

Jackson, 46 (2/16/40), coaches the Falcons H-Backs and tight ends this season after working with the linebackers the previous three years. He is a native of Forsyth, Ga., and began his college football career at South Georgia Junior College before transferring to Howard (now Samford) where he was a two-time Little All-America running back. Following graduation in 1963, he served as an assistant football coach at Birmingham's Shades Valley H.S. for two years (1963-64) before beginning his collegiate coaching career as linebacker and defensive end coach at Florida State (1965-69). From 1970-74, Jackson was linebacker coach and defensive coordinator at Kansas State and held those same responsibilities in 1975-76 at Louisville. He went to Tennessee as running back coach in 1980, but was switched to defensive coordinator and linebacker coach. He joined the Falcons in 1983. He and his wife Nancy have two sons: Jeff (12/28/66) and Ken (4/10/69).



**Madden**



**Hay**



**Jobko**

### **Joe Madden — Research & Development**

Madden, 51 (3/5/35), is in his second year with the Falcons after spending five seasons as special teams coach with the Detroit Lions. He is in charge of advance research on opponents and coordinates his information with the staff as well as special teams in addition to assisting in pro personnel evaluation. Madden will also assist line coach Larry Beightol with the offensive line. Madden began his coaching career as an assistant at Mississippi State in 1962 and moved to Morehead State in 1963. He spent four years at Wake Forest (1964-67) before coaching at Iowa State (1968-71) and Kansas State (1972). From 1973-76, Madden served as an assistant coach at the University of Pittsburgh and personally recruited 20 members of the Pitt squad that won the national title in 1976. He moved to Tennessee in 1977, serving three years as assistant head coach to Johnny Majors before joining the Lions in 1980. He and his wife Janis have two daughters: Kerry (12/22/61) and Keely (8/13/68) and two sons: Casey (8/4/67) and Duffy (7/14/63).

### **Jim Hay — Vice President for Financial Affairs**

Jim Hay, 50, joined the Falcon organization in 1978 as Director of Physical Properties and Comptroller. His astuteness in financial affairs led to his rise to vice president for the club's financial matters. A graduate of Utah State ('64) with a degree in economics and accounting, Hay also holds a law degree from Emory University ('72). A native of Eagleville, Tenn. Hay spent eight years in the Atlanta Braves organization as a catcher, making four all-star teams and being named the team's MVP for both Panama City and Boise farm teams. In 1965, he went to work for the Braves' front office and a year later he began a 12-year stint with the Stadium Authority, departing as stadium manager. Hay, who has also served in the U.S. Navy (1953-57), is married to the former Molly Copp of Ashland, Ohio. They have three children: Micki (3/9/69), Christie (4/4/73), and Jimmy (9/2/74).

### **Bill Jobko — Director of Pro Personnel**

Jobko, 50 (10/7/35), has been a part of the Falcons' organization since its inaugural year in 1966 when he played linebacker and served as the team's defensive captain. A year later, he was working as a scout for the organization. In 1968, he was named linebacker coach for the club before being reassigned to the scouting department in 1969. In 1979, he was named director of pro personnel, evaluating talent within the NFL. An All-America at Ohio State, Jobko played nine years in the NFL. He was the seventh round draft choice of the Rams in 1958 and played outside linebacker for the Rams until he was traded to Minnesota in 1963. While at Ohio State, he guided the Buckeyes to Rose Bowl victories over USC (20-7) and Oregon (10-7). He was also a starting linebacker for the College All-Stars when they stunned the NFL champion Detroit Lions 35-19. He and his wife Julie have five children: Lisa (4/4/59), Ken (6/8/61), Dean (8/30/63), Lindy (5/23/61), and Dave (11/9/56).



**Nobis**



**Rhea**



**Brooks**

### **Tommy Nobis — Director of Sales & Marketing**

Nobis, 42, was named Director of Sales & Marketing in January for the Falcons and oversees club's overall marketing program. The appointment of Nobis was a logical choice since many fans still regard him as "Mr. Falcon." He was the team's first selection as a Round one pick in 1966 and played eleven seasons before retiring in 1976. During nine of his 11 years with the club, Nobis finished as the team's leading tackler. Twice (1966 & 1968) he was selected as the team's player of the year and three times (1967, 1968, & 1969) he was chosen for the NFL Pro Bowl. Prior to his arrival in Atlanta, Nobis was a standout at the University of Texas, winning both the Maxwell and Outland trophies as collegiate football's lineman of the year. A native of San Antonio, Tex., he and his wife, Lynn, have three children: Tommy, Kevin, and Devon.

### **Jerry Rhea — Trainer**

Jerry Rhea, 51, has served as head trainer for the Atlanta Falcons since 1969 and is recognized as one of the finest trainers in all of athletics. Twice, 1979 and 1982, he has been named Professional Trainer of the Year by the National Athletic Trainers Association, the professional organization consisting of his peers, and is currently serving as president of NATA. Last year Rhea was inducted into the Trainers' Hall of Fame in recognition of his more than 25 years of outstanding work. He began his career as head trainer for Odessa, Tex., schools in 1959. In 1967, he was named assistant trainer for the Los Angeles Rams and moved to the Falcons in '69 as head trainer. He is a 1958 graduate of Texas A&M where he also served as assistant trainer while still an undergraduate. Rhea holds a degree in physical education. He has won numerous professional awards and is often called upon as a speaker at clinics and conventions. He is married to the former Beverly Alford of Ennis, Tex. They have a son: John (1/31/59).

### **Billy Brooks — Assistant Trainer**

Brooks, 27, begins his fourth year with the Falcons after serving as graduate assistant trainer at Southeastern Louisiana University. He is a graduate of the University of Southwestern Louisiana and had worked training camp with head trainer Jerry Rhea before coming to the Falcons full-time. For the past two years, Brooks has been very instrumental in the rehabilitation of running back William Andrews. He is married to the former Donise McGee of Garland, Tex.



**Zimmerman**



**Daniel**



**Atcheson**

### **Whitey Zimmerman — Equipment Manager**

Zimmerman, 57, has been with the Falcons since their inception in 1966. He maintains the club's heavy investment in equipment and uniforms and oversees training camp and certain travel procedures. He came to the Falcons from the St. Louis Cardinals' football organization. He and his wife Sheila have five children: Jerry 33, Terri 28, Larry 25, Gregg 21, and Scott 18.

### **Horace Daniel — Assistant Equipment Manager**

Daniel, 48, is in his 19th year with the Falcons, assisting Whitey Zimmerman with equipment maintenance and training camp procedures. A native Atlantan, he has two children: Kim 19 and Kennon 17.

### **Tom Atcheson, Video Director**

Tom Atcheson has been with the Falcons since 1979, and has overseen several transitions in the team's film operation. In 1980 the Falcons installed their own film processing operation under Atcheson's direction, and most recently the club has converted to video tape with Atcheson's guidance. A native of Dallas, Ga., Atcheson has been involved in film work throughout his life. He was game day photographer for Auburn for four years, filmed at Georgia Tech for four years, and has also worked for NFL and NCAA films, as well as working as Film Director for the Georgia Institute of Mental Health prior to joining the Falcons. Atcheson is assisted by Danny Mock.

## **Falcons in Uniform**

**Jersey:** Red with gray letters outlined in black. Sleeve stripe is black bordered with two thinner red stripes bordered by two wider gray stripes. Falcon logo on each sleeve.

**Pants:** Gray with shiny front. Black stripe down each leg bordered by two thinner gray stripes bordered by two wider red stripes. Red belt.

**Socks:** White over red.

**Shoes:** White (brand preferences by player)

**Helmet:** Red with black face mask. Black stripe down center bordered by two white stripes. Black Falcon logo outlined in white on both sides of helmet.



**Cegelski**



**Fry**



**Jelacic**

### **Bob Cegelski — Scout**

Cegelski scouts linebackers and centers. He joined the Falcons in 1969 after serving as a scout for the San Francisco 49ers. A native of Green Bay, Wis., he played collegiately at Montana State.

### **Bob Fry — Scout**

Fry joined the scouting department in 1985 after serving two years as the Falcons offensive line coach and coordinator. He has 19 years coaching and 12 years playing experience in the NFL. He played offensive tackle for the Rams (1953-60) and Dallas (1960-64) and has coached for the Falcons, Steelers, and Jets. He played collegiately at the University of Kentucky.

### **Jon Jelacic — Scout**

Jelacic scouts defensive tackles and offensive line. He has been with the organization since 1968. He's played professionally for the New York Giants and the Los Angeles Raiders. He captained the team at the University of Minnesota.

### **Bobby Riggle — Scout**


Riggle has been with the Falcons 19 years, beginning in 1966 as a defensive back. A knee injury in 1971 cut short a promising career. He joined the club as a scout that season. He played collegiately at Penn State. He scouts wide receivers and running backs.

### **Bill Striegel — Scout**

Striegel scouts quarterbacks and defensive backs. He is in his seventh year with the Falcons. Prior to joining the organization, he worked for the United Scouting Combine. He is a graduate of the University of the Pacific and still lives in Stockton.



**Riggle**



**Striegel**

# How The Falcons Were Built

## (Final '85 Roster)

### TRADES (4)

Charlie Brown	Washington	1985
Turk Schonert	Cincinnati	1986
Reggie Wilkes	Philadelphia	1986
Joel Williams	Philadelphia	1986

### 1969 Draft (1)

Jeff Van Note, C	11th Round
------------------	------------

### 1978 Draft (2)

Mike Kenn, T	1st Round
Tom Pridemore, S	11th Round

### 1979 Draft (1)

William Andrews, RB	3rd Round
---------------------	-----------

### 1980 Draft (3)

Buddy Curry, LB	2nd Round
Kenny Johnson, S	5th Round (b)
Al Richardson, LB	8th Round

### 1981 Draft (3)

Bobby Butler, CB	1st Round
John Scully, G	4th Round
Eric Sanders, T	5th Round

### 1982 Draft (2)

Gerald Riggs, RB	1st Round
Stacey Bailey, WR	3rd Round

### 1983 Draft (6)

Mike Pitts, DT	1st Round
James Britt, S	2nd Round
Andrew Provence, DE	3rd Round
Brett Miller, T	4th Round
John Rade, LB	8th Round
Al Matthews, TE	12th Round

### 1984 Draft (6)

Rick Bryan, DE	1st Round
Scott Case, S	2nd Round (a)
Thomas Benson, LB	2nd Round (b)
Rydell Malancon, LB	4th Round
Cliff Benson, TE	5th Round
Jeff Jackson, LB	8th Round

### 1985 Draft (6)

Bill Fralic, T/G	1st Round
Mike Gann, DE	2nd Round
Ronnie Washington, LB	8th Round (b)
Brent Martin, C	10th Round
John Ayres, CB	11th Round
Ken Whisenhunt, TE	12th Round

## Free Agents (23)

Wendell Cason, CB	1985
David Croudip, DB	1985
Rick Donnelly, P	1985
Willard Goff, DT	1985
Tiger Greene, CB	1985
Glen Howe, T	1985
Jeff Kiewel, G	1985
Wayne Radloff, C/G	1985
Sylvester Stamps, RB	1985
Chuck Thomas, C/G	1985
Sean Thomas, DB	1985
Dan Wagoner, DB	1985

Dave Archer, QB	1984
Cliff Austin, RB	1984
Mike Landrum, TE	1984
Joe Pellegrini, G/C	1984
Johnny Taylor, LB	1984
Tim Tyrrell, RB	1984
Dan Benish, DT	1983
Arthur Cox, TE	1983
David Frye, LB	1983
Billy Johnson, WR	1982
Mick Luckhurst, K	1981



**Players**



## Anthony Allen • 85

RECEIVER • WASHINGTON • 2nd YEAR  
HT: 5-11 • WT: 182 • BORN: 6/29/59

GAMES PLAYED/STARTED '85: 16/2

OBTAINED: Draft, Round 6, 1983

PRO: Signed with Falcons last season after USFL odyssey that took him to LA Express, Michigan Panthers, Oakland Invaders, and Portland Breakers. Played primarily in backup role with only starts coming against San Francisco and Dallas. Had 14 catches for 207 yards, but only three


catches for 32 yards after Week 6. Best receiving day came in hometown vs. Seattle with three catches for 81 yards, including 37 yard TD grab. Also had three catches Week 2 at San Francisco. Returned 21 punts for 141 after becoming primary punt returner in Week 5, but best return (64 yards at LA) was nullified by a penalty. Returned eight kickoffs for 140 yards, including five for 86 yards at Kansas City in Week 14. Does not possess great speed but has the ability to find open seam. Statistics in USFL include 37 catches for 613 yards and 3 TDs for LA Express in eight games as a rookie in 1983. Combined USFL totals were 71 catches for 1,148 yards and six touchdowns and 51 punt returns for 338 yards (6.6 average) and 13 kickoffs for 242 yards (18.6). Games: 1985: 16/2.

COLLEGE: Developed into premier receiver at Washington after entering school as a quarterback. Caught 99 passes in final three seasons for 1,372 yards and 11 touchdowns to finish 3rd on Washington career list. Also finished as second all-time kickoff return leader in Huskie history with 54 returns for 1,283 yards (24.0). Majored in Sociology.

PERSONAL: Born in McComb, Miss., but moved to Seattle area prior to high school. One of 12 children in family. Remained in Seattle area during the offseason. Graduate of Garfield H.S. (Seattle).

### ALLEN'S NFL RECORD

Year	Club	RECEIVING				PUNT RETURNS				KICKOFF RETURNS						
		Att.	Yds.	Avg.	LG	TD	No.	Yds.	Avg.	LG	TD	No.	Yds.	Avg.	LG	TD
1985	Atlanta	14	207	14.8	37t	2	21	141	6.7	19	0	8	140	17.5	26	0



## William Andrews • 31

RUNNING BACK • AUBURN • 6th YEAR  
HT: 6-0 • WT: 213 • BORN: 12/25/55

GAMES PLAYED/STARTED '85: 0/0 (I.R.)

OBTAINED: Draft, Round 3B, 1979

PRO: Has missed two previous seasons with severe knee injury, but returned to practice final month of last season, leaving club hopeful of return in '86. Leadership, blocking, and pass receiving abilities would prove valuable without previous rushing totals. Return would defy predictions after

severe knee injury of left knee Aug. 21, 1984 prior to last preseason game. Missed entire '84 season as well as '85. Injury resulted in tear of anterior and posterior cruciate ligaments, cartilage damage (10% removed), and stretched peroneal nerve. Was just beginning to receive recognition as possibly the best all-around running back in pro football when injured. From '79-'83 was NFL's most productive running back, accumulating 8,382 combined yards (5,772 rushing, 2,610 receiving). Ranked

second in the NFL in '83 in rushing (1,567) and combined yardage (2,176) behind Eric Dickerson. Was second player in league history to get over 2,000 yards rushing and receiving twice (O.J. Simpson 1st & Walter Payton 3rd). First 2,000-yard season was '81 when he accumulated 2,037 combined yards. Set club record of 81 receptions that year, a record he still holds. Currently holds 12 club records. Ranked second on team in catches in '83 with 59 and led team in touchdowns with 11 (7 rushing, 4 receiving). Ran out of one-back set for first time in '83, establishing new club marks for yards (1,567) and attempts (331). Registered seven of top nine career performances in '83, including 150+ yard performance at Miami (161) and vs. Buffalo (158) in last two games. Has twice rushed for more than 100 yards on three consecutive occasions (1980 & 1983). Has gone over 200 combined yards three times in his career (223 @ Miami in '83, 207 @ Denver in '82, & 207 vs. Buffalo in '83). Had 161 yards rushing, 62 receiving in most productive day at Miami. Still ranks 28th on NFL's all time rushing list despite missing past two seasons. Has 22, 100-yard rushing performances. Falcons are 17-5 when Andrews has been over 100 yards (7-2 at home, 10-3 on the road). Has no runs over 33 yards in career, but possesses remarkable 4.6 yards per carry average. Is tied for third on Falcons' all-time scoring list with 240 points and also tied with Alfred Jenkins for career Tds at 40. Has 43-game receiving streak and catches in 61 of last 62 games in which he's played. Prior to his injury, had started 63 straight games and 72 of 73 during his career. Only missed game was '79 contest at Oakland because of knee sprain. Top rushing performance came in NFL debut at New Orleans with 167 yards. Was only 12th rookie in league history to go over 1,000 yards rushing. Named to the Pro Bowl four consecutive years before sustaining knee injury ('80, '81, '82, '83). Games: '79-15/15; '80-16/16; '81-16/16; '82-16/16; '83-16/16; '84-IR; '85-IR. Totals: 72/72, 2/2 playoffs.

**HONORS:** 1983: All-NFL (The Sporting News, NEA, Football Digest), 2nd team All-NFL (College & Pro Football Newsweekly), Pro Bowl, Falcons' MVP. 1982: 2nd team All-NFL (AP, NEA), All-NFC (UPI), Pro Bowl. 1981: 2nd team All-NFL (Pro Football Writers Assoc.), Pro Bowl, Falcons' MVP. 1980: Pro Bowl. 1979: NFL All-Rookie (UPI).

**COLLEGE:** Enjoyed best season as a junior when he rushed for 635 yards, but most of his time was spent blocking for teammates Joe Cribbs and James Brooks out of Auburn's wishbone offense.

**PERSONAL:** Born in Thomasville, GA, he graduated from Thomasville H.S. where he rushed for 4,339 yards and 61 touchdowns during his career. Was chosen Falcons' Man of the Year in '83 because of strong community involvement through programs such as Special Olympics, Project CURE leukemia research, and youth drug abuse prevention. He and his wife Lydia have two sons, Andy and Micah, and reside in Norcross.

#### ANDREWS' PRO RECORD

Year Club	RUSHING					RECEIVING				
	Att.	Yds.	Avg.	Long	TD	No.	Yds.	Avg.	LG	TD
1979 Atlanta	239	1023	4.3	23	3	38	306	8.1	34	2
1980 Atlanta	265	1308	4.9	33	4	51	456	8.9	26	1
1981 Atlanta	289	1301	4.5	29	10	81	736	9.1	70	2
1982 Atlanta	139	573	4.1	19t	5	42	503	12.0	86t	2
1983 Atlanta	331	1567	4.7	27	7	59	609	10.3	40	4
1984 Atlanta	----- I.R. -----									
1985 Atlanta	----- I.R. -----									
<b>TOTALS</b>	<b>1263</b>	<b>5772</b>	<b>4.6</b>	<b>33</b>	<b>29</b>	<b>271</b>	<b>2610</b>	<b>9.6</b>	<b>86t</b>	<b>11</b>

## TEAM RECORDS

### (Career)

Yards Rushing: 5,772  
 Rushing Attempts: 1,263  
 Rushing/Receiving Yards: 8,382  
 TDs: 40 (tie)  
 Most Games Over 100 Yds: 22  
 Average Gain: 4.6

### (Game)


Rushing/Receiving Yards: 223 (vs. MIA  
 12/10/83)  
 Receptions: 15 (vs. PBG, 11/15/81)  
 Total TDs: 3 (tie-last time vs. BUF, 12/18/83)

### (Season)

Rushing/Receiving Yards: 2,176 ('83)  
 Receptions: 81 ('81)  
 Highest Average Gain: 4.9 ('80)

## ANDREWS' 100-YARD DAYS

	Att.	Yards	Avg.	LG	TD	Score
9/2/79 at New Orleans	30	167	5.6	23	1	40-34 (W)
12/10/83 at Miami	21	161	7.7	24	1	24-31 (L)
12/18/83 vs. Buffalo	28	158	5.6	20	2	31-14 (W)
10/2/83 vs. Philadelphia	25	150	6.0	25	0	24-28 (L)
9/18/83 at Detroit	32	150	4.7	23	0	30-14 (W)
12/2/79 at San Diego	21	131	6.2	14	0	28-26 (W)
11/27/83 vs. Green Bay	20	129	6.5	20t	2	47-41 (W)
9/25/83 at San Francisco	28	126	4.5	27	0	20-24 (L)
10/30/83 vs. New England	25	125	5.0	18	0	24-13 (W)
9/14/80 at New England	19	124	6.5	33	1	37-21 (W)
9/10/79 at Philadelphia	24	121	5.0	16	0	14-10 (W)
10/1/81 vs. Los Angeles	21	119	5.7	26	2	35-37 (L)
11/21/82 vs. Los Angeles	21	119	5.7	19t	1	34-17 (W)
11/9/80 at St. Louis	20	115	5.8	21	0	33-27 (W)
12/4/81 at Los Angeles	23	115	5.0	14	0	16-21 (L)
10/26/80 vs. Los Angeles	20	111	5.6	23	0	13-10 (W)
11/30/80 vs. Washington	24	111	4.6	33	0	10-6 (W)
12/19/82 at San Francisco	24	108	4.5	11	0	17-7 (W)
12/14/80 vs. San Francisco	18	105	5.8	22	0	35-10 (W)
12/7/80 at Philadelphia	18	101	5.6	17	0	20-17 (W)
11/29/81 at Houston	25	101	4.0	16	1	31-27 (W)
9/28/80 at San Francisco	21	100	4.8	14	0	20-17 (W)



## Dave Archer • 16

**QUARTERBACK** • **IOWA STATE** • **3rd YEAR**  
**HT: 6-2** • **WT: 203** • **BORN: 2/15/62**

**GAMES PLAYED/STARTED '85: 16/11**

**OBTAINED: Free Agent, 1984**

**PRO:** Replaced Steve Bartkowski in Week 6 and led Falcons to only four wins of season. Also quarterbacked Atlanta to 26-10 victory in '84 finale against Eagles after replacing Mike Moroski in second period. Enjoyed best success in final four weeks, completing 58 of 105 attempts

for 821 yards and did not throw an interception in final two games. Best performance came in 31-24 victory over New Orleans with 20 completions in 30 attempts for 250 yards. Had much needed mobility in light of Falcon offensive line injuries, but still sacked 43 times. Rushing total of 347 yards led in NFL (John Elway second with 253) and broke Randy Johnson's club mark for a quarterback of 144 yards (1967). Touchdown run of 29 yards at home vs. San Francisco was longest running score by


Atlanta QB in club history. Also had 18 yard rushing score in first victory against the Saints. Best rushing day was 73 yards on nine carries at Philadelphia. Highest passing total was 263 yards on only 11 completions vs. Raiders. Performance featured 62 yard TD pass to Arthur Cox for personal long of the season. Subbed in second half of Weeks 4 & 5 before taking over for Bartkowski. "David made his share of mistakes last season, but was a much better quarterback at the end of the year than when he took over," says head coach Dan Henning. "If we can put a strong cast around him, he can win in this league." Has beaten odds to even appear in the NFL, starting as a free agent in 1984. Did not play until Week 15 when only pass against Tampa Bay was intercepted. Took over Moroski the next week and completed 11 of 18 attempts for 181 yards and a TD in leading Falcons over the Eagles to snap nine-game Atlanta losing streak. Also holds on Falcon conversion attempts and completed muffed snap into pass to Rick Bryan for extra point in season opener against Lions. Games: '84-2/0; '85-16/11.

**COLLEGE:** Started his final two seasons at Iowa State after transferring from Snow Junior College. Led Big Eight in total offense as a senior ('83) with 2,698 yards. Had two-year total of 359 of 647 for 4,104 yards and 24 TDs. Threw for 346 yards against number one ranked Nebraska. Majored in Business Management.

**PERSONAL:** Archer devoted his offseason to conditioning and playing golf. Also married during offseason and he and his wife, Jill, live in Norcross, GA. Native of Fayetteville, N.C. Graduate of Soda Springs H.S. (Soda Springs, Ida).

#### ARCHER'S PRO RECORD

Year Club	PASSING						RUSHING				
	Att.	Comp.	Yds.	Pct.	Int.	TD	Att.	Yds.	Avg.	LG	TD
1984 Atlanta	18	11	181	61.1	1	1	6	38	6.3	12	0
1985 Atlanta	312	161	1992	51.6	17	7	70	347		29t	2
Totals	330	172	2173	52.1	18	8	76	385	5.1	29t	2



## Cliff Austin • 39

**RUNNING BACK** • **CLEMSON** • **4th YEAR**  
**HT: 6-0** • **WT: 190** • **BORN: 3/2/60**

**GAMES PLAYED/STARTED '85: 14/0**

**OBTAINED:** Free Agent, 1984

**PRO:** Expected to again provide solid reserve running help after enjoying best season of NFL career in '85. Used strong preseason to beat out Lynn Cain for number three running back slot, and moved to second on depth chart behind Gerald Riggs. Performed well until going on injured reserve with ankle for final two weeks of season. Averaged 5.5 yards per carry on just 20 attempts with most productive day versus Rams (4 att/28 yds). Also had 24 yards on three attempts Week 2 at San Francisco and 21 yards on two tries opening day vs. Lions. However, highlight of season was 94-yard kickoff return to seal 31-24 victory over Saints, marking first TD return via kickoff for Atlanta since 1978. Kickoff return totals of 39/838/1TD were best marks for Falcons since 1981 (Reggie Smith) and fourth best in club history. Ranks 6th on club career kickoff return list with 43 for 915 yards (21.3). Came to Falcons as a free agent in '84 after beginning career as a third round draft pick of Saints in '83. Waived by Saints after carrying ball only four times for 16 yards as a rookie. Games: 1983-11/0 (NO); 1984-14/0; 1985-14/0. Totals: 39/0.


**COLLEGE:** Member of Clemson's 1981 national championship squad, and led Tigers in rushing as junior and senior ('81 & '82). Named All-ACC both years and

played in Blue-Gray and Senior Bowl games. Highlight of career was 27 carry/260 yard performance against Duke. Majored in administrative management.

**PERSONAL:** Has not moved far for NFL career after starring locally at Avondale H.S. Austin and his wife, Portia, now live in Lithonia, GA., and have a daughter, Kia (2).

#### AUSTIN'S PRO RECORD

Year	Club	RUSHING				RECEIVING				KICKOFF RETURNS						
		Att.	Yds.	Avg.	LG	TD	No.	Yds.	Avg.	LG	TD	No.	Yds.	Avg.	LG	TD
1983	New Orleans	4	16	4.0	5	0	2	25	12.5	18	0	0	0	0.0	0	0
1984	Atlanta	4	7	1.8	3	0	0	0	0.0	0	0	4	77	19.3	23	0
1985	Atlanta	20	110	5.5	17	0	1	21	21.0	21	0	39	838		941	1
<b>Totals</b>		28	133	4.8	17	0	3	46	15.3	21	0	43	915	21.3	941	1



## Stacey Bailey • 82

**WIDE RECEIVER • SAN JOSE STATE • 5th YEAR**  
**HT: 6-1 • WT: 157 • BORN: 2/10/60**

**GAMES PLAYED/STARTED '85: 15/14**

**OBTAINED:** Draft, Round 3, 1982

**PRO:** Contributing factors of offensive injuries, personal injuries, and change in quarterbacks resulted in lowest receiving numbers since rookie season, but expected to rebound this year. "Many of the factors contributing to Stacey's totals last season were beyond his control," says

Henning. Bruised ribs were the culprit during the first part of '85 before injuries to other receivers forced a constant alternating between receiving slots. Dropped from 67 catches for 1,138 yards in '84 to 30 catches for 364 yards last season. Had more than three receptions only twice (@ San Francisco & @ Philadelphia) with best day coming against Eagles (5/51/0). Failed to catch TD pass after catching six in '83 and '84. Also saw 36-game receiving streak come to end by failing to catch pass at Dallas. Still ranks 6th on club all-time receiving list with 159 catches (29 behind Alfred Jackson) after standout seasons in '83 & '84. His 1,138 yards in '84 was the second highest single season mark by a Falcon (Alfred Jenkins had 1,358 yards in '81), becoming only third Falcons receiver to surpass 1,000 yards in a season (Jenkins in '80 & '81; Wallace Francis in '79). Gained starting opportunity in fifth game of '83 with injury to Jackson and responded with three straight 100-yard games in first three starts. Became first Falcon ever to gain over 100 yards receiving in first start (106 yards on seven catches vs. Eagles) as well as first to record three straight 100-yard games. Best game of career came in '83 at Washington with nine catches for 159 yards. Only two TD game came in starting debut against Eagles in '83. Longest TD grab is a 50-yard catch in end zone on last play of the half vs. Green Bay in '83 that provided impetus for Falcon comeback in 47-41 overtime victory. Played sparingly as a rookie, catching only two passes, one for a nine yard TD against New Orleans. Has 42-inch vertical leap. Games: '82-6/0; '83-14/10; '84-16/16; '85-15/14. Totals: 51/40, 1/0 playoffs.

**COLLEGE:** Graduated with school and conference records for most career receptions yardage (2,231) on 123 catches with 13 touchdowns. Had 11-catch, 146-yard game his sophomore season vs. Long Beach State and streak of 21 straight games. Was considered first or second round draft possibility until he sustained a knee injury late his senior season. Was first team All-West Coast (UPI) and honorable mention All-America (AP). Majored in psychology.

**PERSONAL:** Weight, not too much, but too little, has been the nemesis for Bailey throughout his career. Possesses lowest body fat composition of team with only 3.0 per cent. Graduate of Terre Linde H.S. He and his wife, Kellie, have a son, Sean.

#### BAILEY'S PRO RECORD

Year Club	No.	Yds.	Avg.	LG	TD
1982 Atlanta	2	24	12.0	15	1
1983 Atlanta	55	881	16.0	53	6
1984 Atlanta	67	1138	17.0	61	6
1985 Atlanta	30	364	12.1	31	0
Totals	159	2407	15.1	61	13

#### BAILEY'S SINGLE GAME HIGHS

Receptions: 9 at Washington (12/4/83)      Longest Reception: 61 at San Francisco (9/30/84)  
 Yards Receiving: 159 at Washington (12/4/83)      TD Receptions: 2 vs. Philadelphia (10/2/83)

#### BAILEY'S 100-YARD GAMES

159 (9 catches)	.....	at Washington (12/4/83)
158 (7 catches)	.....	at L.A. Rams (10/7/84)
140 (8 catches)	.....	vs. Philadelphia (12/16/84)
109 (6 catches)	.....	vs. New Orleans (10/9/83)
106 (7 catches)	.....	vs. Philadelphia (10/2/83)
106 (6 catches)	.....	at L.A. Rams (10/16/83)
102 (4 catches)	.....	at Minnesota (9/16/84)



## Dan Benish • 69

**DEFENSIVE TACKLE • CLEMSON • 4th YEAR**  
**HT: 6-5 • WT: 265 • BORN: 11/21/61**

**GAMES PLAYED/STARTED '85: 16/16**

**OBTAINED:** Free Agent, 1983

**PRO:** Moved up the ladder until he reached full time starter status last season, starting all 16 games at right defensive tackle. Had four eight-tackle performances (@ LA, @ Philadelphia, vs. Raiders, & @ Kansas City) and finished with 81 tackles and 3½ sacks. Both were personal highs and reflected the progress made since coming to club as a free agent in 1983. Spent majority of '83 as backup to Don Smith at right tackle, making three starts (vs. SF, 11/20; vs. Green Bay, 11/27; vs. Buffalo, 12/18). Finished season with 20 tackles and one sack (vs. Chicago, 9/4). Was one of eight rookie free agents to make '83 roster. Split time with Gary Burley at left tackle most of '84 season before sustaining a neck injury in Week 11 that curtailed playing time in following weeks. Started Weeks 4-11 before injury, and finished season with 50 tackles and one sack (at LA, 10/22). Enjoyed career best performance in '84 with 10 tackles vs. N.Y. Giants (10/14). Also has proven to be reliable special teams player, blocking two field goal attempts in Atlanta's 14-13 victory over Minnesota. Plagued by lack of quickness but compensates with savvy and discipline as well as great work ethic. Games: '83-16/3; '84-15/8; '85-16/16. Total: 47/27.

**COLLEGE:** Was three-year starter for Clemson, including 1981 national championship season. An All-ACC selection his junior year and preseason A-A as a senior, but final campaign plagued by injuries. Had 50 tackles his senior season and 67 his junior year, including 10 for losses and two sacks. Majored in administrative management.

**PERSONAL:** Benish's work ethic was recognized when he was selected as the model for the statue given to members of the All-Madden team. A diligent participant in the club's offseason conditioning program, Benish is quite familiar with the Falcons' strength and conditioning coach, George Dostal, who held the same capacity at Clemson while Benish was there. Born in Youngstown, Ohio, he has a daughter, Brittany. Graduate of Hubbard (OH) H.S.



## Cliff Benson • 87

H-BACK/TIGHT END • PURDUE • 3rd YEAR  
HT: 6-4 • WT: 234 • BORN: 8/28/61

GAMES PLAYED/STARTED '85: 16/14

OBTAINED: Draft, Round 5, 1984

**PRO:** Receiving totals dipped from rookie season, but played valuable part in Falcons' strong rushing game with blocking ability. Aggressive player who studies game. Had only one holding penalty during '85. Good size and adequate speed. Played entire season at H-Back, where he

beat out incumbent Bo Robinson as a rookie. Had 23 consecutive game starting streak until Falcons went with three wide receiver lineup at Dallas. Also did not start Week 11 vs. Rams. Caught 26 passes for 244 yards as a rookie, but totals dipped to 10 for 37 yards last season. Only two-catch days came at San Francisco and Philadelphia. Best receiving day came in NFL debut vs. New Orleans (11/11/84) with five catches for 50 yards. Caught passes in final 10 weeks of '84 and first two weeks of '85 for 12 game receiving streak before being shut out vs. Denver. Named to NFL's All-Rookie team as a tight end in '84. Games: '84-16/16; '85-16/14. Totals: 32/30.

**COLLEGE:** Rated by many as best tight end in '84 draft after finishing as Purdue's 4th all-time leading receiver with 117 catches for 1,546 yards and 11 touchdowns. Was All-Big 10 as a junior when he ranked 20th in country in receiving (50 catches). Played in Hula Bowl and Blue-Gray game. Majored in social work.

**PERSONAL:** An active member of the Fellowship of Christian Athletes and Athletes in Action, Benson remained in Atlanta during the offseason working in the club's conditioning program. Hopes to pursue career in commodities. Born in Chicago. Graduate of Alan B. Shepard H.S. Single.

### BENSON'S PRO RECORD

Year	Club	No.	Yds.	Avg.	LG	TD
1984	Atlanta	26	244	9.4	30	0
1985	Atlanta	10	37	3.7	6	0
Totals		36	281	7.8	30	0

### BENSON'S SINGLE GAME HIGHS

Receptions: 5 (vs. NO, 11/11/84)

Yards Receiving: 50 (vs. NO, 11/11/84)

Longest Receptions: 30 (vs. NO, 11/11/84)

TD Receptions: None



## Thomas Benson • 53

LINEBACKER • OKLAHOMA • 3rd YEAR  
HT: 6-2 • WT: 235 • BORN: 9/6/61

GAMES PLAYED/STARTED '85: 16/1

OBTAINED: Draft, Round 2B, 1984

**PRO:** Will return to inside linebacker on 3-4 alignment that he played in college under new defensive coordinator Marion Campbell. Has flashed ability during first two seasons, but never displaying consistency required to gain starting position. Runs well and possesses good strength, but play


has been limited to backup role and special teams. Only start in '85 came as LILB when Falcons started a 4-4-3 alignment vs. Saints in Week 7. Backed up both outside and inside positions in 4-3 alignment of last season. Had only 18 tackles last season, including one sack vs. Raiders. Appeared to be ready to push for starting slot after fast finish during rookie season. Began NFL learning process late after missing mini-camp and early training camp due to contract talks, but recorded 31 of his 38 tackles during last eight games. Finished rookie year with 38 tackles (17 solo) and two sacks for 19 yards. Best game was versus Cincinnati with six tackles and one sack. High tackle game last season was four at Chicago. Has been consistent special teams performer, finishing second in special team tackles last year with 13. Games: 1984-16/0; 1985-16/1.

**COLLEGE:** Combined with Miami's Jackie Shipp (Miami's first round pick in '84) to form one of premier linebacking tandems in college football in '83. Started three years, finishing career with 303 tackles, including 89 tackles and four sacks as a senior.

**PERSONAL:** Benson remained in Atlanta and worked in the club's conditioning program and with linebacker coach Chuck Clausen on the new linebacking scheme. Native of Ardmore, Okla. Graduate of Ardmore H.S. Single.

### BENSON'S PRO RECORD

Year Club	Tackles	Solo	Asst.	S-Yds.	Int.	FR
1984 Atlanta	38	17	21	2-19	0/0	0
1985 Atlanta	18	11	7	1-13	0/0	0
Totals	56	28	28	3-32	0/0	0



## James Britt • 26

CORNERBACK • LSU • 4th YEAR  
HT: 6-0 • WT: 185 • BORN: 9/12/60

GAMES PLAYED/STARTED '85: 2/2

OBTAINED: Draft, Round 2, 1983

**PRO:** Trying to rebound after seeing '85 season come to an abrupt end in second half of second game when he sustained a broken leg at San Francisco. Fractured two bones in lower right leg and did not return. Had begun the season a week earlier with an interception against Detroit and

appeared ready for best professional season. The injury stopped a streak of 26 consecutive starts, dating to first NFL start against New England (10/30/83). Came to Falcons as a safety, and overcame early season shoulder injury to take starting position from veteran Bob Glazebrook in midseason. Recorded 11 tackles in first NFL start and later had career high 14 on Monday Night Football vs. Rams (11/14/83).

Finished season with 77 tackles (45 solo) and four passes defended. Was switched from starting left safety to starting right cornerback in '84, trading positions with veteran Kenny Johnson. Was in on 66 tackles (39 solo) in '84 and led team in passes defended with 14. Started one game (Houston, 9/23) at left cornerback when Bobby Butler was injured. Best game was at Washington, again on Monday Night Football, when he registered 10 tackles, an interception, and caused a fumble. Also had strong game at Tampa Bay (12/9/84) with six solo tackles and three broken up passes. Physical attributes include adequate speed and exceptional intelligence. Versatility in secondary valuable as well. Games: 1983-14/8; 1984-16/16; '85-2/2. Totals: 32/26.

**COLLEGE:** Excelled both on the field and in the classroom at LSU, earning three time All-SEC academic honors while compiling a 3.6 grade point average in accounting. Had 53 tackles and four interceptions, one for a TD, while gaining first team All-America (NEA) and All-SEC (AP) as a senior. Was unique five year letterman after missing most of '81 with a broken arm. Earned starting berth as a freshman in '78. Majored in Accounting.

**PERSONAL:** After being injured last season, James returned to school and obtained his MBA, completing the work with a paper concerning the broadcast industry. Born in Minden, LA. Graduate of Minden H.S. Single.

#### BRITT'S PRO RECORD

Year Club	Tackles	Solo	Asst.	Int/Yds.	FC	FR
1983 Atlanta	77	45	32	0/0	0	0
1984 Atlanta	66	39	27	1/10	2	0
1985 Atlanta	4	3	1	1/8	0	0
Totals	147	87	60	2/18	2	0



## Charlie Brown • 89

**WIDE RECEIVER • SOUTH CAROLINA ST. • 5th YEAR**  
**HT: 5-10 • WT: 179 • BORN: 10/29/58**

**GAMES PLAYED/STARTED '85: 13/9**

**OBTAINED:** Trade from Washington, 1985

**PRO:** Obtained in preseason in an Aug. 26 trade with Washington for guard R.C. Thielemann, but did not find stride until late in season after sustaining fractured ribs Week 4 at Los Angeles. Had caught 14 passes for 197 yards and a touchdown in opening four weeks, but had only two catches for 40 yards in ensuing 10 weeks, which included three DNPs. Rebounded with eight receptions in final two weeks, including season best of four for 89 yards in season finale at New Orleans. "It is impossible to judge Charlie Brown off last season," says Henning. "When he was healthy, he contributed in the manner we envisioned." Impact was immediately felt in Week 1 with four catches for 48 yards and a TD against Detroit. Had five four catch games. Injuries had also been a problem the previous season when hamstring and ankle injuries resulted in only 18 catches for 200 yards. Best game was six catch for 60 yard opening day performance against Miami. Two off-years have followed two Pro Bowl calibre seasons in '82 and '83 after spending rookie season of '81 on injured reserve with knee injury. Burst upon scene in '82, catching 78-yard touchdown pass in opening game against the Eagles. Finished year with 21.6 yard average and five catches for more than 40 yards. Highlight included TD pass reception in NFC Championship Game and clinching touchdown reception in Super Bowl victory over Miami. Caught six passes

for 60 yards in Super Bowl XVII. Became first player since Charley Taylor (1966) to total over 1,000 yards receiving in '83 while catching 78 passes for 1,225 yards and eight touchdowns. Was third highest total ever by a Redskin, trailing only Bobby Mitchell's 1,436 (1963) and 1,384 (1962). Finished year in tie with Roy Green and Ernest Gray for most receptions in NFL. Once again followed regular season with brilliant post-season performance. Had 14 catches for 401 yards (28.6 yards per catch), including a 70-yard TD grab against San Francisco in the NFC Title Game. Season included six 100-yard performances with biggest days coming against the Raiders (11 catches, 180 yards), Rams (eight catches, 140 yards) and Chargers (eight catches, 101 yards). Overall, has caught seven passes for over 50 yards, all for touchdowns. In eight playoff games, has caught 31 passes for 643 yards and three touchdowns. Games: 1981-IR; 1982-9/9; 1983-15/13; 1984-9/4; 1985-13/9. Totals: 46/35. Playoffs: 8/7.

**COLLEGE:** Despite catching 61 passes for 1,533 yards during career at South Carolina State, Brown was not selected until the eighth round of the '81 draft. Averaged 25 yards per catch for his career, including a 26.7 yard average as a senior. Scored 19 touchdowns. Bachelors Degree in Physical Education.


**PERSONAL:** Returned to his home in Herndon, Va., for the offseason where he devotes time to charitable activities. One of eight children, Brown was born in Charleston, S.C., where he was given his own day following the Redskins' Super Bowl triumph. Graduate of St. John's H.S. (St. John's Island, S.C.).

#### BROWN'S PRO RECORD

Year Club	No.	Yds.	Avg.	LG	TD
1981 Washington				Injured Reserve	
1982 Washington	32	690	21.6	78t	8
1983 Washington	78	1225	25.7	75t	8
1984 Washington	18	200	11.1	36	3
1985 Atlanta	24	412	17.2	48	2
<b>Totals</b>	<b>152</b>	<b>2527</b>	<b>16.6</b>	<b>78t</b>	<b>21</b>

#### PLAYOFF STATISTICS

Year Club	No.	Yds.	Avg.	LG	TD
1982 Washington	17	242	14.2	45	2
1983 Washington	14	401	28.6	70t	1
1984 Washington	0	0	0.0	0	0
<b>Totals</b>	<b>31</b>	<b>643</b>	<b>20.7</b>	<b>70t</b>	<b>3</b>



## Rick Bryan • 77

**DEFENSIVE END • OKLAHOMA • 3rd YEAR**  
**HT: 6-4 • WT: 260 • BORN: 3/20/62**

**GAMES PLAYED/STARTED '85: 16/16**

**OBTAINED:** Draft, Round 1, 1984

**PRO:** Enjoyed best success late last season after recovering from stomach muscle pull that hampered him during midseason. Finished as team's second leading tackler with 100 tackles (64 solo), including 43 during final five weeks.

Has quickness to play either nose tackle or end in Falcons'

new 3-4 alignment. "Rick has been a producer for the Atlanta Falcons, and may be on the verge of being one of the most productive defensive linemen in the NFL," says Henning. Combines natural ability with superlative work ethic and attitude. Had four

sacks in final two weeks to finish in tie (with Mike Pitts) for club lead in sacks at seven. Best all around performance came against Vikings with 10 tackles (6 solo) and 2½ sacks for 21½ yards while causing two fumbles. Top tackle games came at Chicago and Kansas City, each with 12. Played last season as a defensive end after coming to club as a defensive tackle in '84. Was named NFL Defensive Rookie of the Year by Football Digest, NFC Defensive Rookie of the Year by USA Today, NFC West Rookie of the Year by PRO Magazine, and to the NFL All-Rookie team by United Press International and the Professional Football Writers. Made immediate impact when first NFL tackle was sack of New Orleans' Richard Todd for a safety. Led team in solo tackles as a rookie with 78 and ranked second in total tackles with 125. Had five games with 10 or more tackles and nine games with eight or more tackles. Best performance came at Tampa Bay (12/9/84) with 12 tackles (eight solo). Also had double figure tackles games at Detroit (11), San Francisco (10), New York Giants (10) and Los Angeles Rams (10). Registered totals despite facing double teams most of season. Games: '84-16/16; '85-16/16. Totals: 32/32.

**HONORS:** 1984: NFL Defensive Rookie of the Year (Football Digest), NFC Defensive Rookie of the Year (USA Today), NFL All-Rookie (UPI, PFWA).

**COLLEGE:** Two-time All-America ('82-'83) and two-time Big Eight Defensive Player of the Year at Oklahoma, Bryan was the Sooners' all-time career leader in tackles for a lineman (352). Also a three-time Big Eight All-Academic choice. Recruited as a tight end. Majored in business administration.

**PERSONAL:** One of three brothers to play at Oklahoma, and younger brother, Steve, is prominent member of Sooner squad this season. Returns to Oklahoma during offseason to work in farming industry. He and his wife, Shelby, live in Coweta, OK. Graduate of Coweta H.S.

#### BRYAN'S PRO RECORD

Year Club	Tackles	Solo	Asst.	Sacks	FC	FR
1984 Atlanta	125	78	47	4/27	0	0
1985 Atlanta	100	64	36	7½/64	2	0
Totals	225	142	83	11½/91	2	0



## Bobby Butler • 23

**CORNERBACK • FLORIDA STATE • 6th YEAR**  
**HT: 5-11 • WT: 175 • BORN: 5/28/59**

**GAMES PLAYED/STARTED '85: 16/16**

**OBTAINED:** Draft, Round 1, 1981

**PRO:** Enjoyed most consistent season last year despite pressure defensive scheme resulting primarily in single coverage. Has improved coverage techniques in recent years, but lack of size still causes problems with bigger, stronger players. "Bobby matured a great deal last season,

and we feel that his most productive years are now here," says Henning. Despite size, durability has been a strong point. Has started 72 of 73 games since joining club as a number one draft pick in '81 (24th player chosen), missing only Houston game (9/23/84) two years ago with a sprained right ankle. Had five interceptions last season to move to fifth on the club career interception list at 18, two behind Tom Pridemore. Interception total was highest since rookie season in '81. Also led team in passes defended with 21. Has led, or tied for team lead, in interceptions in '82, '83, and '85. Has also led team in passes defended in each of last three seasons. Recorded highest tackle total of career last year with 78, recording season high of

seven tackles on four different occasions (@ SF, vs. SF, @ Seattle, and vs. Minnesota). Has improved aggressiveness, but interference calls have remained low (3 in '84 and '85). Games: '81-16/16; '82-9/9; '83-16/16; '84-15/15; '85-16/16. Totals: 72/72. Playoffs, 1/1.

**COLLEGE:** Was first team All-America (NEA) and third team Associated Press selection. Had nine interceptions his final two years, including six as a junior. Also blocked seven kicks during his career. Ran for FSU relay team, helping Seminoles to third place finish in NCAA Outdoor Championship. Majored in psychology.

**PERSONAL:** Basketball is Butler's primary offseason interest, playing for the Falcons' offseason basketball team and regularly visiting the Omni to watch the Hawks. Bobby and his wife, Cyrrilyn, live in Norcross. Born in Boynton Beach, Fla. Graduate of Atlantic H.S. (Delray Beach, Fla.).

#### BUTLER'S PRO RECORD

Year	Club	Tackles	Solo	Asst.	Int.	Yds.	Avg.	LG	TD
1981	Atlanta	49	39	10	5	86	18.6	41	0
1982	Atlanta	25	19	6	2	0	0.0	0	0
1983	Atlanta	75	49	26	4	3	3.0	12	0
1984	Atlanta	48	38	10	2	25	12.5	25	0
1985	Atlanta	78	43	25	5	-4	-.8	0	0
Totals		275	188	77	18	126	7.0	41	0



## Scott Case • 25

**SAFETY** • **OKLAHOMA** • **3RD YEAR**  
**HT: 6-0** • **WT: 178** • **BORN: 5/17/62**

**GAMES PLAYED/STARTED '85: 14/13**

**OBTAINED:** Draft, Round 2A, 1984

**PRO:** Wrestled starting job away from incumbent Tom Pridemore during training camp and improved throughout season. Possesses adequate speed, but needs to improve strength. Very competitive and aggressive, but flagged for only one interference call last season. "We appreciate


Scott's aggressiveness, but it needs to be tempered with sound judgement," says Henning. "We feel he now has the experience to do this." Started season at right safety and moved to left safety Week 3 after injury to Kenny Johnson. Was leading tackler in secondary with 95 tackles and had the only sack registered by a secondary member (@ SF). Had four double figure tackle games with a high of 13 (12 solo) in Falcons 14-13 victory over Vikings. Also had 12 tackles at San Francisco (6 solo) and Washington (3 solo) and 10 tackles vs. Raiders (7 solo). Recorded 47-yard pass interception at Dallas for longest return by a Falcon since Pridemore's club record 101 yard return in 1981. Also had interceptions versus Detroit, Denver, and Minnesota. Missed Week 7 (NO) with thigh bruise and Week 14 (KC) with knee injury. Played every game as rookie in '84 although registered no starts. Finished rookie year with 42 tackles, 29 of which came in final five games. Best game was 13-tackle performance Week 13 at Cincinnati (11/25/84). Registered safety Week 5 at San Francisco when he knocked punter Max Runager out of the end zone. Games: '84-16/0; '85-14/13. Totals 30/13.

**COLLEGE:** Led Big Eight in interceptions his senior year with eight for 110 yards and one TD. Was first team All-Big Eight (AP, UPI) and honorable mention All-America. Played two years at Northeastern Oklahoma A&M Junior College before attending Oklahoma.

**PERSONAL:** Case spent the majority of his offseason trying to increase strength as a member of the club's offseason conditioning program. He and wife, Cindy, and daughter, Kelsey (1), live in Buford, Ga. Born in Waynoka, Okla. Graduate of Memorial H.S. (Edmond, OK.).

#### CASE'S PRO RECORD

Year	Club	Tackles	Solo	Asst.	Int.	Yds.	Avg.	LG	TD
1984	Atlanta	42	28	14	0	0	0.0	0	0
1985	Atlanta	95	58	37	4	78	19.5	47	0
Totals		137	86	51	4	78	19.5	47	0



## Wendell Cason • 20

**CORNERBACK** • OREGON • 2ND YEAR  
**HT: 5-11** • **WT: 183** • **BORN: 1/22/63**

**GAMES PLAYED/STARTED '85: 14/14**

**OBTAINED:** Free Agent, 1985

**PRO:** Released in final cutdown last year, but returned when secondary was decimated by injuries in Week 2 and started 14 consecutive weeks. Improved throughout season after rocky beginning and should compete for starting cornerback position. Was called for two interference penalties

in debut versus Denver, but flagged only two other times during rest of season. Displayed good feel for the ball with three interceptions, two fumble recoveries, and one caused fumble. Made biggest play of year in final game at New Orleans, stripping Earl Campbell of the ball and recovering in the end zone to prevent a touchdown. Also had a fumble recovery at Seattle and made interceptions against New Orleans, Dallas, and Minnesota. Was second in passes defended with 14. Recorded 57 tackles despite joining the team late, reaching his individual game high of eight on three occasions (vs. San Francisco, at LA, and at Dallas). Had enjoyed solid preseason, but was cut in final roster reduction. Re-signed Sept. 17, and made NFL debut five days later as a starter. Games: '85-14/14.

**COLLEGE:** Development in the NFL is surprising after a relatively quiet career at the University of Oregon. Was a two-year starter for the Ducks, but recorded just one interception. Majored in business.

**PERSONAL:** Last year provided a Walter Mitty experience for Cason. The week prior to re-signing with the Falcons, he watched the NFL on television and a week later lined up against John Elway. Born in Carson, Calif., and a graduate of Carson H.S. He and his wife Debroah have two boys, Dionne and Antoine.

#### CASON'S PRO RECORD

Year	Club	Tackles	Solo	Asst.	Int.	Yds.	Avg.	LG	FR
1985	Atlanta	57	42	15	3	30	10.0	22	2

**RIGGS ONLY REPEAT 50 YARD RUNNER...** Seven different Falcons have had runs of 50 yards or more but Gerald Riggs is the only player to ever do it twice. Riggs had a 57 yard run against New Orleans on Sept. 2, 1984 and had a 50 yard run against Kansas City Dec. 8, 1985. Both runs came on the road and neither went for touchdown.



## Arthur Cox • 88

**TIGHT END • TEXAS SOUTHERN • 4TH YEAR**  
**HT: 6-2 • WT: 255 • BORN: 2/5/61**

**GAMES PLAYED/STARTED '85: 16/16**

**OBTAINED:** Free Agent, 1983.

**PRO:** Could be one of the most solid tight ends in the NFL if he maintains steady development. Has improved greatly with experience to complement good physical tools. Size and strength are strong points, but also possesses adequate quickness and speed. Has become reliable receiver,

catching 67 passes during past two seasons. Was team's third leading receiver last year with 33 catches 454 yards (13.6 avg.), highlighted by 62-yard TD grab against Raiders for the second longest TD catch by a tight end in club history. Also had a 14-yard scoring grab versus Washington. Yardage total was 125 yards better than previous year with one less reception. Highest reception days came against Dallas (5/56) and vs. San Francisco (4/61) and Washington (4/44/1TD). Only failed to catch passes in Weeks 3 and 4, bringing a modest team high 12-game receiving streak into '86. Had 34 receptions two years ago for highest total by a Falcon tight end since '80 when Junior Miller caught 46 passes and went to the Pro Bowl. Best games were five-catch, 58 yard performance against Detroit (9/9) and 47 yard, two-TD day vs. Houston (9/23). Ranks 17th in club career receiving, but could move into Top Ten with another solid season. Also effective as a blocker because of size and strength, but must reduce penalties. "Arthur has developed into an adequate receiver through hardwork," says Henning. "His real asset is his running ability once he catches the ball." Played vital role in success of Falcon running game last season. Was one of nine free agents to make the club in '83, but only rookie to earn start on offense that season, wrestling berth from Steve Young, who started first six games. Games: '83-16/9; '84-16/16; '85-16/16. Totals: 48/41.

**COLLEGE:** Was second team All Southwestern, but professional plans were jeopardized by serious knee injury in spring drills prior to senior season, damaging ligaments in left knee. Still had 33 catches for 504 yards. Majored in physical education.

**PERSONAL:** Born in Plant City, Fla., and graduate of Plant City H.S.

### COX'S PRO RECORD

Year Club	No.	Yds.	Avg.	LG	TD
1983 Atlanta	9	83	9.2	19	1
1984 Atlanta	34	329	9.7	23t	3
1985 Atlanta	33	454	13.6	62t	2
Totals	76	866	11.4	62t	6



## David Croudip • 30

**CORNERBACK • SAN DIEGO STATE • 3RD YEAR**  
**HT: 5-8 • WT: 183 • BORN: 1/25/59**

**GAMES PLAYED/STARTED '85: 11/0**


**OBTAINED:** Free Agent, 1985

**PRO:** Signed Oct. 8 to supplement injury riddled secondary and made contributions as nickel back and on special teams. Impressed coaches with determination and hitting ability. Should contend for similar role this season. Biggest play of year was special teams fumble recovery versus

Rams in Falcons' 30-14 victory to set up a score. Had spent previous season with Los Angeles, making club as a free agent. Best day was against Chicago, turning in six unassisted special teams tackles. Cut by the Rams during '85 season and signed with Chargers for Weeks 2 and 3. Released and then signed with Falcons. Spent '83 season with LA Express of USFL and Houston Gamblers. Games: '84-16/0 (Rams); '84-2/0 (SD), 11/0 (Atlanta). Totals: 29/0.

**COLLEGE:** Attended San Diego State after beginning college football career at Ventura Junior College. Industrial Arts Major.

**PERSONAL:** Returned to the San Diego area during the offseason. Born in Indianapolis, Ind., and moved to Los Angeles area prior to high school. Graduate of Compton H.S. Single.



## Buddy Curry • 50

**LINEBACKER • NORTH CAROLINA • 7TH YEAR**  
**HT: 6-4 • WT: 228 • BORN: 6/4/58**

**GAMES PLAYED/STARTED '85: 16/14**

**OBTAINED:** Draft, Round 2, 1980

**PRO:** Now an elder member of the Falcon defensive unit, but production remains at high level. Led team in tackles for the sixth consecutive season last year with 137 (82 unassisted plus 55 assists) as middle linebacker on 4-3. Will become one of two inside linebackers in 3-4 alignment for '86, but should not be great adjustment after coming into league in a similar alignment. Consistent performances have been overlooked because of team's overall defensive performance, and last year was no exception. Registered eight games with 10 or more tackles, including high of 13 at Philadelphia and Chicago. Also had double figure performances against Denver (12), Detroit (11), at San Francisco (11), Washington (11), vs. San Francisco (10), and at Dallas (10). Also recorded first pass interception since '82 with theft in 31-24 victory over Saints. Consistency reflected in 89 consecutive regular season game streak. Has played both inside and outside linebacker during that period. Has averaged 138.8 tackles per season for career while registering 833 career tackles. Total includes 35 double figure tackle games. Highest tackle season was '83, registering 229 stops, including a career high 22 tackles vs. San Francisco (11/20/83) and double figure tackle totals in 14 of 16 games. Spent most of '83 season at outside linebacker with Fulton Kuykendall playing inside, but rest of career has been spent inside. Burst on to NFL scene as a rookie, sharing Associated Press Defensive Rookie of the Year honors with teammate Al Richardson. Highlights of initial season included a 30-yard TD fumble recovery against Detroit, but consistency was again most impressive, missing only 45 defensive plays the entire season. Second season was highlighted by 35-yard TD interception return vs. Minnesota (10/30/81) in dramatic 31-30 win on Monday Night TV. Only missed performance came in '82 playoff contest at Minnesota because of knee injury. Missed start last season vs. Rams in Week 11, but still played special teams. Games: '80-16/16; '81-16/16; '82-9/9; '83-16/16; '84-16/16; '85-16/14. Totals: 89/87, 1/1 playoffs.

**HONORS:** 1980: AP Co-Defensive Rookie of the Year (AP), NFL All-Rookie (UPI, PFWA), Defensive Rookie of the Year. (Pro Football Weekly).

**COLLEGE:** Combined with All-Pro Lawrence Taylor of the Giants to form one of college football's outstanding linebacking corps. Set Tar Heel record for career interceptions with 12. Was defensive MVP in '77 Liberty Bowl and Sports Illustrated Player of the Week for 12-tackle, two interception performance vs. Pittsburgh as a senior. Has a B.A. in business administration.

**PERSONAL:** Has ranked among the most active Falcons in terms of community service, donating hours of time to charities such as the Georgia Special Olympics and Carnival for CURE for leukemia research. Also enjoys playing on the Falcons' offseason basketball team and is an avid golfer. His father played on Kentucky's 1957 basketball team. Native of Danville, Va., and graduate of George Washington H.S. Single.

#### CURRY'S PRO RECORD

Year	Club	Solo	Asst.	Sacks	Int.	Yds.	Avg.	LG	TD
1980	Atlanta	74	57	1½-14	3	13	4.3	9	0
1981	Atlanta	107	28	0-0	1	35	35.0	35t	1
1982	Atlanta	38	23	1-8	1	0	0.0	0	0
1983	Atlanta	127	102	4-30	0	0	0.0	0	0
1984	Atlanta	58	82	0-0	0	0	0.0	0	0
1985	Atlanta	82	55	0-0	1	0	0.0	0	0
<b>Totals</b>		<b>486</b>	<b>347</b>	<b>6½-52</b>	<b>6</b>	<b>48</b>	<b>8.0</b>	<b>35t</b>	<b>1</b>



## Rick Donnelly • 3

**PUNTER** • **WYOMING** • **2ND YEAR**  
**HT: 6-0** • **WT: 184** • **BORN: 5/17/62**

**GAMES PLAYED/STARTED '85: 11**

**OBTAINED:** Free Agent, 1985

**PRO:** Was just reaching stride when injured (knee) last year while making a tackle in Week 11 versus the Rams. Had established a new club single game punting record the previous week with 52.1 yard average on seven punts against Philadelphia in a performance that included three

In-20 kicks. Led the National Conference with a 43.6 yard average and finished second to Rams' Mickey Hatcher in net punting average with a 37.6 yard average. Had 18 In-20 punts in just 59 kicks while averaging over 40 yards in 10 of 11 games (only exception was 39.0 average versus San Francisco). Had averaged over 46 yards in three games prior to injury, including punts of over 60 yards in two games (68 vs. Washington and 62 at Philadelphia). Had an In-20 punt in 10 of 11 games with only exception coming Week 2 at San Francisco. "We felt he was among the league's best when he was injured," says Henning. "He has great leg strength and that is what sets him apart." Signed as a free agent Aug. 23 after losing training camp battle with New England's Rick Camarillo in training camp. Games: 1985: 11.

**COLLEGE:** Served as both plackicker and punter for the Cowboys as a senior. Saw little action prior to senior season with presence of Jack Weil, NCAA leading punter in '83, but averaged 45.8 yards for career.

**PERSONAL:** Rick spent the offseason regaining strength in his knee for the upcoming season. Took an unusual route to college, growing up on Long Island, but attended Wyoming "to see the West." Born in N.Y. Graduate of Miller Place H.S.

#### DONNELLY'S PRO RECORD

Year	Team	No.	Yds.	LG	Avg.	TB	In-20	Blk.	No. Ret.	Ret Yds	Net Avg
1985	Atlanta	59	2574	68	43.6	5	18	0	29	190	37.5



## Bill Fralic • 79

**OFFENSIVE GUARD • PITTSBURGH • 2ND YEAR**  
**HT: 6-5 • WT: 280 • BORN: 10/31/62**

**GAMES PLAYED/STARTED '85: 15/14**

**OBTAINED: Draft, Round 1, 1985**

**PRO:** Selected as the second player taken in '85 NFL Draft and lived up to all expectations during initial season. Played vital role in Falcons' 3rd ranked rushing game and also proved adept at pass blocking. Relies on great strength for crushing run blocking and good footwork for good pass

protection. "The only thing that kept Bill out of the Pro Bowl last year were injuries and experience," says Henning. "He now has the experience and we hope the injuries are in the past." Spent most of season at right guard, but also forced to play right tackle due to injuries. Started Weeks 2, 4-11, and 14-16 at right guard. Started at right tackle Weeks 12 & 13 as well as playing last three quarters at right tackle versus Rams (Week 11) when knee injury to Mike Kenn forced Eric Sanders to move to left tackle. Played in 1986 offensive plays, nearly 150 more than next offensive lineman, and was assessed only two penalties (one holding, one motion) during the entire season. Started slow due to pinched nerve in neck, forcing him to miss Week 3 versus Denver. Hit stride by midseason and enjoyed impressive performances at guard against the Cowboys' John Dutton and Washington's Dave Butz as well as at tackle versus the Raiders' Howie Long, prompting the Raider All-Pro to comment: "He's a good one now. He's going to be a great one." Cited for only five mental errors during season despite rookie status and position switches along the line. Reported to camp as a tackle, but moved to guard two weeks prior to season when incumbent R.C. Thielemann was traded to Washington. Now combines with right tackle Brett Miller to give Falcons one of strongest right fronts in NFL. Games: 15/14. Obtained via trade with Minnesota which sent Vikings the Falcons number one and three picks.

**HONORS:** NFL Rookie of the Year (Sports Illustrated's Paul Zimmerman), CBS All-John Madden Team, All Rookie NFL (UPI, PFWA, Football Digest).

**COLLEGE:** Was considered best offensive lineman in the nation after three time All-America selection. Finished sixth in balloting for the Heisman Trophy as a senior and eighth as a junior. One of only four Pitt players to ever have jersey retired (others are Tony Dorsett, Hugh Green, and Dan Marino).

**PERSONAL:** Began the offseason with elbow operation on Jan. 8, cleaning out old injury. Weight lifting and golf, where he dips in the 70's, occupies the majority of offseason time. Born in Pittsburgh, Pa. Graduate of Penn Hills H.S. Single.



## David Frye • 58

**LINEBACKER • PURDUE • 4th YEAR**  
**HT: 6-2 • WT: 213 • BORN: 6/21/61**

**GAMES PLAYED/STARTED '85: 14/5**

**OBTAINED: Free Agent, 1983**

**PRO:** Did not enjoy the productive year of his first two NFL seasons, but still regarded as possibly the best athlete among the linebackers by the coaching staff. Is aggressive and plays run and pass equally well. Lack of size is biggest liability. Played most of last season behind Al Richardson at

ROLB after missing Weeks 4 and 5 on the reserve list. Returned Week 6 for strong

performance at Seattle with nine tackles (5 solo, 4 assists), including one sack and caused a fumble. Enjoyed most productive day of career Week 12 at Chicago with 16 tackles (11 solo). Could move back into starting lineup with switch to 3-4 alignment. Started 12 games in '84 while ranking fourth on the team in total tackles with 118 (50 solo, 68 assists). Totals included double figure tackles in four games (Detroit 9/9; Minnesota 9/16; N.Y. Giants 10/14; New Orleans 11/11) with best effort being 14-tackle performance against Giants. Originally made club as free agent in 1983 and recorded 65 tackles (35 solo) while making two starts. Has displayed knack for making big play, recording 8½ sacks during past two seasons. Also had a 20-yard interception in season finale at New Orleans last year to set up score in 16-10 victory over Saints. Games: '83-16/2; '84-16/12; '85-14/5. Totals: 46/19.

**COLLEGE:** Played defensive end in college and started final three seasons at Purdue, registering 248 tackles (103 as senior) and 22 tackles for losses. Transferred after one year at Santa Ana Junior College. Majored in Public Relations.

**PERSONAL:** Remained in the Atlanta area as a member of the club's offseason conditioning program. Versatile athlete, who was league hurdles champion and played basketball as well as football. Native of Cincinnati, Ohio. Graduate of Woodward H.S. Single.

#### FRYE'S PRO RECORD

Year	Club	Tackles	Solo	Asst.	Sacks	Int.	Yds.	Avg.	LG	TD	FC	FR
1983	Atlanta	65	35	30	1-3	0	0	0.0	0	0	0	2
1984	Atlanta	118	50	68	4½-29	0	0	0.0	0	0	0	2
1985	Atlanta	88	41	37	4-33	1	20	20.0	20	0	2	1
Totals		271	126	135	9½-65	1	20	20.0	20	0	2	5



## Mike Gann • 76

**DEFENSIVE END • NOTRE DAME • 2nd YEAR**  
**HT: 6-5 • WT: 265 • BORN: 10/19/63**

**GAMES PLAYED/STARTED '85: 16/16**

**OBTAINED:** Draft, Round 2, 1985

**PRO:** Enjoyed solid rookie season, starting at right defensive end all 16 games and finishing with 60 tackles. Played season with recurring shoulder problems that hampered productivity, and forced surgery Jan. 8. Expected to rebound this year, but starting competition will be stiffer with


switch from 4-3 to 3-4 defensive alignment. Highlight of rookie season came with 42-yard TD run of lateral from Rick Bryan after fumble recovery in 31-24 victory over Saints. Also recovered fumble with 1:09 remaining in game to seal 14-13 victory over Vikings. "Looking at him, you would not think Mike has the kind of quickness he possesses," says Henning. "But you watch him play and he is always around the football." Combines natural ability with dedicated work habits. High tackle total of seven came against Washington and five sacks were recorded against Detroit, vs. San Francisco, Washington, Philadelphia, and at New Orleans. Games: '85-16/16.

**COLLEGE:** Enjoyed superlative career at Notre Dame, starting his final three years for the Fighting Irish. Displayed ability to make bit play in college as well, recording 21 sacks and 34 tackles for losses in his career as well as recovering five fumbles and causing three others as a senior. Played in Hula Bowl and Japan Bowl. Majored in marketing.

**PERSONAL:** Comes from athletic family that includes a brother, Mark, who played at Oklahoma. Native of Stillwater, Okla., but attended high school in Lakewood, Col. Single.

## GANN'S PRO RECORD

Year	Club	Tackles	Solo	Asst.	S-Yards	FR	FC
1985	Atlanta	69	40	29	5-41	1	0



## Willard Goff • 70

**DEFENSIVE TACKLE • WEST TEXAS ST. • 2nd YEAR**  
**HT: 6-3 • WT: 265 • BORN: 10/17/61**

**GAMES PLAYED/STARTED '85: 7/0**

**OBTAINED:** Free Agent, 1985

**PRO:** Released in training camp, but re-signed Nov. 6 when Lawrence Pillers was waived. Played in reserve capacity and on special teams, making two total tackles. Great enthusiasm and willingness to work make up for great physical skills. "Willard's attitude and willingness to accept any

task was an asset to our football team in the second half of the season," says Henning. Could provide depth at nose tackle in 3-4 alignment. Games: '85-7/0.

**COLLEGE:** Played last two seasons at West Texas State after transferring from Illinois. Was named All-Missouri Valley Conference in '83 and honorable mention All-MVC as a senior in '84. Began college career at Dodge City Community College. Majored in Animal Science.

**PERSONAL:** Willard's life took an abrupt turn last fall, working as a brick mason before suiting up at Philadelphia less than a week later. He and his wife, Patty, have one child. Native of Springfield, Col. Graduate of Springfield H.S.



## Tiger Greene • 33

**SAFETY • WESTERN CAROLINA • 2nd YEAR**  
**HT: 5-10 • WT: 184 • BORN: 2/15/62**

**GAMES PLAYED/STARTED '85: 10/7**

**OBTAINED:** Free Agent, 1985

**PRO:** Hobbled by injuries throughout '85, but made good impression during rookie season that included seven starts. Originally slated for nickel back duties after making team as free agent, but missed Weeks 3-6 with knee injury sustained at San Francisco. Forced into starting lineup Week 7

upon return by injury to Scott Case and made pivotal pass interception in end zone to stop a Saint drive that had reached the Atlanta one-yard line. Also had a pass interception to stall a Los Angeles drive late in the half during 30-14 Falcon victory. Recorded 35 tackles (25 solo) before returning to injured reserve list for last two games after sustaining ankle injury at Kansas City. Can play cornerback, safety, or nickel back. Recorded season high eight tackles versus Washington and Philadelphia. Should again provide valuable secondary depth because of versatility. Games: '85-10/7.

**COLLEGE:** Was Two-time All-Southern Conference choice and 2nd team Division I-AA All-America selection at Western Carolina. Specialty was blocking kicks, including block against Holy Cross to give the Catamounts Division I-AA quarterfinal playoff victory over Crusaders. Blocked seven kicks during career.

**PERSONAL:** Tiger stayed in Atlanta and worked out during offseason. Devoted spare time to hobbies of fishing and golf. Real name is George. Native of East Flat Rock, N.C. Graduate of East Henderson H.S. Single.

**GREENE'S PRO RECORD**

Year	Club	Tackles	Solo	Asst.	Int.	Yds.	Avg.	LG	TD
1985	Atlanta	35	25	10	2	27	13.5	27	0



**Glen Howe • 71**

**OFFENSIVE TACKLE • SO. MISSISSIPPI • 2ND YEAR**  
**HT: 6-6 • WT: 292 • BORN: 10/18/61**

**GAMES PLAYED/STARTED '85: 5/1**

**OBTAINED:** Free Agent, 1985

**PRO:** Could challenge for tackle position based on improvement shown in brief stint late last season. Was signed Nov. 19 for roster spot vacated by injury to Mike Kenn, and played in three games, including a start against Kansas City in Week 14. Was in on 75 offensive plays and

made only one mental error despite lack of practice time with team. Had started season with Pittsburgh, remaining on the Steeler roster through the first four weeks of the year before being waived. Was originally the Falcons' 9th round draft pick in '84, but waived in preseason. Must compensate for average quickness by taking advantage of size and with superior techniques. Games: '85: 5/1.

**COLLEGE:** Was a three-year starter for the Golden Eagles, earning All-South Independent and honor mention All-America his junior and senior seasons. Played in the Senior Bowl and Blue-Gray games. Majored in athletic administration.

**PERSONAL:** Nicknamed "Big Dog" for size and strength. Moved to Atlanta during the offseason to participate in conditioning program and work with offensive line coach Larry Beightol on blocking schemes. He and wife, Terri, lived in Duluth, Ga. Native of New Albany, Miss. Graduate of W.P. Daniel H.S.



**Billy Johnson • 81**

**WIDE RECEIVER • WIDENER • 12TH YEAR**  
**HT: 5-9 • WT: 172 • BORN: 1/27/52**

**GAMES PLAYED/STARTED '85: 16/8**

**OBTAINED:** Free Agent, 1982

**PRO:** Remarkable athlete who continues to defy time and is now enjoying most productive span of long career. Responded from '84 knee surgery with brilliant season, leading club in catches (62), yards receiving (830), and TDs receiving (5). Also became the NFL's all-time career punt

return leader in Week 1 with 58 yards against Detroit, surpassing Denver's Rick Upchurch. Has now accumulated over 10,000 NFL yards in a most versatile fashion—4,070 yards receiving, 3,036 yards punt returns, 2,941 yards kickoff returns, and 291 yards rushing for 10,338 total yards. Shows no signs of slowing down and again expected to play vital role as club's possession receiver from both H-Back and wide receiver positions. Had three 100-yard receiving days last season (New Orleans, 153; LA Raiders, 136; and Denver, 110), including career best of 153 yards versus Saints on 11 catches. Now ranks as team's seventh all-time receiver (tie with

Ken Burrow) with 152 catches as well as club's all-time career punt return leader with 996 yards despite not joining club until 1982, and has been mainstay of offense since Henning's arrival. Has caught passes 36 of last 38 games. Continues to perform despite 3 knee surgeries (2 right, 1 left), the latest coming Week 6 of '84 season at Los Angeles. Was team's leading receiver with 24 catches (18 first downs) at time, including a eight-catch, 116-yard, and 1-TD game versus Detroit in Week 2. Had recorded touchdown grabs three consecutive weeks (Detroit, Minnesota, Houston). Best season of career came in 1983 when he was named NFL's "Comeback Player of the Year" as well as being selected the returner for the NFC Pro Bowl squad. Had 64 catches and 46 punt returns, both career highs, while recording some of the most dramatic moments in Falcon history. Highlights included astonishing performance against NY Jets when he personally scored or set up all five scores (three TDs, two FGs) in leading Falcons to 27-21 come-from-behind victory in last 16 minutes of games. Scored first TD on last play of third period on 15-yard pass. Set up next TD on 41 yard punt return. Tied game with 71-yard punt return moments later, and set up final two field goals with 23-yard reception and 36-yard reverse. Had 226 yards total offense (116 PR, 57 receiving, 53 rushing). Most sensational play of season was dramatic 47-yard reception with no time remaining to give Falcons 28-24 victory over San Francisco (11/20/83). Also had 44-yard reception and 38-yard punt return vs. Green Bay (11/27/83) to set up scores in 47-41 Atlanta overtime victory. Marked return to NFL from Canadian Football League in '82 by leading the NFC in punt returns (11.4 yard avg.). Also led NFL in '75 (15.3) and '77 (15.4). Came to the Falcons after playing '81 season for Montreal Alouettes where he ranked third in CFL in catches (65 for 1060 and 5 TDs) and fourth in punt returns (59 for 10.1 average). Played his first seven years with the Houston Oilers before receiving his free agency (2/2/81) and signing with Montreal. (5/19/81). Tied NFL single season record in '75 with four returns (3 punts, 1 KO) for TDs. Was 15th round draft choice in Houston in '74. Spent most of '78 and '79 seasons on injured reserve with knee injuries. Named to Pro Bowl in '75 and '77 as well as '83. Was MVP of '75 Pro Bowl with 263 yards on seven plays. Longest punt return of career is 87 yards while longest kickoff return is 81 yards, both for TDs. Holds Oiler punt return record as well as Falcons and NFL with 2,040 yards. Games: '74 (14/8), '75 (14/14), '76 (14/14), '77 (14/14), '78 (5/0), '79 (2/0), '80 (16/4), '82 (9/0), '83 (16/0), '84 (6/0), '85 (16/8). Totals (126/62).


**HONORS:** 1983: NFL Comeback Player of the Year (Pro Football Weekly), All-NFL (Pro Football Weekly, The Sporting News, Pro Football Writers Assoc., Football Digest, College & Pro Football News Weekly, 2nd Team, AP), All-NFC (Pro Football Weekly), Pro Bowl, Return Specialist of the Year (NFL Alumni Association); 1977: Pro-Bowl; 1975: Pro Bowl (MVP).

**COLLEGE:** Johnson twice led the NCAA Division II in rushing with 1,494 yards in '72 and 1,556 yards in '73. Sported a career rushing average of 8.8 (2,946 yards on 332 carries) and averaged 41.7 on his TD runs and scored over 7.7 times he touched the ball. B.A. in History.

**PERSONAL:** One of the most articulate and active Falcons, Johnson devoted his offseason to charity work and time with his family. Was selected as the team's Man of the Year for civic contributions last season, primarily for work centered on drug awareness, prevention, and abuse. Also selected by the Atlanta Journal-Constitution as prestigious Peach of an Athlete winner for civic work. Once played a season of professional softball for the Philadelphia Athletics of the American Professional Slo-Pitch League in 1978. He and his wife, Barbara, have three children: Marcia, Kendra, and Jared. Native of Bouthwyn, Pa. Graduate of Bouthwyn H.S. (Chichester, Pa.).

### JOHNSON'S PRO RECORD

Year	Club	PUNT RETURNS					RECEIVING				
		No.	Yds.	Avg.	LG	TD	No.	Yds.	Avg.	LG	TD
1974	Houston	30	409	13.6	49	0	29	388	13.4	44	2
1975	Houston	40	612	15.3	83t	3	37	393	10.6	30	1
1976	Houston	38	403	10.6	46	0	47	495	10.5	40	4
1977	Houston	35	539	15.4	87t	2	20	412	20.6	71t	3
1978	Houston	8	60	7.5	20	0	1	10	10.0	10	0
1979	Houston	4	17	4.3	16	0	31	343	11.1	57t	2
1980	Houston	0	0	0.0	0-	0	6	108	18.0	25	1
1981	Montreal	59		10.1			65	1040			5
1982	Atlanta	24	273	11.4	71	0	2	11	5.5	6	0
1983	Atlanta	46	489	10.6	71t	1	64	709	11.1	47t	4
1984	Atlanta	15	152	10.1	37	0	24	371	15.5	45	3
1985	Atlanta	10	82	8.2	18	0	62	830	13.4	62t	5
NFL Totals		250	3036	12.1	87t	6	323	4070	12.6	71t	25



## Kenny Johnson • 37

**SAFETY • MISSISSIPPI STATE • 7TH YEAR**  
**HT: 5-11 • WT: 172 • BORN: 1/7/58**

**GAMES PLAYED/STARTED '85: 5/3**

**OBTAINED: Draft, Round 5A, 1980**

**PRO:** Will be trying to rebound after missing vast majority of last season with shoulder injury sustained Week 2 at San Francisco. Stayed on injured reserve until Week 14 when injury to Case forced activation, and responded with eight tackles. Had not missed a start (78 games) since joining

club as fifth round choice in '80 until injury. Had begun season with impressive 11 tackle performance in opener vs. Detroit. Was coming off of best season in '84 after being switched from right corner spot to left safety, where he had played during first four years. Finished second in tackles (70 solo, 51 assists) while leading team in interceptions (5/75 yards). Also recorded 1½ sacks, blocked a punt (@SF) and led team in caused fumbles (4) for second straight year. Enjoyed best game against Pittsburgh (10/28/84) with eight solo tackles and two interceptions. Ranks sixth on club career interception list with 16 (one behind Tom Hayes) and fifth in punt return yards with 366, as well as 10th on kickoff yardage list with 603 yards. Highlight of career was two-touchdown performance via interceptions against Green Bay (11/27/83) to tie NFL record. First TD interception (26 yards) put Falcons ahead 41-34 with 1:57 remaining. Second TD interception (31 yards) scored in overtime to give Falcons 47-41 victory, making him only the 12th player in NFL history to return two interceptions for TDs in a single game. A week earlier he had caused fumble on hit of Renaldo Nehemiah vs. San Francisco (11/20/83) which was returned 64 yards for a touchdown. Durable and aggressive player, who has managed to avoid penalties despite intimidating style of play. Originally received starting opportunity in Week 1 of '80 season when Rick Byas sustained a broken hand in final week of training camp. Led NFC in punt returns as a rookie with 12.2 yard average. Rookie year highlight was final game performance against Rams when he was in on 10 tackles, had a sack, recovered two fumbles, and blocked a field goal. Games: 1980-16/16; '81-16/16; '82-9/9; '83-16/16; '85-5/3. Totals: 81/79. Playoffs: 2/2.

**COLLEGE:** Played both safety and corner in college, finishing with 11 career interceptions.

**PERSONAL:** Has annually spent his offseason at his Moss Point, Miss., home where he enjoys hobbies of hunting and fishing. Has also done work as TV sports reporter. He and his wife, Rebecca, have three children, Kenneth, Terrance, and Kendra. Native of Moss Point, Miss. Graduate of Moss Point H.S.

#### JOHNSON'S PRO RECORD

Year	Club	Tackles	Solo	Asst.	Int.	Yds.	Avg.	LG	TD	FR
1980	Atlanta	81	61	20	4	49	12.3	33	0	4
1981	Atlanta	64	50	14	3	35	11.7	23	0	1
1982	Atlanta	43	30	13	2	30	15.0	30	0	1
1983	Atlanta	124	78	46	2	57	28.5	31t	2	0
1984	Atlanta	121	70	51	5	75	15.0	28	0	1
1985	Atlanta	27	14	13	0	0	0.0	0	0	0
<b>Totals</b>		<b>460</b>	<b>303</b>	<b>167</b>	<b>16</b>	<b>246</b>	<b>15.4</b>	<b>33</b>	<b>2</b>	<b>7</b>

Year	Club	No.	PUNT RETURNS				KICKOFF RETURNS				
			Yds.	Avg.	LG	TD	No	Yds.	Avg.	LG	TD
1980	Atlanta	23	281	12.2	56	0					
1981	Atlanta	4	6	1.5	4	0					
1982	Atlanta	None									
1983	Atlanta	None					11	224	20.4	28	0
1984	Atlanta	10	79	7.9	14	0	19	359	18.9	27	0
1985	Atlanta	None					1	20	20.0	20	0
<b>Totals</b>		<b>37</b>	<b>366</b>	<b>9.9</b>	<b>56</b>	<b>0</b>	<b>31</b>	<b>603</b>	<b>19.5</b>	<b>28</b>	<b>0</b>



## Mike Kenn • 78

**OFFENSIVE TACKLE • MICHIGAN • 9TH YEAR**  
**HT: 6-7 • WT: 277 • BORN: 2/9/56**

**GAMES PLAYED/STARTED '85: 11/11**

**OBTAINED:** Draft, Round 1, 1978

**PRO:** Saw a bid for a sixth consecutive trip to the NFL Pro Bowl stopped with a Week 11 knee injury, but no complications are anticipated in return to form as one of the league's premier tackles. Has performed among the NFL's best since joining club as a number one draft selection in 1978. Missed only seven games in eight years, starting all 114 regular season games in which he has appeared. Has developed good strength to complement outstanding balance and quick feet in order to improve an already strong game. "He is already one of the best offensive tackles of the last ten years, and could become one of the best of all time," says Henning. Consistency has been key to year to year excellence, and last year was no exception. Cited for only four mental errors in 713 offensive plays by line coach Larry Beightol, and responsible for only three sacks. Appeared in 94 consecutive games before seeing streak stopped in Week 2 of '84 season with a calf muscle pull. Also once played in 26 consecutive games without a penalty. (NO, 11/25/79, to STL, 10/18/81). Established a new Falcon record with five consecutive Pro Bowl appearances prior to missing last year's balloting because of knee injury. Excels as both a pass blocker and run blocker. Regarded by many observers as too light when entering the NFL as a rookie, but has added weight and strength yearly through a diligent offseason conditioning program. Was the 13th player chosen in the '78 draft. Games: '78-16/16; '79-16/16; '80-16/16; '81-16/16; '82-9/9; '83-16/16; '84-16/16; '85-11/11. Totals: 114/114, 4/4 Playoffs.

**HONORS:** 1984: All-NFC (UPI, 2nd), Pro Bowl. 1983: All-NFL (Pro Football Weekly, AP 2nd, College & Pro Football News Weekly 2nd), All-NFC (Pro Football Weekly, UPI 2nd), Pro Bowl. 1982: All-NFL (College & Pro Football Weekly, AP 2nd, NEA 2nd), All-NFC (UPI), Pro Bowl. 1981: All-NFL (AP 2nd, NEA 2nd), All-NFC (UPI), Pro Bowl. 1980: All-NFL (AP, UPI, NEA, Pro Football Writers Assoc.), Pro Bowl. 1978: NFL All-Rookie (PFWA).

**COLLEGE:** Was a second team All-America choice while leading the Wolverines to two Rose Bowl appearances. B.S. in General Studies.

**PERSONAL:** Mike's offseason interests are varied, ranging from gourmet cooking to golf and real estate investments. However, most of his time goes to a rigorous offseason conditioning program. He and his wife, Joannie, live in Roswell, and have one child, Lisa (6 months). Native of Evanston, Ill. Graduate of Evanston H.S.



## Jeff Kiewel • 63

**OFFENSIVE GUARD • ARIZONA • 2ND YEAR**  
**HT: 6-4 • WT: 252 • BORN: 9/27/60**

**GAMES PLAYED/STARTED '85: 15/9**

**OBTAINED:** Free Agent, 1985

**PRO:** Showed great improvement as season developed last season, and should contend for starting berth in '86. Good strength and aggressive player. Excellent run blocker but suffered from lack of experience in pass blocking. "He was as good as any offensive lineman we had during the last quarter of the season," says line coach Larry Beightol. "Now that he has a grasp of our system, he should be an even better player." Started Weeks 1 and 3 at right guard when Fralic ailing and forced into starting lineup on permanent basis Week 9 after Scully injured. Ranked third among offensive linemen in number of plays with 808. Came to the Falcons from the USFL where he was member of the Arizona Wranglers for two years. Signed with Wranglers in '83 and was a member of developmental squad with exception of one game. Was not protected in merger of Wranglers and Oklahoma Outlaws and selected by Houston Gamblers in USFL dispersal draft, playing in 18 games in '84. Games: '85-15/9.

**COLLEGE:** Excelled both on and off the field at Arizona, where he was all-conference pick as well as PAC-10 All-Academic selection as a three year starter, playing both guard and tackle. Majored in business with minor in finance.

**PERSONAL:** For the second straight year, offseason time was devoted to Falcons' strength and conditioning program. Also acquired pilot's license during offseason. Native of Tucson, Ariz. Graduate of Sabino H.S. (Tuscon). Single.

RIGGS HELD ON IN '85... While Elias Sports Bureau does not keep official records on the subject, Gerald Riggs at least tied an unofficial record last season when he handled the football 430 times without fumbling. The total included 397 rushing attempts and 33 pass receptions. Since Week 14 of the '84 season Riggs has carried the ball 483 times without fumbling. His last fumble came in the second quarter against San Francisco, Dec. 2, 1984.



## Mike Landrum • 80

**TIGHT END • SO. MISSISSIPPI • 2nd YEAR**  
**HT: 6-2 • WT: 231 • BORN: 11/6/61**

**GAMES PLAYED/STARTED '85: 0/0 (IR)**

**OBTAINED: Free Agent, 1984**

**PRO:** Will try to contend for reserve spot at Tight end/H-Back after missing entire season with knee injury. Placed on injured reserve Aug. 26. Had performed well in '84 in spot duty and special teams. Caught six passes for 66 yards in limited play with high game of two catches at Washington on

Monday Night Football. Had long reception of 30 yards against Tampa Bay. Good blocker who saw extensive use in short yardage situations. Underwent diligent rehabilitation program and should be fully recovered. Games: 1984-15/0; '85-0/0 (IR).

**COLLEGE:** Used primarily as blocker in strong Southern Mississippi running game, catching only four passes as a senior. Began college career as a quarterback before switching to tight end. Majored in secondary education.

**PERSONAL:** Was one of the most regular members of the club's offseason conditioning program. Native of Columbia, Miss. Graduate of Columbia H.S. Single.

### LANDRUM'S PRO RECORD

Year Club	No.	Yds.	RECEIVING		
			Avg.	LG	TD
1984 Atlanta	6	66	11.0	30	0
1985 Atlanta	----- IR -----				
Totals	6	66	11.0	30	0



## Mick Luckhurst • 18

**KICKER • CALIFORNIA • 6TH YEAR**  
**HT: 6-2 • WT: 183 • BORN: 3/31/58**

**GAMES PLAYED/STARTED '85: 16**

**OBTAINED: Free Agent, 1981**

**PRO:** Enters season as the third all-time field goal percentage kicker in NFL history (.724%), trailing only Kansas City's Nick Lowery and Detroit's Eddie Murray. Also possesses fourth longest consecutive streak in NFL history with 17 field goals in a row (Mark Moseley, 23; Garo Yeprem-

ian, 20; Gary Andersen, 18). Holds club career marks for: Most points after TD attempted/made (175/178), most field goals attempted/made (92/127), field goal percentage (.724%), most total points (451) as well as single season marks for most points (114 in '81) and most PAT's attempted/made (51/51 in '81). Field goal percentage has surpassed 70% for four consecutive seasons and carries consecutive extra point streak of 96 into '86 season. Is only player in NFL history to twice kick two 50-yard field goals in one game, hitting pair of 52-yards at Los Angeles (10/22/84) and two 51-yarders at Denver (12/5/82). Also had a 37-yard field goal as time expired to give Falcons 30-28 decision in game against Rams, marking first time in club history Falcons had won at LA. Overall, two of six in game deciding situations, hitting at LA and a 27-yarder to beat NY Giants, 16-14, in 1982, after having one of three career PAT misses blocked. Other PAT misses were blocked at Chicago (9/4/83) and wide at San Francisco (9/25/83), which was last miss. One of most versatile kickers in NFL. Punted out of bounds at 9-yard line on fake field goal attempt in Week 7 vs. New

Orleans (26-yard punt). Again forced into punting role in Week 11 when Rick Donnelly was injured in fourth quarter and responded with a 33-yard punt from end zone that was nullified by roughing kicker penalty. Once drop kicked an extra point attempt in preseason game versus Denver. In only playoff appearance in '82, ran for a touchdown against Minnesota, taking pitch from Mike Moroski and running 17 yards on a fake field goal attempt, thus becoming first player since Paul Hornung in 1961 to score both a TD and field goal in postseason play. Originally came to squad as a free agent, beating out incumbent Tim Mazzetti in '81. Games: '81-16; '82-9; '83-16; '84-16; '85-16. Playoffs-1.

**COLLEGE:** Originally attended St. Cloud College in Minnesota before transferring to California where he kicked the last two years. Kicked 48 of 49 PATs, including 31 straight and 24 of 34 field goals, 14 of 17 as senior. Eight of 14 FGs his senior season were for more than 40 yards, including 54-yarder vs. Oregon State. Majored in business.

**PERSONAL:** Once played in the National Collegiate Rugby Tournament in '80 and won MVP honors. Also caddied for wife, Terri, on the LPGA tour prior to her retirement last year. Made second consecutive offseason trip to Bolivia during summer to help raise funds for improved health facilities in that country. He and Terri live in Buford and have one child, Nikki (six months). Native of Redbourn, England and graduate of St. Columbus H.S. in Redbourn.

#### LUCKHURST'S PRO RECORD

Year Club	FG-FGA	Pct.	LG	PAT	Pct.	PTs.
1981 Atlanta	21-33	.636	45	51-51	1.000	114
1982 Atlanta	10-14	.714	51	21-22	.955	51
1983 Atlanta	17-22	.772	49	43-45	.956	94
1984 Atlanta	20-27	.740	52	31-31	1.000	91
1985 Atlanta	24-31	.774	52	29-29	1.000	101
<b>Totals</b>	<b>92-127</b>	<b>.724</b>	<b>52</b>	<b>175-178</b>	<b>.983</b>	<b>451</b>

#### FIELD GOAL ACCURACY

Year Club	10-19	20-29	30-39	40-49	50-Plus	Total	Pct.
1981 Atlanta	1-2	7-7	8-12	5-11	0-1	21-33	.636
1982 Atlanta	0-0	6-6	0-3	2-3	2-2	10-14	.714
1983 Atlanta	0-0	4-5	4-5	9-11	0-1	17-22	.772
1984 Atlanta	0-0	4-4	9-10	4-9	3-4	20-27	.740
1985 Atlanta	0-0	7-9	8-10	8-11	1-1	24-31	.774
<b>Totals</b>	<b>0-0</b>	<b>28-41</b>	<b>29-40</b>	<b>28-45</b>	<b>6-9</b>	<b>92-127</b>	<b>.724</b>



## Rydell Malancon • 52

**LINEBACKER • LOUISIANA STATE • 2nd YEAR**  
**HT: 6-1 • WT: 219 • BORN: 1/10/62**

**GAMES PLAYED/STARTED '85: 0/0 (IR)**


**OBTAINED:** Draft, Round 4, 1984

**PRO:** Placed on injured reserve list Aug. 19 with knee injury and missed entire season. Should receive better opportunity to play this season with switch to 3-4 defense, but must overcome injuries that have stalled last two seasons. Also missed eight weeks of rookie season with thigh injury.

Play was very limited during rookie year with exception of special teams. Recorded two tackles and one assist. Has speed to be productive in newly installed system if he can remain healthy. Games: '85-7/0; '85-0/0 (IR).

**COLLEGE:** Started 41 consecutive games for LSU after breaking into starting lineup in fourth game of freshman year. Led LSU in sacks in each of final three years, totaling 25 sacks for career. Majored in General Studies.

**PERSONAL:** Rydell remained in the Atlanta area in the offseason, working with linebacker coach Chuck Clausen. Native of Vacherie, La. Graduate of St. James H.S. Single.



## Al Matthews • 49

**TIGHT END/H-BACK • VANDERBILT • 4th YEAR**  
**HT: 6-2 • WT: 230 • BORN: 3/24/61**

**GAMES PLAYED/STARTED '85: 12/2**

**OBTAINED:** Draft, Round 12, 1983

**PRO:** Versatility has been primary asset during past three years, splitting time at H-Back and tight end as well as playing some wide receiver and serving as a valuable special teams member. Lacks speed, but has excellent hands and knows offensive system extremely well. Originally

made team as 12th round draft choice in '83, playing sparingly with exception of special teams. Development slowed in '84 by neck injury which forced him on injured reserve for 10 games. Had most productive year last season despite being waived at midseason for one game (Week 7). Returned Week 8 to catch only TD pass of career against Dallas. Had career best game in Week 16 at New Orleans with three catches for 25 yards. Games: 1983-16/1; '84-6/0; '85-15/2. Totals: 37/3.

**COLLEGE:** Was one of most productive players in SEC history, setting Southeastern Conference single season TD reception record as a senior with 14. Consensus All-SEC choice and voted All-America by Football News and AP (2nd) and UPI (2nd). Named SEC Offensive Lineman of the Year by Atlanta Touchdown Club. Received B.A. in Sociology.

**PERSONAL:** Allama devotes most of his offseason time to conditioning and playing basketball. He and his wife, Delores, and son, Terrell, live in Atlanta. Native of Jacksonville, Fla. Graduate of Andrew Jackson H.S.

### MATTHEWS' PRO RECORD

Year Club	No.	Yds.	Avg.	LG	TD
1983 Atlanta	3	37	12.3	23	0
1984 Atlanta	1	7	7.0	7	0
1985 Atlanta	7	57	8.1	15	1
Totals	11	101	9.2	23	1



## Eddie Meyers • 40

**RUNNING BACK • NAVY • 1st YEAR**  
**HT: 5-9 • WT: 205 • BORN: 1/7/59**

**GAMES PLAYED/STARTED '85: 0/0 (Reserve)**


**OBTAINED:** Free Agent, 1982

**PRO:** Is making fifth training camp appearance for the Falcons this year and will be eligible for play next season. Takes his annual leave every year to come to Falcons' camp, but returns to U.S. Marine Corps obligations each year following training camp. Falcons hope 'fresh legs' will offset

advanced running back of 28 next season. Excellent strength and low center of gravity makes him difficult to tackle. Most carries in a preseason came last year with seven (18 yards). Best performance came in '84 against Tampa Bay with five carries for 30 yards (6.0 avg.) and one TD. Also had one carry for 15 yards in '83 preseason against Denver, and one attempt for two yards against Baltimore in '82 preseason.

**COLLEGE:** Rewrote U.S. Naval Academy record books, setting records for single game rushing (198 yards), single season rushing (1,318 yards), and career rushing (2,935 yards) after going to Navy when no other colleges offered scholarships. Had three excellent games against Georgia Tech, rushing for 183, 146, and 196 yards respectively in his final three year against the Yellowjackets.

**PERSONAL:** Football is not the only area in which Meyers excels. He has also won several body-building contests while stationed at Camp Pendleton. Graduate of Pemberton (NJ) H.S. He and his wife, Janet, have two daughters, Erica (3), and Elena (2).



## Brett Miller • 62

**OFFENSIVE TACKLE • IOWA • 4th YEAR**  
**HT: 6-7 • WT: 295 • BORN: 10/2/58**

**GAMES PLAYED/STARTED '85: 12/12**


**OBTAINED:** Draft, Round 5, 1983

**PRO:** May be on verge of becoming one of better offensive tackles in the NFL after dramatic improvement in '85. Started throughout '84 season, but was given little chance to return last season after drafting of Bill Fralic. However, solid training camp play led to move of Fralic to guard,

leaving Falcons with potentially dominating offensive right side. Improved throughout year although progress was hampered by late season ankle injury Week 10 at Philadelphia that forced him to miss four weeks. Returned for final two weeks against Minnesota and New Orleans. Great strength is primary asset, but has also worked to improve other phases of game. Outstanding run blocker and has shown much improvement in pass blocking. Bench presses nearly 550 pounds. "The guy's strength is unbelievable," says line coach Larry Beightol. "The more experience he gains, the more confidence and awareness he will gain about his position." Physical gifts complemented by great work ethic and attitude. "I was impressed by the way he came back from his injury and played the final two games," says Henning. Played in 781 plays with only two mental errors. Progress has come rapidly since playing defensive line until his senior season in college. Drafted in 5th round of '83 draft, but played only special teams. Wrestled starting right tackle position from Warren Bryant during '84 training camp and started all but three games of that season. However, lack of experience led to loss of confidence, which was regained during '85. Games: '83-16/0; '84-15/13; '85-12/12. Total: 43/25.

**COLLEGE:** Despite playing defensive line until his senior season, was named second team All-Big 10 as a senior offensive tackle. Transferred to Iowa from Glendale Community College. Majored in business

**PERSONAL:** As his weightlifting charts would indicate, Miller is a devoted member of the club's offseason conditioning program. Participated in NFL Arm Wrestling Championships. Also devoted movie follower. He and his wife, Gailyn, live in Alpha-retta. Native of Lynwood, Calif. Graduate of Glendale H.S. (Glendale, Calif.).



## Joe Pellegrini • 64

CENTER/GUARD • HARVARD • 5th YEAR  
HT: 6-4 • WT: 258 • BORN: 4/8/57

GAMES PLAYED/STARTED '85: 5/2


OBTAINED: Free Agent, 1984

**PRO:** Progress stunted last season by two long stints on injured reserve, but very capable of making a contribution at both center and guard. Missed first half of last year with knee injury sustained in preseason opener, but returned for five games before being sidelined final three games with

ankle injury. Started games against Bears and Raiders at guard. Very disciplined player, whose versatility is asset. Signed with Falcons Week 2 of '84 season after being released in preseason by New York Jets. Had been switched to defense by Jets in preseason after starting six games at left guard and three games at center during '83 season. Started four games for Falcons in '84 while Jeff Van Note sidelined with broken finger, thus becoming only other player to start at center for club since 1976. Originally came in NFL as free agent in '81, but missed entire season with back injury. Games: '81-0/0 (IR); '82-9/0; '83-16/9; '84-15/4; '85-5/2. Totals: 45/5.

**COLLEGE:** Completed his college career in 1977, and sat out of football for next four years while working on degree. Standout performer in track as well as football as an honorable mention All-American discus thrower. Received BS in geological engineering.

**PERSONAL:** Returned to NY area for the offseason with his wife, Debra, and two children, Sarah 5, and Michael 4. Hobbies include scuba diving and business interests include real estate. Native of Boston, Mass. Graduate of Archbishop William H.S. (Braintree, Mass.).



## Mike Pitts • 74

DEFENSIVE END • ALABAMA • 4th YEAR  
HT: 6-5 • WT: 270 • BORN: 9/25/60

GAMES PLAYED/STARTED '85: 16/16

OBTAINED: Draft, Round 1, 1983

**PRO:** Will face second move in two years after moving to defensive tackle last season following first two NFL years at end. Used quickness and stoutness to enjoy most productive season in '85, registering 102 tackles (61 solo, 41 assists) for third highest total on club. Also tied for team lead

in sacks while registering a personal best of 7½. Enjoyed most productive performance Week 12 at Chicago with 11 tackles (5 solo, 6 assists). However, best day may have come in season opener against Detroit with nine tackles, including two sacks for 17 yards. Interception against Rams (11/17) was first by a Falcon defensive lineman since '80. "Mike's productivity has increased each year and we see no reason for that to change," says Henning. "He has worked at developing his strength and he has always had good quickness." Beat out veteran Jeff Merrow in Week 13 of rookie season for starting job. Ranked seventh on team with 75 tackles (49 solo) in '83, enjoying his best game with a career high three sacks against NY Jets in 27-21 win. Other highlight of first season came in 24-14 decision over New England when sack caused fumble which was run in for TD by John Rade on last play of first half. Named to the NFL's All-Rookie team despite having to make transition from standup

defensive end in college to down lineman as pro. Enjoyed solid second season, highlighted by 11 tackle performance in losing cause at Washington. Only two missed games came at end of '84 season with knee strain. Games: '83-16/4; '84-14/14; '85-16/16. Totals: 46/34.

**HONORS:** NFL All-Rookie (UPI, Pro Football Weekly, PFWA).

**COLLEGE:** Was a two time All-America and Southeastern Conference choice, leading Alabama in tackles for losses final two seasons. Had 21 sacks last two years after playing behind E.J. Junior first two seasons. Majored in communications.

**PERSONAL:** Devoted majority of offseason to working out in club's conditioning program. He and his wife, Genia, live in Duluth. Native of Pell City, Ala. Graduate of Polytechnic HS (Baltimore, Md.)

#### PITT'S PRO RECORD

Year Club	Tackles	Solo	Asst.	Sacks	Int/Yds.	FC	FR
1983 Atlanta	75	49	26	7-46	0-0	2	0
1984 Atlanta	88	51	37	5½-29½	0-0	0	2
1985 Atlanta	102	61	41	7½-62	1-1	2	1
Totals	265	161	104	20-137½	1-1	4	3



## Tom Pridemore • 27

**SAFETY** • **West Virginia** • **9th YEAR**  
**HT: 5-11** • **WT: 186** • **BORN: 4/29/56**

**GAMES PLAYED/STARTED '85:** 16/5

**OBTAINED:** Draft, Round 9, 1978

**PRO:** Lost starting job to Scott Case last season, but once again proved value of versatility and experience. Biggest play came as a special teams member with a 48-yard run on a fake punt at New Orleans in Week 16 to set up only touchdown in 16-10 Falcon win. Started five weeks after


Kenny Johnson injured in Week 2, but replaced by Tiger Greene in Week 9. Enjoyed best day Week 5 versus San Francisco with 10 tackles (8 solo) and also had eight tackles vs. Denver. Recorded interceptions at Seattle and Kansas City to raise career total to 20, fourth on club's all-time list. Had started team high 82 consecutive games before giving way to Case. Best interception year was seven in '81 when also led in NFL in interception yardage (221). Highlight of that year was club record 101-yard TD return against San Francisco in Week 3. Also had two interceptions in 31-30 Monday Night TV victory over Minnesota. Was pushed into starting role in third week of career when Ray Easterling injured. Later that year was named Defensive Player of the Week by AP for outstanding performance against Detroit (10/15/78) when he made fourth down stop at goal line, recorded sack on fourth down blitz at Falcon 12-yard line, and intercepted a pass on final play of game. Also had memorable interceptions at Philadelphia in '79 to set up game winning TD on Monday Night Football and interception at one-yard line against Buffalo was key to win over Bills in '80. Led secondary in tackles for six consecutive years ('78-'83). Blocked punt against Houston which was recovered in end zone for winning score in NFL debut in '78. Has never missed a game due to injury. Games: '78-15/14; '79-16/5; '80-16/16; '81-16/16; '82-9/9; '83-16/16; '84-16/16; '85-16/5. Total: 120/97. Playoffs: 4/4.

**COLLEGE:** Explosive college player with 19 career interceptions for 398 yards (26.5) and two TDs. Had a 100-yard return as a senior vs. Penn State, an 83 yard return as junior against Temple, and 87 yard return for TD as sophomore against Owls. Has B.S. in Business Management.

**PERSONAL:** A former member of the West Virginia House of Delegates, now lives in Atlanta area on acreage with wife, Leigh, and six month old baby girl, Erin. Enjoys hunting and fishing. Graduate of Anstead H.S. (Anstead, W.VA.).

**PRIDEMORE'S PRO RECORD**

Year Club	Tackles	Solo	Asst.	Int	Yds.	LG	TD	FC	FR
1978 Atlanta	79	45	34	1	0	0	0	0	3
1979 Atlanta	79	57	22	2	20	20	0	0	1
1980 Atlanta	91	52	39	1	2	2	0	0	1
1981 Atlanta	90	70	20	7	221	101t	1	0	3
1982 Atlanta	47	31	16	1	28	28	0	0	2
1983 Atlanta	145	76	69	4	56	25	0	0	0
1984 Atlanta	97	53	44	2	0	0	0	0	2
1985 Atlanta	82	52	30	2	45	36	0	0	0
Totals	710	436	274	20	372	101t	1	x	12



**Andrew Provence • 72**

**TACKLE • SOUTH CAROLINA • 4th YEAR**  
**HT: 6-3 • WT: 260 • BORN: 3/8/61**

**GAMES PLAYED/STARTED '85: 16/0**

**OBTAINED:** Draft, Round 3, 1983

**PRO:** Will contend for nose position in 3-4 alignment after serving as backup defensive end last season. Has also been part time starter, whose quickness provides freedom to play end or tackle. Also carries excellent strength for body frame. Most productive season came during rookie year

with 75 tackles (45 solo) and one sack (nine yards vs. Chicago) in 12 starts. Surrendered position to Rick Bryan in '84 and recorded 16 tackles (13 solo) and two sacks (vs. SF and Philadelphia) while making three starts. Did not make any starts last season and had 17 tackles with a sack at Los Angeles in a reserve role. Best statistical performance came as a rookie against New Orleans (11/6/83) with 10 tackles. Also recovered fumble and returned 20 yards to set up score against Miami (12/10/83). Was named NFL All-Rookie by Professional Football Writers Association. Possesses excellent attitude and great enthusiasm. Games: '83-16/12; '84-16/3; '85-16/0. Totals: 48/15.

**COLLEGE:** Was the most prolific tackler in South Carolina history, making 397 stops, including 29 sacks (11 as senior). Top performance was 25-tackle game against Virginia as a junior. Majored in Journalism.

**PERSONAL:** Andrew devotes his offseason to weight training and conditioning, and it is a natural love, since his brother is the strength coach at South Carolina. He and his wife, Angie, and son, Clark, live in Lawrenceville, Ga. Native of Savannah, Ga. Graduate of Benedictine Military.

**PROVENCE'S PRO RECORD**

Year Club	Tackles	Solo	Asst.	Sacks	FC	FR
1983 Atlanta	75	45	30	1-9	0	1
1984 Atlanta	29	16	13	2-13	0	1
1985 Atlanta	17	5	12	1-7	0	0
Totals	121	56	55	4-29	0	2



## John Rade • 59

**LINEBACKER** • **BOISE STATE** • **4th YEAR**  
**HT: 6-1** • **WT: 232** • **BORN: 8/31/60**

**GAMES PLAYED/STARTED '85: 16/14**

**OBTAINED:** Draft, Round 8, 1983

**PRO:** Returned to starting lineup last year after missing most of previous season with hamstring injuries. Although lacks great ability, has the knack of coming up with critical play and should contend for starting berth once again in '86. Could play inside or outside in 3-4 scheme. Started 11


weeks at LOLB last season and 3 games at ROLB while recording 95 tackles (43 solo). Enjoyed best game Week 11 versus Rams with nine tackles and two sacks plus forcing fumble in 30-14 Falcon win. Had ten tackles against Bears and Raiders for season high. Also had 38-yard interception return for TD against Denver and interception against Philadelphia to set up field goal sending game in overtime. Was possibly the NFL's most surprising rookie in '83 when he was named to the league's All-Rookie team after being cut by the Boston Breakers after only three days in camp. Recorded 117 tackles after receiving starting opportunity when Al Richardson fractured shoulder blade in Week 5. Best performances during rookie year came in initial start against Saints (10/9/83) with 14 tackles and against Rams (10/16) with 15 tackles including three behind line of scrimmage. Biggest play of season was fumble return for TD to swing momentum in Falcons' 24-14 victory over New England. Opened '84 season as starter but sidelined after just seven games with hamstring injury. Strength remains play against the run although pass coverage has improved. Games: '83-16/11; '84-7/7; '85-16/14. Totals: 39/32.

**COLLEGE:** Was Big Sky Conference Defensive Player of the Year as a senior when he recorded 31 tackles behind the line of scrimmage for losses of 173 yards. Transferred to Boise State from Modesto Jr. College.

**PERSONAL:** Native of Ceres, Calif. Graduate of Buena HS (Sierra Vista, Arizona). He and his wife, Lori, live in Cumming, GA.

### RADE'S PRO RECORD

Year	Club	Tackles	Solo	Asst.	Sacks	Int.	Yds.	Avg.	LG	TD	FR
1983	Atlanta	117	66	51	2-17	0	0	0.0	0	0	2
1984	Atlanta	42	23	19	0-0	0	0	0.0	0	0	1
1985	Atlanta	95	43	52	4½-23½	2	42	21.0	38t	1	0
<b>Totals</b>		<b>254</b>	<b>132</b>	<b>122</b>	<b>6½-40½</b>	<b>2</b>	<b>42</b>	<b>21.0</b>	<b>38t</b>	<b>1</b>	<b>3</b>



## Wayne Radloff • 55

**CENTER** • **GEORGIA** • **2nd YEAR**  
**HT: 6-5** • **WT: 263** • **BORN: 5/17/61**

**GAMES PLAYED/STARTED '85: 16/0**

**OBTAINED:** Free Agent, 1985


**PRO:** Has worked hard to improve overall strength and could be ready to contend for starting position. Has excellent quickness, but lacked both upper body and leg strength to be significant factor last season. Saw most of playing time during first five weeks when he split playing time with Van

Note. Finished with 294 offensive plays while gaining valuable experience. Progress was slowed prior to the season by knee injury. "Wayne has the ability to perform at a

high level in this league, but there are some areas where he must improve to reach that level," says assistant coach Larry Beightol. In addition to center play, was forced into game as left tackle versus Rams in November due to injuries. Signed with the Falcons after playing two years with the Michigan Panthers of the USFL. Was all league for Michigan when they won league championship in 1983. Games: '85-16/0.

**COLLEGE:** Played close to home at the University of Georgia, where he was member of national championship team in '80. Played guard most of his career until senior year when he was moved to center. Was named All-SEC in '82. Played in East-West Shrine game. Majored in education.

**PERSONAL:** Remained in the Atlanta area during offseason and devoted full time to increasing strength in the club's offseason conditioning program. Lived in London until age 11 while father was in Air Force. He and his wife, Garland, live in Lawrenceville, Ga. Born in London, England. Graduate of Winter Park (Fla.) H.S.



## Al Richardson • 56

LINEBACKER • GEORGIA TECH • 7th YEAR  
HT: 6-3 • WT: 222 • BORN: 9/23/57

GAMES PLAYED/STARTED '85: 16/11

OBTAINED: Draft, Round 8, 1980

**PRO:** Should once again contend for starting position while moving into seventh season. Has been consistent, steady player throughout career. Recorded typical season in '85, starting the last 11 weeks at ROLB and finishing fifth in tackles with 80. Most productive games came Week 12 at

Chicago (11 tackles) and week 14 at Kansas City (10 tackles, one sack). Came into NFL as medical risk due to college injuries, but only extended injury set back was in '83 (11 games missed) due to fractured shoulder blade. Returned to starting lineup in '84, playing all 16 games. Burst into league with remarkable rookie season in which he led team in interceptions with 7 while sharing NFL Defensive Co-Rookie of the Year honors with teammate Buddy Curry. Rookie season included streak in which he had at least one turnover in eight consecutive games, beginning with pass interception vs. Los Angeles (10/26/80) and culminating with fumble recovery in end zone for touchdown against San Francisco (12/14/80). Responsible for 10 turnovers (seven interceptions, three fumble recoveries) as a rookie after never recording an interception in high school or college play. Big plays included game-saving interception at Falcon 15-yard line at St. Louis (11/9/80) with 1:30 remaining, 52-yard interception at Philadelphia (12/7/80), and fumble forcing sack versus Detroit (10/5/80) which was returned 42 yards for TD. Role changed with injury to Joel Williams a year later as he registered 10½ sack as pass rusher. Games: '80-16/16; '81-16/16; '82-8/8; '83-5/5; '84-16/14; '85-16/11. Totals: 77/70. Playoffs, 2/2.

**HONORS:** 1980 NFL Defensive Co-Rookie of the Year (AP), Defensive Rookie of the Year (NFLPA), NFL All-Rookie (UPI, PFWA), All-NFL (NY Daily News).

**COLLEGE:** Career appeared to be over with knee injury freshman season, forcing absence for entire '76 season and trial at wide receiver. Rebounded to win Defensive MVP on Tech's 1978 Peach Bowl team and named recipient of ACC's Brian Piccolo Award as conference's most courageous athlete.

**PERSONAL:** In addition to his consistency on the field, Al has been one of the steadiest civic volunteers for the Falcons over the years. Father of a son, Andre, and a daughter, Ebone. Native of Miami, Fla. Graduate of Central HS (Miami).

### RICHARDSON'S PRO RECORD

Year Club	Tackles	Solo	Asst.	Sacks	Int.	Yds.	Avg.	LG	TD	FR
1980 Atlanta	80	53	27	2-16	7	139	19.9	52	0	3
1981 Atlanta	84	65	19	10½-94½	1	9	9.0	9	0	0
1982 Atlanta	35	24	11	2-9	0	0	0.0	0	0	0
1983 Atlanta	50	31	19	0-0	1	38	38.0	38	0	0
1984 Atlanta	85	39	46	2½-25	0	0	0.0	0	0	2
1985 Atlanta	80	52	28	3½-24	0	0	0.0	0	0	0
<b>Totals</b>	<b>414</b>	<b>264</b>	<b>150</b>	<b>20½-168½</b>	<b>9</b>	<b>186</b>	<b>20.7</b>	<b>52</b>	<b>0</b>	<b>5</b>



## Gerald Riggs • 42

**RUNNING BACK • ARIZONA STATE • 5th YEAR**  
**HT: 6-1 • WT: 230 • BORN: 11/6/60**

**GAMES PLAYED/STARTED '85: 16/16**

**OBTAINED:** Draft, Round 1, 1982

**PRO:** Moved into NFL's elite last season with remarkable year under adverse circumstances. Led NFC in rushing with 1,719 yards despite playing behind injury riddled offensive line. Total established new club single season rushing mark (breaking William Andrews' 1,567 yards in '83) and

could have possibly wrestled NFL rushing title from Marcus Allen (1,759) had it not been for a knee sprain resulting in just 13 yards Week 15 against Minnesota. However, most remarkable aspect of season may have been club record 397 rushing attempts (2nd in NFL history to James Wilder's 407 attempts in '84) and 33 pass receptions without a fumble. Has now handled the ball 483 times without a fumble dating to Week 14 of '84 season. Last season featured club record five consecutive games over 100 yards and total of nine 100 yard performances. Individual game highlight came Week 11 against Los Angeles Rams with club record 41 attempts for 123 yards and three touchdowns, also tying a club mark, in 30-14 Falcon victory. Has rushed for 2 TDs on seven different times. Was the only back to rush for over 100 yards (110) against Chicago as well as Rams. Was most impressive in fourth quarter, where he averaged 33.9 yards and 5.6 yards per attempt while averaging 107.4 yards per game. Scored 10 rushing TDs while setting club record of 36 and needs only four more scores to tie club mark for touchdowns (held by Andrews and Alfred Jenkins). Moved to second place on team's all time rushing chart with 3,933 yards (Andrews leads with 5,772) and is one of only two Falcons to rush for over 1,000 yards more than one season (Andrews). Ranks 6th in club scoring with 216 points. Has also developed as receiver and now ranks 11th on team career receiving charts with 115 receptions. "It would be impossible to ask more of a back than we did of Gerald last season," says Henning. "He has become a complete player through hard work, complementing his God given ability." Served two years as understudy to Andrews before receiving starting opportunity when Andrews injured prior to '84 season. Responded in brilliant fashion with club record 202 yards on 35 attempts as the Falcons upset New Orleans 36-28 in the Superdome (9/2/84). Finished with five 100+ rushing days while gaining 1,486 yards despite missing Week 6 with ankle injury. Totals included 13 rushing TDs to establish club mark for running scores while tying team record for total touchdowns in a single season. Placed fourth in NFL rushing behind Eric Dickerson, Walter Payton, and Wilder. Although came to Falcons as number one pick, first year was spent behind Andrews and Lynn Cain. High rushing game as rookie was 72 yards versus St. Louis Cardinals (11/28/82). Second season spent behind Andrews in one-back set, but still accounted for 437 yards on just 100 attempts. Regarded as a power back, but has shown the ability to make the

long run. Had 40-yard touchdown run against San Francisco in '83, a 57-yard run in 202-yard effort at New Orleans in '84, and a 50 yard run against Kansas City last season. Was second back taken (9th player) in '82 draft behind Minnesota's Darrin Nelson. Games: '82-9/0; '83-14/0; '84-15/14; '85-16/16. Totals: 54/30. Playoffs, 1/0. **HONORS:** 1985: NFC Pro Bowl; NFL All-Pro (2nd team), Associated Press; All-NFC (UPI).

**COLLEGE:** Led PAC 10 in rushing average (6.0) as a senior, gaining 891 yards. Rushed for 2,086 yards during career for Sun Devils and caught 50 passes for 550 yards. Had five 100-yard games during senior season, best of 164 yards against Wichita State. Played in East-West Shrine game. Majored in Physical Education.

**PERSONAL:** The offseason was short for Gerald following the Pro-Bowl, but he devoted time learning camera work at a local Atlanta television cable station and participated in the NFL armwrestling championship in June. He and his wife, Druann, live in Alpharetta with their son, Gerald. Native of Tilluha, La. Graduate of Bonanza H.S. (Las Vegas, Nev.).

### RIGGS' PRO RECORD

Year Club	RUSHING					RECEIVING				
	Att.	Yds.	Avg.	LG	TD	No.	Yds.	Avg.	LG	TD
1982 Atlanta	78	299	3.8	37	5	23	185	8.0	15	0
1983 Atlanta	100	437	4.4	40t	8	17	149	8.8	25	0
1984 Atlanta	353	1486	4.2	57	13	42	277	6.6	21	0
1985 Atlanta	397	1719	4.3	50	10	33	267	8.1	44	0
<b>Totals</b>	<b>929</b>	<b>3933</b>	<b>4.3</b>	<b>57</b>	<b>36</b>	<b>115</b>	<b>878</b>	<b>7.6</b>	<b>44</b>	<b>0</b>

### RIGGS' SINGLE GAME CAREER HIGHS

Yards Rushing: 202 (at New Orleans, 9/2/84)	Most Catches: 6 (vs. Rams, 10/22/84;
Rushing Attempts: 41 (vs. Rams, 11/17/85)	@ Pitt., 10/28/84; vs. Clev., 11/18/84)
Longest Run: 57 (New Orleans, 9/2/84)	TD Receptions: None
TDs Rushing: 3 (vs. Rams, 11/17/85)	Longest Reception: 44 (vs. Washington,
	11/3/85).

### RIGGS' 100-YARD GAMES


	Att.	Yds.	Avg.	LG	TD	Score
9/2/84 at New Orleans	35	202	5.8	57	2	40-34, W
12/8/85 at Kansas City	26	197	7.6	50	1	10-38, L
12/22/85 at New Orleans	39	158	4.1	33	1	16-10, W
10/13/85 at Seattle	23	139	6.0	30	0	26-30, L
9/30/84 at San Francisco	28	136	4.9	18	0	5-14, L
11/5/84 at Washington	27	134	5.0	32	2	14-27, L
12/2/84 vs. San Francisco	30	133	4.4	19	1	17-35, L
9/8/85 vs. Detroit	31	131	4.2	15	1	27-28, L
11/10/85 at Philadelphia	27	129	4.8	14	1	17-23, L
10/27/85 at Dallas	24	127	5.3	16	0	10-24, L
11/3/85 vs. Washington	22	127	5.8	21	0	10-44, L
11/17/85 vs. Los Angeles	41	123	3.0	12	3	30-14, W
9/23/84 vs. Houston	25	120	4.8	14	2	42-10, W
11/24/85 at Chicago	30	110	3.7	14	0	0-36, L

### RIGGS' GAME BY GAME IN '84

Opponent	Att.	Rushing					No.	Receiving		TD
		Yds.	Avg.	LG	TD	Yds.		LG		
@ New Orleans	35	202	5.8	57	2	0	0	0	0	
Detroit	19	78	4.1	17	1	1	11	11	0	
@ Minnesota	17	83	4.9	10	0	3	24	12	0	
Houston	25	120	4.8	14	2	1	11	11	0	
@ San Francisco	28	136	4.9	18	0	3	15	7	0	
@ Los Angeles					DNP					
N.Y. Giants	10	63	6.3	13	1	3	18	8	0	
L.A. Rams	20	66	3.3	15	0	6	24	10	0	
@ Pittsburgh	25	80	3.2	11	0	6	42	12	0	
@ Washington	27	134	5.0	32	2	1	8	8	0	
New Orleans	29	90	3.1	16	1	2	3	5	0	
Cleveland	21	71	3.4	10	0	6	41	9	0	
@ Cincinnati	21	89	4.2	16	2	1	3	3	0	
San Francisco	30	133	4.4	19	1	3	35	14	0	
@ Tampa Bay	15	53	3.5	11	0	5	21	9	0	
Philadelphia	31	81	2.8	9	1	1	21	21	0	
<b>Totals</b>	<b>353</b>	<b>1486</b>	<b>4.2</b>	<b>57</b>	<b>13</b>	<b>42</b>	<b>277</b>	<b>21</b>	<b>0</b>	

### RIGGS' GAME BY GAME IN '85

Opponent	Score	Rushing					No.	Receiving		TD
		Yds.	Avg.	LG	TD	Yds.		LG		
Detroit	27-28	31	131	4.2	15	1	3	27	12	0
@ San Francisco	16-35	21	92	4.4	33	0	3	15	6	0
Denver	28-44	22	69	3.1	10	1	1	7	7	0
@ L.A. Rams	6-17	18	61	3.4	11	0	1	13	13	0
San Francisco	17-38	13	43	3.3	9	0	5	45	16	0
@ Seattle	26-30	23	139	6.0	30	0	1	7	7	0
New Orleans	31-24	26	97	3.7	11	1	0	0	0	0
@ Dallas	10-24	24	127	5.3	16	0	0	0	0	0
Washington	10-44	22	127	5.8	21	0	3	68	44	0
@ Philadelphia	17-23	27	129	4.8	14	1	1	1	1	0
Los Angeles Rams	30-14	41	123	3.0	12	3	5	16	9	0
@ Chicago	0-36	30	110	3.7	14	0	1	1	1	0
Los Angeles Raiders	24-34	25	95	3.8	13	1	1	9	9	0
@ Kansas City	10-38	26	197	7.6	50	1	3	22	9	0
Minnesota	14-13	10	13	1.3	4	0	1	11	11	0
@ New Orleans	16-10	39	158	4.1	33	1	4	25	11	0
<b>Totals</b>		<b>397</b>	<b>1719</b>	<b>4.3</b>	<b>50</b>	<b>10</b>	<b>33</b>	<b>267</b>	<b>44</b>	<b>0</b>



## Eric Sanders • 67

**OFFENSIVE TACKLE • NEVADA-RENO • 6th YEAR**  
**HT: 6-7 • WT: 280 • BORN: 10/22/58**

**GAMES PLAYED/STARTED '85: 16/7**

**OBTAINED: Draft, Round 5, 1981**

**PRO:** Has proven to be handyman along the offensive line, starting at left guard, (Week 10), right tackle (Week 11) and left tackle (Weeks 12-16) last season. Originally started against Philadelphia (Week 10) for injured John Scully. Replaced Brett Miller, also injured, the following week at right tackle. Moved a third consecutive week when Mike Kenn injured knee against Rams and remained at left tackle position last four weeks of season. Adequate pass blocker, but still needs to improve run blocking techniques as well as overall strength. Could compete for starting position with additional strength to complement experience. Only starts thus far have come due to injuries. Started six weeks as a rookie at

right tackle when Warren Bryant injured. Replaced Mike Kenn at left tackle for Week 2 & 3 in '84 due to injury. Also valuable special teams player because of excellent long snapping ability. Games: '81-16/6; '82-9/0; '83-16/0; '84-10/2; '85-16/7. Totals: 67/15.

**COLLEGE:** Eric only played college football as a junior and senior after sitting out first two years of college due to heavy academic load as a pre-med major. Majored in nutrition.

**PERSONAL:** An avid golfer when not working out as a member in the conditioning program, Eric may have also been the most imposing member of his high school's snow skiing team at Reno's Wooster High School. He and his wife, Irene, live in Roswell, Ga. He is a native of Reno, Nevada. Graduate of Wooster H.S.



## Turk Schonert • 14

**QUARTERBACK • STANFORD • 7th YEAR**  
**HT: 6-1 • WT: 196 • BORN: 1/15/57**

**GAMES PLAYED/STARTED '85: 6/0**

**OBTAINED:** Trade, Cincinnati, 1986

**PRO:** Came to Falcons during offseason for third round draft choice in '86 player selection. Will complete for starting quarterback position, hoping to achieve full time starter role for first time in career. Has always performed well in abbreviated playing stints for Bengals. Best season came in '83


with 92 completions in 156 attempts for 1,159 yards (2 TDs, 5 Ints.) in nine games. Also came off the bench when Ken Anderson injured to compile 4-2 record as starter until sustaining torn ligaments in right shoulder in Week 14 against Cleveland. Highlight of season came against Falcons with 20 completions in 23 attempts for 288 yards and two touchdowns in 35-14 Bengal victory. Originally, drafted by Chicago in 9th round of 1980 draft, but released in final week of preseason. Claimed by Bengals, but did not play during 80 season. Made dramatic NFL debut in opening game of '81 season, replacing Ken Anderson with Cincinnati trailing Seattle 21-0 and rallied Bengals to 27-21 victory. "Turk has performed well in every opportunity he had received," says Henning. "We like his competitiveness and toughness and are impressed by his ability to take control." Played behind Boomer Essiason last year, but still completed 33 of 51 attempts for 64.7 per cent and 460 yards in a reserve role. Has good mobility, rushing 60 times for 366 yards and a 6.3 yard average during career. Games: '80-0/0; '81-4/0; '82-1/0; '83-9/3; '84-8/3; '85-6/0. Totals: 28/6.

**COLLEGE:** Enjoyed brilliant senior season to cap college career at Stanford, finishing as the NCAA passing efficiency leader in 1979 while setting school records for completion percentage (67.0) and interception avoidance (2.71). Also led Pac-10 in TD passes with 19.

**PERSONAL:** Varied interests include water skiing, para-sailing, beaches, water sledding, and golf. Also co-owner of a thoroughbred with Chris Collingsworth. Godson of NBA official Darrell Garretson. Served as Chairman of the Muscular Dystrophy Foundation in Cincinnati area. Played in little league world series in 1968. Lives in Roswell. Graduate of Servite HS (Anaheim, Calif.) Single.

## SCHONERT'S PRO RECORD

Year Club	Passing					Rushing					
	Att.	Comp.	Yds.	Pct.	Int.	TD	Att.	Yds.	Avg.	LG	TD
1980 Cincinnati	-----DNP-----										
1981 Cincinnati	19	10	166	52.6	0	0	7	41	5.9	16	1
1982 Cincinnati	1	1	6	100.0	0	0	3	-8	-2.7	1	1
1983 Cincinnati	156	92	1159	59.0	5	2	29	117	4.0	15	2
1984 Cincinnati	117	78	945	66.6	7	4	13	77	5.9	17	1
1985 Cincinnati	51	33	460	64.7	0	1	8	39	4.9	17	0
<b>Totals</b>	<b>344</b>	<b>214</b>	<b>2736</b>	<b>62.2</b>	<b>12</b>	<b>7</b>	<b>60</b>	<b>366</b>	<b>6.1</b>	<b>17</b>	<b>5</b>



### John Scully • 61

**OFFENSIVE GUARD • NOTRE DAME • 6th YEAR**  
**HT: 6-6 • WT: 255 • BORN: 8/2/58**

**GAMES PLAYED/STARTED '85: 8/8**


**OBTAINED:** Draft, Round 4, 1981

**PRO:** Had 40 consecutive game starting streak at right guard stopped with a broken leg at Dallas in Week 8 last season, but should return to contend for old position this year. Not regarded as a 'physical' player, but compensates through diligent preparation and excellent technique. Very

serious minded player. Could also be candidate for center position as well as guard. Drafted as a center, but moved to guard with holdout of incumbent R.C. Thielemann in '83. Was not called for holding last season and flagged for only one holding call in '84 (Detroit) as well as only once in '83 (Chicago). "Rehabilitation is going to be the key for John," says assistant coach Larry Beightol. "However, one thing is certain. You can be sure he will be as good as his physical abilities will allow him to possibly be." Prior to moving to guard, alternated with Jeff Van Note at center spot in '82. Named to the NFL all-Rookie team in '81 although play was limited. Games: '81-16/0; '82-9/0; '83-16/16; '84-16/16; '85-8/8. Totals: 65-40. Playoffs, 1/0.

**COLLEGE:** Was consensus All-America at Notre Dame and runner-up as a senior (to Mark May of Pitt) in the balloting for the Outland Trophy. Has B.S. in Economics.

**PERSONAL:** While physical rehabilitation dominated offseason time, still found time to play the piano and sing at various musical engagements. Has recorded several records. Brother-in-law (Tom Thayer) is member of the Chicago Bears. He and his wife, Annette, live in Roswell. Native of Huntington, NY. Graduate of Holy Family H.S. (Huntington).



### Sylvester Stamps • 29

**RUNNING BACK • JACKSON STATE • 3rd YEAR**  
**HT: 5-7 • WT: 166 • BORN: 2/24/61**

**GAMES PLAYED/STARTED '85: 2/0**

**OBTAINED:** Free Agent, 1985


**PRO:** Could contend for role position through kickoff and big play ability. Has excellent speed and quickness, but has been plagued by fumble problems. Released last year in training camp, but re-signed for last two games after Cliff Austin placed on injured reserve. Averaged 22.3 yards on

four kickoff returns. Made club as a free agent in '84 and ranked at top of NFC kickoff return leaders, but was one return shy of qualifying for official title. Averaged 23.8 yards per return despite being slowed with hamstring pull which forced him on injured reserve during final three weeks. Has good strength with compact frame. Best day of rookie season came at Pittsburgh with five returns for 149 yards, including a 50-yard return. Games: '84-10/0; '85-2/0. Totals: 12/0.

**COLLEGE:** Compiled impressive statistics as a return specialist at Jackson State, returning 66 punts for an 11.0 yard average and 41 kickoffs for a 23.8 yard average.

**PERSONAL:** Sylvester was working as a fireman when he received his call from the Falcons last December. He and his wife, Gale, live in Vicksburg, Miss. Native of Vicksburg. Graduate of Vicksburg H.S.

Year	Club	STAMP'S PRO RECORD				
		No.	Yds.	Avg.	LG	TD
1984	Atlanta	19	452	23.8	50	0
1985	Atlanta	4	89	22.3	32	0
Totals		23	541	23.5	50	0



## Johnny Taylor • 96

**LINEBACKER** • **HAWAII** • **3rd YEAR**  
**HT: 6-4** • **WT: 235** • **BORN: 6/21/60**

**GAMES PLAYED/STARTED '85: 15/5**

**OBTAINED:** Free Agent, 1984

**PRO:** Will try to re-establish presence after playing sparingly during second half of '85 season. Made five starts at left outside linebacker from Weeks 3-7, but relegated to special teams during second half of season. Recorded 32 tackles, only two after Week 9. Best performance came

Week 6 at Seattle with 10 tackles (eight solo), including a sack for 16 yards. Also finished as team leading special teams tackler with 16. Special teams fumble recovery set up score in 30-14 victory over Rams. Originally with club in '84 pre-season and cut, but brought back for final two games of year. Possesses outstanding ability, but lacks consistency. Games: '84-2/0; '85-15/5. Totals: 17/5.

**COLLEGE:** Started two years at outside linebacker for Hawaii, but lost three games of senior season due to injury. Was 4th leading tackler in '83, including six tackles for losses. Played JC at Wenatchee Valley College.

**PERSONAL:** Returned to Hawaii for offseason. Attended Seattle's Garfield HS with Falcons wide receiver Anthony Allen. Native of Seattle. Graduate of Garfield HS. Single.

Year	Team	TAYLOR'S PRO RECORD							
		G	Total	Solo	Asst.	S-Yds.	Int	Yds.	FR
1985	Atlanta	15	32	21	11	1-16	0	0	1



## Chuck Thomas • 66

CENTER/GUARD • OKLAHOMA • 2nd YEAR  
HT: 6-3 • WT: 277 • BORN: 12/24/60

GAMES PLAYED/STARTED '85: 4/0

OBTAINED: Free Agent, 1985

**PRO:** Joined club Nov. 20 last season after Mike Kenn was injured and only game action came on special teams. Could contend for backup position at either guard or center. Training camp performance will be important factor. Gained knowledge of Falcon system last year, but potential largely

unknown. Intelligent player. Could be helped by ability to snap on placements and punts. Was drafted in the eighth round last year by the Houston Oilers, but released in training camp. Games: 4/0.

**COLLEGE:** Was a three year starter for Oklahoma, earning All-Big Eight honors in 1983. Played center in college. B.S. in Communications.

**PERSONAL:** Worked in sales for a pipe company during offseason. Leisure time devoted to golf, racquet ball, and water skiing. Native of Houston, Tex. Graduate of Stratford H.S.



## Sean Thomas • 22

DEFENSIVE BACK • TEXAS CHRISTIAN • 2nd YEAR  
HT: 5-11 • WT: 190 • BORN: 4/12/62

GAMES PLAYED/STARTED '85: 6/0

OBTAINED: Free Agent, 1985

**PRO:** Will try to contend for role in the secondary after playing primarily special teams in the final six games last season. Signed after Week 10 when Brett Miller went on injured reserve. Was valuable special teams member in final weeks, making two tackles. Has demonstrated good

quickness, but future will determine on training camp performance. Originally drafted in the third round by Cincinnati Bengals, but released in preseason. Games: 6/0.

**COLLEGE:** Capped his college career off in brilliant fashion with three pass interceptions in his final game to preserve TCU victory over Houston. Finished tied for second in the nation with eight interceptions. Named Defensive MVP of the Senior Bowl after returning an interception to set South Victory. Also attended Sacramento City College.

**PERSONAL:** Returned to Sacramento during the offseason. Native of Sacramento, Calif. Graduate of Luther Burbank H.S. (Sacramento).



## Tim Tyrrell • 32

**RUNNING BACK • NORTHERN ILLINOIS • 3rd YEAR**  
HT: 6-1 • WT: 201 • BORN: 2/19/61

**GAMES PLAYED/STARTED '85: 16/0**


**OBTAINED:** Free Agent, 1984

**PRO:** Has earned spot on roster last two seasons with outstanding special team abilities. Also used in short yardage situations, but has never carried ball from scrimmage. Was fifth in special teams tackles last season with 11 despite creating special blocking assignments for oppo-

nents. Named NFC's #2 special teams player in USA Today players survey. Caused fumble vs. Rams (Week 11) on second half kickoff. Was cut after preseason in '84, but re-signed after Week 5 to give boost to special teams. Finished season as special teams tackle leader with nine despite playing only 11 weeks. Top game came against New York Giants with three open field tackles. Assets include great conditioning and enthusiasm as well as blocking ability. Games: '84-11/0; '85-16/0.

**COLLEGE:** Was a quarterback in college, leading Northern Illinois to MAC title while earning conference outstanding player honors. Had 539 yards rushing, including 147 versus Bowling Green, and seven touchdowns. Majored in health and physical education.

**PERSONAL:** Worked in carpet sales during the offseason. Devotes spare time to work with children. Natives of Hoffman Estates, Ill. Graduate of Conant H.S. (Single).



## Jeff Van Note • 57

**CENTER • KENTUCKY • 18th YEAR**  
HT: 6-2 • WT: 250 • BORN: 2/7/46

**GAMES PLAYED/STARTED '85: 16/16**

**OBTAINED:** Draft, Round 11, 1969

**PRO:** Was the only Falcon offensive lineman to start and play in every game despite moving into the career top ten for games played in National Football League history. Remarkable athlete whose performance remains at high level despite ranking as the NFL's oldest player. Finished fourth in

Pro Bowl balloting last year while anchoring the Falcon rushing game, which finished third in the league. Finished second only to rookie Bill Fralic (986) for number of plays by an offensive lineman with 849. Whistled for only three penalties during the season. "Jeff Van Note may be one of the most remarkable players of this era," says head coach Dan Henning. "To compete in the trenches and not lose his intensity at this stage of his career is indeed unique. In this age of high dollar contracts, the NFL may never see another player like Jeff Van Note." Has missed only four games (1976, knee injury) during his career. Easily holds club marks for most games (230), most starts (225), and most consecutive games played (139). Ranks ninth on the NFL Career Games Played and fourth on the list for most games played with one National Football League team. Consecutive game starting streak was stopped in 1984 due to broken finger but kept consecutive game string alive with special teams play. Has only missed four games and eight starts since assuming starting role in 1970. Will once again be faced with stern training camp challenge with experience gained by Wayne Radloff last season. Relies on outstanding practice habits and great offseason work ethic to remain sharp. "Note still has good quickness and overall strength, but the qualities that set him apart are awareness and a big

heart," says line coach Larry Beightol. Originally came to Falcons as a linebacker from Kentucky, but was moved to center by head coach Norm Van Brocklin. Spent first professional season with Huntsville (Ala.) of the Continental League before returning to Falcons and winning starting position in 1970. Earned first trip to the Pro Bowl in 1974 and still holds club mark for Pro Bowl appearances with six. Started every game until final four weeks of '76 season when giving way to Paul Ryczek because of knee injury. Games: '69-1/0; '70-14/14; '71-14/14; '72-14/14; '73-14/14; '75-14/14; '76-10/10; '77-14/14; '78-16/16; '79-16/16; '80-16/16; '81-16/16; '82-9/9; '83-16/16; '84-16/12; '85-16/16. Totals: 230/225. Playoffs, 4/4.

**HONORS:** 1982: Pro Bowl; 1981: Pro Bowl; 1980: Pro Bowl, All-NFC (UPI); 1979: Pro Bowl; 1975: Pro Bowl; 1974: Pro Bowl.

**COLLEGE:** Attended college as a running back, but most of career was spent as a defensive end before being drafted as a linebacker. Played in Blue-Gray all-star game. Earned B.S. in political science.

**PERSONAL:** Splits his time during the offseason between conditioning program and learning trucking business for post playing days career. Also plays on championship team of spring basketball league. He and his wife, Dee, have three boys: Beau (16), Ben (14), and Blaine (9). Native of South Orange, N.J. Graduate of St. Joseph Prep (Bardstown, Ky.).

#### NFL Career Games Played List Entering 1986

1. George Blanda, QB	340
2. Jim Marshall, DE	282
3. Earl Morral, QB	255
4. Jan Stenerud, K	263
5. Fran Tarkenton, QB	246
6. Ed White, G	241
7. Ron McDole, DT	240
Mick Tingelhoff, C	240
9. *JEFF VAN NOTE, C	230
10. Jim Turner, K	228

\*Active

#### NFL Games Played with One Team

1. Jim Marshall	270
2. Mick Tingelhoff, Minnesota	240
3. Jim Bakken, St. Louis	234
4. JEFF VAN NOTE, ATLANTA	230
5. Gene Upshaw, Oakland	217

## VAN NOTE REFLECTS ON HUNTSVILLE... AT \$3,000 PER YEAR

*"I didn't like playing in Huntsville, but I knew if I wanted to play in the NFL, then I was going to have to bust my rump there. There were about 30 teams in this league. We used to take bus trips to Little Rock (Ark.) and Omaha (Neb.). We would also take parachute planes, where you would bring all your equipment on board and sit by the plane doors. They would throw all the jocks and socks on the floor so if you didn't get there early you wouldn't get a jock. We used to have 75 people go to our games. I went both ways in several games. Our uniforms looked like Halloween outfits. I ended up learning a lot, but the funny thing was I didn't play that much center there. I was still playing linebacker and other offensive line positions."*

*Atlanta Journal-Constitution*



## Danny Wagoner • 36

DEFENSIVE BACK • KANSAS • 5th YEAR  
HT: 5-10 • WT: 180 • BORN: 12/12/59

GAMES PLAYED/STARTED '85: 14/0

OBTAINED: Free Agent, 1985

**PRO:** Signed after Week 2 to help fill gaps created by injuries at San Francisco, and saw primary playing time on special teams. Also played in extra defensive back situations. Biggest play was recovered fumble against New Orleans (Week 7), which he lateralled to Rick Bryan and

was eventually converted into a touchdown. Also forced a fumble against Denver. Finished fourth in special team tackles with 12, including three at Philadelphia. Also returned 13 kickoffs for a 20.2 average with a long of 34 yards versus Denver. Came into league as ninth round pick of Detroit in '82. Played with Lions in '83 before being released. Claimed by Vikings for seven games in '84, but released in training camp last season. Games: '82-1/0; '83-14/0; '84-4/0; '85-14/0. Totals: 33/0.

**COLLEGE:** Did everything at Kansas, playing running back and wide receiver as well as cornerback. Also ran track for the Jayhawks as a sprinter. Voted to the All-Big 8 Academic squad. Received BS in business administration.

**PERSONAL:** Dan returned to North Carolina during the offseason. Avid outdoorsman. Native of High Point, N.C. Graduate of Andrews H.S. (High Point).



## Ronnie Washington • 92

LINEBACKER • NE LOUISIANA ST. • 2nd YEAR  
HT: 6-1 • WT: 236 • BORN: 7/29/63

GAMES PLAYED/STARTED '85: 16/1

OBTAINED: Draft, Round 8B, 1985

**PRO:** Has potential to make strong contribution at inside linebacker position, but lacks overall experience. Plays run exceptionally well, but needs to improve pass coverage. Started versus Rams when Buddy Curry injured, and played in rest of games in a reserve capacity. Enjoyed best

performance against Rams in Los Angeles with 11 tackles (eight solo), and also had nine tackles vs. Raiders. Had 47 tackles overall (25 solo) and one sack versus Rams as well as recovering a fumble at Seattle. Possibly hardest hitting of all Falcon linebackers, leading to nickname of "Clubber" for intense hitting ability. Also excelled on special teams, finishing second in total tackles with 14. Games: '85-16/1.

**COLLEGE:** Was a three year starter at Northeast Louisiana and named third team Division 1-AA All-America by AP in '84. Recorded over 100 tackles in each of his final three seasons. Majored in General Studies.

**PERSONAL:** Hitting ability was earning Ronnie a reputation before he ever reached the NFL. Was nicknamed "Pill" in College. Born: Monroe, La. Graduate of Richwood (LA) H.S.

### WASHINGTON'S PRO RECORD

Year Club	Tackles	Solo	Asst.	S-Yds	Int	Yds.	FR
1985 Atlanta	47	25	22	1-6	0	0	1



## Ken Whisenhunt • 45

**TIGHT END/H-BACK • GEORGIA TECH • 2nd YEAR**  
**HT: 6-2 • WT: 233 • BORN: 2/28/62**

**GAMES PLAYED/STARTED '85: 16/0**

**OBTAINED: Draft, Round 12, 1985**

**PRO:** Will again contend for backup position at tight end and H-Back after playing reserve role for both positions last season as a rookie. Used experience gained in similar system at Georgia Tech to grasp Falcon offensive system with little trouble. Used primarily as a blocker, but also used

as receiver, sometimes lining up as a wide out. Had catches against Seattle (29 yards), Saints (13 yards), and 49ers (six yards) in consecutive weeks (5-7) to total three receptions for 48 yards. Also rushed one time against Rams (Week 4) for three yards. Solid special teams player, contributing seven tackles. Games: 16/0.

**COLLEGE:** Did everything at Georgia Tech, once quarterbacking the Yellowjackets to a tie against number one ranked Notre Dame to finishing third on Tech's all-time receiving yardage chart with 1,264 yards. Was Tech's first modern five-year letterman after receiving redshirt year for freshman season in which he played only two games. Majored in Civil Engineering.

**PERSONAL:** Returned to Georgia Tech during offseason to resume work on Civil Engineering degree. Native of Augusta, Ga. Graduate of Richmond Academy (Augusta). Single.

### WHISENHUNT'S PRO RECORD

Year	Team	No.	Avg. Receptions			TD	No.	Rushing			
			Yds.	Avg.	LG			Yds.	Avg.	LG	TD
1985	Atlanta	3	48	16	29	0	1	3	3.0	3	0



## Reggie Wilkes • 51

**LINEBACKER • GEORGIA TECH • 9th YEAR**  
**HT: 6-4 • WT: 235 • BORN: 5/27/56**

**GAMES PLAYED/STARTED '85: 16/16 (Phil.)**

**OBTAINED: Trade, Philadelphia, '85**

**PRO:** Should encounter few problems making transition from Philadelphia with same system and coaches now intact in Atlanta. Expected to contend for left outside linebacker position after starting all 16 games there for Eagles last season. "Having Reggie is like having a coach on the

field," says defensive coordinator Marion Campbell. "He knows our system, and could help make the transition easier for those players around him." Enjoyed productive season in '85, making 74 tackles, recording two sacks, and recovering two fumbles. Started in seven of eight seasons played with Eagles. Has not missed a game since Week 2 of '83 season when preseason knee injury resulted in arthroscopic surgery (8/17/83). Still finished as Eagles' third leading tackler with 66 stops (48 solo), including two quarterback pressures, two passes defended, and one forced fumble. Played in all nine games in 1982, starting final seven at right outside linebacker and recorded 42 tackles (24 solos), one sack, one pressure, and two deflected passes. Was part-time starter in '81, splitting time with John Bunting while making 40 tackles and recording two interceptions. Played in all 16 games in reserve capacity during Eagles Super Bowl drive in 1980, and recorded key interception in pivotal season victory over Cowboys. Played right outside linebacker throughout '79

season while recording career high 88 tackles. Started final 13 games in 1978 at left linebacker and was all rookie choice by UPI and Pro Football Weekly while tying Bill Bergey for team lead with five fumble recoveries. Originally a third round draft choice in 1978 and was the Eagles highest pick since 1973. Games: 1978-16/13; '79-16/16; '80-16/0; '81-14/8; '82-9/7; '83-14/12; '84-14/14; '85-16/16. Totals: 115/86.

**COLLEGE:** Led Georgia Tech to Peach Bowl as a senior while making 189 tackles and recording three interceptions. Played at Tech along with current Falcon teammate Al Richardson. BS in biology.

**PERSONAL:** Has made home in Philadelphia where he is active in numerous areas. Involved in leasing business with partner Mo Cheeks of Philadelphia 76ers. Has also studied biomedical engineering at Penn and plans to transfer credits to Morehouse College Medical School. Also has taken courses at Penn's Wharton School of Business. Wife, Nina, is graduate of Temple Medical School and is an obstetrician in Philadelphia. Cousin of former NBA star Jamaal Wilkes. Native of Pine Bluff, Ark. Graduate of Southwest H.S. (Atlanta).



## Joel Williams • 59

**LINEBACKER • WISCONSIN/LACROSSE • 8th YEAR**  
**HT: 6-1 • WT: 225 • BORN: 12/13/56**

**GAMES PLAYED/STARTED '85:** 7/0 (Eagles)

**OBTAINED:** Trade, Philadelphia, 1986

**PRO:** Returns to the Falcons after spending past three years with Philadelphia Eagles under Marion Campbell. Has great knowledge of Campbell system and could push for starting outside linebacking position. Played with the Falcons four seasons (1979-82) after being claimed on

waivers from Miami Dolphins. Most spectacular year came in 1980, leading team in sacks with 16 from outside linebacking position. Was slowed a year later by a knee injury sustained in Week 3 against San Francisco, but returned for solid 1982 season. Highlight of Falcon career included 42-yard return of fumble for a touchdown against Detroit in '80, three sacks in 13-10 victory over Rams ('80), and two second half pass interceptions in win over Saints ('80). Traded to Eagles after breakdown in contract negotiations in 1983. Finished fourth in tackles for Philadelphia in '84 and earned game ball for his 19 tackles in Eagles' 28-24 victory over Atlanta. Enjoyed solid season in '84 with 97 tackles (66 solo), 1½ sacks, two fumble recoveries, and a blocked field goal, but again ran into contract problems in 1985 and missed the first nine games in a salary dispute. Returned for final seven games, but did not start. Has recorded 27 sacks during NFL career and nine fumble recoveries. Originally signed as a free agent by Dolphins after requesting a tryout from Don Shula. Games: '79: 16/0; '80: 16/16; '81: 10/8; '82: 9/9; '83: 16/16; '84: 16/16; '85: 7/0. Totals: 90/65.

**COLLEGE:** Selected as a first team NAIA Division II All-America as a senior in 1978 after sitting out previous season with a leg injury at Wisconsin/LaCrosse. B.S. in business.

**PERSONAL:** Grew up a couple of blocks from Dolphins' training camp in Biscayne, Fla. Has worked as a sales trainee with Coldwell Banker Commercial Real Estate Service in Philadelphia. Adopted nephew, Tyrone, 14, in October, 1983. First name pronounced Jo-El. Born in Miami, Fla. Graduate of Miami's North H.S. Single.

## Other Players to Watch




### John Ayers • 38

**DEFENSIVE BACK • ILLINOIS • 1st YEAR**  
**HT: 5-11 • WT: 192 • BORN: 9/6/63**

Missed entire '85 season after sustaining a shoulder injury during training camp. Was two-year starter for Illinois after transferring from Contra Costa Junior College. Finished second on team in tackles as a senior with 59. Regarded as tough hitter and sure tackler. Senior statistics included two tackles for losses, nine passes defensed, and one interception. Good special teams player. Missed portion of junior season with ankle injury sustained against Wisconsin. Also

was a hurdler on Illini track team. Majored in the Liberal Arts. West to Salesian H.S. in Oakland, Calif... Drafted by Falcons in 11th round of '85 draft.



### Brent Martin • 68

**CENTER • STANFORD • 1st YEAR**  
**HT: 6-3 • WT: 265 • BORN: 6/5/83**

Sustained a back injury during training camp and sat out '85 season. Had come to Falcons as a 10th round draft selection following solid career at Stanford. Was first team All-PAC 10 in 1984. Was second team UPI All-West Coast and honorable mention All-America by Associated Press. Played in both the East-West and Senior Bowl All-Star games. Has gained weight since reporting last year. Should complement good athletic ability. Versatility also an asset.

Can play guard as well as long snap... went to Madera (Calif.) High School. Born June 5, 1963.

## Falcons on the Road

### Tampa Bay

Bay Harbor Inn,  
(813) 885-2541

### Washington

Crystal City Marriott,  
(703) 521-5500

### New Orleans

Hotel Inter-Continental,  
(504) 525-5566

### Dallas

The Summitt,  
(214) 243-3363

### Los Angeles

Hotel Meridien,  
(714) 467-2001

### New England

Providence Marriott,  
(401) 272-2400

### San Francisco

Hyatt Burlingame,  
(415) 342-7741

### Miami

Biscayne Bay Marriott,  
(305) 374-3900

### Detroit

Northfield Hilton,  
(313) 879-2100

# 1986 Draft Choices



## Tony Casillas • NT • D1

HT: 6-3 • WT: 280 • Oklahoma

Natural addition in Falcons' 3-4 alignment under new defensive co-ordinator Marion Campbell... Was Lombardi Award winner last season as the nation's best college lineman despite missing nearly three games with injury... Selected Big Eight Defensive Lineman of the Year in 1984... Described by Oklahoma coach Barry Switzer as "the most dominant Sooner lineman since Lee Roy Selmon"... Two time All-American and All-Big Eight... In a

poll of Big Eight coaches that asked what one conference player they would choose in starting a team from scratch, Casillas was the number one pick two straight years... "Combines size and quickness better than any lineman in recent years," says Falcon coach Dan Henning... has been compared to Randy White of Dallas in style and ability... Anchored an OU rush defense that finished number one in country as a junior... Was named Big Eight Defensive Player of the Week seven times in '84... Enjoyed most dominant game against Iowa State, recording four sacks for losses of 27 yards... Also keyed goal line stand against Texas when UT had a first and goal at Sooner three in the final period and Casillas was in on every tackle as the Longhorns tried and failed four times... recorded school record 21 tackles behind the line of scrimmage as junior while making 84 tackles (10 sacks/84 yards)... slowed as senior by knee injury in third game against Texas and missed games against Miami (Fla.) and Iowa State... returned to key Sooner defensive unit that allowed only one rushing TD in last seven regular season games in run oriented Big Eight... strength is against run, but also has pass rushing abilities... played tackle behind Rick Bryan in '82 before moving into starting lineup in '83 as a nose tackle... repeatedly double and triple teamed last two years... one of seven children of Mexican-American descent... graduate of East Central HS in Tulsa... majored in communications... married to Lisa Clayton... born Oct. 26, 1963.

Year	Tackles	Tackles For Loss	QB Sacks
1982	10	0-0	—
1983	62	7-30	6-53
1984	84	11-58	10-84
1985	52	4-9	2-14
Totals	208	22-97	18-151



## Tim Green • LB • D1A

HT: 6-2 • WT: 249 • Syracuse

Played defensive end in college but projected for inside linebacker with Falcons... Enjoyed outstanding senior season, earning All American honors as well as ECAC Co-Player of the Year recognition... "After watching him on film and testing him personally, we are confident he has the ability to make the transition to linebacker," says head coach Dan Henning... Recorded 28½ sacks during final two seasons (15 as a junior, 13½ as a senior) and 43 for his

career... Highlight was four tackle game against Virginia Tech last season... had 341 total tackles during career (185 solo and 156 assists)... Total included 13 games with double figures... Started college career as a nose tackle... One of only three juniors to be nominated for the Lombardi Trophy as a junior in '85... "We are not only impressed with his ability, but also with his attitude," says Henning. "He has played hard regardless of what has been asked of him by his coaches."... Scored TD with blocked punt against Navy in 1983... In 1984 was Sports Illustrated's Defensive Player of the Week for performance against Nebraska when Syracuse upset the then number one ranked Cornhuskers... Recognized for academic achievement as well as athletic accomplishments... Was Syracuse University Rhodes Scholar Candidate and NCAA Top Five Award winner as a senior... served as team co-captain also... Recorded 3.8 grade point average in English literature... has been compared to Raiders' Matt Millen and Karl Mecklenberg of Denver in style and size... Worked as writer and producer of television commercials during summer... attended Liverpool High School in the Syracuse area... born December 16, 1963.

Year	Tackles	Assists	Total	Sacks
1982	30	28	58	
1983	56	38	94	14½
1984	56	45	101	15
1985	43	45	88	13½
Totals	185	156	341	43

ROUND 2 (TRADED TO WASHINGTON REDSKINS FOR 1B PICK (GREEN).)

ROUND 3 (TRADED TO CINCINNATI BENGALS FOR TURK SCHONERT.)




## Bret Clark • Safety • D4

HT: 6-2 • WT: 195 • Nebraska

Acquired in draft day trade with Los Angeles Raiders for Falcons' fourth round choice... drafted last year by Raiders in seventh round, but never played due to contract conflict with Tampa Bay of the USFL... Played with USFL Bandits for first nine games of '85 season... Was All-America selection at Nebraska by Football News, Football Writers, and Sporting News... Led Cornhuskers in pass interceptions as a senior with six while finishing third in tackles with

45... "We had him rated highly last year, but laid off of him because of the uncertainty of his USFL situation," says head coach Dan Henning... Can play either strong or weak safety... good speed and willingness to hit... Was All-Big Eight as a junior and senior... played on Cornhusker freshman team in 1980 before redshirting in 1981... recreation major... graduate of Nebraska City High School (Nebraska City, Neb.)... born 2/24/61.

ROUND 5 (TRADED TO WASHINGTON FOR REDSKINS' 5TH AND 6TH ROUND PICKS. TRADED SUBSEQUENT 5TH ROUND PICK TO PHILADELPHIA FOR VETERAN LB JOEL WILLIAMS)




## Floyd Dixon • WR • D6A

HT: 5-9 • WT: 170 • Stephen F. Austin

Smail, but speedy receiver, who averaged over 18 yards per catch while setting all school receiving records at Division II member Stephen F. Austin... Return ability reflected in impressive 18.4 yard per punt return as a junior... Was named first team All-Gulf Star Conference while averaging 19.6 yards per carry on 42 catches as a senior... Was also a member of the school's 100 meter relay team which set a school record... Has run 10.6 in the 100-meters and 21.84 in

the 200 meters... despite frail build, never missed a game for the Lumberjacks... "Could provide the speed that we lack at receiver as well as giving our return teams a big boost," says head coach Dan Henning... a computer science major... graduate of Herbert HS in Beaumont.

Year	Rec.	Yds.	TDs	Avg.
1982	29	509	4	17.6
1983	43	698	7	16.2
1984	32	631	8	19.7
1985	42	823	9	19.6
Totals	146	2661	19	18.0



## Keith Williams • RB • D6B

HT: 5-9 • WT: 180 • Southwest Missouri

Lightning quick back who could contend for spot role similar to that of Joe Washington last season... Averaged a remarkable 7.3 yards per carry during career for Bears... Top effort was 232 yard performance as senior against Northeast Missouri... 24.3 yards per carry average on 21 receptions as senior... Enjoyed remarkable three game stretch as a junior when he averaged over 13 yards per carry, rushing for 137 yards against Eastern Illinois (10

attempts), 144 yards against Southeastern Louisiana (11 attempts), and 149 yards against Southern Illinois (11 attempts)... Had at least one TD for over 60 yards in each of last three seasons... Served as team's co-captain as a senior... Graduate of Summer HS in St. Louis... Born Sept. 30, 1964.

Year	Att.	Yds.	Avg.	TD	LG	Rec.	Yds.	TD	Avg.	KOR	Yds.	Avg.
1982	55	298	5.4	4	47	8	150	1	18.8	2	50	25.0
1983	81	522	6.4	4	67	13	192	2	14.8	2	41	20.5
1984	75	673	9.0	3	63	8	102	2	12.8	8	205	25.6
1985	158	1201	7.6	9	76	21	510	7	24.3	5	232	46.4
Totals	369	2694	7.3	20	76	50	954	12	19.1	17	528	31.1

ROUND 7 (TRADED ON DRAFT DAY TO PHILADELPHIA EAGLES FOR JOEL WILLIAMS.)




## Kevin Hudgens • DT • D8

HT: 6-3 • WT: 275 • Idaho State

Was 2nd team All-Big Sky Conference in '85...two-year starter...was in on 54 tackles as a junior and 54 as a senior...had 14 tackles for losses his last two seasons, including six for minus 55 yards in '85...also recovered three fumbles and knocked down four passes his final two seasons...is good pass rusher who has been projected as a possible nose tackle because of his size...could play both end or nose...has good pursuit...bench presses over

400 pounds...played entire senior season with broken right wrist...born 6/14/64.




## Kevin Starks • TE • D9

HT: 6-4 • WT: 219 • Minnesota

Was second leading receiver for Gophers last season with 16 receptions for 275 yards and 3 TDs...Biggest catch was 61 yard TD against Northwestern in 21-10 Minnesota victory...spent his first year at Minnesota on the defense, but moved to tight end in 1982...Played important role in Gopher rushing game, which placed second in the Big Ten with a 206.7 average per game...Majored in business...graduate of Dwight Eisenhower HS in Blue Island

(Minn.)...born Sept. 4, 1963.

Year	Rec.	Yds.	Avg.	TD	LG
1983	6	146	24.3	1	66
1984	14	136	9.7	3	24
1985	16	275	17.2	3	61t
Totals	36	557	15.5	7	66



## Tony Baker • RB • D10

HT: 5-10 • WT: 175 • East Carolina

Ended his career as ECU's second all-time leading rusher with 2,825 yards...led ECU in rushing both his freshman and senior seasons...Carried 126 times for 841 yards in '82 and 197 times for 992 yards in '85...had nine 100-yard games with three coming in '85...top rushing game came in '85 when he rushed for 164 yards against Southwest Texas St...earned 1st team All-Southern Independent honors and honorable mention All-America (AP) hon-

ors...needed just 77 yards in '85 finale at LSU to become ECU's all-time leading rusher but sustained leg injury in first quarter that limited him to just 12 yards rushing...runs hard for his size...has good balance...averaged 5.1 yards per carry for his career, 4.8 his senior season...had nine catches for 117 yards, no tds his senior year...long run in '85 was 47 yards, long reception 57 yards...went to High Point (N.C.) T. Wingate Andrews H.S....physical education major...born 6/11/64.

Year	Att.	Career Stats			Long	TD
		Yds.	Avg.			
1982	126	827	6.6	75t	4	
1983	116	534	4.6	44	5	
1984	124	513	4.1	41	1	
1985	197	951	4.8	47	3	
Totals	563	2825	5.1	75t	13	




## Chris Hegg • QB • D11

HT: 6-4 • WT: 212 • Northeast Missouri

Ranked fifth in NCAA Division II Passing Efficiency last season while throwing for 3,741 yards...completed 56.5 per cent of his passing attempts...Named to the Kodak AFCA College Division I All-America team...threw 32 TD passes during senior season...transferred to Northeast Missouri from Independence (Kan.) Junior College...did not become starting QB until fourth game in '84, but finished 23rd among NCAA Division II total offense...tied school

record with four TD passes against Missouri-Rolla...also passed for 385 yards against UMR, the most by an NMSU quarterback since 1970...graduate of Hudson HS (Hudson, Iowa)...born Jan. 5, 1964.

Year	Att.	Comp.	Yards	Int.	TDs
1984	268	126	1,565	12	12
1985	503	284	3,741	20	32
Totals	771	410	5,206	32	44



## Steve Griffin • WR • D12

HT: 5-11 • WT: 178 • Purdue

Finished his career as second leading Purdue receiver in catches (146) and receiving yards (2,234)...had 38 his senior year for 617 yards and 6 tds...best year came in '84 with 64 catches for 1,060 yards and 6tds...can also return punts and kicks...returned 46 career punts for 7.5 avg. and 14 kickoffs for 22.9 avg...was honorable mention All-Big 10...selected to both the Blue-Gray Classic and Hula Bowl all-star games...was 2nd team All-Big 10 as a junior when

he had seven, 100-yard plus games...was high school All-America at Miami's Norland H.S....born 12/24/64.

	Rec.	Yds.	Avg.	LG	Career Stats			Yds.	Avg.	KOR	Yds.	Avg.
					TD	PR						
1982	20	287	14.4	31	1	5	91	14.2	8	175	21.9	
1983	24	270	11.2	22	0	11	50	4.6	0	0	—	
1984	64	1060	16.6	65	6	13	71	5.5	3	66	22.0	
1985	38	617	16.2	48	6	17	134	7.9	3	80	26.7	
Totals	146	2234	15.3	65	13	46	346	7.5	14	321	22.9	

# 1986 Free Agents

**David Adams, t (Duke)** started two years at defensive tackle, finishing career with 162 tackles. Senior season was best with 91 tackles and one sack. Attended Redan HS in Stone Mountain, GA. **Earl Allen, cb (Houston)** was second in the SWC and 15th in the nation with 23.3 yards per kickoff return in '85. Started one year at cornerback, making 41 tackles, 8 pass deflections, one interception, and one fumble recovery. Had 36 career kickoff returns for 698 yards. Holds Cotton Bowl record with a kickoff return of 98 yards against Boston College. Transferred from Michigan after freshman year. **Mike Busch, qb (South Dakota State)** started two seasons with career totals of 365 completions of 713 attempts for 5084 yards and 31 TDs. Completed 173 of 339 att for 2554 yds and 17 TD's in '85. Was 184-352 att for for 2426 yds and 14 TDs in '84. Made 1st team All-North Central Conference. Named NCC's Most Valuable Offensive Back. Transferred from Idaho St. after sophomore year. **Jerry Butler, rb (E. Tenn. St.)** started three years carrying 513 times for 2154 career yards (4.2 avg) and 15 TD's. Caught 86 career passes for 642 yds and six TD's. Returned 66 kickoffs for 1320 yds (20.0 avg). Was 5th in nation with 21 returns for 544 yds (25.9 avg) in '82. Attended Avondale HS in Decatur, GA. **Joe Caravello, dt (Tulane)** started senior season as nose guard, making 54 tackles. Started nine games at fullback as a junior, gaining 261 yds on 71 carries (3.7 avg) and catching 10 passes for 80 yds. Transferred from El Camino JC. **Jamie Dukes, g (Florida State)** started more games (48) than any player in FSU history. Named 1st team All-America by Walter Camp, Football Writers, and the Football News. Made 2nd team All-America by UPI and AP. Named to 1st team All-South Independents. Appeared in four bowl games with FSU. **David Kniptash, t (Missouri)** started two years for the Tigers. Paired with All-America tackle John while at Missouri. Good pass blocking is his biggest asset. Suffered knee injury in spring of '84. **Tony Mangram, rb (Georgia)** moved from tailback to cornerback for senior season. Had 10 tackles, one sack and one pass breakup. Rushed 52 times for 193 yds (3.7 avg) and one TD in 1984. **Ron Middleton, te (Auburn)** earned four letters but did not start. Caught 10 career passes for 133 yds (13.3 avg). Played behind Ed West and Jeff Parks. Caught four passes for 46 yards (11.5 avg) in '85. **Robert Moore, db (Northwestern State)** had 180 career tackles, three fumble recoveries and six interceptions. Had 73 tackles with three interceptions during senior season. Compiled 42 tackles and two interceptions in '84. Named to both 2nd team All-Gulf Star Conference and 1st team Academic All-Gulf Star Conference in '84 and '85. **Bob Sawyer, p (Baylor)** had best career average (43.2 yds/punt) in Baylor history and fourth best career average in SWC. Punted 53 times for 44.8 yd avg in '84. His 44.9 yd avg was ninth best in the nation in '84. Broke school records held by former Denver Bronco All-Pro Luke Prestridge. Named 1st team All-SWC in '84, 2nd team All-SWC in '85. **Scott Sharron, te (Wisconsin)** led his team in receiving with 26 catches for 236 yds (9.1 avg) and one TD in '85. **Darryl Shepherd, wr (Pittsburgh)** did not play college football. Earned two letters playing basketball. Averaged 6.3 pts and 17 minutes a game while shooting 55% from the field during his career. Averaged 8.5 and three rebounds a game as a senior. Member of Pitt's shuttle relay team. Qualified for NCAA championships in the 110 meter high hurdles in '84. Possesses a 40 inch vertical leap. **Eddie Taylor, pk (Newberry)** performed both punting and kicking duties for nearly all of his four seasons. Connected on 98 PATs and 34 FGs for 200 career points. Had career punting average of 39.4 yards. In '85, he had 35 PATs and 11 FGs, including a last second game winner against Furman. Made All-SAC 8 and All-district in '85. Also lettered in track. **Rodney Tweet, wr (South Dakota)** started three seasons. Holds seven school records including career receptions (140), career yards (2,557), career TDs (16), consecutive games with reception (22), and single season receptions (53 in '83). Named to 1st team All-North Central Conference and Honorable Mention AP All-America Division III. His 10 TDs in '85 and 2,014 career yds receiving are conference records. **Andy Upchurch, c (Arkansas)** started three years. Played in '86 Hula Bowl. Made 2nd team All-Southwestern Conference in '85. Mobile center who blocked for wishbone during last two seasons.

# Falcon Draft Choices

## 1966

1. TOMMY NOBIS, lb ..... Texas  
RANDY JOHNSON, qb ..... Texas A&I
2. Nick Rassas, s ..... Notre Dame  
Jerry Jones, t ..... Bowling Green
3. Mike Dennis, rb ..... Mississippi  
Phil Sheridan, te ..... Notre Dame
4. Ken Reaves, cb ..... Norfolk State  
Bill Asbury, rb ..... Kent State
5. Bill Wolski, rb ..... Notre Dame  
Martin Kahn, t ..... N. Texas State
6. Charlie Casey, wr ..... Florida
7. Bill Johnson, rb ..... Suwanee
8. Bill Goss, lb ..... Tulane
9. Bob Sanders, c ..... No. Texas State
10. Mike Bender, g ..... Arkansas
11. Steve Sloan, qb ..... Alabama
12. Ken Hollister, t ..... Indiana
13. Bob Collins, t ..... South Carolina
14. Steve Ecker, p ..... Shippensburg State
15. Tommy Tolleson, wr ..... Alabama
16. Jim Vining, g ..... Rice
17. Lurley Archambeau, c ..... Toledo
18. Doug Korver, c ..... State Col. of Iowa
19. Walt Mainer, cb-s ..... Xavier
20. Bob Riggles, s ..... Penn. State

## 1967

1. Choice traded to San Francisco
2. Leo Carroll, de ..... San Diego State
3. Jimmy Jordan, rb ..... Florida
4. Choice traded to Cleveland
5. Bill Delaney, te ..... Amer. Internat'l  
Randy Matson, de ..... Texas A&M  
(from San Francisco)
6. Choice traded to Baltimore  
Gene Snipes, wr ..... Elizabeth City  
(from Los Angeles)  
Martine Bercher, cb-s ..... Arkansas  
(from Baltimore)
7. Corey Colehour, qb ..... North Dakota
8. Choice traded to Washington
9. Bob Moten, wr ..... Bishop, Tex.
10. Dick Schafroth, t ..... Iowa
11. John Walker, lb ..... Jackson State
12. Bill Gentry, lb ..... North Carolina State
13. Sandor Szabo, k ..... Ithaca
14. Tom Bryan, rb ..... Auburn
15. Al Nicholas, rb ..... Sacramento State
16. Larry Chester, cb-s ..... Allen
17. Bill Buckner, qb ..... Delta State

## 1968

1. CLAUDE HUMPHREY, de ... Tenn. St.
2. Carlton Dabney, dt ..... Morgan State  
John Wright, wr ..... Illinois  
(from Green Bay through Los Angeles)
3. Choice traded to Chicago
4. Choice traded to St. Louis
5. Choice traded to Washington
6. Jim Hagle, rb ..... So. Methodist  
Joe Wynns, cb-s ..... S. Carolina State  
(from Pittsburgh)  
Rick Eber, wr ..... Tulsa  
(from Baltimore)
7. Choice traded to Minnesota
8. Ray Jeffords, te ..... Georgia
9. Henry Holland, c ..... No. Texas State
10. Mike Tomasini, dt ..... Colorado State
11. Greg Brezina, lb ..... Houston
12. A.J. Vaughan, rb ..... Wayne State
13. Bill Harris, rb ..... Colorado
14. Joe Polk, rb ..... Livingstone, N.C.
15. Don Bean, wr ..... Houston
16. Roy Hall, t ..... San Jose State
17. Jim Schmidt, cb-s ..... San Francisco

## 1969

1. GEORGE KUNZ, t ..... Notre Dame
2. Paul Gipson, rb ..... Houston
3. Malcolm Snider, g ..... Stanford  
Jon Sandstrom, g ..... Oregon State  
(From N.Y. Giants thru Los Angeles)
4. Jim Mitchell, te ..... Prairie View  
Dicky Lyons, rb ..... Kentucky  
(from Baltimore)
5. Choice traded to Minnesota  
Tony Pleviak, dt ..... Illinois  
(from Dallas through Baltimore)
6. Choice traded to Los Angeles  
Wally Oyler, cb-s ..... Louisville  
(from Detroit)
7. Dick Enderle, g ..... Minnesota  
Ted Cottrell, lb ..... Delaware Valley  
(from Detroit)
8. Jim Callahan, wr ..... Temple
9. Choice traded to Baltimore
10. Jeff Stanciel, rb ..... Miss. Valley
11. Jeff Van Note, c ..... Kentucky
12. Denver Samples, de ... Texas-EI Paso
13. Harry Carpenter, g ... Tennessee State
14. Billy Hunt, cb-s ..... Kansas
15. Jim Weatherford, s ..... Tennessee
16. Ed. Hughes, rb ..... Texas Southern
17. Paul Williams, wr ..... California

## 1970

1. JOHN SMALL, lb ..... Citadel
2. Art Malone, rb ..... Arizona State
3. Andy Maurer, g ..... Oregon  
Todd Synder, wr ..... Ohio U.  
(from N.Y. Giants)
4. Paul Reed, t ..... Johnson C. Smith  
(from Philadelphia)  
Choice traded to St. Louis
5. Bruce Van Ness, rb ..... Rutgers  
(from Philadelphia thru N.Y. Giants)  
Ken Mendenhall, c ..... Oklahoma
6. Mack Herron, rb ..... Kansas State  
Jade Butcher, wr ..... Indiana  
(from Washington)  
Randy Marshall, de ..... Linfield  
(from Los Angeles)
7. Choice traded to Los Angeles  
Gary Orcutt, wr ..... S. California  
(from N.Y. Giants)
8. Larry Brewer, te ..... Louisiana Tech  
(from N.Y. Giants)  
Seth Miller, s ..... Arizona State
9. Roy Robinson, cb-s ..... Montana
10. Jim Hatcher, cb-s ..... Kansas
11. Mike Brunson, wr-rb ..... Arizona State
12. Lonnie Holton, rb ..... Northern Michigan
13. Rick Stepanek, dt ..... Iowa
14. Chuck Wald, wr ..... No. Dakota State
15. Keith Mauney, cb-s ..... Princeton
16. Steve Parnell, wr ..... Massachusetts
17. Bill Bell, k ..... Kansas

## 1971

1. JOE PROFIT, rb ..... N.E. Louisiana
2. Ken Burrow, wr ..... San Diego State
3. Leo Hart, qb ..... Duke
4. Mike Potchad, dt ..... Pittsburg State
5. Ray Jarvis, wr ..... Norfolk State
6. Tom Hayes, cb ..... San Diego State  
Ray Brown, s ..... West Texas State  
(from N.Y. Giants)
7. Wes Chesson, wr ..... Duke
8. Dennis Havig, g ..... Colorado
9. Alvin Griffin, wr ..... Tuskegee
10. Faddie Tillman, de ..... Boise State
11. Larry Shears, cb-s ..... Lincoln, Mo.
12. Ronny Lowe, wr ..... Fort Valley State
13. Dan Crooks, cb-s ..... Wisconsin
14. Deryl Comer, te ..... Texas
15. Wallace Clark, rb ..... Auburn
16. Lindsey James, rb-te ..... San Diego St.
17. Willie Martin, rb ..... Johnson C. Smith

## 1972

1. CLARENCE ELLIS, s ..... Notre Dame
2. Pat Sullivan, qb ..... Auburn  
(from Philadelphia thru Detroit)  
Steve Okoniewski, t ..... Montana  
(from Detroit)  
Roosevelt Manning, dt ..... N.E. Okla.
3. Les Goodman, rb ..... Yankton, S.D.
4. Andy Howard, dt ..... Grambling
5. Bill Taylor, rb ..... Michigan  
(from Buffalo)  
Ralph Cindrich, lb ..... Pittsburgh
6. Mike Perfetti, p-s ..... Minnesota  
(from New England thru N.Y. Giants)  
Fred Riley, wr ..... Idaho  
(choice reacquired from New Orleans)
7. Lance Moon, rb ..... Wisconsin
8. Hank Brandon, rb ..... Southern U.
9. Ray Easterling, s ..... Richmond
10. Choice traded to St. Louis
11. Jack Phillips, wr ..... Grambling
12. Larry Mialik, te ..... Wisconsin
13. Henry Sovio, te ..... Hawaii
14. Tom Chandler, lb ..... Minnesota
15. Oscar Jenkins, cb ..... Virginia Union
16. Larry Butler, lb ..... Stanford
17. Bill Holland, rb ..... So. California

## 1973

1. Choice traded to Houston
2. Greg Marx, dt ..... Notre Dame
3. Choice traded to San Diego through  
Oakland
4. Thomas Geredine, wr ..... N.E. Mo. State
5. Choice traded to Washington
6. Nick Bebout, t ..... Wyoming
7. George Campbell, cb ..... Iowa St.
8. Tom Reed, g ..... Arkansas
9. Russ Ingram, c ..... Tex. Tech
10. Nick Mike-Mayer, k ..... Temple
11. Byron Buelow, db ..... LaCrosse, Wis.
12. Mike Samples, dt ..... Drake
13. Chris Stecher, t ..... Claremont-Mudd
14. John Madeya, qb ..... Louisville
15. Tom Gage, db ..... Lamar Tech
16. Rufus Ferguson, rb ..... Wisconsin
17. Jim Hodge, wr ..... Arkansas

## 1974

1. Traded choice and quarterback Bob Berry to Minnesota for veterans Bob Lee, a quarterback, and linebacker Lonnie Warwick.
2. Gerald Tinker, wr ..... Kent State

3. Kim McQuilken, qb ..... Lehigh
- Maurice Spencer, db ..... N. Carolina  
Central
4. Vince Kendrick, rb ..... Florida
5. Henry Childs, te ..... Kansas State
- Monroe Eley, rb ..... Ariz. State
6. Doyle Orange, rb ..... Southern Miss.
7. James Coode, t ..... Michigan
8. Choice to Green Bay through New  
Orleans
9. Larry Bailey, dt ..... Pacific
10. Paul Ryczek, c ..... Virginia
11. Eddie Wilson, wr ..... Albany State
12. Vic Koegel, lb ..... Ohio State
13. Ralph Powell, rb ..... Nebraska
14. John Givens, g ..... Villanova
15. Willie Jones, wr ..... Iowa State
16. Sylvester McGee, rb ..... Rhode Island
17. Al Davis, g-t ..... Boise State

### 1975

1. STEVE BARTKOWSKI, qb .. California
2. Ralph Ortega, lb ..... Florida
3. Woody Thompson, rb ..... Miami
4. John Nessel, g ..... Penn. State
5. Greg McCrary, te ..... Clark
6. Fulton Kuykendall, lb ..... UCLA
- Doug Payton, g ..... Colorado
7. Mike Esposito, rb ..... Boston College
8. Brent Adams, t. .... Univ. Tenn/C'nooga
9. Brad Davis, rb ..... LSU
10. Marshall Mills, wr ..... West Virginia
11. Jeff Merrow, dt ..... West Virginia
12. Alonza Pickett, t ..... Texas Southern
13. Carl Russ, lb ..... Michigan
14. Steve Robinson, dt ..... Tuskegee
15. Jimmy Robinson, wr ..... Georgia Tech
16. Steve Knutson, g ..... Southern Cal.
17. Mitch Anderson, qb ..... Northwestern

### 1976

1. BUBBA BEAN, rb ..... Texas A&M
2. Sonny Collins, rb ..... Kentucky
3. Dave Scott, t ..... Kansas
4. Walt Brett, de ..... Montana
5. Traded to Minnesota
6. Stan Varner, dt ..... Brigham Young
7. Karl Farmer, wr ..... Pittsburgh
8. Frank Reed, db ..... Washington
9. Phil McKinnely, t ..... UCLA
10. No Selection
11. Chuck Brislin, t ..... Mississippi State
12. Pat Bolton, k ..... Montana State
13. Mike Williams, t ..... Florida
14. Mark Husfloen, de ... Washington State

15. Ron Olson, db ..... Washington
16. Pat Curto, lb ..... Ohio State
17. Tony Green, db ..... Texas Tech

### 1977

1. WARREN BYRANT, ot ..... Kentucky
- Wilson Faumuina, dt ... San Jose State
2. R.C. Thielemann, og-c ..... Arkansas
3. Edgar Fields, dt-de ..... Texas A&M
4. Allan Leavitt, ks ..... Georgia
5. Shelton Diggs, wr ..... So. California
6. Keith Jenkins, db ..... Cincinnati
7. No selection.
8. Walter Packer, wr .... Mississippi State
9. John Maxwell, ot ..... Boston College
- Robert Speer, de ..... Arkansas State
10. Billy Ryckman, wr ..... Louisiana Tech
11. Dave Farmer, rb ... Southern California
12. Don Parrish, de ..... Pittsburgh

### 1978

1. MIKE KENN, ot ..... Michigan
2. Steve Stewart, lb ..... Minnesota
3. Stan Waldemore, og ..... Nebraska
4. Brian Cabral, lb ..... Colorado
5. Dennis Pearson, wr ..... San Diego St.
6. Rodney Parker, wr ..... Tennessee St.
7. Alfred Jackson, wr ..... Texas
- James Wright, te ..... Texas Christian
8. David Adkins, lb ..... Ohio St.
- David Williams, db ... Tennessee-Martin
9. Tom Pridemore, db ..... West Virginia
10. Ricky Patton, rb ..... Jackson St.
- Ray Strong, rb ..... Nevada-Las Vegas
11. Milton "Scooter" Reed, db ..... Baylor
12. Daria Butler, lb ..... Oklahoma St.

### 1979

1. DON SMITH, de ..... Miami
2. Pat Howell, og ..... Southern California
3. James Mayberry, rb ..... Colorado
- William Andrews, rb ..... Auburn
4. Lynn Cain, rb ..... Southern California
- Charles Johnson, db ..... Grambling
5. Mike Zele, dt ..... Kent State
6. Mike Moroski, qb ..... Cal-Davis
7. Roger Westlund, ot ..... Washington
8. Keith Miller, lb ..... NE Oklahoma
9. Dave Parkin, db ..... Utah State
10. Bruce Beekley, lb ..... Oregon
11. Bill Leer, c ..... Colorado St.
12. Stuart Walker, lb ..... Colorado

**1980**

1. JUNIOR MILLER, te ..... Nebraska
2. Buddy Curry, lb ..... North Carolina
3. Earl Jones, cb ..... Norfolk State
4. Jim Laughlin, lb ..... Ohio State
5. I.M. Hipp, rb ..... Nebraska
6. Brad Vassar, lb ..... Pacific
7. Kenny Johnson, db ..... Mississippi State
8. Mike Davis, db ..... Colorado
9. Mike Smith, wr ..... Grambling
10. Al Richardson, lb ..... Georgia Tech
11. Glen Keller, c ..... West Texas State
12. Walt Bellamy, db ..... V.M.I.
13. Mike Babb, db ..... Oklahoma
14. Quinn Jones, rb ..... Tulsa

**1981**

1. BOBBY BUTLER, cb ..... Florida State
2. Lyman White, lb ..... Louisiana State
3. Scott Woerner, db ..... Georgia
4. John Scully, c ..... Notre Dame
5. Eric Sanders, ot ..... Nevada-Reno
6. Harry Stanback, dt ..... North Carolina
7. Matthew Teague, de ..... Prairie View
8. Cliff Toney, dc ..... Auburn
9. Calvin Fance, rb ..... Rice
10. Robert Murphy, ds ..... Ohio State
11. Keith Chappelle, wr ..... Iowa
12. Mark McCants, ds ..... Temple

**1982**

1. GERALD RIGGS, rb ..... Arizona State
2. Doug Rogers, de ..... Stanford
3. Stacey Bailey, wr ..... San Jose State
4. Reggie Brown, rb ..... Oregon
5. Von Mansfield, db ..... Wisconsin
6. Mike Kelley, qb ..... Georgia Tech
7. David Toloumu, rb ..... Hawaii
8. Ricky Eberhart, db ..... Morris Brown
9. Mike Horan, p ..... Cal State-Long Beach
10. Curtis Stowers, lb ..... Mississippi State
11. Jeff Keller, wr ..... Washington State
12. Dave Levenick, lb ..... Wisconsin

**1983**

1. MIKE PITTS, de ..... Alabama
2. James Britt, db ..... LSU
3. Andrew Provence, dt ..... South Carolina
4. John Harper, lb ..... Sou. Illinois
5. Brett Miller, ot ..... Iowa
6. Anthony Allen, wr ..... Washington
7. Jeff Turk, db ..... Boise State
8. John Rade, lb ..... Boise State
9. Traded to Baltimore

10. Ralph Giacomarro, p ..... Penn State
11. John Salley, db ..... Wyoming
12. Allama Matthews, te ..... Vanderbilt

**1984**

1. RICK BRYAN, dt ..... Oklahoma
2. Scott Case, s ..... Oklahoma
3. Thomas Benson, lb ..... Oklahoma
4. Rodney McSwain, db ..... Clemson
5. Rydell Malancon, lb ..... LSU
6. Cliff Benson, te ..... Purdue
7. Ben Bennett, qb ..... Duke
8. Dan Ralph, dt ..... Oregon
9. Kirk Dodge, lb ..... Nevada-Las Vegas
10. Jeff Jackson, lb ..... Auburn
11. Glenn Howe, t ..... Southern Mississippi
12. Derrick Franklin, db ..... Fresno State
13. Tommy Norman, wr ..... Jackson State
14. Don Holmes, wr ..... Colorado

**1985**

1. BILL FRALIC, t ..... Pittsburgh
2. Mike Gann, de ..... Notre Dame
3. Choice traded to Minnesota
4. Emile Harry, wr ..... Stanford
5. Choice traded to St. Louis
6. Reggie Pleasant, cb ..... Clemson
7. Choice traded to Cincinnati
8. Ashley Lee, s ..... Virginia Tech
9. Ronnie Washington, lb ..... N.E. Louisiana
10. Micah Moon, lb ..... North Carolina
11. Brent Martin, c ..... Stanford
12. John Ayres, cb ..... Illinois
13. Ken Whisenhunt, te ..... Georgia Tech

**1986**

- 1a. TONY CASILLAS, nt ..... Oklahoma
- 1b. Tim Green, lb ..... Syracuse
2. Traded to Washington in '85 for lb in '86
3. Traded earlier for qb Turk Schonert
4. Traded to L.A. Raiders for Bret Clark, s ..... Nebraska
5. Traded to Philadelphia for lb Joel Williams
- 6a. Floyd Dixon, wr ..... Stephen F. Austin
- 6b. Keith Williams, rb ..... Missouri
7. Traded earlier to Philadelphia for lb Reggie Wilkes
8. Kevin Hudgens, dt ..... Idaho State
9. Kevin Starks, te ..... Minnesota
10. Tony Baker, rb ..... East Carolina
11. Chris Hegg, qb ..... Missouri
12. Steve Griffin, wr ..... Purdue

# 20-Year Roster

Absher, Dick (LB), Maryland	1967-68	Coia, Angelo (WR), USC	1966
Acks, Ron (LB), Illinois	1968-71	Collins, Sonny (RB), Kentucky	1976
Adams, Bob (TE), Pacific	1976	Condren, Glen (DT), Oklahoma	1969-72
Adams, Brent (T), UT at C'nooga	1975-78	Cook, Ed (G), Notre Dame	1966-67
Allen, Anthony (WR), Washington	1985	Cope, Jim (LB), Ohio	1976
Allen, Grady (LB), Texas A&M	1969-72	Cordill, Olie (WR), Memphis St.	1968
Anderson, Anthony (RB), Temple	1980	Correal, Chuck (C), Penn St.	1979-80
Anderson, Taz (TE), Georgia Tech	1966-67	Cotrell, Ted (LB), Delaware Valley	1969-70
Andrews, William (RB), Auburn	1979-83	Cox, Arthur (TE), Tex. Southern	1983-1985
Archer, Dave (QB), Iowa St.	1984-85	Croudip, David (DB), San Diego State	1985
Auer, Joe (RB), Georgia Tech	1968	Crowe, Larry (DB), Tex. Southern	1975
Austin, Cliff (RB), Clemson	1984-85	Curran, Willie (WR), UCLA	1982-84
Bailey, Jim (DT), Kansas	1976-78	Curry, Buddy (LB), North Carolina	1980-85
Bailey, Larry (DT), Pacific	1974	Dabney, Carlton (DT), Morgan St.	1968
Bailey, Stacey (WR), Stanford	1982-85	Davis, Brad (RB), LSU	1975
Barnes, Gary (WR), Clemson	1966-67	Davis, Paul (LB), North Carolina	1981-82
Bartkowski, Steve (QB), California	1975-85	Daykin, Tony (LB), Georgia Tech	1979-81
Bean, Bubba (RB), Texas A&M	1976-80	Dixon, Rich (LB), California	1983
Bebout, Nick (T), Wyoming	1973-75	Dodd, Al (WR), N.W. Louisiana St.	1973-74
Bell, Bill (PK), Kansas	1971-72	Donnelly, Rick (P), Wyoming	1985
Belton, Willie (RB), Maryland St.	1971-72	Donohoe, Mike (TE), San Francisco	1968, 1970-71
Benish, Dan (DT), Clemson	1983-85	Dufour, Dan (C/G), UCLA	1983-84
Benson, Cliff (TE), Purdue	1984-85	Duich, Steve (G), San Diego St.	1968
Benson, Duane (LB), Hamline	1972-73	Dunaway, Dave (WR), Duke	1968
Benson, Thomas (LB), Oklahoma	1984-85	Dunn, Perry Lee (RB), Mississippi	1966-68
Berry, Bob (QB), Oregon	1968-72	East, Ron (DT), Montana St.	1976
Bleick, Tom (S), Georgia Tech	1967	Easterling, Ray (S), Richmond	1972-79
Bosley, Bruce (G), W. Virginia	1969	Eber, Rick (WR), Tulsa	1968
Bowling, Andy (LB), Virginia Tech	1967	Eley, Monroe (RB), Arizona St.	1975-78
Bramlett, John (LB), Memphis St.	1971	Ellis, Clarence (CB), Notre Dame	1972-74
Breitenstein, Bob (G-T), Tulsa	1969-70	Enderle, Dick (G), Minnesota	1969-71
Brett, Walt (G), Montana	1976	Esposito, Mike (RB), Boston College	1976-79
Brezina, Greg (LB), Houston	1968-69, 71-79	Etter, Bob (K), Georgia	1968-69
Britt, James (DB), LSU	1983-85	Farmer, Karl (WR), Pittsburgh	1976-77
Brooks, Jonathan (LB), Clemson	1980	Faumuina, Wilson (DT), San Jose St.	1977-81
Brown, Charlie (WR), S.C. State	1985	Ferguson, Jim (C), USC	1969
Brown, Clay (TE), Brigham Young	1982	Fields, Edgar (DT), Texas A&M	1977-80
Brown, Ray (S), W. Texas State	1971-78	Fitzgerald, Mike (CB-S), Iowa State	1967
Brown, Reggie (RB), Oregon	1982	Flatley, Paul (WR), Northwestern	1968-69
Brunson, Mike (WR-RB), Arizona St.	1970	Fortner, Larry (WB), Miami-Ohio	1980
Bryan, Rick (DT), Oklahoma	1984-85	Fralic, Bill (G/T), Pittsburgh	1985
Bryant, Charles (RB), Allen	1969	Francis, Wallace (WR), Arkansas AM&N	1975-81
Bryant, Warren (T), Kentucky	1978-83	Franklin, George (RB), Texas A&I	1978
Burke, Vern (WR), Oregon St.	1966	Freeman, Mike (CB-S), Fresno St.	1968-70
Burley, Gary (DT), Pittsburgh	1984	Fritsch, Ted (C), St. Norbert	1972-75
Burrow, Ken (WR), San Diego St.	1971-75	Frye, David (LB), Purdue	1983-85
Burson, Jimmy (CB-S), Auburn	1968	Gaison, Blane (S), Hawaii	1981-84
Butler, Bobby (CB), FSU	1981-85	Gallagher, Frank (G), N. Carolina	1973
Butler, Jim (RB), Edward Waters	1968-71	Gann, Mike (DE), Notre Dame	1985
Byas, Rick (DB), Wayne St.	1974-80	GiaGarcia, Jim (DE), Purdue	1968
Cabral, Brian (LB), Colorado	1979	George, Steve (DT), Houston	1976
Cahill, Dave (DT), Northern Arizona	1969	Geredine, Thomas (WR), NE Missouri St.	1973-74
Cain, Lynn (RB), USC	1979-84	Germany, Willie (S), Morgan St.	1972
Calland, Lee (CB), Louisville	1966-68	Giacomarro, Ralph (P), Penn State	1983-85
Campbell, Sonny (RB), North Arizona	1970-71	Gilbert, Lewis (TE), Florida	1978-79
Case, Scott (DB), Oklahoma	1984-85	Gilliam, John (WR), South Carolina St.	1976
Cash, Rick (DE), N.E. Missouri	1968	Gipson, Paul (RB), Houston	1969-70
Cason, Wendell (DB), Oregon	1985	Glass, Glenn (WR), Tennessee	1966
Cavness, Grady (CB), Texas-El Paso	1970	Glazebrook, Bob (DB), Fresno St.	1978-83
Cerne, Joe (C) Northwestern	1968	Goff, Willard (DT), W. Texas St.	1985
Chapman, Mike (G), Texas	1984	Gotshalk, Len (T), Humboldt St.	1972-76
Childs, Henry (TE), Kansas St.	1974	Goodwin, Doug (RB), Maryland St.	1968
Chesson, Wes (WR), Duke	1971-73	Greene, Tiger (DB), Western Carolina	1985
Claridge, Dennis (QB), Nebraska	1966		
Coffey, Junior (RB), Washington	1966-67, 69		
Cogdill, Gail (WR), Washington St.	1969-70		

Grimm, Dan (G-C), Colorado	1966-68	Lee, Bob (QB), Pacific	1973-74
Halverson, Dena (LB), Washington	1970	Lee, Dwight (RB), Michigan St.	1968
Hampton, Dave (RB), Wyoming	1972-75	Lee, Ron (OL), Baylor	1983
Hansen, Don (LB), Illinois	1969-75	Lemmerman, Bruce (QB), San Fernando Valley	1968-69
Harmon, Tom (G), Gus. Adolphus	1967	Lens, Greg (DT), Trinity Texas	1970-71
Harper, John (LB), So. Illinois	1983	Levenick, Dave (LB), Wisconsin	1983-84
Harris, Bill (RB), Colorado	1968	Lewis, Mike (DT), Arkansas AM&N	1971-79
Harris, Roy (DT), Florida	1984-85	Linden, Errol (T), Houston	1966-68
Hart, Leo (QB), Duke	1971	Long, Bob (WR), Wichita St.	1968
Hawkins, Alex (WR), South Carolina	1966-67	Lothridge, Billy (P-S), Georgia Tech	1966-71
Haworth, Steve (DB), Oklahoma	1983-84	Luckhurst, Mick (K), California	1981-85
Hawig, Dennis (G), Colorado	1972-75	Mabra, Ron (DB), Howard	1975-76
Hayes, Tom (CB), San Diego St.	1971-75	Mack, Red (WR), Notre Dame	1966
Heck, Ralph (LB), Colorado	1966-68	Malancon, Rydell (LB), LSU.	1984
Herman, Chuck (G), Arkansas	1980	Mallory, John (S), W. Virginia	1967
Herron, Mack (RB), Kansas St.	1975	Malone, Art (RB), Arizona St.	1970-74
Hettema, Dave (T), New Mexico	1970	Mankins, Jim (RB), Florida St.	1967
Hilton, Roy (DE), Jackson St.	1975	Manning, Rosie (T), N.E. Oklahoma	1972-75
Hodge, Floyd (WR), Utah	1982-84	Marchewski, Frank (C), Minnesota	1966-68
Holly, Bob (QB), Princeton	1984-85	Marshall, Randy (DE), Linfield	1970-71
Holmes, Rudy (DE), Drake	1974	Marshall, Rich (DT), Stephen F. Austin	1966
Howe, Glen (T), So. Mississippi	1985	Martin, Billy (TE), Georgia Tech	1966-67
Howell, Pat (G), USC	1979-83	Marx, Greg (DT), Notre Dame	1973
Hudlow, Floyd (CB-S), Arizona	1967-68	Matlock, John (C), Miami	1970-71
Hughes, Bob (DE), Jackson St.	1967-69	Matthews, Al (TE), Vanderbilt	1983-85
Humphrey, Claude (DE), Tennessee St.	1968-74, 76-78	Matthews, Henry (RB), Michigan St.	1973
Hunter, Scott (QB), Alabama	1976-78	Mauer, Andy (G), Orgeon	1970-73
Hutchinson, Tom (WR), Kentucky	1966	Mayberry, James (RB), Colorado	1979-81
Jackson, Alfred (WR), Texas	1978-84	Mazzetti, Tim (K), Pennsylvania	1978-80
Jackson, Ernie (CB), Duke	1978	McCarthy, Brendan (RB), Boston College	1968
Jackson, Jeff (LB), Auburn	1984-85	McCartney, Ron (LB), Tennessee	1977-79
Jackson, Larron (G), Missouri	1975-76	McCauley, Tom (S-WR), Wisconsin	1969-71
Jackson, Robert (LB) Texas A&M	1982	McClain, Dewey (LB), E. Central Univ.	1976-80
James, John (P), Florida	1972-81	McCrary, Greg (TE), Clark	1975-77
Jenke, Noel (LB), Minnesota	1972	McDermott, Gary (RB), Tulsa	1969
Jenkins, Alfred (WR), Morris Brown	1975-83	McDonald, Tommy (WR), Oklahoma	1967
Jarvis, Ray (WR), Norfolk St.	1971-72	McGee, Molly (RB), Rhode Island	1974
Jobko, Bill (LB), Ohio St.	1966	McInnis, Hugh (TE), So. Mississippi	1966
Johnson, Billy (WR), Widener	1982-85	McIntyre, Secedrick (RB), Auburn	1977
Johnson, Kenny (DB), Mississippi St.	1980-85	McKinney, Phil (T), UCLA	1976-80
Johnson, Randy (QB), Texas A&I	1966-70	McQuilken, Kim (QB), Lehigh	1974-77
Johnson, Rudy (RB), Nebraska	1966	Merrow, Jeff (DE), W. Virginia	1975-83
Jones, Bob (WR), San Diego St.	1969	Meyers, Eddie (RB), Navy	1982*
Jones, Bob (DB), Virginia Union	1975-76	Mialik, Larry (TE), Wisconsin	1972-74
Jones, Earl (DB), Norfolk St.	1980-83	Mike-Mayer, Nick (K), Temple	1973-77
Jones, Jerry (DT), Bowling Green	1966	Mikeska, Russ (TE), Texas A&M	1979-83
Jones, June (QB), Portland St.	1977-79	Miller, Brett (T), Iowa	1983-85
Kay, Rick (LB), Colorado	1977	Miller, Jim (G), Iowa	1971-72, 74
Kendrick, Vince (RB), Florida	1974-75	Miller, Junior (TE), Nebraska	1980-83
Kenn, Mike (T), Michigan	1978-85	Mitchell, Ken (LB), Nevada-Las Vegas	1973-74
Kiewell, Jeff (G), Arizona	1985	Mitchell, Jim (TE), Prairie View	1969-79
Kindle, Gregg (G), Tennessee St.	1976	Montgomery, Marv (T), USC	1978
Kirouac, Lou (G-K), Boston College	1966-67	Moore, Tom (RB), Vanderbilt	1967
Koepfer, Rich (T), Oregon State	1966	Moriarty, Tom (S), Bowling Green	1977-79, 81
Kornlo, Jeff (QB), Delaware	1982	Moroski, Mike (QB), Cal-Davis	1979-84
Krepfle, Keith (TE), Iowa St.	1982	Morris, Larry (LB), Georgia Tech	1966
Kuechenberg, Rudy (LB), Indiana	1971	Musser, Neal (LB), N.C. State	1981-83
Kunz, George (T), Notre Dame	1969-74	Neal, Louis (WR), Prairie View	1973-74
Kupp, Jake (G), Washington	1967	Nobis, Tommy (LB), Texas	1966-76
Kuykendall, Fulton (LB), UCLA	1975-84	Nofsinger, Terry (QB), Utah	1967
Lamb, Ron (RB), South Carolina	1972	Norton, Jim (DT/DE), Washington	1967-68
Landrum, Mike (TE), So. Miss.	1984	Ogden, Ray (TE), Alabama	1967-68
Laughlin, Jim (LB), Ohio St.	1980-82	Ortega, Ralph (LB), Florida	1975-78
Lavan, Al (S), Colorado St. U.	1969-70	Palmer, Dick (LB), Kentucky	1974
Lawrence, Kent (WR), Georgia	1970	Patton, Ricky (RB), Jackson St.	1978
Lawrence, Rolland (DB), Tabor	1973-80	Pearson, Dennis (WR), San Diego St.	1978-79
Ledbetter, Monte (WR), N.W. Louisiana	1969	Pellegrini, Joe (C), Dartmouth	1984-85
Lee, Bob (WR), Minnesota	1969		

Pennywell, Robert (LB), Grambling	1977-80	Snyder, Todd (WR), Ohio U.	1970-72
Perko, Mike (DT), Utah St.	1982	Sobocinski, Phil (C), Wisconsin	1968
Pillers, Lawrence (DT), Alcorn State	1985	Spiller, Phil (S), Cal. State-L.A.	1968
Pitts, Mike (DE), Alabama	1983-85	Spiva, Andy (LB), Tennessee	1977
Pleasant, Reggie (DB), Clemson	1985	Spivey, Mike (CB), Colorado	1982
Plummer, Tony (S), Pacific	1971-73	Stamps, Sylvester (WR), Jackson St.	1984-85
Poage, Ray (TE), Texas	1971	Stanback, Haskell (RB), Tennessee	1974-79
Pridemore, Tom (S), West Virginia	1978-85	Staniel, Jeff (RB), Miss. Valley	1969
Pritchett, Billy Ray (RB), W. Texas St.	1976-77	Steinfort, Fred (PK), Boston College	1977-78
Profit, Joe (RB), N.E. Louisiana	1971-73	Stewart, Steve (LB), Minnesota	1978
Provence, Andrew (DT), S. Carolina	1983-85	Strahan, Art (DT), Texas Southern	1968
Rade, John (LB), Boise St.	1983-85	Strong, Ray (RB), Nevada/Las Vegas	1978-82
Radloff, Wayne (C), Georgia	1985	Suchy, Larry (CB), Mississippi College	1968
Rassas, Nick (S), Notre Dame	1966-68	Sullivan, Jim (DE), Lincoln, Mo.	1970
Ray, Eddie (RB), LSU	1972-74	Sullivan, Pat (QB), Auburn	1972-75
Reaves, Ken (CB), Norfolk St.	1966-73	Szcecko, Joe (DT), Auburn	1966-68
Rector, Ron (RB), Northwestern	1966-67	Talbert, Don (T), Texas	1966-68
Redmond, Rudy (CB), Pacific	1969-71	Tate, Rodney (RB), Texas	1984
Reed, Frank (DB), Washington	1976-80	Taylor, Johnnie (LB), Hawaii	1984-85
Reed, Oscar (RB), Colorado State U.	1975	Teague, Matthew (DE), Prairie View	1981
Reese, Guy (DT), SMU	1966	Ten Napel, Garth (LB), Texas A&M	1978
Richards, Bobby (DE), LSU	1966-67	Thielemann, R.C. (G), Arkansas	1977-84
Richardson, Al (LB), Georgia Tech	1980-85	Thomas, Chuck (G), Oklahoma	1985
Richardson, Jerry (CB-S), W. Texas St.	1966-67	Thomas, Sean (DB), TCU	1985
Riddehuber, Preston (RB), Georgia	1966	Thompson, Woody (RB), Miami	1975-77
Riggle, Bob (S), Penn State	1966-67	Tillemann, Mike (DT), Montana	1973-76
Riggs, Gerald (RB), Arizona St.	1982-85	Tinker, Gerald (WR), Kent State	1974-75
Roberts, Gary (G), Purdue	1970	Tolleson, Tommy (WR), Alabama	1966
Roberts, George (P), Virginia Tech	1982	Toloumu, David (RB), Hawaii	1982
Roberts, Guy (LB), Maryland	1976	Trayman, Wade (K), Frederick	1966-67
Robinson, Bo (RB), W. Texas St.	1981-83	Tutson, Tom (DB), S.C. State	1983
Rogers, Doug (DE), Stanford	1982	Tuttle, Perry (WR), Clemson	1984
Rubke, Karl (DT), USC	1966-67	Tyrell, Tim (RB), N. Illinois	1984-85
Rushing, Marion (LB), So. Illinois	1966-68	Van Note, Jeff (C), Kentucky	1969-85
Russ, Carl (LB), Michigan	1975	Vinyard, Kenny (K), Texas Tech	1970
Ryckman, Billy (WR), Louisiana Tech	1977-79	Wages, Harmon (RB), Florida	1968-71, 73
Ryzcek, Paul (C), Virginia	1974-79	Wagoner, Danny (DB), Kansas	1985
Sabatino, Bill (DT), Colorado	1969	Walker, Chuck (DT), Duke	1972-75
Sandeman, Bill (T), Pacific	1967-73	Walker, Cleo (LB), Louisville	1971
Sanders, Bob (LB), N. Texas St.	1967	Warwick, Lonnie (LB), Tenn. Tech	1973-74
Sanders, Eric (T), Nevada-Reno	1981-85	Washington, Joe (RB), Oklahoma	1985
Scales, Charlie (RB), Indiana	1966	Washington, Joe (RB), Illinois St.	1973
Schmidt, Roy (G-T), Long Beach St.	1969	Washington, Ronnie (LB), NE Louisiana St.	1985
Scott, Dave (T), Kansas	1976-82	Waskiewicz, Jim (C), Wichita St.	1969
Scully, John (C), Notre Dame	1981-85	Weatherford, Jim (S), Tennessee	1969
Seay, Virgil (WR), Troy St.	1984	Weatherley, Jim (C), None	1976
Shay, Jerry (DT), Purdue	1968-69	Wheelwright, Ernie (RB), So. Illinois	1966-67
Shears, Larry (CB), Lincoln, Mo.	1971	Whisenant, Ken (TE), Georgia Tech	1985
Sherlag, Bob (WR), Memphis St.	1966	White, Lyman (LB), LSU	1981-82
Shiner, Dick (QB), Maryland	1971-73	Whitlow, Bob (C), Arizona	1966
Sidle, Jimmy (TE-RB), Auburn	1966	Williams, Joel (LB), Wis./LaCrosse	1979-82
Sieminski, Chuck (DT), Penn State	1966-67	Williams, Richard (RB), Memphis St.	1983
Silvestri, Carl (CB-S), Wisconsin	1966	Williams, Sam (DE), Michigan State	1966-67
Simeta, Mike (DT), Kansas St.	1983	Wilson, Jim (C), Georgia	1967
Simmons, Jerry (WR), Bethune-Cookman	1967-69	Windauer, Bill (DT), Iowa	1976
Simon, Jim (G-T), Miami	1966-68	Winkler, Randy (G), Tarleton St.	1968
Sloan, Steve (QB), Alabama	1966-67	Woerner, Scott (S), Georgia	1981
Small, Gerald (CB), San Jose St.	1984	Wolski, Bill (RB), Notre Dame	1966
Small, John (DT), Citadel	1970-72	Wood, Bo (DE), North Carolina	1967
Smigelsky, Dave (P), Virginia Tech	1982	Wright, James (TE), Texas Christian	1978-79
Smith, Don (DE), Miami	1979-84	Wright, John (WR), Illinois	1968
Smith, Mike (WR), Grambling	1980	Wright, Nate (S), San Diego St.	1969
Smith, Ralph (TE), Mississippi	1969	Yeates, Jeff (DT), Boston College	1976-84
Smith, Reggie (WR), N.C. Central	1980-81	Young, Ben (TE), UT-Arlington	1983
Smith, Ron (CB-WR), Wisconsin	1966-67	Zeke, Mike (DT), Kent St.	1979-83
Smith, Royce (G), Georgia	1974-76	Zook, John (DE), Kansas	1969-75
Snider, Malcolm (G), Stanford	1969-71		

\*Not eligible until 1987.

# 1985 Playoff Pairings and Priority

1. **First Round**—Wild cards play each other. Home clubs will be the clubs with the best won-lost percentage in the regular season. If tied in record, apply all applicable divisional tie-breakers.
2. **Other Rounds**—Sites for the AFC and NFC Divisional Playoffs and the AFC and NFC Championship Games are determined by the won-lost records of the divisional champions.

## Division Ties

If, at the end of the regular season, two or more clubs in the same division finish with the best won-lost-tied percentage, the following steps will be taken until a CHAMPION is determined:

### Two Clubs

1. Head-to-head (best won-lost-tied percentage in games between the clubs).
2. Best won-lost-tied percentage in games played within the division.
3. Best won-lost-tied percentage in games played within the conference.
4. Best won-lost-tied percentage in common games, if applicable.
5. Best net points in division games.
6. Best net points in all games.
7. Strength of schedule.
8. Best net touchdowns in all games.
9. Coin toss.

### Three or More Clubs

(Note: If two clubs remain tied after a third club is eliminated during any step, tie-breaker reverts to Step One of two-club format.)

1. Head-to-head (best won-lost-tied percentage in games among the clubs).
2. Best won-lost-tied percentage in games played within the division.
3. Best won-lost-tied percentage in games played within the conference.
4. Best won-lost-tied percentage in common games.
5. Best net points in division games.
6. Best net points in all games.
7. Strength of schedule.
8. Best net touchdowns in all games.
9. Coin toss.

## Wild Card Ties

If necessary to break ties to determine the two Wild Card clubs from each conference, the following steps will be taken:

1. If all the tied clubs are from the same division, apply division tiebreaker.
2. If the tied clubs are from different divisions, apply the following steps.

### Two Clubs

1. Head-to-head, if applicable.
2. Best won-lost-tied percentage in games played within the conference.
3. Best won-lost-tied percentage in common games, minimum of four.
4. Best net points in conference games.
5. Best net points in all games.
6. Strength of schedule.
7. Best net touchdowns in all games.
8. Coin toss.

### Three or More Clubs

(Note: If two clubs remain tied after third or other clubs eliminated, tie-breaker reverts to Step One of applicable two-club format.)

1. Head-to-head sweep (applicable only if one club has defeated each of the others or one club has lost to each of the others.)
2. Best won-lost-tied percentage in games played within the division.
3. Best won-lost-tied percentage in common games, minimum of four.
4. Best net points in conference games.
5. Best net points in all games.
6. Strength of schedule.
7. Best net touchdowns in all games.
8. Coin toss.

# Atlanta Falcons 1986 Veteran Roster

NO.	NAME	POS.	HT.	WT.	BIRTH- DATE	NFL EXP	COLLEGE	GP/GS
85	Allen, Anthony	WR	5-11	182	6/29/59	2	Washington	16/2
31	Andrews, William	RB	6-0	225	12/25/55	6	Auburn	0/0
16	Archer, Dave	QB	6-2	239	2/15/62	3	Iowa State	16/11
39	Austin Cliff	RB	6-1	213	3/2/60	4	Clemson	14/0
38	Ayres, John	CB	5-11	192	9/6/63	1	Illinois	0/0
82	Bailey, Stacey	WR	6-0	157	2/10/60	5	San Jose State	15/14
69	Benish, Dan	DT	6-5	280	11/21/61	4	Clemson	16/16
87	Benson, Cliff	TE	6-4	229	8/28/61	3	Purdue	16/14
53	Benson, Thomas	LB	6-2	242	9/6/61	3	Oklahoma	16/1
26	Britt, James	CB	6-0	185	9/12/60	4	LSU	2/2
91	Brown, Aaron	LB	6-2	238	1/13/56	4	Ohio State	FA
89	Brown, Charlie	WR	5-10	184	10/29/58	5	South Carolina St.	13/9
77	Bryan, Rick	DE	6-4	277	3/20/62	3	Oklahoma	16/16
23	Butler, Bobby	CB	5-11	186	5/28/59	6	Florida State	16/16
25	Case, Scott	S	6-0	178	5/17/62	3	Oklahoma	14/13
20	Cason, Wendell	CB	5-11	191	1/22/63	2	Oregon	14/14
28	Clark, Bret	S	6-3	195	2/24/61	1	Nebraska	TR
88	Cox, Arthur	TE	6-2	255	2/5/61	4	Texas Southern	16/16
30	Croudip, David	DB	5-8	180	1/25/59	3	San Diego State	11/0
50	Curry, Buddy	LB	6-4	222	6/4/58	7	North Carolina	16/14
3	Donnelly, Rick	P	6-0	197	5/17/62	2	Wyoming	11/0
79	Fralic, Bill	T/G	6-5	275	10/31/62	2	Pittsburgh	15/14
58	Frye, David	LB	6-2	218	6/21/61	4	Purdue	14/5
76r	Gann, Mike	DE	6-5	265	10/19/63	2	Notre Dame	16/16
70r	Goff, Willard	DT	6-3	275	10/17/61	2	West Texas State	7/0
33	Green, Tiger	CB	5-10	184	2/15/62	2	Western Carolina	10/7
71w	Howe, Glen	T	6-7	292	10/18/61	2	So. Mississippi	5/1
90r	Jackson, Jeff	LB	6-1	228	10/9/61	3	Auburn	FA
81	Johnson, Billy	WR	5-9	170	1/27/52	12	Widener	16/8
37	Johnson, Kenny	S	5-11	167	1/7/58	7	Mississippi State	5/3
78	Kenn, Mike	T	6-7	277	2/9/56	9	Michigan	11/11
63	Kiewel, Jeff	G	6-3	265	9/27/60	2	Arizona	16/9
80	Landrum, Mike	TE	6-2	231	11/6/61	2	S. Mississippi	0/0
18	Luckhurst, Mick	K	6-1	181	3/31/58	6	California	16/0
52	Malancon, Rydell	LB	6-1	227	1/20/62	2	LSU	0/0
68	Martin, Brent	C	6-3	263	6/5/63	1	Stanford	0/0
49	Matthews, Allama	TE	6-2	230	3/24/61	4	Vanderbilt	15/2
71r	McInnis, Michael	DB	6-6	272	3/22/62	1	Arkansas-Pine Bluff	
40	Meyers, Eddie	RB	5-9	205	1/7/59	1	Navy	FA
62	Miller, Brett	T	6-7	290	10/2/58	4	Iowa	12/12
64	Pellegrini, Joe	G/C	6-4	265	4/8/57	5	Harvard	5/2
74	Pitts, Mike	DT	6-5	277	9/25/60	4	Alabama	16/16
93r	Price, Arthur	LB	6-3	227	5/17/62	1	Wisconsin	FA
27	Pridemore, Tom	S	5-11	186	4/29/56	9	West Virginia	16/5
6	Prindle, Mike	K	5-7	155	11/12/63	1	Western Michigan	FA
72r	Provence, Andrew	DE	6-3	267	3/8/61	4	South Carolina	16/0
59	Rade, John	LB	6-1	220	8/31/60	4	Boise State	16/14
55	Radloff, Wayne	C/G	6-5	277	5/17/61	2	Georgia	16/10
56	Richardson, Al	LB	6-3	222	9/23/57	7	Georgia Tech	16/11
42	Riggs, Gerald	RB	6-1	232	11/6/60	5	Arizona State	16/16
67	Sanders, Eric	T	6-7	280	10/22/58	6	Nevada-Reno	16/7
14	Schonert, Turk	QB	6-1	196	1/15/57	7	Stanford	TR
61	Scully, John	G	6-6	265	8/2/58	6	Notre Dame	8/8
48w	Seay, Virgil	WR	5-8	178	1/1/58	6	Troy State	FA
97w	Sharp, Dan	TE	6-2	235	2/5/62	1	Texas Christian	FA
29	Stamps, Sylvester	RB	5-7	175	2/24/61	3	Jackson State	2/0
44	Stoops, Michael	S	6-1	180	12/13/61	2	Iowa	FA
96r	Taylor, Johnny	LB	6-4	235	6/21/60	3	Hawaii	15/5
66	Thomas, Chuck	C/G	6-3	277	12/24/60	2	Oklahoma	4/0

22	Thomas, Sean	DB	5-11	193	4/12/62	2	TCU	6/0
32	Tyrrell, Tim	RB	6-1	201	2/19/61	3	No. Illinois	16/0
57	Van Note, Jeff	C	6-2	264	2/7/64	18	Kentucky	16/16
36	Wagoner, Dan	DB	5-10	180	12/12/59	5	Kansas	14/0
92r	Washington, Ronnie	LB	6-1	247	7/29/63	2	NE Louisiana St.	16/1
45	Whisenhunt, Ken	TE	6-2	233	2/28/62	2	Georgia Tech	16/0
51	Wilkes, Reggie	LB	6-4	242	5/27/56	9	Georgia Tech	TR
54	Williams, Joel	LB	6-1	227	12/13/56	8	Wisconsin-La Crosse	TR
43	Williams, Michael	RB	6-2	230	7/10/61	3	Mississippi	FA

## Rookie Roster

NO.	NAME	POS.	HT.	WT.	BIRTH- DATE	HOW ACQ.	COLLEGE
90W	Adams, David	T	6-5	266	4/24/64	FA	Duke
47	Allen, Earl	CB	5-9	182	10/24/61	FA	Houston
41	Baker, Tony	RB	5-10	175	6/11/64	D10	E. Carolina
12	Busch, Michael	QB	6-3	218	2/08/63	FA	South Dakota St.
46W	Butler, Jerry	RB	5-11	193	12/07/62	FA	E. Tennessee St.
94R	Caravello, Joe	DT	6-2	266	6/06/63	FA	Tulane
75	Casillas, Tony	NT	6-3	280	10/26/63	D1a	Oklahoma
28	Clark, Bret	S	6-3	195	2/24/61	TR	Nebraska
86	Dixon, Floyd	WR	5-9	170	4/09/64	D6a	Stephen F. Austin
72W	Dukes, Jamie	G	6-1	280	6/14/64	FA	Florida State
99	Green, Tim	LB	6-2	249	12/16/63	D1b	Syracuse
83	Griffin, Steve	WR	6-0	190	12/24/64	D12	Purdue
11	Hegg, Chris	QB	6-3	201	1/05/64	D11	NE Missouri
73	Hudgens, Kevin	DT	6-4	266	6/14/64	D8	Idaho State
76W	Kniptash, David	T	6-5	287	9/06/63	FA	Missouri
21	Mangram, Tony	RB	5-10	187	9/22/64	FA	Georgia
98	Middleton, Ron	TE	6-2	252	7/17/65	FA	Auburn
35R	Moore, Robert	DB	5-11	185	8/15/64	FA	Northwestern State
4	Sawyer, Bob	P	6-1	200	11/18/62	FA	Baylor
93W	Sharron, Scott	TE	6-2	232	12/05/63	FA	Wisconsin
92W	Shepherd, Darryl	WR	6-4	190	11/11/63	FA	Pittsburgh
95	Starks, Kevin	TE	6-4	224	9/04/63	D9	Minnesota
8	Taylor, Eddie	PK	6-0	208	11/22/63	FA	Newberry
46R	Thompson, James	CB	5-10	170	7/01/60	FA	E. Central Oklahoma
94W	Tweet, Rodney	WR	6-2	189	2/20/64	FA	South Dakota
65	Upchurch, Andy	C	6-2	257	9/11/62	FA	Arkansas
35	Williams, Keith	RB	5-10	173	9/30/64	D6b	SW Missouri

## Pronunciation Guide

Benish — BENN ish  
 Casillas — KA see us  
 Croudip — KRU dip  
 Fralic — FRAIL ik  
 Kiewel — KEY well

Kniptash — NIP tash  
 Malancon — Muh LAHN sohn  
 Provence — PRAHV ence  
 Rade — RAY dee  
 Tyrrell — TER el  
 Whisenhunt — WIZZ in hunt

## LIMITED INSTANT REPLAY SYSTEM TO BE USED IN 1986

At the NFL Annual Meeting in March 1986, the clubs adopted (by a 23-4-1 vote) a one-year system of limited Instant Replay of officiating calls for 1986.

The NFL has discussed Instant Replay in some degree or other since the early 1970s. The League experimented in 1976 and 1978 using two basic frameworks—an independent system using cameras, replay machines, and technicians separate from the network covering the game, and a "no frills" approach using existing television coverage.

In 1985, the NFL used the network feed of nine nationally televised preseason games to experiment with the basic system that later was adopted for 1986. A total of 28 plays were examined closely (17 confirmed call, 4 were inconclusive, 1 was reversed, and 6 had no replay shown).

### *What is the objective of this system?*

The clubs feel that on certain plays the telecast viewed by the general public should be used to correct an indisputable error. The system will be used to reverse an on-field decision only when the Replay Official has *indisputable visual evidence* available to him that warrants the change.

### *Is the television network carrying the game part of the review process?*

No. Although the Replay Official will be viewing the live network feed, there is no communication to television personnel as to what plays to show or not to show.

### *What is the step-by-step procedure of a play review?*

The Replay Official will view game action and a play will be replayed immediately on one of the two monitors, while the other monitor continues to record the live feed.

The Replay Official makes a determination if further study of the play is

needed. If not, there is no contact with the field and play continues.

If the Replay Official believes an error may have been made, the Umpire will be contacted (via a paging device worn at the beltline), and he then will use a walkie-talkie for further communication with the Replay Official.

The Replay Official will watch replay(s) on one or both monitors and complete his review within a reasonable period (probably 15-20 seconds) after the play is over. (If there is a time out, the Replay Official would not be restricted to the 15-20-second period.)

The Replay Official will inform the Umpire of his decision, and the Referee will make the appropriate announcement on the wireless microphone.

The limited Instant Replay system concentrates on plays of possession or touching (e.g., fumbles, receptions, interceptions, muffs) and most plays governed by the sidelines, goal lines, end lines, and line of scrimmage (e.g., receiver or runner in or out of bounds, forward or backward passes, breaking the plane of the goal line).

However, the Instant Replay system will *not* include the following fouls: clipping; encroachment and offsides; grasp of facemask; false start; defensive pass interference; offensive pass interference; offensive holding and illegal use of hands; illegal batting or punching ball; illegal block on free kick or scrimmage kick; illegal crackback; illegal motion; illegal use of forearm or elbow; illegal use of hands by defense; illegally kicking the ball; illegally snapping the ball; intentional grounding; member of the punting team downfield early; illegal formation; palpably unfair act; piling on; roughing the passer; running into or roughing the kicker; striking, kicking, or kneeling; unnecessary roughness; unsportsmanlike conduct; and use of the helmet as a weapon.

# Regular Season Attendance

Year	Home Avg.	Road Avg.	Total Avg.
1966	52,017	49,292	50,654
1967	46,977	53,082	50,030
1968	42,501	48,985	45,743
1969	47,832	51,723	49,777
1970	51,854	57,381	54,617
1971	54,589	59,866	57,228
1972	51,974	60,033	56,004
1973	49,656	57,038	53,347
1974	37,858	55,397	46,627
1975	40,723	50,183	45,453
1976	37,874	47,831	42,853
1977	50,060	44,157	47,108
1978	54,366	46,072	50,219
1979	50,957	54,391	52,674
1980	55,182	56,444	55,813
1981	52,410	61,799	57,104
1982	43,530	62,409	51,920
1983	41,670	55,718	48,694
1984	39,044	51,523	43,283
1985	34,017	51,571	42,794
<b>Totals</b>	<b>46,802</b>	<b>53,570</b>	<b>50,626</b>

## Top Home Crowds

Attendance	Opponent	Date	Score
60,022	Dallas	1-4-81	27-30
59,257	Minnesota	10-30-77	7-14
58,850	28 times		

## Top Road Crowds

Attendance	Opponent	Date	Score
83,437	New Orleans	11-26-67	24-27
78,283	Cleveland	9-27-81	17-28
77,042	New Orleans	9-20-70	14-3
76,825	Cleveland	10-31-71	31-14
75,954	New Orleans	12-19-71	24-20

## Year-by-Year Home and Away

Year	Home	Away	Overall	Year	Home	Away	Overall
1966	1-6	2-5	3-11	1976	3-4	1-6	4-10
1967	1-5-1	0-7	1-12-1	1977	4-3	3-4	7-7
1968	1-6	1-6	2-12	1978	7-1	2-6	9-7
1969	4-3	2-5	6-8	1979	3-5	3-5	6-10
1970	3-4	1-4-2	4-8-2	1980	6-2	6-2	12-4
1971	4-3	3-3-1	7-6-1	1981	4-4	3-5	7-9
1972	4-3	3-4	7-7	1982	2-3	3-1	5-4
1973	4-3	5-2	9-5	1983	4-4	3-5	7-9
1974	2-5	1-6	3-11	1984	2-6	2-6	4-12
1975	3-4	1-6	4-10	1985	3-5	1-7	4-12
<b>Totals</b>	<b>65-79-1</b>	<b>46-95-3</b>	<b>111-174-4</b>				

(Falcons are 1-3 in playoffs, 1-1 at home and 0-2 on the road)

# 1985 Final Falcon Statistics

RECORD: 4-12

## RESULTS AND ATTENDANCE


(L).....	27	DETROIT	.....	28	H	37,785
(L).....	16	SAN FRANCISCO	.....	35	A	58,923
(L).....	28	DENVER	.....	44	H	37,903
(L).....	6	LA RAMS	.....	17	A	49,870
(L).....	17	SAN FRANCISCO	.....	38	H	44,740
(L).....	26	SEATTLE	.....	30	A	60,430
(W).....	31	NEW ORLEANS	.....	24	H	44,784
(L).....	10	DALLAS	.....	24	A	57,941
(L).....	10	WASHINGTON	.....	44	H	42,209
(L).....	17	PHILDELPHIA	.....	23ot	A	63,694
(W).....	30	LA RAMS	.....	14	H	29,960
(L).....	0	CHICAGO	.....	36	A	65,790
(L).....	24	LA RAIDERS	.....	34	H	20,585
(L).....	10	KANSAS CITY	.....	38	A	18,199
(W).....	14	MINNESOTA	.....	13	H	14,167
(W).....	16	NEW ORLEANS	.....	10	A	37,717

## 1985 TEAM STATISTICS

	ATL.	OPP.
TOTAL FIRST DOWNS.....	296	329
Rushing.....	149	112
Passing.....	132	181
Penalty.....	15	36
3rd Down: Made/Att.....	86/236 36.4	98/217 45.2
4th Down: Made/Att.....	12/25 48.0	9/15 60.0
TOTAL NET YARDS.....	4960	5850
Avg. Per Game.....	310.0	365.6
Total Plays.....	1090	1014
Avg. Per Play.....	4.6	5.8
NET YARDS RUSHING.....	2466	2052
Avg. Per Game.....	154.1	128.3
Total Rushes.....	559	437
NET YARDS PASSING.....	2494	3798
Avg. Per Game.....	155.9	237.4
Tackled/Yards Lost.....	69/531	42/331
Gross Yards.....	3025	4129
Attempts/Completions.....	462/254	535/289
Pct. of Completions.....	55.0	54.0
Had Intercepted.....	20	22
PUNTS AVERAGE.....	89/42.2	69/42.1
NET PUNTING AVG.....	36.0	36.0
PENALTIES/YARDS.....	125/1149	97/738
FUMBLES/BALL LOST.....	23/10	18/12
TOUCHDOWNS.....	30	57
Rushing.....	14	24
Passing.....	13	32
Returns.....	3	1
TOTAL POINTS.....		

## SCORE BY PERIODS

	1	2	3	4	OT	Total
FALCONS	68	90	33	91	0	282
Opp.	45	153	89	159	6	452



# 1985 Individual Statistics

RUSHING	No.	Yds.	Avg.	Long	TD
Riggs	397	1719	4.3	50	10
Archer	70	347	5.0	29t	2
J Washington	52	210	4.0	14	1
Austin	20	110	5.5	17	0
Pridemore	1	48	48.0	48	0
Holly	3	36	12.0	20t	1
Barkowski	4	9	2.3	5	0
Whisenhunt	1	3	3.0	3	0
Bailey	1	-3	-3.0	-3	0
Donnelly	2	-5	-2.5	0	0
B. Johnson	8	-8	-1.0	6	0
FALCONS TOTAL	559	2466	4.4	50	14
Opp. Total	437	2052	4.7	66	24

INTERCEPTIONS	No.	Yds.	Avg.	Long	TD
Butler	5	-4	-0.8	0	0
Case	4	78	19.5	47	0
Cason	3	30	10.0	22	0
Pridemore	2	45	22.5	36	0
Rade	2	42	21.0	38t	1
Greene	2	27	13.5	27	0
Frye	1	20	20.0	20	0
Britt	1	8	8.0	8	0
Pitts	1	1	1.0	1	0
Curry	1	0	0.0	0	0
FALCONS TOTAL	22	247	11.2	47	1
Opp. Total	20	172	8.6	32	0

RECEIVING	No.	Yds.	Avg.	Long	TD
B Johnson	62	830	13.4	62t	5
J. Washington	37	328	8.9	34	1
Cox	33	454	13.6	62t	2
Riggs	33	267	8.1	44	0
Bailey	30	364	12.1	31	0
Brown	24	412	17.2	48	2
Allen	14	207	14.8	37t	2
C. Benson	10	37	3.7	6	0
Matthews	7	57	8.1	15	1
Whisenhunt	3	48	16.0	29	0
Austin	1	21	21.0	21	0
FALCONS TOTAL	254	3025	11.9	62t	13
Opp. Total	289	4129	14.3	99t	32

KICKOFF RETURNS	No.	Yds.	Avg.	Long	TD
Stamps	4	89	22.3	32	0
Austin	39	838	21.5	94t	1
Wagoner	13	262	20.2	32	0
K. Johnson	1	20	20.0	20	0
Allen	8	140	17.5	26	0
Tyrell	1	13	13.0	13	0
Matthews	1	11	11.0	11	0
Whisenhunt	4	33	8.3	14	0
R. Washington	1	0	0.0	0	0
FALCONS TOTAL	72	1406	19.5	94t	1
Opp. Total	62	1133	18.3	37	0

PUNT RETURNS	No.	FC	Yds.	Avg.	Long	TD
B. Johnson	10	0	82	8.2	18	0
Allen	21	8	141	6.7	19	0
FALCONS TOTAL	31	8	223	7.2	19	0
Opp. Total	52	10	417	8.0	32	0

FIELD GOALS (STARRED GOOD)	1-19	20-29	30-39	40-49	50+	Total
Luckhurst	0/0	7/9	8/10	8/11	1/1	24/31
Falcons Total	0/0	7/9	8/10	8/11	1/1	24/31
Opp. Total	0/0	3/4	7/9	6/9	1/1	17/23

Luckhurst (46\*, 31\*); (24\*, 48\*, 29\*); (); (44\*, 47\*); (45\*); (25\*, 52\*, 48\*, 40\*); (31\*); (38\*, 46, 27); (28\*); (27\*, 42); (39\*, 27\*, 38\*); (); (39\*); (37\*); (24, 37); (39, 48\*, 46, 31\*, 22\*).

SCORING	TDR	TDP	TDRt	PAT	FG	S	TP
Luckhurst	0	0	0	29/29	24/31	0	101
Riggs	10	0	0	0/0	0/0	0	60
B. Johnson	0	5	0	0/0	0/0	0	30
Allen	0	0	0	0/0	0/0	0	12
Archer	2	0	0	0/0	0/0	0	12
Brown	0	2	0	0/0	0/0	0	12
Cox	0	2	0	0/0	0/0	0	12
Washington	1	1	0	0/0	0/0	0	12
Austin	0	0	1	0/0	0/0	0	6
Gann	0	0	1	0/0	0/0	0	6
Holly	1	0	0	0/0	0/0	0	6
Matthews	0	1	0	0/0	0/0	0	6
Rade	0	0	1	0/0	0/0	0	6
Bryan	0	0	0	1/1	0/0	0	1
Falcons Total	14	13	3	30/30	24/31	0	282
Opp. Total	24	32	1	55/56	17/23	2	452

PUNTING	No.	Yds.	Avg	TB	In 20	LG	Bk
Donnelly	59	2574	43.6	5	18	68	0
Giacomarro	29	1157	39.9	2	1	52	0
Luckhurst	1	26	26.0	0	1	26	0
FALCONS TOTAL	89	3757	42.2	7	20	68	0
Opp. Total	69	2904	42.1	10	10	75	0

PASSING	Att.	Comp	Yds	Pct.	Avg. Att.	TD	Pct.	Int.	Pct. Int.	LG	Lost Att.	Rat.
Archer	312	161	1992	51.6	6.38	7	2.2	17	5.4	62t	43/312	56.5
Barkowski	111	69	738	62.2	6.65	5	4.5	1	0.9	62t	18/158	92.8
Holly	39	24	295	61.5	7.56	1	2.6	2	5.1	44	8.61	72.3
FALCONS TOTAL	462	254	3025	55.0	6.55	13	2.8	20	4.3	62t	69/531	66.6
Opp. Total	535	289	4129	54.0	7.72	32	5.9	22	4.1	99t	42/331	81.8

# 1984 Defensive Statistics

Player	Tackles	Assists	Sacks/Yards	Intercepts	Passes Def.	Fumbles Rec.	Blocked Kicks
Curry	82	55	0/0	1/0	6	0	0
Bryan	64	36	7.5/64	0	2	0	0
Pitts	61	41	7.5/62	1/1	2	1	0
Case	58	37	1/11	4/78	8	1	0
Richardson	52	28	3.5/24	0	0	0	0
Rade	43	52	4.5/23.5	2/42	2	0	0
Butler	43	25	0/0	5/-4	21	0	0
Cason	42	15	0/0	3/30	14	2	0
Frye	41	37	4/33	1/20	1	1	0
Gann	40	29	5/41	0	1	1	0
Benish	36	45	3.5/25.5	0	2	1	2(FGs)
Pridemore	30	22	0/0	2/45	4	0	0
R. Washington	25	22	1/6	0	1	1	0
Greene	25	10	0/0	2/27	5	0	0
Taylor	21	11	1/16	0	0	1	0
Jackson	16	15	0/0	0	0	0	0
Johnson	14	13	0/0	0	1	0	0
Pillers	11	7	1.5/5	0	0	0	0
Benson	11	8	1/13	0	2	0	0
Provence	5	12	1/7	0	1	0	0
Britt	3	1	0/0	1/8	1	0	0
Wagoner	2	1	0/0	0	0	1	0
Croudip	4	0	0/0	0	2	1	0
Pleasant	1	1	0/0	0	0	0	0
Goff	1	1	0/0	0	0	0	0
Harris	1	0	0/0	0	0	1	0
Whisenhunt	0	0	0/0	0	0	0	0
TOTALS	732	522	42/331	22/247	76	12	2

Forced Fumbles (13): Bryan (2), Pitts (2), Frye (2), Wagoner (1), Case (1), T. Benson (1), Tyrrell (1), Taylor (1), Cason (1), Rade (1).

# '85 in Review



### Game 1

## Detroit 28, Atlanta 21

Atlanta Fulton County Stadium 37,785

James Britt picked off an Eric Hipple pass the second play of the game, and seven consecutive runs by Gerald Riggs gave the Falcons a 7-0 lead. They pushed the margin to 14-0 before the period was over, but could only add a TD and two field goals the final three stanzas. Meanwhile, the Lions rallied twice in the second period and twice in the third period. The game's crucial play came in the second period when the Falcons were called offsides following a successful Lions field goal. Detroit took the penalty and eventually got seven points for the three.

Detroit .....	0	14	14	0	28
ATLANTA .....	14	7	0	6	27

Atl.—Riggs, 1 run (Luckhurst kick)

Atl.—Brown, 12 pass from Bartkowski (Bryan pass from Archer)

Det.—Jones, 8 pass from Hipple (Murray kick)

Det.—Chadwick, 15 pass from Hipple (Murray kick)

Atl.—Johnson, 35 pass from Bartkowski (Luckhurst kick)

Det.—Chadwick, 9 pass from Hipple (Murray kick)

Det.—Jones, 21 run (Murray kick)

Atl.—Luckhurst, 46 FG

Atl.—Luckhurst, 31 FG

	Falcons	Lions
First Downs	21	16
Net Yards Gained	300	286
Rushing Yardage	160	130
Passing Yardage	140	156
Passes/Comp/Had Ints.	23/16/0	23/9/2
Punts	6-40.5	5-45.2
Fumbles/Lost	3/1	0/0
Penalties	8/44	11/84

#### Rushing

Falcons—Riggs 31-131-1td, Austin 2-21, Washington 1-12, Bartkowski 1-4, Johnson 2-(-8)

Lions—Jones 10-75-1td, Montgomery 19-54, Moore 1-5, Hipple 3-(-4)

#### Passing

Falcons—Bartkowski 23-16-0-179-2td-5sk

Lions—Hipple 23-9-2-188-3td-4sk

#### Receiving

Falcons—Washington 5-39, Brown 4-48-1td, Riggs 3-27, Johnson 1-35-1td, Bailey 1-22, Cox 1-7, Benson 1-1

Lions—Chadwick 3-80-2td, Jones 3-50-1td, Thompson 2-24, Lewis 1-34

### Game 2

## San Francisco 35, Atlanta 16

Candlestick Park 58,923

For the second week in a row the Falcons struck first, surging to a 10-0 lead. And then injuries struck the Falcons. By late in the third period Atlanta had lost three of its six defensive backs. The 49ers used a balanced attack to keep the Falcons at bay, accumulating 196 yards rushing and 204 passing. Roger Craig put the game out of reach in the fourth period with a 62-yard TD run. He amassed 107 rushing and 77 receiving yards on the afternoon. Gerald Riggs, who had 65 yards at halftime, only accumulated 27 the second half as the Falcons were forced to the air.

ATLANTA .....	7	3	3	3	16
San Francisco ..	0	0	14	21	35

Atl.—Allen, 17 pass from Bartkowski (Luckhurst kick)

Atl.—Luckhurst, 24 FG

SF—Craig, 9 run (Wersching kick)

Atl.—Luckhurst, 48 FG

SF—Montana, 1 run (Wersching kick)

SF—Clark, 9 pass from Montana (Wersching kick)

SF—Craig, 62 run (Wersching kick)

Atl.—Luckhurst, 29 FG

SF—Tyler, 4 run (Wersching kick)

	Falcons	49ers
First Downs	18	23
Net Yards Gained	253	380
Rushing Yardage	123	196
Passing Yardage	130	184
Passes/Comp/Had Ints.	28-23-0	26-19-1
Punts	5-43.0	4-40.8
Fumbles/Lost	2-1	0-0
Penalties	9-78	7-50

#### Rushing

Falcons—Riggs 21-92, Austin 3-24, Archer 1-7, Washington 3-5, Donnelly 1-0, Johnson 1-(-5)

49ers—Craig 11-107-2td, Tyler 10-54-1td, Montana 4-33, Ring 3-9, Harmon 1-0, Rice 1-(-7)

#### Passing

Falcons—Bartkowski 30-19-0-150-1td-5sk, Archer 8-4-0-30-0td-1sk

49ers—Montana 26-19-1-204-1td-3sk

#### Receiving

Falcons—Bailey 4-48, Johnson 4-23, Allen 3-36-1td, Cox 3-18, Riggs 3-15, Brown 2-21, Benson 2-9, Matthews 1-6, Washington 1-4

49ers—Craig 6-77, Solomon 5-48, Clark 4-31-1td, Rice 2-35, Francis 2-13.

### Game 3

## Denver 44, Atlanta 28

Atlanta Fulton County Stadium 37,903

This one was really a lot closer than the final score indicated. The Falcons led 28-27 entering the fourth period. The Broncos went ahead 34-28 early in the final stanza on a Gene Lang two-yard TD run. The critical play in the 67-yard drive was a 42-yard interference penalty. On the Falcons' next series, Billy Johnson was stopped a yard short at the Denver 38 on a fourth down attempt. On the next Falcon series, Atlanta fumbled after a 31-yard completion to Stacey Bailey into Denver territory. The Broncos, meanwhile, capitalized on both, adding another 10 points to their score.

Denver	7	14	6	17	44
ATLANTA	7	7	14	0	28

Den.—V. Johnson, 63 pass from Elway (Karlis kick)

Atl.—Rade, 38 interception return (Luckhurst kick)

Den.—Sampson, 17 pass from Elway (Karlis kick)

Atl.—Riggs, 1 run (Luckhurst kick)

Den.—Winder, 1 run (Karlis kick)

Atl.—B. Johnson, 62 pass from Bartkowski (Luckhurst kick)

Den.—Karlis, 42 FG

Den.—Karlis, 25 FG

Atl.—B. Johnson, 6 pass from Bartkowski (Luckhurst kick)

Den.—Lang, 2 run (Karlis kick)

Den.—Karlis, 47 FG

Den.—B. Johnson, 31 pass from Elway (Karlis kick)

	Falcons	Broncos
First Downs	16	27
Net Yards Gained	333	428
Rushing Yardage	100	148
Passing Yardage	233	280
Passes/Comp/Had Ints.	32-19-1	38-19-2
Punts	6-42-0	3-40-0
Fumbles/Lost	2-1	1-0
Penalties	6-103	7-41

#### Rushing

Falcons—Riggs 22-69-1td, Washington—3-23, Bartkowski 1-5, Austin 1-3

Broncos—Lang 17-77-1td, Elway 6-32, Winder 14-31-1td, V. Johnson 1-5, Willhite 1-3

#### Passing

Falcons—Bartkowski 27-16-1-226-2td-3sk, Archer 5-3-0-45-0td-1sk

Broncos—Elway 38-19-2-291-3td-2sk

#### Receiving

Falcons—Johnson 7-110-2td, Brown 4-81, Washington 3-23, Bailey 2-37, Matthews 1-8, Riggs 1-7, Allen 1-5

Broncos—V. Johnson 4-96-1td, Watson 4-81, Lang 3-25, Winder 3-12, B. Johnson 2-41-1td, Sampson 2-33-1td, Willhite 1-3.

### Game 4

## L.A. Rams 17, Atlanta 6

Anaheim Stadium 49,870

Both Eric Dickerson and Steve Bartkowski left the game with injuries. With Dickerson gone, the Rams went with the passing of Dieter Brock. He completed 16 of 20 (80%) for 215 yards and two TDs. Meanwhile, the Falcons never mustered much of a scoring threat. Gerald Riggs was held to 61 yards, only 14 in the second half as the Falcons tried to overcome a 17-6 deficit on the arm of reserve quarterback Dave Archer. The Falcons failed to capitalize in the second half on a third down conversion until late in the game.

ATLANTA	0	3	3	0	6
L.A. Rams	0	10	7	0	17

Atl.—Luckhurst, 44 FG

LA—Ellard, 64 pass from Brock (Lansford kick)

LA—Lansford, 52 FG

Atl.—Luckhurst, 47 FG

LA—Duckworth, 13 pass from Brock (Lansford kick)

	Falcons	Rams
First Downs	18	14
Net Yards Gained	258	283
Rushing Yardage	104	106
Passing Yardage	154	177
Passes/Comp/Had Ints.	34-18-1	20-16-0
Punts	5-40-2	5-45-0
Fumbles/Lost	0-0	0-0
Penalties	6-40	6-39

#### Rushing

Falcons—Riggs 18-61, Archer 5-29, Washington 3-7, John 2-4, Whisenhunt 1-3

Rams—Redden 18-74, Dickerson 7-26, White 4-6

#### Passing

Falcons—Bartkowski 13-7-0-67-0td-3sk, Archer 21-11-1-114-0td-0sk

Rams—Brock 20-16-0-215-2td-4sk

#### Receiving

Falcons—Brown 4-47, Washington 4-27, Johnson 3-35, Bailey 3-17, Allen 2-27, Matthews 1-15, Riggs 1-13

Rams—Ellard 5-123-1td, Duckworth 4-34-1td, Hunter 2-28, Hill 2-16, Redden 2-10, Dickerson 1-4

Game 5

San Francisco 38, Atlanta 17

Atlanta Fulton County 44,740

Nearly 900 yards total offense was amassed by these two teams. The Falcons totaled 386 yards, including 271 via the air, their best passing day of the year. Unfortunately, the 499 yards afforded the 49ers and 420 allowed passing were top marks by an opponent for the '85 season. Joe Montana hit 37 of 57 for five TDs and was not intercepted once. Roger Craig caught 12 passes for 167 yards and a TD. Montana's five TDs and Craig's 12 receptions were all-time records against Atlanta. Nevertheless, the Falcons were close entering the final stanza when a Dave Archer TD run pushed the score to 17-10. Montana answered with two TDs within 20 seconds three minutes later to put the game out of reach.

San Francisco ..	7	3	7	21	38
ATLANTA .....	0	3	0	14	17

- SF—Craig, 46 pass from Montana (Wersching kick)
- Atl.—Luckhurst, 45 FG
- SF—Wersching, 37 FG
- SF—Tyler, 14 pass from Montana (Wersching kick)
- Atl.—Archer, 29 run (Luckhurst kick)
- SF—Rice, 25 pass from Montana (Wersching kick)
- SF—Frank, 5 pass from Montana (Wersching kick)
- Atl.—Holly, 20 run (Luckhurst kick)
- SF—Clark, 32 pass from Montana (Wersching kick)

	Falcons	49ers
First Downs	22	30
Net Yards Gained	386	499
Rushing Yardage	115	79
Passing Yardage	271	420
Passes/Comp/Had Ints.	45-31-0	57-37-0
Punts	6-39-0	4-36.5
Fumbles/Lost	2-2	1-0
Penalties	6-45	8-60

**Rushing**

- Falcons—Riggs 14-43, Archer 2-36-1td, Holly 2-32-1td, Washington 1-4
- 49ers—Tyler 11-57, Craig 3-15, Montana 4-6, Ring 1-1

**Passing**

- Falcons—Bartkowski 18-11-0-116-0td-2sk, Archer 11-9-0-87-0td-2sk, Holly 16-11-0-132-0td-2sk.
- 49ers—Montana 57-37-0-429-5rd-1sk

**Receiving**

- Falcons—Johnson 8-89, Washington 6-51, Riggs 5-45, Cox 4-61, Bailey 3-33, Allen 2-26, Austin 1-21, Whisenhunt 1-6, Benson 1-3
- 49ers—Craig 12-167-1td, Clark 6-80-1td, Tyler 6-56-1td, Francis 5-49, Rice 3-42-1td, Solomon 2-18, Frank 2-14-1td, Harmon 1-3.

Game 6

Seattle 30, Atlanta 26

Kingdome 60,430

The Falcons entered 0-5 but late in the fourth period it appeared as if their first win was imminent. Dave Archer had directed the Falcons from a 21-9 fourth period deficit to a 26-21 lead. Seattle had third and 17 from their own seven but Dave Krieg hit Steve Largent for a 27 yard gain. Moments later it was fourth and one from their own 43 and Curt Warner gained four. Krieg then hit Byron Walker for 13 on a third and 12 to keep the drive alive. He hit Largent for 10 on a fourth and four. Krieg then found Paul Skansi with :35 remaining for the winning 12-yard score, dropping Atlanta to 0-6.

ATLANTA .....	0	6	3	17	26
Seattle .....	7	0	7	16	30

- Sea.—Largent, 12 pass from Krieg (Johnson kick)
- Atl.—Luckhurst, 25 FG
- Atl.—Luckhurst, 52 FG
- Atl.—Luckhurst, 48 FG
- Sea.—Young, 32 pass from Krieg (Largent run)
- Sea.—Walker, 24 pass from Krieg (Johnson kick)
- Atl.—Johnson, 12 pass from Archer (Luckhurst kick)
- Atl.—Allen, 37 pass from Archer (Luckhurst kick)
- Atl.—Luckhurst, 40 FG
- Sea.—Skansi, 12 pass from Krieg (Johnson kick)
- Sea.—Safety, ball out of end zone

	Falcons	Seahawks
First Downs	20	22
Net Yards Gained	350	421
Rushing Yardage	163	63
Passing Yardage	187	358
Passes/Comp/Had Ints.	27-14-1	51-33-1
Punts	4-41.3	4-39.3
Fumbles/Lost	2-0	2-2
Penalties	8-70	9-83

**Rushing**

- Falcons—Riggs 23-139, Archer 5-18, Washington 2-6, Austin 4-3, Bailey 1-(-3).
- Seahawks—Warner 12-66, Krieg 2-0, Hughes 1-(-1), Finzer 1-(-2)

**Passing**

- Falcons—Archer 27-14-1-209-2td-2sk
- Seahawks—Krier 51-33-1-405-4td-4sk

**Receiving**

- Falcons—Allen 3-81-1td, Johnson 3-32-1td, Cox 2-29, Washington 2-15, Whisenhunt 1-29, Bailey 1-14, Riggs 1-7, Benson 1-2
- Seahawks—Largent 8-103-1td, Young 7-91-1td, Hughes 5-48, Warner 4-18, Walker 3-48-1td, Franklin 3-22, Skansi 2-21-1td, Turner 1-54.

Game 7

Atlanta 31, New Orleans 24

Atlanta Fulton County Stadium 44,784

The Falcons seemed to have this one well in hand until the final minute of play. Dave Archer and Gerald Riggs combined for 345 of the Falcons 377 yards. Those efforts gave Atlanta a comfortable 31-17 edge and the ball with less than a minute remaining. But Archer fumbled on a bootleg and Frank Warren ambled 50 yards for a TD. The Saints recovered the onside kick and had two shots passing into the endzone before the final gun sounded. The Falcons had escaped with their first win, but they had made it a thriller to the end.

New Orleans	....	0	10	0	14	24
ATLANTA	.....	7	7	7	10	31

Atl.—Riggs, 3 run (Luckhurst kick)

NO—W. Wilson, 11 pass from D. Wilson (Andersen kick)

Atl.—Gann, 42 fumble return (Luckhurst kick)

NO—Andersen, 33 FG

Atl.—Archer, 18 run (Luckhurst kick)

Atl.—Luckhurst, 31 FG

NO—Brenner, 28 pass from D. Wilson (Andersen kick)

Atl.—Austin, 94 kickoff return (Luckhurst kick)

NO—Warren, 50 fumble return (Andersen kick)

	Falcons	Saints
First Downs	23	18
Net Yards Gained	377	365
Rushing Yardage	129	78
Passing Yardage	248	287
Passes/Comp/Had Ints.	45-19-4	30-20-3
Punts	5-39.8	5-43.2
Fumbles/Lost	2-1	1-1
Penalties	12-82	9-83

Rushing

Falcons—Riggs 26-97-1td, Archer 7-29-1td, Austin 2-8, Johnson 1(-5).

Saints—W. Wilson 8-38, Campbell 6-23, Wattleit 1-19, Anthony 1-6

Passing

Falcons—Archer 30-20-3-250-0td-1sk

Saints—D. Wilson 45-19-4-300-2td-4sk

Receiving

Falcons—Johnson 11-153, Bailey 2-37, Cox 2-22, Washington 2-13, Whisenhunt 1-13, Allen 1-9, Benson 1-3.

Saints—Brenner 6-111-1td, Anthony 4-47, Martin 3-82, W. Wilson 3-14-1td, Scott 2-23, Hardy 1-23

Game 8

Dallas 24, Atlanta 10

Texas Stadium 57,941

No player had gained 100 yards rushing against Dallas, but after two series, it was evident that Gerald Riggs would. Midway through the first period the Falcons led 10-0 and Riggs had carried nine times for 64 yards already. Dallas fought back, however, inspired by a 60-yard TD run by Tony Dorsett which gave it a 14-10 halftime lead. The Falcons, who had 164 yards at half, could only muster 89 in the second half as they turned the ball over three times. Riggs finished with 127 yards but Falcon quarterbacks completed only 44 percent of their passes and were intercepted four times. Mick Luckhurst had his consecutive FG streak stopped at 17.

ATLANTA	.....	7	3	0	0	10
Dallas	.....	0	17	0	7	24

Atl.—Matthews, 3 pass from Archer (Luckhurst kick)

Atl.—Luckhurst, 38 FG

Dal.—Hill, 35 pass from White (Septien kick)

Dal.—Dorsett, 60 run (Septien kick)

Dal.—Septien, 28 FG

Dal.—D. White, 1 run (Septien kick)

	Falcons	Cowboys
First Downs	18	28
Net Yards Gained	253	461
Rushing Yardage	162	109
Passing Yardage	91	352
Passes/Comp/Had Ints.	27-12-4	47-27-3
Punts	4-41.5	4-36.5
Fumbles/Lost	1-0	1-1
Penalties	10-115	7-60

Rushing

Falcons—Riggs 24-127, Austin 2-17, Washington 2-8, Johnson 1-5, Archer 4-5

Cowboys—Dorsett 19-60-1td, D. White 3-12-1td, Lavette 2-4, Newsome 1-3

Passing

Falcons—Archer 23-9-3-99-1td-5sk, Holly 4-3-1-26-0td-0sk

Cowboys—D. White 47-27-3-362-1td-1sk

Receiving

Falcons—Cox 5-56, Washington 4-42, Johnson 2-24, Matthews 1-3-1td

Cowboys—Hill 10-161-1td, Renfro 6-84, Dorsett 4-44, Cosbie 3-31, Newsome 2(-2), Powe 1-32, Jones 1-12

### Game 9

## Washington 44, Atlanta 10

Atlanta Fulton County Stadium 42,209

The game was not as close as the final score indicated. The Redskins rushed the ball with a vengeance, rolling up 307 yards on the ground. Both George Rogers and Keith Griffin gained over 100 yards and Joe Theismann threw 24 times without an interception. Gerald Riggs was busy himself gaining more than 100 yards for the third time in four weeks, but the passing game could not get untracked, completing on 13 of 29 with five sacks and an interception. The Falcons' defense had allowed only 87 rushing yards per game the five previous weeks, but the usually stalwart front line did not stand up to the Redskins this afternoon.

Washington ..... 3 28 3 10 44  
 ATLANTA ..... 3 0 0 7 10

Atl.—Luckhurst, 28 FG

Wash.—Moseley, 39 FG

Wash.—Griffin, 5 run (Moseley kick)

Wash.—Theismann, 11 run (Moseley kick)

Wash.—Rogers, 1 run (Moseley kick)

Wash.—Monk, 34 pass from Theismann (Moseley kick)

Wash.—Moseley, 40 FG

Wash.—Moseley, 48 FG

Wash.—Griffin, 66 run (Moseley kick)

Atl.—Cox, 14 pass from Holly (Luckhurst kick)

	Falcons	Redskins
First Downs	14	24
Net Yards Gained	298	461
Rushing Yardage	169	307
Passing Yardage	129	154
Passes/Comp/Had Ints.	29-13-1	24-13-0
Punts	6-47.2	1-53.0
Fumbles/Lost	0-0	1-1
Penalties	8-52	1-5

#### Rushing

Falcons—Riggs 22-127, Washington 3-27, Archer 3-16, Holly 2-4, Donnelly 1-(-5)

Redskins—Griffin 16-164-2td, Rogers 16-124-1td, Theismann 3-16-1td, Walker 1-4, Schroeder 1-(-1)

#### Passing

Falcons—Archer 12-4-0-36-0td-2sk, Holly 17-9-1-131-1td-3sk

Redskins—Theismann 24-13-0-178-1td-3sk

#### Receiving

Falcons—Cox 4-44, Riggs 3-68, Washington 2-18, Johnson 2-16, Brown 1-17, Benson 1-4

Redskins—Monk 6-106-1td, Clark 3-42, Didier 2-17, Griffin 1-8, Warren 1-5

### Game 10

## Philadelphia 23, Atlanta 17

Veterans Stadium 63,694

What a finish! The Falcons had played lethargically the first three periods and trailed 17-0. Down 14-0 at intermission, they had only three first downs and 64 yards offense. But Gerald Riggs got untracked the second half, rushing for 100 yards in the final two periods. Atlanta tied the game 17-17 with 2:32 to play and had a chance to win on the final play of regulation when Mick Luckhurst missed a 42-yard field goal. On the Eagles' first series in overtime, Ron Jaworski hit Mike Quick for a 99-yard TD pass to end the game suddenly and dramatically.

ATLANTA ..... 0 0 0 17 0 17  
 Philadelphia .... 0 14 3 0 6 23

Phi.—E. Jackson, 8 Run (McFadden kick)

Phi.—Jaworski, 1 run (McFadden kick)

Phi.—McFadden 30 FG

Atl.—Washington, 18 pass from Archer (Luckhurst kick)

Atl.—Riggs, 1 run (Luckhurst kick)

Atl.—Luckhurst, 27 FG

Phi.—Quick, 99 pass from Jaworski (no kick)

	Falcons	Eagles
First Downs	20	15
Net Yards Gained	310	330
Rushing Yardage	219	95
Passing Yardage	91	235
Passes/Comp/Had Ints.	25-12-2	30-11-2
Punts	7-52.1*	6-44.3
Fumbles/Lost	1-0	1-0
Penalties	7-50	4-23

#### Rushing

Falcons—Riggs 27-129-1td, Archer 9-73, Washington 2-10, Austin 1-6, Johnson 1-1

Eagles—E. Jackson 19-74-1td, Haddix 5-17, Hunter 1-3, Jaworski 1-1-1td

#### Passing

Falcons—Archer 25-12-2-133-1td-6sk

Eagles—Jaworski—30-11-2-258-1td-3sk

#### Receiving

Falcons—Bailey 5-51, Cox 2-40, Washington 2-31-1td, Benson 2-10, Riggs 1-1

Eagles—Quick 3-145-1td, Johnson 2-47, Spagnola 2-28, E. Jackson 2-10, K. Jackson 1-21, Haddix 1-7.

### Game 11

**Atlanta 30, L.A. Rams 14**  
Atlanta Fulton County Stadium 29,960

This was unquestionably the Falcons' finest performance of the season. They controlled the ball for more than 43 minutes and had a season low five penalties. They rushed the ball 53 times with Gerald Riggs gaining over 100 yards for the fourth straight week. They had the ball 86 plays to the Rams' 42. Plainly and simply, the Falcons dominated from the outset. By halftime the score was 20-0. It was as close as the Falcons would get to a laugh all year. The Rams' rushing, passing, and total yardage figures were the fewest yielded all year by the Falcons' defense.

<b>L.A. Rams</b> .....	<b>0</b>	<b>0</b>	<b>0</b>	<b>14</b>	<b>14</b>
<b>ATLANTA</b> .....	<b>10</b>	<b>10</b>	<b>3</b>	<b>7</b>	<b>30</b>

Atl.—Luckhurst, 39 FG  
Atl.—Riggs, 3 run (Luckhurst kick)  
Atl.—Riggs, 1 run (Luckhurst kick)  
Atl.—Luckhurst, 27 FG  
Atl.—Luckhurst, 38 FG  
LA—Dickerson, 1 run (Lansford kick)  
LA—Brown, 43 pass from Brock (Lansford kick)  
Atl.—Riggs, 1 run (Luckhurst kick)

	Falcons	Rams
First Downs	22	9
Net Yards Gained	290	177
Rushing Yardage	158	45
Passing Yardage	132	132
Passes/Comp/Had Ints.	30-15-0	25-11-2
Punts	6-46.2	7-42.3
Fumbles/Lost	3-1	3-3
Penalties	5-68	4-30

#### Rushing

Falcons—Riggs 41-123-3td, Austin 4-28, Washington 2-7, Archer 6-0  
Rams—Dickerson 11-41-1td, Redden 2-4

#### Passing

Falcons—Archer 30-15-0-158-0td-3sk  
Rams—Brock 23-11-2-157-1td-4sk, Kemp 2-0-0-0-0td-0sk

#### Receiving

Falcons—Riggs 5-16, Bailey 3-26, Johnson 2-32, Allen 2-23, Cox 1-31, Brown 1-23, Washington 1-7  
Rams—Hunter 5-44, Brown 2-54-1td, Ellard 2-34, Duckworth 1-22, Hill 1-3

### Game 12

**Chicago 36, Atlanta 0**  
Soldier Field 61,700

Midway through the second period the Falcons were hanging to a 6-0 deficit. The offense was having a difficult time getting untracked, but the defense was playing well. Walter Payton broke loose for a 40-yard TD run following a 30-yard interference call and the Falcons were finding it more and more difficult to hang in. On the Bears' next series, Steve Fuller hit Willie Gault on consecutive passes of 20 and 50 yards before William Perry crashed over from a yard out to give Chicago a 20-0 halftime bulge. The Bears' defense kept the Falcons from ever getting back in the game, although they could not hold Gerald Riggs in check. He went over 100 yards for the fifth consecutive game, becoming the only player to go over 100 against Chicago in '85.

<b>ATLANTA</b> .....	<b>0</b>	<b>0</b>	<b>0</b>	<b>0</b>	<b>0</b>
<b>Chicago</b> .....	<b>0</b>	<b>20</b>	<b>7</b>	<b>9</b>	<b>36</b>

Chi.—Butler, 35 FG  
Chi.—Butler, 32 FG  
Chi.—Payton, 40 run (Butler kick)  
Chi.—Perry, 1 run (Butler kick)  
Chi.—Thomas, 2 run (Butler kick)  
Chi.—Safety, Waechter tackles Holly in end zone  
Chi.—Sanders, 1 run (Butler kick)

	Falcons	Bears
First Downs	10	24
Net Yards Gained	119	379
Rushing Yardage	141	196
Passing Yardage	(-22)	195
Passes/Comp/Had Ints.	17-3-2	24-12-0
Punts	7-38.4	4-37.5
Fumbles/Lost	1-1	1-1
Penalties	9-82	5-45

#### Rushing

Falcons—Riggs 30-110, Archer 3-19, Washington 3-12, Austin 1-0  
Bears—Payton 20-102-1td, Gentry 6-30, Thomas 6-26-1td, Sanders 5-19-1td, Fuller 2-11, Suhey 2-4, Tomczak 1-3, Perry 1-1-1td.

#### Passing

Falcons—Archer 15-2-2-10-0td-3sk, Holly 2-1-0-6-0td-2sk  
Bears—Fuller 20-10-0-151-0td-1sk, Tomczak 4-2-0-33-0td-0sk

#### Receiving

Falcons—Cox 2-15, Riggs 1-1  
Bears—Wrightman 3-40, Pauton 3-20, Gault 2-70, Moorehead 2-39, Gentry 1-12, Sanders 1-9, McKinon 1-6

### Game 13

**L.A. Raiders 34, Atlanta 24**

Atlanta Fulton County Stadium 20,585

Spurred by the running of Marcus Allen, Los Angeles scored three unanswered touchdowns in the second half. The Raiders had trailed 17-13 at intermission, but Allen, who finished the day with 156 yards, scored on a four-yard pass midway through the third stanza and kept the Falcon defense at bay with his runs. He and Gerald Riggs were tied at the half with 75 yards apiece, but the Falcons were forced to the airways to try to catch up and Riggs ended with just 95 yards. That ended his consecutive 100-yard games at five. Dave Archer's 263 yards passing was a career high. Billy Johnson went over 100 receiving yards for the third time in '85.

L.A. Raiders	....	7	6	7	14	34
ATLANTA	.....	10	7	0	7	24

Atl.—Luckhurst, 39 FG

LA—Hester, 37 pass from Wilson (Bahr kick)

Atl.—Cox, 62 pass from Archer (Luckhurst kick)

LA—Bahr, 35 FG

Atl.—Riggs, 11 run (Luckhurst kick)

LA—Bahr, 49 FG

LA—Allen, 4 pass from Wilson (Bahr kick)

LA—Hawkins, 1 run (Bahr kick)

LA—Williams, 7 pass from Wilson (Bahr kick)

Atl.—Johnson, 25 pass from Archer (Luckhurst kick)

	Falcons	Raiders
First Downs	16	20
Net Yards Gained	365	388
Rushing Yardage	130	177
Passing Yardage	235	211
Passes/Comp/Had Ints.	28-11-2	27-13-1
Punts	7-42.1	5-43.1
Fumbles/Lost	2-1	0-0
Penalties	6-37	5-35

#### Rushing

Falcons—Riggs 25-95-1td, Archer 6-28, Washington 2-7

Raiders—Allen 28-156, Hawkins 6-10-1td, Wilson 1-5, King 3-4, Jensen 1-2

#### Passing

Falcons—Archer 28-11-2-263-2td-5sk

Raiders—Wilson 27-13-1-236-3td-2sk

#### Receiving

Falcons—Johnson 6-136-1td, Cox 2-77-1td, Washington 2-41, Riggs 1-9

Raiders—Christensen 7-109, Hester 2-54-1td, Allen 2-42-1td, Williams 2-31-1td

### Game 14

**Kansas City 38, Atlanta 10**

Arrowhead Stadium 18,199

The Chiefs took the opening kickoff and marched 87 yards in 12 plays taking a 7-0 lead. They never trailed. Todd Blackledge threw three touchdowns, two to Stephon Paige. Gerald Riggs tried to get the Falcons going but his 120 yards in the second half was too little, too late. Atlanta's 261 rushing yards were a season high, but so was its 121 penalty yards. Riggs' 100-yard performance was his eighth of the season. Tom Pridemore's interception was the 20th of his career, fourth on the Falcons' all-time list.

ATLANTA	.....	0	10	0	0	10
Kansas City	.....	14	10	14	0	38

KC—Horton, 1 run (Lowery kick)

KC—Heard, 6 run (Lowery kick)

Atl.—Riggs, 1 run (Luckhurst kick)

KC—Paige, 70 pass from Blackledge (Lowery kick)

KC—Lowery, 49 FG

Atl.—Luckhurst, 37 FG

KC—Heard, 15 pass from Blackledge (Lowery kick)

KC—Paige, 8 pass from Blackledge (Lowery kick)

	Falcons	Chiefs
First Downs	21	21
Net Yards Gained	354	369
Rushing Yardage	261	164
Passing Yardage	93	205
Passes/Comp/Had Ints.	28-16-3	19-11-1
Punts	4-38.5	3-41.3
Fumbles/Lost	0/0	1/0
Penalties	9-121	7-50

#### Rushing

Falcons—Riggs 26-197-1td, Archer 5-57, Washington 1-7

Chiefs—Pruitt 16-102, Heard 12-56-1td, Horton 7-4-1td, King 1-2, Blackledge 1-0

#### Passing

Falcons—Archer 28-16-3-146-0td-7sk

Chiefs—Blackledge 19-11-1-219-3td-3sk

#### Receiving

Falcons—Johnson 7-60, Bailey 3-47, Riggs 3-22, Washington 1-6, Cox 1-6, Benson 1-5

Chiefs—Paige 4-94-2td, Arnold 2-48, Carson 2-39, Heard 2-14-1td, Hancock 1-24.

**Game 15**  
**Atlanta 14, Minnesota 13**  
 Atlanta Fulton County Stadium 14,167

With no other team have the Falcons been involved in more one-point decisions. This day's outcome would be the fourth one-point game between the Falcons and Vikings, the third in the last five meetings. In the end, it was a missed extra point by Jan Stenerud that gave the Falcons the win. Atlanta's Gerald Riggs left the game early in the second period with a knee strain, forcing Joe Washington to carry the load. Washington carried 19 times for 66 yards and a touchdown, but it was a stalwart Falcon defense, which forced five turnovers, that got credit for the Falcons' third win of the season. Charlie Brown had his best day of the year to date with four catches for 86 yards and a touchdown.

Minnesota .....	0	7	0	6	13
ATLANTA .....	0	14	0	0	14

Atl.—Brown, 34 pass from Archer (Luckhurst kick)  
 Atl.—Washington, 1 run (Luckhurst kick)  
 Min.—Nelson, 6 run (Stenerud kick)  
 Min.—Carter, 49 pass from Kramer (Kick wide)

	Falcons	Vikings
First Downs	15	23
Net Yards Gained	274	377
Rushing Yardage	77	91
Passing Yardage	197	286
Passes/Comp/Had Ints.	22-14-0	43-22-2
Punts	6-42.5	3-37.0
Fumbles/Lost	2-1	4-3
Penalties	10-90	3-15

**Rushing**

Falcons—Washington 19-66-1td, Riggs 10-13, Archer 8-(-2)  
 Vikings—Nelson 14-84-1td, Brown 5-5, Kramer 2-2, Anderson 1-0

**Passing**

Falcons—Archer 22-14-0-213-1td-2sk  
 Vikings—Kramer 43-22-2-315-1td-4sk

**Receiving**

Falcons—Brown 4-86-1td, Johnson 4-68, Bailey 2-24, Cox 2-16, Riggs 1-11, Washington 1-8.  
 Vikings—Carter 7-144-1td, Jones 8-94, Jordan 3-45, White 2-22, Rhymes 1-8, Nelson 1-2.

**Game 16**  
**Atlanta 16, New Orleans 10**  
 Superdome 37,717

The Falcons finished the year with back-to-back wins for the first time since 1969. Although Atlanta won only four times in '85, two were over division rival New Orleans. This day, it was a ball control offense that turned the trick. The Falcons maintained possession for 41:15 as Gerald Riggs lugged the ball 39 times for 158 yards and a touchdown. Dave Archer threw for 199 yards and was not intercepted. He was only sacked once. Atlanta's 432 yards offense was its season high. It did not turn the ball over even once, playing as close to a flawless game as it had the entire year.

ATLANTA .....	3	10	0	3	16
New Orleans .....	0	0	0	10	10

Atl.—Luckhurst, 48 FG  
 Atl.—Riggs, 2 run (Luckhurst kick)  
 Atl.—Luckhurst, 31 FG  
 Atl.—Luckhurst, 22 FG  
 NO—Martin, 9 pass from Hebert (Andersen kick)  
 NO—Andersen, 28 FG

	Falcons	Saints
First Downs	22	15
Net Yards Gained	432	246
Rushing Yardage	243	68
Passing Yardage	189	178
Passes/Comp/Had Ints.	27-17-0	36-17-1
Punts	5-36.8	6-46.3
Fumbles/Lost	0-0	2-1
Penalties	7-72	4-35

**Rushing**

Falcons—Riggs 39-158-1td, Pridemore 1-48, Archer 6-28, Washington 4-9  
 Saints—Campbell 2-15, W. Wilson 9-13, Fowler 1-3, Anthony 1-3, Hebert 1-(-2)

**Passing**

Falcons—Archer 27-17-0-199-0td-1sk  
 Saints—Hebert 36-17-1-188-1td-1sk

**Receiving**

Falcons—Brown 4-89, Riggs 4-25, Matthews 3-25, Cox 2-32, Washington 2-10, Johnson 1-10, Bailey 1-8  
 Saints—Brenner 4-53, Goodlow 3-43, W. Wilson 3-31, Tice 3-18, Martin 2-27-1td, Fowler 2-16

# 1985 Game-By-Game Offensive Statistics

Game	Score	1st Dwn	(R/P/S/PN)	3rd Dwn	4th Dwn	Total Net Yds.	Net Rush	Net Pass	Net Att/Comp/ Inter	S-Yds.	TD			Punts	Fum.	Pen.
											Rush	Pass	Ret.			
Detroit	27-28	21	12/8/1	6-14	0-0	300	40-160	140	23/16/0	5-39	1	2	0	6-40.5	3-1	8-44
@ San Francisco	16-35	18	8/9/1	8-19	1-3	253	30-123	130	38/23/0	6-50	0	1	0	5-43.0	2-1	9-78
Denver	28-44	16	6/10/0	7-14	0-1	341	26-108	233	32/19/1	4-38	1	2	1	6-42.0	2-1	6-103
@ L.A. Rams	6-17	18	7/11/0	7-16	1-2	258	29-104	154	34/18/1	3-27	0	0	0	5-40.2	0-0	6-40
San Francisco	17-38	22	5/15/2	2-12	1-2	386	18-115	271	45/31/0	7-64	2	0	0	6-39.0	2-2	6-45
@ Seattle	26-30	20	9/10/1	5-13	0-0	350	35-163	187	27/14/1	2-22	0	2	0	4-41.3	2-1	8-70
New Orleans	31-24	23	8/14/1	4-11	0-0	377	36-129	248	30/20/3	1-2	2	0	2	5-39.8	2-1	12-82
@ Dallas	10-24	18	10/6/2	4-12	0-0	253	33-162	91	27/12/4	5-34	0	1	0	4-41.5	1-0	10-115
Washington	10-44	14	8/6/0	6-16	1-3	298	31-169	129	29/13/1	5-38	0	1	0	6-47.2	0-0	8-52
@ Philadelphia	17-23	20	13/6/1	5-15	1-1	310	40-219	91	25/13/2	6-39	1	1	0	7-52.1	1-0	7-50
L.A. Rams	30-14	22	15/5/2	8-21	2-3	290	53-158	132	30/15/0	3-26	3	0	0	6-46.2	3-1	5-68
@ Chicago	0-36	10	9/0/1	3-15	1-3	119	37-141	(-22)	17/3/2	5-38	0	0	0	7-38.4	1-1	9-82
L.A. Raiders	23-34	16	8/7/1	2-14	3-3	365	33-130	235	28/11/2	5-28	1	2	0	7-42.1	2-1	6-37
@ Kansas City	10-38	21	13/6/2	7-13	0-2	354	32-261	93	28/16/3	7-53	1	0	0	4-38.5	0-0	9-121
Minnesota	14-13	15	6/9/0	4-13	0-1	274	37-77	197	22/14/0	2-16	1	1	0	6-42.5	2-1	10-90
@ New Orleans	16-10	22	12/10/0	8-18	1-1	432	50-243	189	27/17/0	1-10	1	0	0	5-36.8	0-0	7-72
<b>TOTALS</b>		296	149/132/15	86-236	12-25	4960	559-2466	2494	462/254/20	69-531	14	13	3	89-42.2	23-10	125-1149

# 1985 Game-By-Game Defensive Statistics

Game	Score	1st		3rd	4th		Total	Net	Net	Att/Comp/ Inter	S-Yds.	TD			Punts	Fum.	Pen.
		Dwn	(R/P/SPN)		Dwn	Net						Pass	Rush	Rush			
Detroit	27-28 L	16	6/7/3	7-15	0-0	286	33-130	156	23/9/2	4-32	1	3	0	5-45.2	0-0	11-84	
@ San Francisco	16-35 L	23	9/12/2	5-11	0-1	380	30-196	184	26/19/1	3-20	4	1	0	4-40.8	0-0	7-50	
Denver	28-44 L	27	12/12/3	10-18	1-1	428	39-148	280	38/19/1	2-11	2	3	0	3-40.1	0-0	7-41	
@ L.A. Rams	6-17 L	14	5/8/1	5-12	0-1	283	29-106	177	20/16/0	4-38	0	2	0	5-45.0	0-0	6-39	
San Francisco	17-38 L	30	7/23/0	8-14	1-1	499	19-79	420	57/37/0	1-9	0	5	0	4-36.5	0-0	8-60	
@ Seattle	26-30 L	22	3/17/2	8-16	2-3	421	16-63	358	51/33/1	4-47	0	4	0	4-39.3	2-2	9-83	
New Orleans	31-24 W	18	3/13/2	4-13	0-1	365	18-78	287	45/19/4	2-13	0	2	1	5-43.2	1-1	9-83	
@ Dallas	10-24 L	28	5/19/4	8-12	0-0	461	22-109	352	47/27/3	1-10	2	1	0	4-36.5	1-1	7-60	
Washington	10-44 L	24	14/8/2	8-13	0-0	461	37-307	154	24/13/0	3-24	4	1	0	1-53.0	1-1	1-5	
@ Philadelphia	17-23 L	15	6/7/2	5-13	1-1	330	26-95	235	30/11/2	3-23	2	1	0	6-44.3	1-0	4-23	
L.A. Rams	30-14 W	9	4/4/1	2-10	0-1	177	13-45	132	25/11/2	4-25	1	1	0	7-42.3	3-3	4-30	
@ Chicago	0-36 L	24	15/8/1	6-15	2-3	379	43-196	184	24/12/0	1-1	4	0	0	4-37.5	1-1	5-45	
L.A. Raiders	24-34 L	20	8/10/2	10-18	0-0	388	39-177	211	27/13/1	2-25	1	3	0	5-43.4	0-0	5-35	
@ Kansas City	10-38 L	21	7/9/5	5-12	1-2	369	37-164	205	19/11/1	3-14	2	3	0	3-41.3	1-0	7-50	
Minnesota	14-13 W	23	6/14/3	5-14	0-0	377	22-91	286	43/22/2	4-29	1	1	0	3-37.0	4-3	3-15	
@ New Orleans	16-10 W	15	2/10/3	3-11	0-0	246	14-68	178	36/17/1	1-10	0	1	0	6-46.3	2-1	4-35	

<b>TOTALS</b>	329	112-181/36	98-217	9-15	5850	437-2052	3798	535/289/22	42-331	24	32	1	69-42.1	18-12	97-738
---------------	-----	------------	--------	------	------	----------	------	------------	--------	----	----	---	---------	-------	--------

# 1985 Rushing Game-by-Game

Game	Score	Riggs	Washington	Austin	Tyrrell	Johnson	Bartkowski	Archer	Whisenhunt	Holly	Bailey
Detroit	27-18 L	31-131-11	2-12	2-21	0-0	2-(-8)	3-4	0-0	0-0	—	0-0
@ San Francisco	16-35 L	21-92	3-5	3-24	0-0	1-(-5)	0-0	1-7	0-0	—	0-0
Denver	28-44 L	21-77-11	3-23	1-3	0-0	0-0	1-5	0-0	0-0	—	0-0
@ L.A. Rams	6-17 L	18-61	3-7	0-0	0-0	2-4	0-0	5-29	1-3	—	0-0
San Francisco	17-38 L	13-43	1-4	0-0	0-0	0-0	0-0	2-36-11	0-0	2-32-11	0-0
@ Seattle	26-30 L	23-139	2-6	4-3	0-0	0-0	DNP	5-18	0-0	DNP	1-(-3)
New Orleans	31-24 W	26-97-11	0-0	2-8	0-0	1-(-5)	DNP	7-29-11	0-0	DNP	0-0
@ Dallas	10-24 L	24-127	2-8	2-17	0-0	1-5	I.R.	4-5	0-0	0-0	0-0
Washington	10-44 L	22-127	3-27	0-0	0-0	0-0	I.R.	3-16	0-0	1-4	0-0
@ Philadelphia	17-23 L	27-129-11	2-10	1-6	0-0	1-1	I.R.	9-73	0-0	DNP	0-0
L.A. Rams	30-14 W	41-123-3t	2-7	4-28	0-0	0-0	I.R.	6-0	0-0	DNP	0-0
@ Chicago	0-36 L	30-110	3-12	1-0	0-0	0-0	I.R.	3-19	0-0	0-0	0-0
L.A. Raiders	24-34 L	25-95-11	2-7	0-0	0-0	0-0	—	6-28	0-0	DNP	DNP
@ Kansas City	10-38 L	26-197-11	1-7	0-0	0-0	0-0	—	5-57	0-0	0-0	0-0
Minnesota	14-13 W	10-13	19-66-11	I.R.	0-0	0-0	—	8-(-2)	0-0	DNP	0-0
@ New Orleans	16-10 W	39-158-11	4-9	I.R.	0-0	0-0	—	6-28	0-0	DNP	0-0

**Totals** 397-1719-10t 52-210-1t 20-110 0-0 8-(-8) 4-9 70-347-2t 1-3 3-36-1t 1-(-3)  
 (Donnelly 1-(-5) vs. Washington; Pridemore 1-48 at New Orleans).

# 1985 Passing Game-by-Game

(Att-Comp-Yds-Tkd/Ls-TD-LG-Int)

Game	Score	Archer	Holly	Bartkowski
Detroit	27-28 L	Held Only: Passed for PAT to R. Bryan	—	23-16-179-5/39-2td-25t-0int
@ San Francisco	16-35 L	8-4-30-1/6-0td-11-0int	—	30-19-150-5/44-1td-23-0int
Denver	28-44 L	5-3-45-1/13-0td-25-0int	—	27-16-226-3/25-2td-62t-1int
@ L.A. Rams	6-17 L	21-11-114-0/0-0td-15-1int	—	13-7-67-3/27-0td-15-0int
San Francisco	17-38 L	11-9-87-3/21-0td-16-0int	—	18-11-116-2/23-0td-21-0int
@ Seattle	26-30 L	27-14-209-2/22-2td-37t-1int	16-11-132-2/20-0td-39-0int	DNP
New Orleans	31-24 W	30-20-250-1/2-0td-26-3int	DNP	DNP
@ Dallas	10-24 L	23-9-99-5/34-1td-19-3int	DNP	I.R.
Washington	10-44 L	12-4-36-2/12-0td-18-0int	4-3-26-0/0-0td-10-1int	I.R.
@ Philadelphia	17-23 L	25-12-133-6/39-1td-30-2int	17-9-131-3/26-1td-44-1int	I.R.
L.A. Rams	30-14 W	30-15-158-3/26-0td-31-0int	DNP	I.R.
@ Chicago	0-36 L	15-2-10-3/23-0td-9-2int	2-1-6-2/15-0td-6-0int	I.R.
L.A. Raiders	24-34 L	28-11-263-5/28-2td-62t-2int	DNP	-Waived-
@ Kansas City	10-38 L	28-16-146-7/53-0td-17-3int	0-0-0-0/0-0td-0-0int	—
Minnesota	14-13 W	22-14-213-2/16-1td-34t-0int	DNP	—
@ New Orleans	16-10 W	27-17-199-1/10-0td-48-0int	DNP	—

**Totals** 312-161-1992-43/312-7td-62t-17int 39-24-295-8/61-1td-44-2int 111-69-738-18/158-5td-62t-1int

# 1985 Receiving Game-by-Game

Game	Score	Allen	Austin	Bailey	Benson	Brown	Cox	Johnson	Matthews	Riggs	Washington	Whisenhunt
Detroit	27-28 L	0-0	0-0	1-22	1-1	4-48-1t	1-7	1-35-1t	0-0	3-27	5-39	0-0
@ S. Francisco	16-35 L	3-36-1t	0-0	4-48	2-9	2-21	3-18	4-23	1-6	3-15	1-4	0-0
Denver	28-44 L	1-5	0-0	2-37	0-0	4-81	0-0	7-110-2t	1-8	1-7	3-23	0-0
@ L.A. Rams	6-17 L	2-17	0-0	3-17	0-0	4-47	0-0	3-35	1-15	1-13	4-27	0-0
San Francisco	17-38 L	2-26	1-21	3-33	1-3	DNP	4-61	8-89	0-0	5-45	6-51	1-6
@ Seattle	26-30 L	3-81-1t	0-0	1-14	1-2	DNP	2-29	3-32-1t	0-0	1-7	2-15	1-29
New Orleans	31-24 W	1-9	0-0	2-37	1-3	0-0	2-22	11-153	—	0-0	2-13	1-13
@ Dallas	10-24 L	0-0	0-0	0-0	0-0	0-0	5-56	3-31	1-3-1t	0-0	3-35	0-0
Washington	10-44 L	0-0	0-0	0-0	1-4	1-17	4-44-1t	2-16	0-0	3-68	2-18	0-0
@ Philadelphia	17-23 L	0-0	0-0	5-51	2-10	DNP	2-40	0-0	0-0	1-1	2-31-1t	0-0
L.A. Rams	30-14 W	2-23	0-0	3-26	0-0	1-23	1-31	2-32	0-0	5-16	1-7	0-0
@ Chicago	0-36 L	0-0	0-0	0-0	0-0	0-0	2-15	0-0	0-0	1-1	0-0	0-0
L.A. Raiders	24-34 L	0-0	0-0	DNP	0-0	0-0	2-77-1t	6-136-1t	0-0	1-9	2-41	0-0
@ Kansas City	10-38 L	0-0	0-0	3-47	1-5	0-0	1-6	7-60	0-0	3-22	1-6	0-0
Minnesota	14-13 W	0-0	I.R.	2-24	0-0	4-86-1t	2-16	4-68	0-0	1-11	1-8	0-0
@ N. Orleans	16-10 W	0-0	I.R.	1-8	0-0	4-89	2-32	1-10	3-25	4-25	2-10	0-0

<b>Totals</b>	14-207-2t	1-21	30-364	10-37	24-412-2t	33-454-2t	62-830-5t	7-57-1t	33-267	37-328-1t	3-48
---------------	-----------	------	--------	-------	-----------	-----------	-----------	---------	--------	-----------	------

# Opponents



**Game #1 & #15**  
**NEW ORLEANS**  
**SAINTS**

Sept. 7 • 12:00 • Superdome  
 Dec. 14 • 1:00 • A-FC Stadium

**Team Colors:** Old Gold, Black, White  
**Telephone:** 504-733-6147

**Owner:** Thomas Benson

**President:** Thomas Benson

**General Manager:** Jim Finks

**Director of Public Relations:** Greg Suit

**Assistant Director of Public Relations:** Rusty Kasmiersky

**Stadium:** Louisiana Superdome (71,330)

**Playing Surface:** AstroTurf

**Coach:** Jim Mora (0-0, 1st year)

**1985 Club Leaders:**

Rushing—W. Wilson (168 for 645, 1 td)

Passing—D. Wilson (145 of 293 for 1,843, 11td, 15int)

Receiving—Brenner (42 for 652, 3td)

Scoring—Anderson (120 pts)

**1985 Pro Bowl:** K Morten Andersen, LB Rickey Jackson

**Game #2**  
**ST. LOUIS**  
**CARDINALS**

Sept. 14 • 1:00 • A-FC Stadium

**Team Colors:** Cardinal Red, Black, White

**Telephone:** 314-421-0777

**Chairman:** William V. Bidwill

**President:** Bing Devine

**Vice President:** Curt Mosher

**Director of Public Relations:** Bob Rose

**Assistant Director of Public Relations:** Greg Gladysiewski

**Stadium:** Busch (51,392)

**Playing Surface:** AstroTurf

**Coach:** Gene Stallings (0-0, 1st year)

**1985 Club Leaders:**

Rushing—Mitchell (183 for 1,006, 7tds)

Passing—Lomax (266 of 471 for 3,214, 18tds, 12int)

Receiving—Green (50 for 693, 5tds)

Scoring—Mitchell (60 pts)

**1985 Pro Bowl:** LB E.J. Junior

**'85 Results**

5-11

(L) 27 Kansas City	47
(L) 23 at Denver	34
(W) 20 Tampa Bay	13
(W) 20 at San Fran.	17
(W) 23 Philadelphia	21
(L) 13 at L.A. Raiders	23
(L) 24 at Atlanta	31
(L) 13 N.Y. Giants	21
(L) 10 at L.A. Rams	28
(L) 3 Seattle	27
(L) 14 at Green Bay	38
(W) 30 at Minnesota	23
(W) 29 L.A. Rams	3
(L) 16 at St. Louis	28
(L) 19 San Francisco	31
(L) 10 Atlanta	16

**'86 Schedule**

S7 Atlanta
S14 Green Bay
S21 at San Fran.
S28 at N.Y. Giants
O5 Washington
O12 at Indianapolis
O19 Tampa Bay
O26 at N.Y. Jets
N2 San Francisco
N9 L.A. Rams
N16 at St. Louis
N23 at L.A. Rams
N30 New England
D7 Miami
D14 at Atlanta
D21 at Minnesota

**'85 Results**

5-11

(W) 27 at Cleveland (ot)	24
(W) 41 Cincinnati	27
(L) 17 at N.Y. Giants	27
(W) 43 Green Bay	28
(L) 10 at Washington	27
(L) 7 at Philadelphia	30
(L) 10 at Pittsburgh	23
(L) 10 Houston	20
(W) 21 Dallas	10
(L) 0 Tampa Bay	16
(L) 14 Philadelphia	24
(L) 3 N.Y. Giants	34
(L) 17 at Dallas	35
(W) 28 New Orleans	16
(L) 14 L.A. Rams	46
(L) 16 Washington	27

**'86 Schedule**

S7 L.A. Rams
S14 at Atlanta
S21 at Buffalo
S29 Dallas
O5 N.Y. Giants
O12 at Tampa Bay
O19 at Washington
O26 at Dallas
N2 Philadelphia
N9 at San Fran.
N16 New Orleans
N23 Kansas City
N30 Washington
D7 at Philadelphia
D14 at N.Y. Giants
D21 Tampa Bay

**Game #3****DALLAS  
COWBOYS**

Sept. 21 • 12:00 • Texas Stadium

**Team Colors:** Royal Blue, Metallic Silver Blue, White**Telephone:** 214-556-9900**General Partner:** H. R. "Bum" Bright**President/GM:** Tex Schramm**Vice President/Personnel:** Gil Brandt**Director of Public Relations:** Doug Todd**Assistant Director of Public Relations:** Greg Aiello**Stadium:** Texas (65,101)**Playing Surface:** AstroTurf**Coach:** Tom Landry (253-147-6, 27th year)**1985 Club Leaders:**

Rushing—Dorsett (305 for 1,307, 7tds)

Passing—White (267 of 450 for 3,157, 21td, 17int)

Receiving—Hill (74 for 1,113, 7td)

Scoring—Septien (99 pts)

**1985 Pro Bowl:** TE Doug Cosbie, WT Tony Hill, CB Everson Walls, NT Randy White**Game #4****TAMPA BAY  
BUCCANEERS**

Sept. 28 • 4:00 • Tampa Stadium

**Team Colors:** Florida Orange, White, Red**Telephone:** 813-870-2700**Owner:** Hugh F. Culverhouse**President:** John H. McKay**Vice President:** Leeman Bennett**Director of Public Relations:** Rick Odioso**Assistant Director of Public Relations:** John Gerdes**Stadium:** Tampa (74,270)**Playing Surface:** Grass**Coach:** Leeman Bennett (2-14, 2nd year)**1985 Club Leaders:**

Rushing—Wilder (365 for 1,300, 10tds)

Passing—DeBerg (197 of 370 for 2,488, 19tds, 18int)

Receiving—House (44 for 803, 5td)

Scoring—Igwebuike (96 pts)

**1985 Pro Bowl:** TE Jimmie Giles**'85 Results**

10-6

(W) 44	Washington	14
(L) 21	at Detroit	26
(W) 20	Cleveland	7
(W) 17	at Houston	10
(W) 30	at N.Y. Giants	29
(W) 27	Pittsburgh	13
(L) 14	at Philadelphia	16
(W) 24	Atlanta	10
(L) 10	at St. Louis	21
(W) 13	at Washington	7
(L) 0	Chicago	44
(W) 34	Philadelphia	17
(W) 35	St. Louis	17
(L) 24	at Cincinnati	50
(W) 28	N.Y. Giants	21
(L) 16	at San Fran.	31

**'86 Schedule**

S8	N.Y. Giants
S14	at Detroit
S21	Atlanta
S29	at St. Louis
O5	at Denver
O12	Washington
O19	at Philadelphia
O26	St. Louis
N2	at N.Y. Giants
N9	L.A. Raiders
N16	at San Diego
N23	at Washington
N27	Seattle
D7	at L.A. Rams
D14	Philadelphia
D21	Chicago

**'85 Results**

2-14

(L) 28	Chicago	38
(L) 16	Minnesota	31
(L) 13	at New Orleans	20
(L) 9	at Detroit	30
(L) 19	Chicago	27
(L) 27	L.A. Rams	31
(L) 38	at Miami	41
(L) 14	New England	32
(L) 20	at N.Y. Giants	22
(W) 16	St. Louis	0
(L) 28	at N.Y. Jets	62
(W) 19	Detroit (ot)	16
(L) 0	at Green Bay	21
(L) 7	at Minnesota	26
(L) 23	Indianapolis	31
(L) 17	Green Bay	20

**'86 Schedule**

S7	San Francisco
S14	Minnesota
S21	at Detroit
S28	Atlanta
O5	at L.A. Rams
O12	St. Louis
O19	at New Orleans
O26	at Kansas City
N2	Buffalo
N9	Chicago
N16	Green Bay
N23	Detroit
N30	at Minnesota
D7	at Chicago
D14	Green Bay
D21	at St. Louis

**Game #5****PHILADELPHIA  
EAGLES**

Oct. 5 • 1:00 • A-FC Stadium

**Team Colors:** Kelly Green, Silver, White  
**Telephone:** 215-463-2500**Owner/President:** Norman Braman**Vice President/GM:** Harry Gamble**Executive Director/Player Personnel:**

Lynn Stiles

**Director of Public Relations:** Ed Wisneski**Assistant Director of Public Relations:** Ron Howard**Stadium:** Veterans (73,484)**Playing Surface:** AstroTurf**Coach:** Buddy Ryan (0-0, 1st year)**1985 Club Leaders:**

Rushing—E. Jackson (282 for 1,028, 5tds)

Passing—Jaworski (255 of 484 for 3,450, 17td, 20int)

Receiving—Quick (73 for 1,247, 11td)

Scoring—McFadden (104 pts)

**1985 Pro Bowl:** S Wes Hopkins, WR Mike Quick**Game #6 & #8****LOS ANGELES  
RAMS**

Oct. 12 • 1:00 • A-FC Stadium

Oct. 26 • 1:00 • Anaheim Stadium

**Team Colors:** Royal Blue, Gold, White  
**Telephone:** 714-535-7267**President:** Georgia Frontiere**Vice President/Finance:** John Shaw**Director of Football Operations:** Jack Faulkner**Director of Public Relations:** Pete Donovan**Assistant Director of Public Relations:** John Oswald**Stadium:** Anaheim (69,007)**Playing Surface:** Grass**Coach:** John Robinson (30-18, 4th year)**1985 Club Leaders:**

Rushing—Dickerson (292 for 1,234, 12 tds)

Passing—Brock (218 of 365 for 2,658, 16td, 13int)

Receiving—Ellard (54 for 811, 5td)

Scoring—Lansford (104 pts)

**1985 Pro Bowl:** KR Ron Brown, CB Gary Green, G Dennis Harrah, P Dale Hatcher, G Kent Hill, CB LeRoy Irvin, T Jackie Slater**'85 Results**

7-9

(L) 0 at N.Y. Giants	21
(L) 6 L.A. Rams	17
(W) 19 at Washington	6
(L) 10 N.Y. Giants (ot)	16
(L) 21 at New Orleans	23
(W) 30 St. Louis	7
(W) 16 Dallas	14
(W) 21 Buffalo	17
(L) 13 at San Fran.	24
(W) 23 Atlanta (ot)	17
(W) 24 at St. Louis	14
(L) 17 at Dallas	34
(L) 23 Minnesota	28
(L) 12 Washington	17
(L) 14 at San Diego	20
(W) 37 at Minnesota	35

**'86 Schedule**

S7 at Washington	
S14 at Chicago	
S21 Denver	
S28 L.A. Rams	
O5 at Atlanta	
O12 at N.Y. Giants	
O19 Dallas	
O26 San Diego	
N2 at St. Louis	
N9 N.Y. Giants	
N16 Detroit	
N23 at Seattle	
N30 at L.A. Raiders	
D7 St. Louis	
D14 at Dallas	
D21 Washington	

**'85 Results**

11-5

(W) 20 Denver	16
(W) 17 at Philadelphia	6
(W) 35 at Seattle	24
(W) 17 Atlanta	6
(W) 13 Minnesota	10
(W) 31 at Tampa Bay	27
(W) 16 at Kansas City	0
(L) 14 San Francisco	28
(W) 28 New Orleans	10
(L) 19 at N.Y. Giants	24
(L) 14 at Atlanta	30
(W) 34 Green Bay	17
(L) 3 at New Orleans	29
(W) 27 at San Fran.	20
(W) 46 St. Louis	14
(L) 6 L.A. Raiders	16

**'86 Schedule**

S7 at St. Louis	
S14 San Francisco	
S21 at Indianapolis	
S28 at Philadelphia	
O5 Tampa Bay	
O12 at Atlanta	
O19 Detroit	
O26 Atlanta	
N3 at Chicago	
N9 at New Orleans	
N16 New England	
N23 New Orleans	
N30 at N.Y. Jets	
D7 Dallas	
D14 Miami	
D19 at San Fran.	

**Game #3 & #12**  
**SAN FRANCISCO**  
**49ERS**

Oct. 19 • 1:00 • A-FC Stadium  
 Nov. 23 • 1:00 • Candlestick

**Team Colors:** Forty Niners Gold, Scarlet

**Telephone:** 415-365-3420

**Owner:** Edward J. DeBartolo, Jr.

**President:** Bill Walsh

**General Manager:** John McVay

**Director of Public Relations:** Jerry Walker

**Assistant Director of Public Relations:** Rodney Knox

**Stadium:** Candlestick Park (61,246)

**Playing Surface:** Grass

**Coach:** Bill Walsh (65-46, 8th year)

**1985 Club Leaders:**

Rushing—Craig (214 for 1,050, 9td)

Passing—Montana (303 of 494 for 3,653, 27td, 13int)

Receiving—Craig (92 for 1,016, 6td)

Scoring—Wersching (91 pts)

**1985 Pro Bowl:** RB Roger Craig, NT Michael Carter, C Fred Quillan, S Carlton Williamson

**Game #9**  
**NEW ENGLAND**  
**PATRIOTS**

Nov. 2 • 1:00 • Sullivan Stadium

**Team Colors:** Red, White, Blue

**Telephone:** 617-543-7911

**President:** William H. Sullivan, Jr.

**Executive Vice President:** Charles H. Sullivan

**General Manager:** Patrick J. Sullivan

**Director of Public Relations:** Dave Wintergrass

**Director of Publicity:** Jim Greenidge

**Stadium:** Sullivan (61,000)

**Playing Surface:** Superturf

**Coach:** Raymond Berry (18-10, 3rd year)

**1985 Club Leaders:**

Rushing—James (263 for 1,227, 5tds)

Passing—Eason (168 of 299 for 2,156, 11td, 17int)

Receiving—Collins (52 for 549, 2td)

Scoring—Franklin (112 pts)

**1985 Pro Bowl:** CB Ray Clayborn, KR Irving Fryar, G John Hannah, T Brian Holloway, RB Craig James, LB Steve Nelson, LB Andre Tippett

**'85 Results**

10-6

(L) 21 at Minnesota	28
(W) 35 Atlanta	16
(W) 34 at L.A. Raiders	10
(L) 17 New Orleans	20
(W) 38 at Atlanta	17
(L) 10 Chicago	26
(L) 21 at Detroit	23
(W) 28 at L.A. Rams	14
(W) 24 Philadelphia	13
(L) 16 at Denver	17
(W) 31 Kansas City	3
(W) 19 Seattle	6
(W) 35 at Washington	8
(L) 20 L.A. Rams	27
(W) 31 at New Orleans	19
(W) 31 Dallas	16

**'86 Schedule**

S7 at Tampa Bay
S14 at L.A. Rams
S21 New Orleans
S28 at Miami
O5 Indianapolis
O12 Minnesota
O19 at Atlanta
O26 at Green Bay
N2 at New Orleans
N9 St. Louis
N17 at Washington
N23 Atlanta
D1 N.Y. Giants
D7 N.Y. Jets
D14 at New England
D19 LA Rams

**'85 Results**

11-5

(W) 26 Green Bay	20
(L) 7 at Chicago	20
(W) 17 at Buffalo	14
(L) 20 L.A. Raiders	35
(L) 20 at Cleveland	24
(W) 14 Buffalo	3
(W) 20 N.Y. Jets	13
(W) 32 at Tampa Bay	14
(W) 17 Miami	13
(W) 34 Indianapolis	15
(W) 20 at Seattle	13
(L) 13 at N.Y. Jets (ot)	16
(W) 38 at Indianapolis	31
(W) 23 Detroit	6
(L) 27 at Miami	30
(W) 34 Cincinnati	23

**'86 Schedule**

S7 Indianapolis
S11 at N.Y. Jets
S21 Seattle
S28 at Denver
O5 Miami
O12 N.Y. Jets
O19 at Pittsburgh
O26 at Buffalo
N2 Atlanta
N9 at Indianapolis
N16 at L.A. Rams
N23 Buffalo
N30 at New Orleans
D7 Cincinnati
D14 San Francisco
D22 at Miami

**Game #10**  
**NEW YORK**  
**JETS**

Nov. 9 • 1:00 • A-FC Stadium

**Team Colors:** Kelly Green, White  
**Telephone:** 212-421-6600  
**Chairman of the Board:** Leon Hess  
**President:** Jim Kensil  
**Director/Player Personnel:** Mike Hickey  
**Director of Public Relations:** Frank Ramos  
**Assistant Director of Public Relations:** Ron Cohen  
**Stadium:** Giants (76,891)  
**Playing Surface:** AstroTurf  
**Coach:** Joe Walton (25-23, 4th year)  
**1985 Club Leaders:**

Rushing—McNeil (294 for 1,331, 3tds)  
 Passing—O'Brien (297 of 488 for 3,888, 25td, 8int)  
 Receiving—Schuler (76 for 879, 7td)  
 Scoring—Leahy (121 pts)

**1985 Pro Bowl:** DE Mark Gastineau, NY  
 Joe Klecko, RB Freeman McNeil, LB Lance Mehl

**Game #11**  
**CHICAGO**  
**BEARS**

Nov. 16 • 1:00 • A-FC Stadium

**Team Colors:** Burnt Orange, Navy, White  
**Telephone:** 312-295-6600  
**Chairman of the Board:** Edward W. McCaskey  
**President:** Michael B. McCaskey  
**Vice President/GM:** Jerry Vainisi  
**Director of Public Relations:** Ken Valdiserri  
**Assistant Director of Public Relations:** Bryan Harlan  
**Stadium:** Soldier Field (65,077)  
**Playing Surface:** AstroTurf  
**Coach:** Mike Ditka (40-22, 5th year)  
**1985 Club Leaders:**

Rushing—Payton (324 for 1,551, 9tds)  
 Passing—McMahon (178 of 313 for 2,392, 15tds, 11int)  
 Receiving—Payton (49 for 483, 2td)  
 Scoring—Butler (144 pts)

**1985 Pro Bowl:** T Jim Covert, DE Richard Dent, S Dave Duerson, DE Dan Hampton, C Jay Hilgenberg, QB Jim McMahon, RB Walter Payton, LB Mike Singletary, I B Otis Wilson

**'85 Results**

11-5

(L) 0 at L.A. Raiders	31
(W) 42 Buffalo	3
(W) 24 at Green Bay	3
(W) 25 Indianapolis	20
(W) 29 at Cincinnati	20
(W) 23 Miami	7
(L) 13 at New England	20
(W) 17 Seattle	14
(W) 35 at Indianapolis	17
(L) 17 at Miami	21
(W) 62 Tampa Bay	28
(W) 16 N. England (ot)	13
(L) 20 at Detroit	31
(W) 27 at Buffalo	7
(L) 6 Chicago	19
(W) 37 Cleveland	10

**'86 Schedule**

S7 at Buffalo	
S11 New England	
S21 Miami	
S28 at Indianapolis	
O5 Buffalo	
O12 at New England	
O20 Denver	
O26 New Orleans	
N2 at Seattle	
N9 at Atlanta	
N16 Indianapolis	
N24 at Miami	
N30 L.A. Rams	
D7 at San Fran.	
D13 Pittsburgh	
D21 at Cincinnati	

**'85 Results**

15-1

(W) 38 Tampa Bay	28
(W) 20 New England	7
(W) 33 at Minnesota	24
(W) 45 Washington	10
(W) 27 at Tampa Bay	19
(W) 26 at San Fran.	10
(W) 23 Green Bay	7
(W) 27 Minnesota	9
(W) 16 at Green Bay	10
(W) 24 Detroit	3
(W) 44 at Dallas	0
(W) 36 Atlanta	0
(L) 24 at Miami	38
(W) 17 Indianapolis	10
(W) 19 at N.Y. Jets	6
(W) 37 at Detroit	17

**'86 Schedule**

S7 Cleveland	
S14 Philadelphia	
S22 at Green Bay	
S28 at Cincinnati	
O5 Minnesota	
O12 at Houston	
O19 at Minnesota	
O26 Detroit	
N3 L.A. Rams	
N9 at Tampa Bay	
N16 at Atlanta	
N23 Green Bay	
N30 Pittsburgh	
D7 Tampa Bay	
D15 at Detroit	
D21 at Dallas	

**Game #13****MIAMI  
DOLPHINS**

Nov. 30 • 1:00 • Orange Bowl

**Team Colors:** Aqua, Coral, White**Telephone:** 305-576-1000**President:** Joe Robbie**Vice President:** Don Shula**Director Pro Personnel:** Charley Winner**Director of Player Personnel:** Chuck Connor**Director of Public Relations:****Stadium:** Orange Bowl (75,206)**Playing Surface:** Grass**Coach:** Don Shula (182-74-2, 17th year)**1985 Club Leaders:**

Rushing—Nathan (143 for 667, 5td)

Passing—Marino (336 of 567 for 4,137, 30td, 21int)

Receiving—Nathan (72 for 651, 1td)

Scoring—Reveiz (116 pts)

**1985 Pro Bowl:** WR Mark Clayton, G Roy Foster, QB Dan Marino, C Dwight Stephenson**Game #14****INDIANAPOLIS  
COLTS**

Dec. 7 • 1:00 • A-FC Stadium

**Team Colors:** Royal Blue, White, Silver**Telephone:** 317-252-2658**President:** Robert Irsay**General Manager:** James Irsay**Director of Player Personnel:** Jack Bushofsky**Director of Public Relations:** Bob Eller**Assistant Director of Public Relations:** Craig Kelley**Stadium:** Hoosier Dome (60,127)**Playing Surface:** AstroTurf**Coach:** Rod Dowhower (5-11, 2nd year)**1985 Club Leaders:**

Rushing—McMillan (190 for 858, 7tds)

Passing—Pagel (199 of 394 for 2,414, 14tds, 15int)

Receiving—Beach (36 for 376, 6td)

Scoring—Allegre (84 pts)

**1985 Pro Bowl:** T Chris Hinton, P Rohn Stark**'85 Results**

12-4

(L) 23 at Houston	26
(W) 30 Indianapolis	13
(W) 31 Kansas City	0
(W) 30 at Denver	26
(W) 24 Pittsburgh	20
(L) 7 at N.Y. Jets	23
(W) 41 Tampa Bay	38
(L) 21 at Detroit	31
(L) 13 at New England	17
(W) 21 N.Y. Jets	17
(W) 34 at Indianapolis	20
(W) 23 at Buffalo	14
(W) 38 Chicago	24
(W) 34 at Green Bay	24
(W) 30 New England	27
(W) 28 Buffalo	0

**'86 Schedule**

S7 at San Diego
S14 Indianapolis
S21 at N.Y. Jets
S28 San Francisco
O5 at New England
O12 Buffalo
O19 L.A. Raiders
O26 at Indianapolis
N2 Houston
N10 at Cleveland
N16 at Buffalo
N24 N.Y. Jets
N30 Atlanta
D7 at New Orleans
D14 at L.A. Rams
D22 New England

**'85 Results**

5-11

(L) 3 at Pittsburgh	45
(L) 13 at Miami	30
(W) 14 Detroit	6
(L) 20 at N.Y. Jets	25
(W) 49 Buffalo	17
(L) 10 Denver	15
(L) 9 at Buffalo	21
(W) 37 Green Bay	10
(L) 17 N.Y. Jets	35
(L) 15 at New England	34
(L) 20 Miami	34
(L) 7 at Kansas City	20
(L) 31 New England	38
(L) 10 at Chicago	17
(W) 31 at Tampa Bay	23
(W) 34 Houston	16

**'86 Schedule**

S7 at New England
S14 at Miami
S21 L.A. Rams
S28 N.Y. Jets
O5 at San Fran.
O12 New Orleans
O19 at Buffalo
O26 Miami
N2 Cleveland
N9 New England
N16 at N.Y. Jets
N23 at Houston
N30 San Diego
D7 at Atlanta
D14 Buffalo
D21 at L.A. Raiders

**Game #16**  
**DETROIT**  
**LIONS**

**Dec. 21 • 1:00 • Silverdome**

**Team Colors:** Honolulu Blue, Silver  
**Telephone:** 313-335-4131  
**Owner/President:** William Clay Ford  
**General Manager:** Russ Thomas  
**Director of Pro Personnel:** Joe Bush-  
ofsky  
**Director of Public Relations:** George  
Heddleston  
**Assistant Director of Public Rela-  
tions:** Bill Kennist/Tim Pendell  
**Stadium:** Pontiac Silverdome (80,638)  
**Playing Surface:** AstroTurf  
**Coach:** Darryl Rogers (7-9, 2nd year)  
**1985 Club Leaders:**  
Rushing—J. Jones (244 for 886,  
6tds)  
Passing—Hipple (223 of 406 for  
2,952, 17td, 18int)  
Receiving—Thompson (51 for 736,  
5td)  
Scoring—Murray (109 pts)  
**1985 Pro Bowl:** None

**'85 Results**

7-9	
(W) 28 at Atlanta	27
(W) 26 Dallas	21
(L) 6 at Indianapolis	14
(W) 30 Tampa Bay	9
(L) 10 at Green Bay	43
(L) 3 at Washington	24
(W) 23 San Francisco	21
(W) 31 Miami	21
(L) 13 at Minnesota	16
(L) 3 at Chicago	24
(W) 41 Minnesota	21
(L) 16 at T. Bay (ot)	19
(W) 31 N.Y. Jets	20
(L) 6 at New England	23
(L) 23 Green Bay	26
(L) 17 Chicago	37

**'86 Schedule**

S7	at Minnesota
S14	Dallas
S21	Tampa Bay
S28	at Cleveland
O5	Houston
O12	at Green Bay
O19	at L.A. Rams
O26	at Chicago
N2	Cincinnati
N9	Minnesota
N16	at Philadelphia
N23	at Tampa Bay
N27	Green Bay
D7	at Pittsburgh
D15	Chicago
D21	Atlanta

**NFL**  
**Public Relations**  
**Directors**

**League Office**

**NFL:** Jim Heffernan, 212-758-1500  
**NFC:** Dick Maxwell, 212-758-1500  
**AFC:** Pete Abitante, 212-758-1500

**NFC**

**Atlanta:** Charlie Dayton/Bob Dickinson 404-945-1111  
**Chicago:** Ken Valdiserri/Bryan Harlan 312-295-6600  
**Dallas:** Doug Todd/Gregg Aiello 214-369-8000  
**Detroit:** George Heddleston/Tim Pendell/Bill Keenist  
313-335-4131  
**Green Bay:** Lee Rummel/Scott Berchtold  
414-494-2351  
**L.A. Rams:** Pete Donovan/John Oswald  
714-535-7267  
**Minnesota:** Merrill Swanson/Kernal Buhler  
612-828-6500  
**New Orleans:** Greg Suit/Rusty Kasmiersky  
504-587-3094  
**N.Y. Giants:** Ed Croke/Tom Power 201-935-8111  
**Philadelphia:** Ed Wisneski/Jim Gallagher/Ron  
Howard 215-463-2500  
**St. Louis:** Bob Rose/Greg Gladysiewski  
314-421-0777  
**San Francisco:** Jerry Walker/Rodney Knox  
415-365-3420  
**Tampa Bay:** Rick Odioso/John Gerdes  
813-870-6091  
**Washington:** Charlie Taylor/Ronn Levine/John  
Konoza 703-471-9100

**AFC**

**Buffalo:** Budd Thalmann/Dave Senko 716-648-1800  
**Cincinnati:** Al Heim 513-621-3550  
**Cleveland:** Kevin Byrne/Chuck Fisher 216-696-5555  
**Denver:** Jim Saccamano/Charlie Lee 303-296-1982  
**Houston:** Chip Namias/Gregg Stengel 713-393-9111  
**Indianapolis:** Bob Eller/Craig Kelley 317-252-2658  
**Kansas City:** Bob Sprenger/Gary Heise  
816-924-9400  
**L.A. Raiders:** Tommy Grimes/Mike Ornstein  
213-322-3451  
**Miami:** Ed White 305-576-1000  
**New England:** Dave Wintergrass/Jim Greenidge  
617-543-7911  
**N.Y. Jets:** Frank Ramos/Ron Cohen 212-421-6611  
**Pittsburgh:** Joe Gordon 412-323-1200  
**San Diego:** Rick Smith/Bill Johnston 619-280-2111  
**Seattle:** Gary Wright/Dave Neubert 206-827-9777

# Series Vs. Opponents

## **ATLANTA vs. INDIANAPOLIS**

Colts lead series, 8-0  
1966-Colts, 19-7 (A)  
1967-Colts, 38-31 (B)  
Colts, 49-7 (A)  
1968-Colts, 28-20 (A)  
Colts, 44-0 (B)  
1969-Colts, 21-14 (A)  
Colts, 13-6 (B)  
1974-Colts, 17-7 (A)  
(Points-Colts 229, Falcons 92)

## **ATLANTA vs. BUFFALO**

Series tied, 2-2  
1973-Bills, 17-6 (A)  
1977-Bills, 3-0 (B)  
1980-Falcons, 30-14 (B)  
1983-Falcons, 31-14 (A)  
(Points-Falcons 67, Bills 48)

## **ATLANTA vs. CHICAGO**

Falcons lead series, 9-5  
1966-Bears, 23-6 (C)  
1967-Bears, 23-14 (A)  
1968-Falcons, 16-13 (C)  
1969-Falcons, 48-31 (A)  
1970-Bears, 23-14 (A)  
1972-Falcons, 37-21 (C)  
1973-Falcons, 46-6 (A)  
1974-Falcons, 13-10 (A)  
1976-Falcons, 10-0 (C)  
1977-Falcons, 16-10 (C)  
1978-Bears, 13-7 (C)  
1980-Falcons, 28-17 (A)  
1983-Falcons, 20-17 (C)  
1985-Bears, 36-0 (C)  
(Points-Falcons 275, Bears 243)

## **ATLANTA vs. CINCINNATI**

Bengals lead series, 4-1  
1971-Falcons, 9-6 (C)  
1975-Bengals, 21-14 (A)  
1978-Bengals, 37-7 (C)  
1981-Bengals, 30-28 (A)  
1984-Bengals, 35-14 (C)  
(Points-Bengals 129, Falcons 72)

## **ATLANTA vs. CLEVELAND**

Browns lead series, 6-1  
1966-Browns, 49-17 (A)

1968-Browns, 30-7 (C)  
1971-Falcons, 31-14(C)  
1976-Browns, 20-17 (A)  
1978-Browns, 24-16 (A)  
1981-Browns, 28-17 (C)  
1984-Browns, 23-7 (A)  
(Points-Browns 188, Falcons, 112)

## **ATLANTA vs. DALLAS**

Cowboys lead series, 8-1  
1966-Cowboys, 47-14 (A)  
1967-Cowboys, 37-7 (D)  
1969-Cowboys, 24-17 (A)  
1970-Cowboys, 13-0 (D)  
1974-Cowboys, 24-0 (A)  
1976-Falcons, 17-10 (A)  
1978-\*Cowboys, 27-20 (D)  
1980-\*Cowboys, 30-27 (A)  
1985-Cowboys, 24-10 (D)  
(Points-Cowboys 236, Falcons 112)  
\*NFC Divisional Playoff

## **ATLANTA vs. DENVER**

Series tied, 3-3  
1970-Broncos, 24-10 (D)  
1972-Falcons, 23-20 (A)  
1975-Falcons, 35-21 (A)  
1979-Broncos, 20-17 (A) OT  
1982-Falcons, 34-27 (D)  
1985-Broncos, 44-28 (A)  
(Points-Falcons 147, Broncos 156)

## **ATLANTA vs. DETROIT**

Lions lead series, 12-4  
1966-Lions, 28-10 (D)  
1967-Lions, 24-3 (D)  
1968-Lions, 24-7(A)  
1969-Lions, 27-21 (D)  
1971-Lions, 41-38 (D)  
1972-Lions, 26-23 (A)  
1973-Lions, 31-6 (D)  
1975-Lions, 17-14 (A)  
1976-Lions, 24-10 (D)  
1977-Falcons, 17-6 (A)  
1978-Falcons, 14-0 (A)  
1979-Lions, 24-23 (D)  
1980-Falcons, 43-28 (A)  
1983-Falcons, 30-14 (D)  
1984-Lions, 27-24 (A) OT  
1985-Lions 28, Atlanta 27 (A)

(Points-Lions 369, Falcons 310)

#### **ATLANTA vs. GREEN BAY**

Packers lead series, 8-6  
1966-Packers, 56-3 (Mil)  
1967-Packers, 23-0 (Mil)  
1968-Packers, 38-7 (A)  
1969-Packers, 28-10 (GB)  
1970-Packers, 27-24 (GB)  
1971-Falcons, 28-21 (A)  
1972-Falcons, 10-9 (Mil)  
1974-Falcons, 10-3 (A)  
1975-Packers, 22-13 (GB)  
1976-Packers, 24-20 (A)  
1979-Falcons, 25-7 (A)  
1981-Falcons, 31-17 (GB)  
1982-Packers, 38-7 (A)  
1983-Falcons, 47-41 (A) OT  
(Points-Packers 354, Falcons 235)

#### **ATLANTA vs. HOUSTON**

Falcons lead series, 4-1  
1972-Falcons, 20-10 (A)  
1976-Oilers, 20-14 (H)  
1978-Falcons, 20-14 (A)  
1981-Falcons, 31-27 (H)  
1984-Falcons 42, Oilers 10 (A)  
(Points-Falcons 127, Oilers 81)

#### **ATLANTA vs. KANSAS CITY**

Chiefs lead series, 2-0  
1972-Chiefs, 17-14 (A)  
1985-Chiefs, 38-10 (KC)  
(Points-Chiefs 55, Falcons 24)

#### **ATLANTA vs. L.A. RAIDERS**

Raiders lead series, 4-1  
1971-Falcons, 24-13 (A)  
1975-Raiders, 37-34 (O) OT  
1979-Raiders, 50-19 (O)  
1982-Raiders, 38-14 (A)  
1985-Raiders, 34-24 (A)  
(Points-Raiders 172, Falcons 115)

#### **ATLANTA vs. L.A. RAMS**

Rams lead series, 28-8-2  
1966-Rams, 19-14 (A)  
1967-Rams, 31-3 (A)  
Rams, 20-3 (LA)  
1968-Rams, 27-14 (LA)  
Rams, 17-10 (A)

1969-Rams, 17-7 (LA)  
Rams, 38-6 (A)  
1970-Tie, 10-10 (LA)  
Rams, 17-7 (A)  
1971-Tie, 20-20 (LA)  
Rams, 24-16 (A)  
1972-Falcons, 31-3 (A)  
Rams, 20-7 (LA)  
1973-Rams, 31-0 (LA)  
Falcons, 15-13 (A)  
1974-Rams, 21-0 (LA)  
Rams, 30-7 (A)  
1975-Rams, 22-7 (LA)  
Rams, 16-7 (A)  
1976-Rams, 30-14 (A)  
Rams, 59-0 (LA)  
1977-Falcons, 17-6 (A)  
Rams, 23-7 (LA)  
1978-Rams, 10-0 (LA)  
Falcons, 15-7 (A)  
1979-Rams, 20-14 (LA)  
Rams, 34-13 (A)  
1980-Falcons, 13-10 (A)  
Rams, 20-17 (LA) OT  
1981-Rams, 37-35 (A)  
Rams, 21-16 (LA)  
1982-Falcons, 34-17 (A)  
1983-Rams, 27-21 (LA)  
Rams, 36-13 (A)  
1984-Falcons, 30-28 (LA)  
Rams, 24-10 (A)  
1985-Rams, 17-6 (LA)  
Falcons, 30-14 (A)  
(Points-Rams 836, Falcons 489)

#### **ATLANTA vs. MIAMI**

Dolphins lead series, 4-0  
1970-Dolphins, 20-7 (A)  
1974-Dolphins, 42-7 (M)  
1980-Dolphins, 20-17 (A)  
1983-Dolphins, 31-24 (M)  
(Points-Dolphins 113, Falcons 55)

#### **ATLANTA vs. MINNESOTA**

Vikings lead series, 9-6  
1966-Falcons, 20-13 (M)  
1967-Falcons, 21-20 (A)  
1968-Vikings, 47-7 (M)  
1969-Falcons, 10-3 (A)  
1970-Vikings, 37-7 (A)  
1971-Vikings, 24-7 (M)

1973-Falcons, 20-14 (A)  
1974-Vikings, 23-10 (M)  
1975-Vikings, 38-0 (M)  
1977-Vikings, 14-7 (A)  
1980-Vikings, 24-23 (M)  
1981-Falcons, 31-30 (A)  
1982-\*Vikings, 30-24 (M)  
1984-Vikings, 27-20 (M)  
1985-Falcons, 14-13 (A)  
(Points-Vikings 357, Falcons 221)  
\*NFC 1st round playoff

#### **ATLANTA vs. NEW ENGLAND**

Series tied, 2-2  
1972-Patriots, 21-20 (NE)  
1977-Patriots, 16-10 (A)  
1980-Falcons, 37-21 (NE)  
1983-Falcons, 24-13 (A)  
(Points-Falcons 91, Patriots 71)

#### **ATLANTA vs. NEW ORLEANS**

Falcons lead series, 23-11  
1967-Saints, 27-24 (NO)  
1969-Falcons, 45-17 (A)  
1970-Falcons, 14-3 (NO)  
Falcons, 32-14 (A)  
1971-Falcons, 28-6 (A)  
Falcons, 24-20 (NO)  
1972-Falcons, 21-14 (NO)  
Falcons, 36-20 (A)  
1973-Falcons, 62-7 (NO)  
Falcons, 14-10 (A)  
1974-Saints, 14-13 (NO)  
Saints, 13-3 (A)  
1975-Falcons, 14-7 (A)  
Saints, 23-7 (NO)  
1976-Saints, 30-0 (NO)  
Falcons, 23-20 (A)  
1977-Saints, 21-20 (NO)  
Falcons, 35-7 (A)  
1978-Falcons, 20-17 (NO)  
Falcons, 20-17 (A)  
1979-Falcons, 40-34 (NO) OT  
Saints, 37-6 (A)  
1980-Falcons, 41-14 (NO)  
Falcons, 31-13 (A)  
1981-Falcons, 27-0 (A)  
Falcons, 41-10 (NO)  
1982-Falcons, 35-0 (A)  
Saints, 35-6 (NO)  
1983-Saints, 19-17 (A)

Saints, 27-10 (NO)  
1984-Falcons, 36-28 (NO)  
Saints, 17-13 (A)  
1985-Falcons, 31-24 (A)  
Falcons, 16-10 (NO)  
(Points-Falcons 805, Saints 575)

#### **ATLANTA vs. N.Y. GIANTS**

Falcons lead series, 6-5  
1966-Falcons, 27-16 (NY)  
1968-Falcons, 24-21 (A)  
1971-Giants, 21-17 (A)  
1974-Falcons, 14-7 (New Haven)  
1977-Falcons, 17-3 (A)  
1978-Falcons, 23-20 (A)  
1979-Giants, 24-3 (NY)  
1981-Giants, 27-24 (A) OT  
1982-Falcons, 16-14 (NY)  
1983-Giants, 16-13 (A) OT  
1984-Giants, 19-7 (A)  
(Points-Falcons 185, Giants 188)

#### **ATLANTA vs. N.Y. JETS**

Falcons lead series, 2-1  
1973-Falcons, 28-20 (NY)  
1980-Jets, 14-7 (A)  
1983-Falcons, 27-21 (NY)  
(Points-Falcons 62, Jets 55)

#### **ATLANTA vs. PHILADELPHIA**

Series tied, 6-6-1  
1966-Eagles, 23-10 (P)  
1967-Eagles, 38-7 (A)  
1969-Falcons, 27-3 (P)  
1970-Tie, 13-13 (P)  
1973-Falcons, 44-27 (P)  
1976-Eagles, 14-13 (A)  
1978\*-Falcons, 14-13 (A)  
1979-Falcons, 14-10 (P)  
1980-Falcons, 20-17 (P)  
1981-Eagles, 16-13 (P)  
1983-Eagles, 28-24 (A)  
1984-Falcons, 26-10 (A)  
1985-Eagles, 23-17 (P)  
(Points-Falcons 242, Eagles 235)  
\*NFC First Round Playoff

#### **ATLANTA vs. PITTSBURGH**

Steelers lead series, 6-1  
1966-Steelers, 57-33 (A)  
1968-Steelers, 41-21 (A)

1970-Falcons, 27-16 (A)  
1974-Steelers, 24-17 (P)  
1978-Steelers, 31-7 (P)  
1981-Steelers, 34-20 (A)  
1984-Steelers, 35-10 (P)  
(Points-Steelers 238, Falcons 135)

#### **ATLANTA vs. ST. LOUIS**

Cardinals lead series, 6-3  
1966-Falcons, 16-10 (A)  
1968-Cardinals, 17-12 (StL)  
1971-Cardinals, 26-9 (A)  
1973-Cardinals, 32-10 (A)  
1975-Cardinals, 23-20 (StL)  
1978-Cardinals, 42-21 (StL)  
1980-Falcons, 33-27 (StL) OT  
1981-Falcons, 41-20 (A)  
1982-Cardinals, 23-20 (A)  
(Points-Cardinals 220, Falcons 182)

#### **ATLANTA vs. SAN DIEGO**

Falcons lead series, 2-0  
1973-Falcons, 41-0 (SD)  
1979-Falcons, 28-26 (SD)  
(Points-Falcons 69, Chargers 26)

#### **ATLANTA vs. SAN FRANCISCO**

49ers lead series, 21-17  
1966-49ers, 44-7 (A)  
1967-49ers, 38-7 (SF)  
49ers, 34-28 (A)  
1968-49ers, 28-13 (SF)  
49ers, 14-12 (A)  
1969-Falcons, 24-12 (A)  
Falcons, 21-7 (SF)  
1970-Falcons, 21-20 (A)  
49ers, 24-20 (SF)  
1971-Falcons, 20-17 (A)  
49ers, 24-3 (SF)  
1972-49ers, 49-14 (A)  
49ers, 20-0 (SF)  
1973-49ers, 13-9 (A)  
Falcons, 17-3 (SF)  
1974-49ers, 16-10 (A)  
49ers, 27-0 (SF)  
1975-Falcons, 17-3 (SF)  
Falcons, 31-9 (A)  
1976-49ers, 15-0 (SF)  
Falcons, 21-16 (A)  
1977-Falcons, 7-0 (SF)  
49ers, 10-3 (A)

1978-Falcons, 20-17 (SF)  
Falcons, 21-10 (A)  
1979-49ers, 20-15 (SF)  
Falcons, 31-21 (A)  
1980-Falcons, 20-17 (SF)  
Falcons, 35-10 (A)  
1981-Falcons, 34-17 (A)  
49ers, 17-14 (SF)  
1982-Falcons, 17-7 (SF)  
1983-49ers, 24-20 (SF)  
Falcons, 28-24 (A)  
1984-49ers, 14-5 (SF)  
49ers, 35-17 (A)  
1985-49ers, 35-16 (SF)  
49ers, 38-17 (A)  
(Points-49ers 749, Falcons 615)

#### **ATLANTA vs. SEATTLE**

Seahawks lead series, 3-0  
1976-Seahawks, 30-13 (S)  
1979-Seahawks, 31-28 (A)  
1985-Seahawks, 30-26 (S)  
(Points-Seahawks 91, Falcons 67)

#### **ATLANTA vs. TAMPA BAY**

Buccaneers lead series, 3-2  
1977-Falcons, 17-0 (TB)  
1978-Buccaneers, 14-9 (TB)  
1979-Falcons, 17-14 (A)  
1981-Buccaneers, 24-23 (TB)  
1984-Buccaneers, 23-6 (TB)  
(Points-Buccaneers 75, Falcons 72)

#### **ATLANTA vs. WASHINGTON**

Redskins lead series, 9-2-1  
1966-Redskins, 33-20 (W)  
1967-Tie, 20-20 (A)  
1969-Redskins, 27-20 (W)  
1972-Redskins, 24-13 (W)  
1975-Redskins, 30-27 (A)  
1977-Redskins, 10-6 (W)  
1978-Falcons, 20-17 (A)  
1979-Redskins, 16-7 (A)  
1980-Falcons, 10-6 (A)  
1983-Redskins, 37-21 (W)  
1984-Redskins, 27-14 (W)  
1985-Redskins, 44-10 (A)  
(Points-Redskins 291, Falcons 188)



**Playoff History**

**NFC Playoffs**  
**Atlanta 14, Philadelphia 13**  
**December 24, 1978**

**Atlanta-Fulton County Stadium, 49,447**

After a less than scintillating first half, Steve Bartkowski turned it on for the final 30 minutes. He completed 13 of 20 for 193 yards and two touchdowns, both scoring aeriels coming with less than five minutes remaining. His primary target was Wallace Francis, who scored the winning touchdown with 1:39 remaining on a 37-yard strike. He set up Bartkowski's first TD to Jim Mitchell at the 4:56 mark with a 49-yard reception down to the Eagles' 26-yard line. Francis finished the day with six catches for 135 yards. The first half was mostly a defensive struggle with teams exchanging punts eight times. The Falcons fumbled the ball away twice. One resulted in the Eagles' lone score, while the other came just 15 yards from paydirt. After leading 6-0 at halftime, Philadelphia took advantage of a shanked 17-yard punt by John James, driving 60 yards on eight plays early in the third period to take a 13-0 lead.

Philadelphia	....	6	0	7	0	13
Atlanta	.....	0	0	0	14	14

Phil. — Carmichael, 13 pass from Jaworski (Kick failed)

Phil. — Montgomery, 1 run (Michel kick)

Atl. — Mitchell, 20 pass from Bartkowski (Mazzetti kick)

Atl. — Francis, 37 pass from Bartkowski (Mazzetti kick)

	Falcons	Eagles
First Downs	14	15
Net Yards Gained	298	217
Rushing Yardage	75	53
Passing Yardage	223	164
Passes/Comp/Had Int	32/18/2	35/19/0
Punts	7-33.1	9-33.7
Fumbles/Lost	3/3	3/2
Penalties	6/63	5/60

**Rushing**

Falcons — Stanback 16-58, Bean 9-14, Bartkowski 2-3

Eagles — Hogan 14-31, Montgomery 16-19 — 1td, Jaworski 1-3, Campfield 1-0

**Passing**

Falcons — Bartkowski 32-18-2-243-2td-2sk

Eagles — Jaworski 35-19-0-190-1td-3sk

**Receiving**

Falcons — Francis 6-135-1td, Bean 4-44, Mitchell 3-35-1td, Stanback 2-7, Pearson 1-13, Ryckman 1-5, Jackson 1-4

Eagles — Smith 7-108, Carmichael 5-45-1td, Osborne 3-15, Middlebrook 1-11, Pane 1-10, Hogan 1-6, Montgomery 1-(-5)

**NFC Playoffs**  
**Dallas 27, Atlanta 20**  
**December 30, 1978**

**Texas Stadium, 60,338**

A week earlier, it was a supreme second half effort which moved Atlanta one notch further in the playoffs. This week, the Falcons were shut out after intermission at which time they held a 20-13 lead. Bubba Bean had gained 60 yards in the first half, including a 14-yard scoring run, while Steve Bartkowski threw a touchdown to Wallace Francis. Tim Mazzetti rounded out the Falcons' efforts with a pair of field goals. Dallas' fortunes appeared to take a turn for the worse late in the first half when Roger Staubach left the game with an injury. Danny White came on, however, to bring Dallas from behind. He threw a tying TD pass in the third period to tight end Jackie Smith. Early in the fourth period, John James shanked a punt from the 20-yard line, allowing the Cowboys to drive in from 30 yards out in six plays.

Atlanta	.....	7	13	0	0	20
Dallas	.....	10	3	7	7	27

Dal. — Septien, 34 FG

Atl. — Bean, 14 run (Mazzetti kick)

Dal. — Laidlaw, 13 run (Septien kick)

Atl. — Mazzetti, 42 FG

Dal. — Septien, 48 FG

Atl. — Francis, 17 pass from Bartkowski (Mazzetti kick)

Atl. — Mazzetti, 22 FG

Dal. — Smith, 2 pass from White (Septien kick)

Dal. — Laidlaw, 1 run (Septien kick)

	Falcons	Cowboys
First Downs	16	26
Net Yards Gained	216	369
Rushing Yardage	164	148
Passing Yardage	52	221
Passes/Comp/Had Int	23/8/3	37/17/1
Punts	6-37.5	3-36.0
Fumbles/Lost	0/0	6/3
Penalties	7/69	7/65

**Rushing**

Falcons — Bean 17-72-1td, Stanback 9-62, Franklin 8-24, Esposito 2-6

Cowboys — Laidlaw 17-66-2td, Dorsett 14-65, White 3-(-4), Dupree 1-20, Staubach 1-3, D. Pearson 1-(-2)

**Passing**

Falcons — Bartkowski 23-8-3-95-1td-5sk

Cowboys — White 20-10-1-127-1td-1sk, Staubach 17-7-0-105-0td-0sk

**Receiving**

Falcons — Francis 6-66-1td, Ryckman 1-22, Esposito 1-7

Cowboys — Dupree 5-59, D. Pearson 4-75, Smith 3-38-1td, Hill 3-36, Laidlaw 1-15, Dorsett 1-9

## NFC Playoffs Dallas 30, Atlanta 27

January 4, 1981

Atlanta-Fulton County Stadium, 60,022

For the first three periods, it appeared as if Atlanta would move onward in the playoffs. It led Dallas 24-10 entering the final stanza and even held a 27-17 lead with five minutes left to play. But Danny White teamed up three times with Drew Pearson on a five-play, 62-yard scoring drive, the last play being a 14-yard TD strike. The Cowboys stopped Atlanta on four straight plays after the ensuing kickoff, and White drove his team 70 yards in six plays, securing the win with a 23-yard strike to Pearson with just 52 seconds to play.

Dallas	.....	3	7	0	20	30
Atlanta	.....	10	7	7	3	27

Atl. — Mazzetti, 38 FG

Atl. — Jenkins, 60 pass from Bartkowski (Mazzetti kick)

Dal. — Septien, 38 FG

Dal. — Dupree, 5 pass from White (Septien kick)

Atl. — Cain, 1 run (Mazzetti kick)

Atl. — Andrews, 5 pass from Bartkowski (Mazzetti kick)

Dal. — Newhouse, 1 run (Septien kick)

Atl. — Mazzetti, 34 kick

Dal. — Pearson, 14 pass from White (Septien kick)

Dal. — Pearson, 23 pass from White (Kick failed)

	Falcons	Cowboys
First Downs	18	22
Net Yards Gained	349	422
Rushing Yardage	86	112
Passing Yardage	285	310
Passes Comp/Had Int	33/18/1	40/25/1
Punts	4-36.0	4-38.8
Fumbles/Lost	1/1	4/1
Penalties	4/48	6/72

### Rushing

Falcons — Andrews 14-43, Cain 13-43-1td

Cowboys — Dorsett 10-51, Newhouse 6-31-1td, White 4-1, P. Pearson 1-11, D. Pearson 1-9, Dupree 1-5, Newsome 1-4

### Passing

Falcons — Bartkowski 33-18-1-320-2td-4sk

Cowboys — White 39-25-1-322-3td-1sk, Springs 1-0-0-0td-Osk

### Receiving

Falcons — Francis 6-66, Jenkins 4-155-1td, Miller 3-48, Cain 2-20, Andrews 2-19-1td, Jackson 1-12

Cowboys — D. Pearson 5-90-2td, Dorsett 5-40, Hill 4-53, P. Pearson 4-51, Springs 3-39, Dupree 3-29-1td, Johnson 1-20

## NFC Playoffs Minnesota 30, Atlanta 24

January 9, 1983

Hubert Humphrey Metrodome, 60,560

The Falcons' special teams were outstanding. On first possession Paul Davis blocked a punt which Doug Rogers recovered in the end zone for a TD. Minnesota added two field goals and a touchdown to lead 13-7 at half, before the special unit struck again, this time kicker Mick Luckhurst scoring on a 17-yard run with a pitch from holder Mike Moroski to take a 14-13 lead. A few moments later safety Bob Glazebrook intercepted a pass and returned it 35 yards for a score, giving the Falcons a 21-13 lead. The roof caved in, however, at that point with the Vikings rallying for 17 points while all Atlanta could muster the rest of the way would be three.

Atlanta	.....	7	0	14	3	24
Minnesota	.....	3	10	3	14	30

Atl. — Rogers, fumble recovery (Luckhurst kick)

Min. — Danmeier, 33 FG

Min. — White, 36 pass from Kramer (Danmeier kick)

Min. — Danmeier, 30 FG

Atl. — Luckhurst, 17 run (Luckhurst kick)

Atl. — Glazebrook, 35 interception (Luckhurst kick)

Min. — Danmeier, 39 FG

Min. — McCullum, 11 pass from Kramer (Danmeier kick)

Atl. — Luckhurst, 41 FG

Min. — Brown, 5 run (Danmeier kick)

	Falcons	Vikings
First Downs	14	24
Net Yards Gained	235	378
Rushing Yardage	120	125
Passing Yardage	115	253
Passes Comp/Had Int	23/9/2	34/20/1
Punts	5-42.6	5-32.0
Fumbles/Lost	1/0	4/0
Penalties	7/98	10/84

### Rushing

Falcons — Andrews 11-48, Riggs 9-38, Cain 3-17, Luckhurst 1-17-1t

Vikings — Brown 23-81-1td, Nelson 4-24, Kramer 8-13, Galbreath 6-10, S. White 1-(-3)

### Passing

Falcons — Bartkowski 23-9-2-134-0td-3sk

Vikings — Kramer 34-20-1-253-2td-Osk

### Receiving

Falcons — Jenkins 2-52, Hodge 2-29, Riggs 2-16, Kreplfle 1-18, Cain 1-14, Jackson 1-5

Vikings — Senser 6-81, McCullum 4-51-1td, Galbreath 3-14, White 2-61-1td, LeCount 2-24, Young 2-13, Brown 1-9

# Falcons vs. The NFL

	W	L	T	Pct.	Pts.	Opp.
Falcons vs. Baltimore	0	8	0	.000	92	229
Falcons vs. Buffalo	2	2	0	.500	67	48
Falcons vs. Chicago	9	5	0	.643	275	243
Falcons vs. Cincinnati	1	4	0	.200	72	129
Falcons vs. Cleveland	1	6	0	.143	112	188
Falcons vs. Dallas	1	8	0	.111	112	236
Falcons vs. Denver	3	3	0	.500	147	156
Falcons vs. Detroit	4	12	0	.250	310	369
Falcons vs. Green Bay	6	8	0	.429	235	354
Falcons vs. Houston	4	1	0	.800	127	81
Falcons vs. Kansas City	0	2	0	.000	24	55
Falcons vs. L.A. Raiders	1	4	0	.200	115	172
Falcons vs. Los Angeles Rams	8	28	2	.237	489	836
Falcons vs. Miami	0	4	0	.000	55	113
Falcons vs. Minnesota	6	9	0	.400	221	357
Falcons vs. New England	2	2	0	.500	91	71
Falcons vs. New Orleans	23	11	0	.676	805	575
Falcons vs. New York Giants	6	5	0	.545	185	188
Falcons vs. New York Jets	2	1	0	.667	62	55
Falcons vs. Philadelphia	6	6	1	.500	242	235
Falcons vs. Pittsburgh	1	6	0	.143	135	238
Falcons vs. St. Louis	3	6	0	.333	182	220
Falcons vs. San Diego	2	0	0	1.000	69	26
Falcons vs. San Francisco	17	21	0	.447	615	749
Falcons vs. Seattle	0	3	0	.000	67	91
Falcons vs. Tampa Bay	2	3	0	.400	72	75
Falcons vs. Washington	2	9	1	.208	188	291
<b>Totals</b>	<b>112</b>	<b>177</b>	<b>4</b>	<b>.389</b>	<b>5166</b>	<b>6380</b>

History



# Falcons Honors

## Falcon Player of the Year

- 1966 Tommy Nobis, LB
- 1967 Junior Coffey, RB
- 1968 Tommy Nobis, LB
- 1969 Jim Butler, RB
- 1970 Jim Mitchell, TE
- 1971 Don Hansen, LB
- 1972 Dave Hampton, RB
- 1973 Bob Lee, QB
- 1974 Ray Brown, S
- 1975 Dave Hampton, RB
- 1976 Claude Humphrey, DE
- 1977 Rolland Lawrence, DB
- 1978 Greg Brezina, LB
- 1979 Wallace Francis, WR
- 1980 Steve Bartkowski, QB
- 1981 William Andrews, RB
- 1982 Fulton Kuykendall, LB
- 1983 William Andrews, RB
- 1984 Gerald Riggs, RB
- 1985 Gerald Riggs, RB

## All-Pro

- 1967 Tommy Nobis, LB (AP, 1st team)
- 1971 Claude Humphrey, DE (NEA, 1st team)
- 1972 Claude Humphrey, DE (AP, Pro Football Weekly, Football News, NEA, Football Digest, PFWA, 1st teams)
- 1973 Claude Humphrey, DE (AP, Pro Football Weekly, PFWA, Football News, Computer Kickoff, 1st teams)  
Nick Mick-Mayer, K (Pro Football Weekly, 1st team)  
Mike Tillemann, DT (National Star News Service, 1st team)
- 1974 Claude Humphrey, DE (NEA, 1st team)  
Rolland Lawrence, DB (AP, PFWA, 1st teams)
- 1980 Mike Kenn, OT (AP, PFWA, NEA, 1st teams)
- 1981 Alfred Jenkins, WR (AP, PFWA, 1st teams)

- 1982 R.C. Thielemann, OG (AP, CPFNW, 1st team)  
Mike Kenn, OT (CPFNW, 1st team; AP, NEA, 2nd team)  
William Andrews, RB (AP, 2nd team)  
Jeff Van Note, C (AP, 2nd team)  
Joel Williams, LB (AP, 2nd team)
- 1983 William Andrews, RB (NEA, TSN, Football Digest 1st teams; CPFNW, 2nd team)  
Billy Johnson, PR (Pro Football Weekly, TSN, CPFNW, PFWA, Football Digest 1st teams; AP 2nd team)  
Mike Kenn, T (Pro Football Weekly, 1st team; AP, CPFNW, 2nd teams)

## All-NFC

- 1970 Claude Humphrey, DE (UPI, 1st team)
- 1971 Claude Humphrey, DE (UPI, 1st team)
- 1972 Claude Humphrey, DE (UPI, AP, TSN, Football Digest, Football News, 1st teams)  
John James, P (Pro Football Weekly, Football Digest, 1st teams)  
Dennis Havig, OG (UPI, Football Digest 1st team)
- 1973 Claude Humphrey, DE (UPI, AP, TSN, Pro Football Weekly, 1st teams)  
George Kunz, OT (UPI, Pro Football Weekly, 1st teams)  
Nick Mike-Mayer, K (TSN, Pro Football Weekly, AP, 1st teams)
- 1977 John James, P (TSN, 1st team)  
Rolland Lawrence, DB (UPI, 1st team)


- 1980 Mike Kenn, OT (UPI, 1st team)  
Jeff Van Note, C (UPI, 1st team)
- 1981 Mike Kenn, OT (UPI, 1st team)
- 1982 Mike Kenn, OT (UPI, 1st team)  
R.C. Thielemann, OG (UPI, 1st team)  
William Andrews, RB (UPI, 1st team)
- 1983 Mike Kenn, T (Pro Football Weekly, 1st team; UPI 2nd team)  
Billy Johnson, PR (Pro Football Weekly, 1st team)  
R.C. Thielemann, G (UPI, 2nd team)
- 1984 Mike Kenn, T (UPI, 2nd team)  
Gerald Riggs, RB (UPI, 2nd team)

## Pro Bowl

(following listed season)

- 1966 Tommy Nobis, LB
- 1967 Tommy Nobis, LB
- 1968 Tommy Nobis, LB
- 1969 Jim Butler, RB  
Bob Berry, QB  
Greg Brezina, LB  
Bob Etter, K  
George Kunz, OT  
Jim Mitchell, TE  
Ken Reaves, DB
- 1970 Claude Humphrey, DE  
George Kunz, OT  
Tommy Nobis, LB
- 1971 Claude Humphrey, DE
- 1972 Tommy Nobis, LB  
Jim Mitchell, TE  
Claude Humphrey, DE
- 1973 John Zook, DE  
Nick Mick-Mayer, K  
George Kunz, OT  
Claude Humphrey, DE
- 1974 Jeff Van Note, C  
Claude Humphrey, DE
- 1975 Jeff Van Note, C  
John James, P
- 1976 John James, P
- 1977 John James, P  
Claude Humphrey, DE  
Rolland Lawrence, DB

- 1979 Jeff Van Note, C
- 1980 Mike Kenn, OT  
Steve Bartkowski, QB  
Jeff Van Note, C  
Alfred Jenkins, WR  
William Andrews, RB  
Junior Miller, TE
- 1981 Mike Kenn, OT  
Steve Bartkowski, QB  
Jeff Van Note, C  
Alfred Jenkins, WR  
William Andrews, RB  
Junior Miller, TE  
R.C. Thielemann, OG
- 1982 Mike Kenn, OT  
R.C. Thielemann, OG  
Jeff Van Note, C  
William Andrews, RB
- 1983 William Andrews, RB  
Billy Johnson, PR  
Mike Kenn, T  
R.C. Thielemann, G
- 1984 Mike Kenn, T
- 1985 Gerald Riggs, RB



# Falcon Career Leaders

<b>Rushing</b>	<b>Att.</b>	<b>Yards</b>	<b>Avg.</b>	<b>Long</b>	<b>TD</b>
1. WILLIAM ANDREWS, 1979- ..	1253	5772	4.6	33	29
2. GERALD RIGGS, 1982- .....	929	3993	4.3	57	36
3. Dave Hampton, 1972-76 .....	885	3490	3.9	56t	17
4. Haskel Stanback, 1974-79 ....	728	2662	3.6	55	25
5. Lynn Cain, 1979- .....	603	2313	3.8	37	19

<b>Receiving</b>	<b>No.</b>	<b>Yards</b>	<b>Avg.</b>	<b>Long</b>	<b>TD</b>
1. Alfred Jenkins, 1975-83 .....	359	6257	17.4	73t	40
2. Jim Mitchell, 1969-79 .....	305	4348	14.2	52	28
3. WILLIAM ANDREWS, 1979- ..	271	2610	9.6	86t	11
4. Wallace Francis, 1975-81 .....	244	3685	15.1	81t	27
5. Alfred Jackson, 1978- .....	188	3010	16.0	71	21

<b>Scoring</b>	<b>TD Run</b>	<b>TD Rec.</b>	<b>TD Ret.</b>	<b>TT</b>	<b>XP/XPA</b>	<b>FG-FGA</b>	<b>SAF</b>	<b>TD</b>
1. M. LUCKHURST, 81- . . .	0	0	0	0	175/178	92/127	0	451
2. Mike-Mayer, 73-77 . . .	0	0	0	0	102/105	56/104	0	270
3. W. ANDREWS, 79- . . .	29	11	0	40	0/0	0/0	0	240
3. A. Jenkins, 75-83 . . .	0	40	0	40	0/0	0/0	0	240
5. T. Mazzetti, 78-80 . . .	0	0	0	0	95/105	45/68	0	230

<b>Interceptions</b>	<b>No.</b>	<b>Yards</b>	<b>Avg.</b>	<b>Long</b>	<b>TD</b>
1. Rolland Lawrence, 1973-81 . . .	39	658	16.9	87t	1
2. Ray Brown, 1971-77 .....	31	574	18.5	59	2
3. Ken Reaves, 1966-73 .....	29	439	15.1	90	1
4. TOM PRIDEMORE, 1978- .....	20	456	22.8	101t	1
5. BOBBY BUTLER, 1981- .....	18	126	7.0	41	0

<b>Kickoff Returns</b>	<b>No.</b>	<b>Yards</b>	<b>Avg.</b>	<b>Long</b>	<b>TD</b>
1. Ron Smith, 1966-67 .....	82	1989	24.3	99t	1
2. Jim Butler, 1968-71 .....	77	1860	24.2	82	0
3. Reggie Smith, 1980-81 .....	72	1655	23.0	52	0
4. Dennis Pearson, 1978-80 .....	55	1239	22.5	100t	1
5. Willie Belton, 1971-73 .....	49	1147	23.4	58	0

<b>Punt Returns</b>	<b>No.</b>	<b>FC Yards</b>	<b>Avg.</b>	<b>Long</b>	<b>TD</b>
1. Rolland Lawrence, 1973-81 . . .	110	17 738	6.7	37	0
2. BILLY JOHNSON, 1982- .....	95	9 996	10.5	71t	1
3. Ray Brown, 1971-77 .....	61	27 540	8.9	57	0
4. Billy Ryckman, 1977-80 .....	47	24 339	7.2	38	0
5. Willie Belton, 1971-73 .....	46	9 272	5.9	34	0

<b>Punting</b>	<b>No.</b>	<b>Yards</b>	<b>Avg.</b>	<b>Long</b>	<b>Blkd.</b>
1. John James, 1972-81 .....	873	35,634	40.8	75	4
2. Billy Lothridge, 1966-71 .....	424	17,522	41.3	70	1
3. Ralph Giacommaro, 1983- .....	167	6,835	40.9	58	3

# Year-by-Year Leaders

## SCORING

Year	Player	TD	XP	XPA	FG	FGA	TP
1966	Lou Kirouac	0	19	24	9	18	46
1967	Wade Traynham	0	22	22	7	18	43
1968	Bob Etter	0	17	19	11	21	50
1969	Bob Etter	0	33	33	15	30	78
1970	Kenny Vinyard	0	23	26	9	25	50
1971	Bill Bell	0	29	33	13	21	68
1972	Bill Bell	0	31	31	16	30	79
1973	Nick Mike-Mayer	0	34	34	26	38	112
1974	Nick Mike-Mayer	0	12	12	9	16	39
1975	Nick Mike-Mayer	0	30	33	4	10	42
1976	Nick Mike-Mayer	0	19	19	10	21	49
1977	Haskel Stanback	6	00	00	00	00	36
1978	Tim Mazzetti	0	18	18	13	16	57
1979	Tim Mazzetti	0	31	37	13	25	70
1980	Tim Mazzetti	0	45	49	19	27	102
1981	Mick Luckhurst	0	51	51	21	33	114
1982	Mick Luckhurst	0	21	22	10	14	51
1983	Mick Luckhurst	0	43	45	17	22	94
1984	Mick Luckhurst	0	31	31	20	27	91
1985	Mick Luckhurst	0	29	29	24	31	101

## PASSING

Year	Player	Att.	Comp.	Pct.	Yds.	TD	Int.
1966	Randy Johnson	295	129	43.7	1,795	12	21
1967	Randy Johnson	288	142	49.3	1,620	10	21
1968	Bob Berry	153	81	52.9	1,433	7	13
1969	Bob Berry	169	71	57.3	1,087	10	2
1970	Bob Berry	269	156	58.0	1,806	16	13
1971	Bob Berry	226	136	60.2	2,005	11	16
1972	Bob Berry	277	154	55.6	2,158	13	12
1973	Bob Lee	230	120	52.2	1,786	10	8
1974	Bob Lee	172	78	45.3	852	3	14
1975	Steve Bartkowski	255	115	45.1	1,662	13	15
1976	Steve Bartkowski	120	57	47.5	677	2	9
1977	Scott Hunter	151	70	46.4	898	2	3
1978	Steve Bartkowski	369	187	50.7	2,489	10	18
1979	Steve Bartkowski	379	203	53.6	2,502	17	20
1980	Steve Bartkowski	463	257	55.5	3,544	31	16
1981	Steve Bartkowski	533	297	55.7	3,830	30	23
1982	Steve Bartkowski	262	166	63.4	1,905	8	11
1983	Steve Bartkowski	432	274	63.4	3,167	22	5
1984	Steve Bartkowski	269	181	67.3	2,158	11	10
1985	Dave Archer	312	161	51.6	1,992	7	17

## RUSHING

Year	Player	No.	Yards	Avg.	LG	TD
1966	Junior Coffey	199	722	3.6	37	4
1967	Junior Coffey	180	722	4.0	20t	4
1968	Jim Butler	94	365	3.9	60t	2
1969	Jim Butler	163	655	4.0	39	3
1970	Jim Butler	166	636	3.8	33	0
1971	Jim Butler	186	594	3.2	19	2
1972	Dave Hampton	230	995	4.3	56t	6
1973	Dave Hampton	263	997	3.8	25	3
1974	Dave Hampton	127	464	3.7	34	2
1975	Dave Hampton	250	1002	4.0	22	5
1976	Bubba Bean	124	428	3.5	30	2
1977	Haskel Stanback	247	873	3.4	35	6

1978 Bubba Bean	193	707	3.7	25	3
1979 William Andrews	239	1023	4.3	23	2
1980 William Andrews	265	1308	4.9	33	4
1981 William Andrews	289	1301	4.5	29	10
1982 William Andrews	139	573	4.1	19t	5
1983 William Andrews	331	1567	4.7	27	7
1984 Gerald Riggs	353	1486	4.2	57	13
1985 Gerald Riggs	297	1719	4.3	50	10

### RECEIVING

Year Player	No.	Yards	Avg.	LG	TD
1966 Alex Hawkins	44	661	15.0	42	2
1967 Tommy McDonald	33	436	13.2	75	4
1968 Jerry Simmons	28	479	17.1	61	0
1969 Paul Flatley	45	834	18.5	71	6
1970 Jim Mitchell	44	650	14.8	51	6
1971 Art Malone	34	380	11.2	46	2
1972 Art Malone	50	585	11.7	57	2
1973 Jim Mitchell	32	420	13.1	50	0
1974 Ken Burrow	34	545	16.0	48	1
1975 Alfred Jenkins	38	767	20.2	68	6
1976 Alfred Jenkins	41	710	17.3	34	6
1977 Alfred Jenkins	39	677	17.4	73	4
1978 Wallace Francis	45	695	15.4	54	3
1978 Billy Ryckman	45	679	15.1	59	2
1979 Wallace Francis	74	1013	13.7	42	8
1980 Alfred Jenkins	57	1025	18.0	57	6
1981 William Andrews	81	736	9.1	70	2
1982 William Andrews	42	503	12.0	86t	2
1983 Billy Johnson	64	709	11.1	47t	4
1984 Stacey Bailey	67	1138	17.0	61	6
1985 Billy Johnson	62	830	13.4	62t	5

### INTERCEPTIONS

Year Player	No.	Yards	Avg.	LG	TD
1966 Jerry Richardson	5	68	13.6	20	0
1967 Ken Reaves	7	153	21.9	42	0
1968 Jim Burson	4	100	25.0	73t	1
1969 Rudy Redmond	5	50	10.0	32	0
1970 Ken Reaves	6	44	7.3	28	0
1971 Ken Reaves	6	43	7.2	31	0
1972 Tom Hayes	5	10	2.0	8	0
1973 Ray Brown	6	99	16.5	24	0
1974 Ray Brown	8	164	20.5	59t	1
1975 Rolland Lawrence	9	163	18.1	87t	1
1976 Rolland Lawrence	6	43	7.2	22	0
1977 Rolland Lawrence	7	138	19.7	36	0
1978 Rolland Lawrence	6	76	12.7	44	0
1979 Rolland Lawrence	6	120	20.0	38	0
1980 Al Richardson	7	139	19.9	52	0
1981 Tom Pridemore	7	221	31.6	101t	1
1982 Kenny Johnson	2	30	15.0	30	0
Fulton Kuykendall	2	22	11.0	22	0
Bobby Butler	2	0	0.0	0	0
1983 Tom Pridemore	4	56	14.0	25	0
Bobby Butler	4	12	3.0	12	0
1984 Kenny Johnson	5	75	15.0	28	0
1985 Bobby Butler	5	-4	-0.8	0	0

### PUNTING

Year Player	No.	Yards	Avg.	LG	Blkd.
1966 Billy Lothridge	73	2968	40.7	60	0
1967 Billy Lothridge	87	3801	43.7	62	0
1968 Billy Lothridge	75	3324	44.3	70	0

1969 Billy Lothridge	69	2846	41.2	57	0
1970 Billy Lothridge	76	2944	38.7	59	0
1971 Billy Lothridge	44	1639	37.3	58	1
1972 John James	61	2609	42.8	59	0
1973 John James	63	2682	42.6	72	0
1974 John James	96	3891	40.5	61	1
1975 John James	89	3696	41.5	75	0
1976 John James	101	4253	42.1	67	0
1977 John James	105	4349	41.4	61	0
1978 John James	109	4227	38.8	57	1
1979 John James	83	3269	39.7	62	1
1980 John James	79	3088	39.1	59	0
1981 John James	87	3543	40.7	62	0
1982 George Roberts	17	690	40.6	54	0
1983 Ralph Giacomarro	70	2823	40.3	57	1
1984 Ralph Giacomarro	68	2855	42.0	58	2
1985 Rick Donnelly	59	2574	43.6	68	0

#### PUNT RETURNS

Year Player	No.	Yards	Avg.	LG	TD
1966 Ron Smith	11	80	7.3	23	0
1967 Ron Smith	20	92	4.6	26	0
1968 Jim Burson	11	56	5.1	17	0
1969 John Mallory	13	42	3.2	15	0
1970 John Mallory	17	203	11.9	75t	1
1971 Willie Belton	30	163	5.4	32	0
1972 Willie Belton	17	110	6.5	34	0
1973 Ray Brown	40	360	9.0	57	0
1974 Al Dodd	27	344	12.7	57	0
1975 Mack Herron	10	94	9.4	24	0
1976 Rolland Lawrence	54	376	7.0	24	0
1977 Rolland Lawrence	51	352	6.9	37	0
1978 Billy Ryckman	28	227	8.1	38	0
1979 Dennis Pearson	12	115	9.6	60	0
1980 Kenny Johnson	23	281	12.2	56	0
1981 Scott Woerner	33	278	8.4	38	0
1982 Billy Johnson	24	273	11.4	71	0
1983 Billy Johnson	46	489	10.6	71t	1
1984 Billy Johnson	15	152	10.1	37	0
1985 Anthony Allen	21	141	6.7	19	0

#### KICKOFF RETURNS

Year Player	No.	Yards	Avg.	LG	TD
1966 Ron Smith	43	1013	23.6	80	0
1967 Ron Smith	39	976	25.0	99t	1
1968 Jim Butler	37	799	21.6	42	0
1969 Charlie Bryant	21	407	19.4	39	0
1970 Jim Butler	14	284	20.3	29	0
1971 Willie Belton	28	706	25.2	58	0
1972 Dave Hampton	25	535	21.0	52	0
1973 Joe Washington	20	432	21.6	30	0
1974 Gerald Tinker	29	704	24.3	59	0
1975 Gerald Tinker	13	307	23.6	33	0
1976 Rolland Lawrence	21	521	24.8	36	0
1977 Karl Farmer	23	466	20.3	30	0
1978 Dennis Pearson	25	662	26.7	100t	1
1979 Dennis Pearson	30	577	19.2	29	0
1980 Reggie Smith	25	512	20.5	35	0
1981 Reggie Smith	47	1143	24.3	52	0
1982 Reggie Brown	24	466	19.4	33	0
1983 Kenny Johnson	11	224	20.4	28	0
1984 Sylvester Stamps	19	452	23.8	50	0
1985 Cliff Austin	39	838	21.5	94t	1

# Falcons Statistical History

## Greatest Falcon Performances

### RUSHING YARDAGE

- 202—GERALD RIGGS vs. New Orleans, Sept. 2, 1984, 35 attempts  
197—GERALD RIGGS vs. Kansas City, Dec. 8, 1985, 26 attempts  
167—WILLIAM ANDREWS vs. New Orleans, Sept. 2, 1979, 30 attempts  
161—WILLIAM ANDREWS vs. Miami, Dec. 10, 1983, 21 attempts  
161—Dave Hampton vs. Los Angeles, Oct. 1, 1972, 29 attempts (AS)  
158—GERALD RIGGS vs. New Orleans, Dec. 22, 1985, 39 attempts  
158—WILLIAM ANDREWS vs. Buffalo, Dec. 17, 1983, 28 attempts (AS)  
150—WILLIAM ANDREWS vs. Philadelphia, Oct. 2, 1983, 25 attempts (AS)  
150—WILLIAM ANDREWS vs. Detroit, Sept. 18, 1983, 32 attempts  
145—Lynn Cain vs. L.A. Rams, Oct. 7, 1984, 35 carries  
139—GERALD RIGGS vs. Seattle, Oct. 13, 1985, 23 attempts  
136—GERALD RIGGS vs. San Francisco, Sept. 30, 1984, 28 attempts  
135—Dave Hampton vs. St. Louis, Sept. 21, 1975, 23 attempts  
134—GERALD RIGGS vs. Washington, Nov. 5, 1984, 27 carries  
133—GERALD RIGGS vs. San Francisco, Dec. 2, 1984, 30 carries (AS)  
131—GERALD RIGGS vs. Detroit, Sept. 8, 1985, 31 attempts (AS)  
131—WILLIAM ANDREWS vs. San Diego, Dec. 2, 1979, 21 attempts  
129—GERALD RIGGS vs. Philadelphia, Nov. 10, 1985, 27 attempts  
129—WILLIAM ANDREWS vs. Green Bay, Nov. 27, 1983, 20 attempts (AS)  
129—Haskel Stanback vs. New Orleans, Dec. 18, 1977, 22 attempts (AS)  
127—GERALD RIGGS vs. Washington, Nov. 3, 1985, 22 attempts (AS)  
127—GERALD RIGGS vs. Dallas, Oct. 27, 1985, 24 attempts  
127—Jim Butler vs. San Francisco, Oct. 4, 1970, 17 attempts (AS)  
126—WILLIAM ANDREWS vs. San Francisco, Sept. 25, 1983, 28 attempts  
125—WILLIAM ANDREWS vs. New England, Oct. 30, 1983, 25 attempts (AS)  
124—WILLIAM ANDREWS—vs. New England, Sept. 14, 1980, 19 attempts  
123—GERALD RIGGS vs. L.A. Rams, Nov. 17, 1985, 41 attempts (AS)  
123—Lynn Cain vs. Minnesota, Sept. 7, 1980, 24 attempts  
123—Woody Thompson vs. New Orleans, Nov. 20, 1977, 24 attempts  
121—WILLIAM ANDREWS vs. Philadelphia, Sept. 10, 1979, 24 attempts  
120—GERALD RIGGS vs. Houston, Sept. 23, 1984, 25 attempts (AS)  
119—WILLIAM ANDREWS vs. Los Angeles Rams, Nov. 21, 1982, 21 attempts (AS)  
119—WILLIAM ANDREWS vs. Los Angeles, Oct. 11, 1981, 21 attempts  
117—Junior Coffey vs. Cleveland, Oct. 30, 1966, 17 attempts(AS)  
115—WILLIAM ANDREWS vs. St. Louis, Nov. 9, 1980, 20 attempts(AS)  
115—WILLIAM ANDREWS vs. Los Angeles, Dec. 14, 1981, 23 attempts  
114—Jim Butler vs. New Orleans, Oct. 24, 1971, 20 attempts (AS)  
112—Haskel Stanback vs. Tampa Bay, Sept. 24, 1978, 23 attempts  
111—WILLIAM ANDREWS vs. Los Angeles, Oct. 26, 1980, 20 attempts (AS)  
111—WILLIAM ANDREWS vs. Washington, Nov. 30, 1980, 24 attempts (AS)  
110—GERALD RIGGS vs. Chicago, Nov. 24, 1985, 30 attempts  
108—WILLIAM ANDREWS vs. San Francisco, Dec. 19, 1982, 24 attempts  
107—Sonny Collins vs. San Francisco, Nov. 14, 1976, 31 attempts  
106—Dave Hampton vs. Denver, Nov. 23, 1975, 26 attempts (AS)  
105—WILLIAM ANDREWS vs. San Francisco, Dec. 14, 1980, 18 attempts(AS)  
104—Bubba Bean vs. Los Angeles, Nov. 19, 1979, 17 attempts  
103—Art Malone vs. Los Angeles, Oct. 1, 1972, 18 attempts(AS)  
102—Lynn Cain vs. Detroit, Oct. 5, 1980, 21 attempts(AS)  
101—WILLIAM ANDREWS vs. Philadelphia, Dec. 7, 1980, 18 attempts  
101—WILLIAM ANDREWS vs. Houston, Nov. 29, 1981, 25 attempts  
101—Dave Hampton vs. New Orleans, Oct. 5, 1975, 25 attempts (AS)  
100—Sonny Collins vs. Seattle, Nov. 7, 1976, 17 attempts

### PASSING YARDAGE

- 416—Steve Bartkowski vs. Pittsburgh, Nov. 15, 1981, 33 of 50 (AS)  
378—Steve Bartkowski vs. St. Louis, Nov. 9, 1980, 31 of 47  
375—Steve Bartkowski vs. Los Angeles Raiders, Sept. 19, 1982, 36 of 54 (AS)  
372—Steve Bartkowski vs. Houston, Nov. 29, 1981, 18 of 25  
366—Steve Bartkowski vs. Detroit, Sept. 18, 1983, 24 of 34  
332—Steve Bartkowski vs. Miami, Sept. 21, 1980, 18 of 36 (AS)  
326—Steve Bartkowski vs. Denver, Sept. 16, 1979, 20 of 29 (AS)  
313—Steve Bartkowski vs. New York Jets, Oct. 23, 1983, 25 of 36  
312—Steve Bartkowski vs. New Orleans, Sept. 2, 1979, 22 of 38  
311—Steve Bartkowski vs. New York Giants, Oct. 25, 1981, 24 of 48 (AS)  
309—Bob Berry vs. Detroit, Oct. 3, 1971, 13 of 23  
305—Steve Bartkowski vs. San Francisco, Dec. 14, 1975, 19 of 37 (AS)  
303—Mike Moroski vs. Green Bay, Nov. 27, 1983, 22 of 35 (AS)  
302—Bob Berry vs. Green Bay, Sept. 27, 1970, 28 of 44

- 301 — Bob Berry vs. Los Angeles, Sept. 26, 1971, 15 of 22  
 301 — Steve Bartkowski vs. San Francisco, Nov. 20, 1983, 28 of 39 (AS)

#### RECEIVING YARDAGE

- 193 — Alfred Jackson vs. San Francisco, Dec. 2, 1984, 11 receptions (AS)  
 190 — Ken Burrow vs. Detroit, Oct. 3, 1971, 6 receptions  
 190 — Ken Burrow vs. New Orleans, Dec. 19, 1971, 8 receptions  
 179 — Alfred Jenkins vs. New Orleans, Nov. 1, 1981, 5 receptions  
 159 — STACEY BAILEY vs. Washington, Dec. 4, 1983, 9 receptions  
 158 — STACEY BAILEY vs. L.A. Rams, Oct. 7, 1984, 7 receptions  
 153 — BILLY JOHNSON vs. New Orleans, Oct. 20, 1985, 11 catches (AS)  
 153 — Wallace Francis vs. New York Giants, Oct. 1, 1978, 7 receptions  
 152 — Alfred Jenkins vs. Washington, Sept. 25, 1977, 7 receptions  
 148 — Wallace Francis vs. San Francisco, Dec. 14, 1980, 4 receptions (AS)  
 147 — Alfred Jenkins vs. San Francisco, Dec. 14, 1975, 7 receptions (AS)  
 144 — Alex Hawkins vs. Philadelphia, Sept. 18, 1966, 9 receptions  
 143 — Jim Mitchell vs. Los Angeles, Sept. 26, 1971, 4 receptions  
 140 — STACEY BAILEY vs. Philadelphia, Dec. 16, 1984, 8 receptions (AS)  
 138 — Wallace Francis vs. Denver, Sept. 16, 1979, 8 receptions (AS)  
 136 — BILLY JOHNSON vs. L.A. Raiders, Dec. 1, 1985, 6 receptions (AS)  
 136 — Alfred Jenkins vs. Cleveland, Sept. 27, 1981, 6 receptions  
 136 — Alfred Jenkins vs. Miami, Sept. 21, 1980, 4 receptions (AS)  
 134 — Alfred Jenkins vs. San Francisco, Nov. 8, 1981, 7 receptions  
 129 — Alfred Jenkins vs. Denver, Sept. 16, 1979, 5 receptions (AS)  
 124 — Alfred Jenkins vs. New Orleans, Sept. 2, 1979, 6 receptions  
 123 — Alfred Jenkins vs. Detroit, Sept. 18, 1983, 5 receptions  
 122 — Alfred Jenkins vs. Houston, Nov. 29, 1981, 6 receptions  
 120 — Wes Chesson vs. Los Angeles, Nov. 5, 1972, 7 receptions  
 120 — Paul Flatley vs. Philadelphia, Dec. 14, 1969, 4 receptions  
 117 — Junior Miller vs. New England, Sept. 14, 1980, 8 receptions  
 113 — Alfred Jackson vs. San Francisco, Oct. 22, 1978, 4 receptions  
 113 — Paul Flatley vs. Los Angeles, Sept. 28, 1969, 6 receptions  
 110 — BILLY JOHNSON vs. Denver, Sept. 22, 1985, 7 receptions (AS)  
 110 — Paul Gibson vs. Los Angeles, Nov. 22, 1970, 5 receptions (AS)  
 110 — Lynn Cain vs. Oakland, Oct. 14, 1979, 6 receptions  
 109 — STACEY BAILEY vs. New Orleans, Oct. 9, 1983, 7 receptions (AS)  
 109 — Jim Mitchell vs. Los Angeles, Dec. 1, 1974, 7 receptions (AS)  
 108 — Wallace Francis vs. Los Angeles, Dec. 9, 1979, 10 receptions (AS)  
 108 — Billy Ryckman vs. Chicago, Nov. 19, 1978, 8 receptions  
 106 — STACEY BAILEY vs. Philadelphia, Oct. 2, 1983, 7 receptions (AS)  
 106 — STACEY BAILEY vs. Los Angeles, Oct. 16, 1983, 6 receptions  
 106 — WILLIAM ANDREWS vs. Denver, Dec. 5, 1982, 3 receptions  
 106 — Alfred Jenkins vs. Oakland, Nov. 30, 1975, 4 receptions  
 106 — Alfred Jenkins vs. Denver, Nov. 23, 1975, 6 receptions (AS)  
 105 — Alfred Jenkins vs. N.Y. Giants, Nov. 11, 1979, 6 receptions  
 105 — Harmon Wages vs. New Orleans, Dec. 7, 1969, 3 receptions (AS)  
 102 — STACEY BAILEY vs. Minnesota, Sept. 16, 1984, 4 receptions  
 102 — Alfred Jenkins vs. New Orleans, Nov. 2, 1975, 4 receptions  
 102 — Alfred Jenkins vs. Houston, Nov. 28, 1976, 5 receptions  
 102 — Alfred Jenkins vs. St. Louis, Dec. 17, 1978, 5 receptions  
 101 — Paul Flatley vs. Baltimore, Oct. 5, 1969, 3 receptions  
 101 — Alfred Jenkins vs. Green Bay, Dec. 12, 1976, 6 receptions (AS)  
 101 — Alfred Jenkins vs. St. Louis, Oct. 18, 1981, 4 receptions

## Longest Falcon Plays

### LONG RUNS FROM SCRIMMAGE (50 yards or more)

- 166 — Harmon Wages vs. New Orleans, Dec. 7, 1969 (AS)  
 65 — Ernie Wheelwright vs. Los Angeles, Sept., 11, 1966 (AS)  
 160 — Jim Butler vs. Detroit, Dec. 8, 1968 (AS)  
 160 — Bubba Bean vs. Tampa Bay, Nov. 4, 1979 (AS)  
 57 — GERALD RIGGS vs. New Orleans, Sept. 2, 1984  
 56 — Dave Hampton vs. Los Angeles, Oct. 1, 1972 (AS)  
 155 — Haskel Stanback vs. Detroit, Sept. 23, 1979  
 50 — GERALD RIGGS vs. Kansas City, Dec. 8, 1985

### LONG PASS COMPLETIONS (75 yards or more)

- 188 — Bob Berry to Harmon Wages vs. New Orleans, Dec. 7, 1969 (AS)  
 186 — Steve Bartkowski to WILLIAM ANDREWS vs. Denver, Dec. 5, 1982  
 84 — Bob Berry to Ken Burrow vs. New Orleans, Dec. 19, 1971  
 182 — Randy Johnson to Ray Ogden vs. San Francisco, Dec. 10, 1967 (AS)  
 181 — Steve Bartkowski to Wallace Francis vs. San Francisco, Dec. 14, 1980 (AS)  
 176 — Steve Bartkowski to Floyd Hodge vs. San Francisco, Sept. 25, 1983  
 175 — Tom Moore to Tommy McDonald vs. Baltimore, Nov. 12, 1967 (AS)

### **LONG PUNTS (60 yards or more)**

- 75—John James vs. Oakland, Nov. 30, 1975
- 72—John James vs. New Orleans, Sept. 16, 1973
- 70—Billy Lothridge vs. Cleveland, Oct. 27, 1968
- 68—RICK DONNELLY vs. Washington, Nov. 3, 1985 (AS)
- 67—John James vs. New Orleans, Oct. 31, 1976(AS)
- 62—John James vs. Los Angeles, Sept. 12, 1976 (AS)
- 62—John James vs. Los Angeles, Dec. 4, 1976
- 62—Billy Lothridge vs. Baltimore, Sept. 17, 1967
- 62—Billy Lothridge vs. Green Bay, Oct. 6, 1968 (AS)
- 62—RICK DONNELLY vs. Philadelphia, Nov. 10, 1985

### **LONG FIELD GOALS (50 yards or more)**

- 52—MICK LUCKHURST vs. Seattle, Oct. 13, 1985
- 52—MICK LUCKHURST vs. L.A. Rams, Oct. 7, 1984
- 52—Nick Mike-Mayer vs. San Francisco, Oct. 28, 1973
- 51—MICK LUCKHURST vs. Detroit, Sept. 9, 1984 (AS)
- 51—MICK LUCKHURST vs. Denver, Dec. 5, 1982 (Twice)
- 50—MICK LUCKHURST vs. L.A. Rams, Oct. 7, 1984
- 50—Tim Mazzetti vs. Buffalo, Nov. 2, 1980

### **LONG INTERCEPTION RETURNS (60 yards or more)**

- t101—TOM PRIDEMORE vs. San Francisco, Sept. 20, 1981
- t90—Ken Reaves vs. Los Angeles, Oct. 20, 1968
- t87—Rolland Lawrence vs. Oakland, Nov. 30, 1975
- 81—Rolland Lawrence vs. San Diego, Oct. 21, 1973
- t77—Lee Calland vs. Baltimore, Sept. 17, 1967
- t73—Jimmy Burson vs. San Francisco, Dec. 15, 1968 (AS)
- t72—Rick Byas vs. New Orleans, Nov. 20, 1977
- t65—Tom Hayes vs. New Orleans, Sept. 16, 1973
- t62—Bob Riggie vs. Minnesota, Dec. 4, 1966

### **LONG PUNT RETURNS (50 yards or more)**

- t77—Tom McCauley vs. New Orleans, Oct. 25, 1970 (AS)
- t75—John Mallory vs. Minnesota, Dec. 20, 1970 (AS)
- t72—Gerald Tinker vs. New Orleans, Sept. 29, 1974
- t71—BILLY JOHNSON vs. New York Jets, Oct. 23, 1983
- 71—BILLY JOHNSON vs. Los Angeles Rams, Nov. 21, 1982 (AS)
- 60—Dennis Pearson vs. Detroit, Sept. 23, 1979
- 57—Ray Brown vs. Philadelphia, Nov. 11, 1973
- 57—Al Dodd vs. Chicago, Oct. 13, 1974 (AS)
- 56—KENNY JOHNSON vs. Chicago, Sept. 23, 1980 (AS)

### **LONG KICKOFF RETURNS (50 yards or more)**

- t100—Dennis Pearson vs. St. Louis, Dec. 17, 1978
- t99—Ron Smith vs. Baltimore, Sept. 17, 1967
- t94—CLIFF AUSTIN vs. New Orleans, Oct. 20, 1985 (AS)
- 82—Jim Butler vs. Green Bay, Nov. 22, 1971 (AS)
- 80—Ron Smith vs. Chicago, Nov. 27, 1966
- 61—Jim Butler vs. Washington, Nov. 23, 1969
- 59—Gerald Tinker vs. San Francisco, Sept. 22, 1974 (AS)
- 58—Willie Belton vs. Cleveland, Oct. 31, 1971
- 50—SYLVESTER STAMPS vs. Pittsburgh, Oct. 28, 1984

### **LONG FUMBLE RETURNS (50 yards or more)**

- t91—Bob Glazebrook vs. New York Giants, Sept. 12, 1982
- t74—Jim Weatherford vs. San Francisco, Oct. 19, 1969
- t64—Blane Gaison vs. San Francisco, Nov. 20, 1983 (AS)
- t60—Tom Hayes vs. Oakland, Dec. 5, 1971 (AS)
- t57—Joel Williams vs. Green Bay, Sept. 13, 1981
- t50—Jim Mitchell vs. New Orleans, Oct. 5, 1975 (AS)

# Single Game Individual Records

## SCORING

<b>Most Points</b> .....	18	GERALD RIGGS vs. L.A. Rams, 11/17/85 (AS)
	18	Lynn Cain vs. L.A. Rams, 10/7/84
	18	WILLIAM ANDREWS vs. Buffalo, 12/18/83
	18	WILLIAM ANDREWS vs. Green Bay, 11/27/83
	18	WILLIAM ANDREWS vs. Denver, 12/5/82
	18	Alfred Jenkins vs. New Orleans, 11/1/81
	18	Lynn Cain vs. Oakland, 10/14/79
<b>vs. Falcons</b> .....	24	Dan Reeves, Dallas, 11/5/67 (4 TD)
	24	Roy Jefferson, Pittsburgh, 11/3/68 (4 TD) (AS)
<b>Most Touchdowns</b> .....	3	GERALD RIGGS vs. L.A. Rams, 11/17/85 (AS)
	3	Lynn Cain vs. L.A. Rams, 10/7/84
	3	WILLIAM ANDREWS vs. Buffalo, 12/18/83
	3	WILLIAM ANDREWS vs. Green Bay, 11/27/83
	3	WILLIAM ANDREWS vs. Denver, 12/5/82
	3	Alfred Jenkins vs. New Orleans, 11/1/81
	3	Lynn Cain vs. Oakland, 10/14/79
<b>vs. Falcons</b> .....	4	Dan Reeves, Dallas, 11/5/67 (4 TD)
	4	Roy Jefferson, Pittsburgh, 11/3/68 (4 TD) (AS)
<b>Most Points After Touchdown</b>		
<b>Attempted</b> .....	8	Nick Mike-Mayer vs. New Orleans, 9/16/73
<b>vs. Falcons</b> .....	8	Don Chandler, Green Bay, 10/23/66
	8	Tom Dempsey, Los Angeles, 12/4/76
<b>Most Points After Touchdown</b> .....	8	Nick Mike-Mayer vs. New Orleans, 9/16/73
<b>vs. Falcons</b> .....	8	Don Chandler, Green Bay, 10/23/66
<b>Most Field Goals Attempted</b> .....	5	MICK LUCKHURST vs. New Orleans, 12/2/85
	5	MICK LUCKHURST vs. Philadelphia, 12/16/84 (AS)
	5	Nick Mike-Mayer vs. Los Angeles, 11/4/73 (AS)
	5	Nick Mike-Mayer vs. Chicago, 9/26/76
	5	Nick Mike-Mayer vs. Chicago, 10/23/77
	5	Tim Mazzetti vs. Los Angeles, 10/30/78
	5	Tim Mazzetti vs. St. Louis, 11/9/80
<b>vs. Falcons</b> .....	6	Jim Bakken vs. St. Louis, 12/11/66 (AS)
	7	Jim Bakken, St. Louis, 12/9/73 (AS)
<b>Most Field Goals</b> .....	5	Nick Mike-Mayer vs. Los Angeles, 11/4/73 (AS)
	5	Tim Mazzetti vs. Los Angeles, 10/30/78
<b>vs. Falcons</b> .....	6	Jim Bakken, St. Louis, 12/9/73 (AS)

## RUSHING

<b>Most Touchdowns Rushing</b> .....	3	GERALD RIGGS vs. L.A. Rams, 11/17/85 (AS)
	3	Lynn Cain vs. L.A. Rams, 10/7/84
<b>vs. Falcons</b> .....	3	Don Nottingham, Miami, 11/3/74
	3	Chuck Foreman, Minnesota, 11/9/75
	3	Lawrence McCutcheon, Los Angeles, 12/4/76
	3	Mark Van Eeghen, Oakland, 10/14/79
<b>Most Attempts</b> .....	41	GERALD RIGGS vs. L.A. Rams, 11/17/85, (123 yds) (AS)
<b>vs. Falcons</b> .....	33	Lydell Mitchell, Baltimore, 11/17/74 (151 yds)
<b>Most Yards Gained</b> .....	202	GERALD RIGGS vs. New Orleans, 9/2/84 (35 attempts)
<b>vs. Falcons</b> .....	191	Greg Pruitt, Cleveland, 10/17/76 (26 att.) (AS)
<b>Highest Average Gain</b> .....	9.10	Art Malone vs. San Francisco, 12/10/72 (10-91)
<b>vs. Falcons</b> .....	10.4	Delvin Williams, San Francisco, 12/14/75 (10-104) (AS)

## PASSING

<b>Most Passes Attempted</b> .....	56	Steve Bartkowski vs. Los Angeles Raiders, 9/19/82 (34 comp)
<b>vs. Falcons</b> .....	57	Joe Montana vs. San Francisco, 10/6/85 (37 comp) (AS)
<b>Most Passes Completed</b> .....	34	Steve Bartkowski vs. Los Angeles Raiders, 9/19/82 (56 att)
<b>vs. Falcons</b> .....	37	Joe Montana vs. San Francisco, 10/16/85 (57 att) (AS)
<b>Highest Pass Percentage (20 ATT)</b> ..	85.7	Steve Bartkowski vs. Detroit, 9/9/84 (28-24) (AS)
<b>vs. Falcons</b> .....	85.0	John Unitas, Baltimore, 11/12/67 (20-17) (AS)
	85.0	John Brodie, San Francisco, 9/29/70
<b>Most Yards Gained</b> .....	416	Steve Bartkowski vs. Pittsburgh, 11/15/81 (50-33)
<b>vs. Falcons</b> .....	501	John Unitas, Baltimore, 9/17/67 (32-22)
<b>Most Touchdown Passes</b> .....	4	Randy Johnson vs. Chicago, 11/16/69 (32-22)
	4	Steve Bartkowski vs. New Orleans, 10/19/80
	4	Steve Bartkowski vs. St. Louis, 10/18/81 (AS)
<b>vs. Falcons</b> .....	5	Joe Montana, San Francisco, 10/16/85 (AS)
	5	Terry Bradshaw, Pittsburgh, 11/15/81 (AS)
<b>Most Passes Had Intercepted</b> .....	5	Kim McQuilken vs. Minnesota, 11/9/75
<b>vs. Falcons</b> .....	5	Archie Manning, New Orleans, 9/16/73
	5	Jim Hart, St. Louis, 11/9/80

## RECEIVING

<b>Most Yards Gained</b> .....	193	Alfred Jackson vs. San Francisco, 12/2/84, (11) (AS)
<b>vs. Falcons</b> .....	205	Wes Chandler vs. New Orleans, 9/2/79 (6)
<b>Most Touchdown Passes</b> .....	3	Alfred Jenkins vs. New Orleans, 11/1/81
<b>vs. Falcons</b> .....	4	Roy Jefferson, Pittsburgh, 11/3/68 (AS)
<b>Most Pass Receptions</b> .....	15	WILLIAM ANDREWS vs. Pittsburgh, 11/15/81 (124 yds) (AS)
<b>vs. Falcons</b> .....	12	Roger Craig, San Francisco, 10/6/85 (167 yds) (AS)

## INTERCEPTIONS

<b>Most Interceptions</b> .....	2	31 Times, Last time, Bobby Butler vs. New Orleans, 9/2/84
<b>Most Yards Gained Interceptions</b> ....	101	TOM PRIDEMORE vs. San Francisco, 9/20/81 (1 int)
<b>Most Touchdown Interceptions</b> .....	2	KENNY JOHNSON vs. Green Bay, 11/27/83 (AS)

## PUNTING AND PUNT RETURNS

<b>Most Punts</b> .....	11	John James vs. Washington, 12/10/78 (AS)
<b>vs. Falcons</b> .....	11	Dave Jennings, New York Giants, 10/25/81 (AS)
<b>Highest Punting Average (4 punts)</b> .	52.1	RICK DONNELLY vs. Philadelphia, 11/10/85 (7)
<b>vs. Falcons</b> .....	53.0	Dave Jennings, N.Y. Giants, 9/12/82 (6)
<b>Most Punt Returns</b> .....	8	Rolland Lawrence vs. San Francisco, 10/9/77
<b>vs. Falcons</b> .....	9	Ralph McGill, San Francisco, 10/19/72 (AS)
<b>Most Fair Catches</b> .....	3	8 times, last time, ANTHONY ALLEN vs. L.A. Rams, 11/17/85 (AS)
<b>Most Yards Gained Punt Returns</b> ....	116	BILLY JOHNSON vs. N.Y. Jets, 10/23/83
<b>vs. Falcons</b> .....	207	LeRoy Irvin, Los Angeles, 10/11/81 (AS)
<b>Highest Average (3 returns)</b> .....	31.0	BILLY JOHNSON, Los Angeles Raiders, 11/21/82 (3) (AS)
<b>vs. Falcons</b> .....	34.5	LeRoy Irvin, Los Angeles, 10/11/81 (AS) (6)
<b>Most Punt Returns for</b>		
<b>Touchdowns</b> .....	1	BILLY JOHNSON vs. N.Y. Jets, 10/23/83
	1	Tom McCauley vs. New Orleans, 10/25/70 (AS)
	1	John Mallory vs. Minnesota, 12/20/70 (AS)
	1	Gerald Tinker vs. New Orleans, 9/29/74
<b>vs. Falcons</b> .....	2	LeRoy Irvin, Los Angeles, 10/11/81 (AS)
<b>Most Kickoff Returns</b> .....	7	Ron Smith vs. Green Bay, 10/23/66
	7	Ron Smith vs. Baltimore, 11/12/67 (AS)

# Team Single Game

## SCORING

<b>Fewest Points</b> .....	0	14 Times, Last time vs. Chicago, November 24, 1985 (36-0)
<b>vs. Falcons</b> .....	0	6 Times, Last time vs. New Orleans, December 12, 1982 (35-0) (AS)
<b>Most Points</b> .....	62	vs. New Orleans, Sep. 16, 1973
<b>vs. Falcons</b> .....	59	Los Angeles, Dec. 4, 1976
<b>Most Points, Both Teams</b> .....	90	Atlanta (33) vs. Pittsburgh (57), Dec. 18, 1966 (AS)
<b>Fewest Points, Both Teams</b> .....	3	Atlanta (0) vs. Buffalo (3), Oct. 16, 1977
<b>Largest Margin of Victory</b> .....	55	vs. New Orleans, Sept. 16, 1973 (62-7)
<b>vs. Falcons</b> .....	59	vs. Los Angeles, Dec. 4, 1976 (59-0)
<b>Smallest Point Margin in Victory</b> .....	1	vs. Minnesota, Oct. 29, 1967 (21-20) (AS)
	1	vs. San Francisco, Oct. 4, 1970 (21-20) (AS)
	1	vs. Green Bay, Oct. 22, 1972 (10-9)
	1	vs. Minnesota, Nov. 23, 1981 (31-30)
	1	vs. Minnesota, Dec. 15, 1985 (14-13) (AS)
<b>vs. Falcons</b> .....	1	New England, Sep. 24, 1972 (21-20)
	1	Philadelphia, Oct. 3, 1976 (14-13) (AS)
	1	New Orleans, Nov. 20, 1977 (21-20)
	1	Detroit, Sept. 23, 1979 (24-23)
	1	Minnesota, Sept. 7, 1980 (24-23)
	1	Tampa Bay, Dec. 6, 1981 (24-23)
	1	Detroit, Sept. 8, 1985 (28-27) (AS)
<b>Most Points, First Half</b> .....	34	vs. Detroit, Oct. 5, 1980 (AS)
<b>Most Points, Second Half</b> .....	38	vs. New Orleans, Sept. 16, 1973
<b>Most Points, One Quarter</b> .....	31	vs. Green Bay, Sept. 13, 1981
<b>vs. Falcons</b> .....	28	Minnesota, Sept. 14, 1968
	28	Washington, Nov. 3, 1985 (AS)
<b>Most Points, Both Teams, One Quarter</b> .....	41	Atlanta (20) vs. New Orleans (21), Sept. 2, 1979 (2Q)
<b>Most Points, Each Quarter</b> .....	1st: 21	Houston, Sept. 23, 1984 (AS)
	2nd: 24	vs. New Orleans, Sept. 16, 1973
	3rd: 24	vs. New Orleans, Oct. 19, 1980
	4th: 31	vs. Green Bay, Sept. 13, 1981
<b>vs. Falcons</b> .....	1st: 24	Philadelphia, Oct. 8, 1967 (AS)
	2nd: 28	Minnesota, Sept. 14, 1968
	28	St. Louis, Dec. 17, 1978
	28	Washington, Nov. 3, 1985 (AS)
	3rd: 21	Minnesota, Sept. 16, 1984
	21	Pittsburgh, Dec. 18, 1966 (AS)
	21	Green Bay, Oct. 6, 1968 (AS)
	21	Miami, Nov. 3, 1974
	4th: 24	Los Angeles, Nov. 19, 1967 (AS)

<b>Most Points, Both Teams</b>			
Each Quarter	1st: 34	Atlanta (13) vs. Oakland (21), Nov. 30, 1975	
	2nd: 41	Atlanta (20) vs. New Orleans (21), Sept. 2, 1979	
	3rd: 35	Atlanta (14) vs. Pittsburgh (21), Dec. 18, 1966 (AS)	
	4th: 31	Atlanta (24) vs. Philadelphia (7), Nov. 11, 1973	
<b>Most Touchdowns</b>	8	vs. New Orleans, Sept. 16, 1973	
vs. Falcons	8	Green Bay, Oct. 23, 1966	
	8	Los Angeles, Dec. 4, 1976	
<b>Most Touchdowns, Both Teams</b>	12	Atlanta (5) vs. Pittsburgh (7), Dec. 18, 1966 (AS)	
<b>Most PATS</b>	8	vs. New Orleans, Sept. 16, 1973	
vs. Falcons	8	Green Bay, Oct. 23, 1966	
<b>Most PATS, Both Teams</b>	10	Atlanta (6) vs. Chicago (4), Nov. 16, 1969 (AS)	
	10	Atlanta (5) vs. Detroit (5), Oct. 3, 1971	
	10	Atlanta (5) vs. Green Bay (5), Nov. 27, 1983	
<b>Most FGs Attempted</b>	6	vs. San Francisco, Oct. 7, 1973 (AS)	
vs. Falcons	7	St. Louis, Dec. 11, 1966 (AS)	
	7	St. Louis, Dec. 9, 1973 (AS)	
<b>Most FGs Attempted, Both Teams</b>	10	Atlanta (3) vs. St. Louis (7), Dec. 11, 1966 (AS)	
<b>Most FGs</b>	5	vs. Los Angeles, Nov. 4, 1973 (AS)	
	5	vs. Los Angeles, Oct. 30, 1978	
vs. Falcons	6	St. Louis, Dec. 9, 1973 (AS)	
<b>Most FGs, Both Teams</b>	7	Atlanta (5) vs. Los Angeles (2), Nov. 4, 1973 (AS)	
	7	Atlanta (1) vs. St. Louis (6), Dec. 9, 1973 (AS)	

#### FIRST DOWNS

<b>Most First Downs</b>	35	vs. New Orleans, Sept. 2, 1979	
vs. Falcons	35	Oakland, Nov. 30, 1975	
<b>Fewest First Downs</b>	2	vs. Los Angeles, Sept. 23, 1973	
vs. Falcons	7	Green Bay, Nov. 22, 1971 (AS)	
<b>Most First Downs, Both Teams</b>	59	Atlanta (35) vs. New Orleans (24), Sept. 2, 1979	
<b>Fewest First Downs, Both Teams</b>	14	Atlanta (5) vs. Minnesota (9), Dec. 21, 1969 (AS)	
<b>Most First Downs, Rushing</b>	19	vs. New Orleans, Oct. 24, 1971 (AS)	
vs. Falcons	19	Oakland, Nov. 30, 1975	
	19	Los Angeles, Dec. 4, 1976	
<b>Fewest First Downs, Rushing</b>	0	vs. Los Angeles, Dec. 1, 1974 (AS)	
vs. Falcons	1	Los Angeles, Sept. 18, 1977 (AS)	
<b>Most First Downs, Passing</b>	21	vs. St. Louis, Nov. 9, 1980	
vs. Falcons	23	San Francisco, Oct. 6, 1985 (AS)	

Fewest First Downs, Passing	0	vs. Chicago, Nov. 24, 1985
	0	vs. Los Angeles, Sept. 23, 1973
vs. Falcons	1	New Orleans, Oct. 15, 1972
	1	St. Louis, Dec. 9, 1973
Most First Downs, Penalty	7	vs. Cleveland, Sept. 27, 1981
vs. Falcons	6	San Francisco, Dec. 6, 1970
	6	New York Giants, Nov. 11, 1979

#### YARDS GAINED

Most Yards Gained	563	vs. St. Louis, Nov. 9, 1980 (209-R, 354-P)
vs. Falcons	595	Baltimore, Nov. 12, 1967
		(169-R, 426-P) (AS)
Fewest Yards Gained	44	vs. San Francisco, Oct. 23, 1976
		(83-R, -39-P)
vs. Falcons	78	Tampa Bay, Nov. 27, 1977 (62-R, 16-P)
Most Yards Gained, Both Teams	1,061	Atlanta (552) vs. New Orleans (509),
		Sept. 2, 1979
Fewest Yards Gained, Both Teams	253	Atlanta (155) vs. San Francisco (97),
		Nov. 6, 1977

#### RUSHING

Most Attempts	58	vs. Tampa Bay, Nov. 27, 1977
vs. Falcons	65	Minnesota, Nov. 9, 1975
Fewest Rushing Attempts	14	vs. Dallas, Nov. 5, 1967
vs. Falcons	11	Detroit, Sept. 18, 1983
Most Rushing Attempts		
Both Teams	105	Atlanta (43) vs. Oakland (62), Nov. 30, 1975
Fewest Rushing Attempts,		
Both Teams	37	Atlanta (18) vs. San Francisco (19), Oct. 6,
		1985 (AS)
Most Yards Gained	297	vs. Los Angeles, Oct. 1, 1972 (AS)
vs. Falcons	307	Washington, Nov. 8, 1985 (AS)
Fewest Yards Gained	19	vs. Los Angeles, Dec. 1, 1974 (AS)
vs. Falcons	34	Buffalo, Dec. 18, 1983 (AS)
Most Yards Gained Rushing,		
Both Teams	476	Atlanta (169) vs. Washington (307),
		Nov. 3, 1985 (AS)
Fewest Yards Gained,		
Both Teams	109	Atlanta (49) vs. Miami (60),
		Sept. 21, 1980 (AS)
Most Touchdowns	5	vs. San Diego, Oct. 21, 1973
vs. Falcons	7	Los Angeles, Dec. 4, 1976
Most Touchdowns Rushing,		
Both Teams	7	Atlanta (0) vs. Los Angeles (7), Dec. 4, 1976

## PASSING

<b>Most Passes Attempted</b> .....	56	vs. Los Angeles Raiders, Sept. 19, 1982 (34 comp) (AS)
<b>vs. Falcons</b> .....	57	San Francisco, Oct. 6, 1985 (37 comp) (AS)
<b>Fewest Passes Attempted</b> .....	9	vs. Chicago, Sept. 17, 1972
	9	vs. Los Angeles, Oct. 1, 1972 (AS)
	9	vs. Los Angeles, Sept. 23, 1973
<b>vs. Falcons</b> .....	8	Green Bay, Nov. 22, 1971 (AS)
<b>Most Passes Attempted, Both Teams</b> .....	102	Atlanta (45) vs. San Francisco (47), Oct. 6, 1985 (AS)
<b>Fewest Passes Attempted, Both Teams</b> .....	21	Atlanta (9) vs. Chicago (12), Sept. 17, 1972
<b>Most Passes Completed</b> .....	34	vs. Los Angeles Raiders, Sept. 19, 1982 (56 att) (AS)
<b>vs. Falcons</b> .....	37	San Francisco, Oct. 6, 1985 (57 ATT)
<b>Most Passes Completed, Both Teams</b> .....	68	Atlanta (31) vs. San Francisco (37), Oct. 6, 1985 (AS)
<b>Fewest Passes Completed, Both Teams</b> .....	10	Atlanta (6) vs. Minnesota (4), Dec. 21, 1969 (AS)
	10	Atlanta (6) vs. Chicago (4), Sept. 17, 1972
	10	Atlanta (8) vs. St. Louis (2), Dec. 9, 1973 (AS)
<b>Most Yards Gained</b> .....	416	vs. Pittsburgh, Nov. 15, 1981 (AS)
<b>vs. Falcons</b> .....	426	Baltimore, Nov. 12, 1967 (AS)
<b>Most Yards Gained, Both Teams</b> .....	722	Atlanta (378) vs. St. Louis (344), Nov. 9, 1980
<b>Fewest Yards Gained</b> .....	(-39)	vs. San Francisco, Oct. 23, 1976
<b>vs. Falcons</b> .....	9	St. Louis, Dec. 9, 1973 (AS)
<b>Fewest Yards Gained, Both Teams</b> .....	37	Atlanta (-39) vs. San Francisco (76), Oct. 23, 1976
<b>Most Times Tackled Attempting Passes</b> .....	11	vs. Cleveland, Nov. 18, 1984 (AS)
	11	vs. St. Louis, Nov. 23, 1968
<b>vs. Falcons</b> .....	9	vs. New York Giants, Oct. 2, 1977
<b>Most Times Tackled Attempting Passes, Both Teams</b> .....	17	Atlanta (8) vs. Philadelphia (9), Dec. 14, 1984 (AS)
<b>Most Touchdown Passes, Game</b> .....	4	vs. Pittsburgh, Dec. 18, 1966 (AS)
	4	vs. Chicago, Nov. 16, 1969 (AS)
	4	vs. New Orleans, Dec. 7, 1969 (AS)
	4	vs. New Orleans, Sept. 16, 1973
	4	vs. New Orleans, Oct. 19, 1980
	4	vs. St. Louis, Oct. 18, 1981
<b>vs. Falcons</b> .....	6	Cleveland, Oct. 30, 1966 (AS)

<b>Most Touchdown Passes,</b>		
<b>Both Teams</b> .....	7	Atlanta (1) vs. Cleveland (6), Oct. 30, 1966 (AS)
	7	Atlanta (3) vs. Pittsburgh (4), Nov. 3, 1968 (AS)
	7	Atlanta (2) vs. Pittsburgh (5), Nov. 15, 1981 (AS)
<b>Most Passes Had Intercepted</b> .....	6	vs. Los Angeles, Oct. 1, 1972 (AS)
<b>vs. Falcons</b> .....	6	New Orleans, Sept. 16, 1973
<b>Most Passes Had Intercepted,</b>		
<b>Both Teams</b> .....	8	Atlanta (3) vs. Denver (5), Nov. 23, 1975 (AS)

#### PUNTING

<b>Most Punts</b> .....	12	vs. Washington, Dec. 10, 1978 (AS)
<b>vs. Falcons</b> .....	11	New York Giants, Oct. 25, 1981
<b>Fewest Punts</b> .....	1	vs. Detroit, Oct. 3, 1971
<b>vs. Falcons</b> .....	0	New Orleans, Jan. 2, 1983

#### PUNT RETURNS

<b>Most Punt Returns</b> .....	8	vs. Chicago, Oct. 13, 1974 (AS)
	8	vs. San Francisco, Oct. 23, 1976
<b>vs. Falcons</b> .....	9	San Francisco, Oct. 29, 1972 (AS)
<b>Most Fair Catches</b> .....	3	Eight Times
<b>vs. Falcons</b> .....	6	Minnesota, Nov. 28, 1971
<b>Most Yards Gained</b> .....	137	vs. New Orleans, Sept. 29, 1974
<b>vs. Falcons</b> .....	219	Los Angeles, Oct. 11, 1981
<b>Most Touchdowns</b> .....	1	vs. N.Y. Jets, Oct. 23, 1983
	1	vs. New Orleans, Oct. 25, 1970 (AS)
	1	vs. Minnesota, Dec. 20, 1970 (AS)
	1	vs. New Orleans, Sept. 29, 1974
<b>vs. Falcons</b> .....	2	Los Angeles, Oct. 11, 1981 (AS)

#### KICKOFF RETURNS

<b>Most Returns</b> .....	10	vs. Pittsburgh, Dec. 18, 1966 (AS)
<b>vs. Falcons</b> .....	9	Detroit, Oct. 5, 1980 (AS)
<b>Most Yards Gained</b> .....	209	vs. Pittsburgh, Dec. 18, 1966 (AS)
<b>vs. Falcons</b> .....	242	San Diego, Oct. 21, 1973

#### FUMBLES

<b>Most Fumbles</b> .....	7	vs. Los Angeles, Sept. 28, 1969
<b>vs. Falcons</b> .....	5	Six teams
<b>Most Fumbles Lost</b> .....	5	vs. New Orleans, Oct. 15, 1972
	5	vs. New Orleans, Oct. 10, 1976

#### PENALTIES

<b>Most Penalties</b> .....	17	vs. San Francisco, Nov. 5, 1978
<b>vs. Falcons</b> .....	15	Buffalo, Dec. 18, 1983 (AS)
<b>Fewest Penalties</b> .....	1	Seven times. Last time vs. Philadelphia, Dec. 7, 1980
<b>vs. Falcons</b> .....	0	Minnesota, Nov. 28, 1971
<b>Most Yards</b> .....	153	vs. Green Bay, Dec. 26, 1982 (16 pen) (AS)
<b>vs. Falcons</b> .....	135	Los Angeles, Nov. 19, 1970 (11 pen) (AS)

# Individual Season Records

## SCORING

Most Points .....	114	MICK LUCKHURST, 1981 (51 PATS, 21 FG)
Most Touchdowns .....	13	Alfred Jenkins, 1981 (13-P)
	13	GERALD RIGGS, 1984 (13-R)
Most Points After Touchdown Attempted .....	51	MICK LUCKHURST, 1981
Most Points After Touchdown .....	51	MICK LUCKHURST, 1981
Most Field Goals Attempted .....	38	Nick Mike-Mayer, 1973
Most Field Goals .....	26	Nick Mike-Mayer, 1973

## RUSHING

Most Attempts .....	397	GERALD RIGGS, 1985
Most Yards Gained .....	1719	GERALD RIGGS, 1985
Highest Average Gain (100 Attempts) .....	4.9	WILLIAM ANDREWS, 1980 (265-1308)
Most Touchdowns, Rushing .....	13	GERALD RIGGS, 1984

## PASSING

Most Passes Attempted .....	533	Steve Bartkowski, 1981 (297 comp)
Most Passes Completed .....	297	Steve Bartkowski, 1981 (533 Att)
Highest Pass Completion Percentage (150 Attempts) .....	67.3	Steve Bartkowski, 1984 (269-181)
Most Yards Gained Passing .....	3830	Steve Bartkowski, 1981
Most Touchdowns Passing .....	31	Steve Bartkowski, 1980
Fewest Passes Had Intercepted (150 Attempts) .....	3	Scott Hunter, 1977 (151 Att)
Fewest Percentage of Passes Intercepted .....	1.1	Steve Bartkowski, 1983 (5-432)
Most Passes Had Intercepted .....	23	Steve Bartkowski, 1981

## PASS RECEIVING

Most Pass Receptions .....	81	WILLIAM ANDREWS, 1981 (736 yards)
Most Yards Gained Receiving .....	1358	Alfred Jenkins 1981 (70 receptions)
Highest Average Gain .....	22.5	Ken Burrow, 1971 (33-741)
Most Touchdown Passes .....	13	Alfred Jenkins, 1981

## INTERCEPTIONS

Most Interceptions .....	9	Rolland Lawrence, 1975
Most Yards Gained Intercepting .....	221	TOM PRIDEMORE, 1981
Most Interception Touchdowns .....	2	Tom Hayes, 1973
		Kenny Johnson, 1983

## PUNTING

Most Punts .....	109	John James, 1978
Highest Punting Average (35 punts) .....	44.32	Billy Lothridge, 1968 (75)

## PUNT RETURNS

Most Punt Returns .....	54	Rolland Lawrence, 1976
Most Fair Catches .....	17	Billy Ryckman, 1978
Most Yards Gained .....	489	Billy Johnson, 1983
Highest Average Punt Returner (14 Returns) .....	13.92	Gerald Tinker, 1974 (14)
Most Punt Returns for		
Touchdowns .....	1	Tom McCauley, 1970
	1	John Mallory, 1970
	1	Gerald Tinker, 1974
	1	Billy Johnson, 1983

## KICKOFF RETURNS

Most Kickoff Returns .....	47	Reggie Smith, 1981
Most Yards Gained Kickoff Returns .....	1143	Reggie Smith, 1981 (47 Returns)
Highest Average Kickoff Returns .....	26.7	Dennis Pearson, 1978 (25 returns)
Most Kickoff Returns for		
Touchdowns .....	1	Ron Smith, 1967
	1	Malcolm Snider, 1969
	1	Dennis Pearson, 1978
	1	CLIFF AUSTIN, 1985

## Consecutive Streaks

Most Games Scoring .....	68	MICK LUCKHURST, 1981-85
Most Consecutive Games Scoring		
Touchdowns .....	4	Jim Mitchell, 1975
	4	Dave Hampton, 1975
Most Consecutive Points After		
Touchdown .....	96	MICK LUCKHURST, 1983-85
Most Consecutive		
Games Field Goals .....	8	Nick Mike-Mayer, 1973
Most Consecutive Field Goals .....	17	MICK LUCKHURST, 1984-85
Most Consecutive Games Rushing		
Touchdowns .....	3	WILLIAM ANDREWS, 1981

<b>Most Consecutive Passes</b>	
Completed .....	10 Steve Bartkowski vs. L.A. Rams, 10/7/84
.....	10 Steve Bartkowski vs. Houston, 11/29/81
.....	10 Randy Johnson vs. Detroit (6) 11/9/69; vs. Chicago (4) 11/16/69
vs. Falcons .....	12 John Unitas, Baltimore, 11/12/67 (AS)
<b>Most Consecutive Games TD</b>	
Passes .....	10 Steve Bartkowski, 1980
<b>Most Consecutive Passes Attempted,</b>	
None Intercepted .....	197 Steve Bartkowski, 1982-83
<b>Most Consecutive Games Pass</b>	
Receptions .....	103 Alfred Jenkins, 1975-83
<b>Most Consecutive Games</b>	
Touchdown Catches .....	6 4 Times. Last time, Alfred Jenkins, 1976
<b>Most Consecutive Games Passes</b>	
Intercepted .....	4 Ken Reaves (Last 3 games 1970, 1st Game, 1971)

## Team Season

Most Games Won .....	12	(1980)
Fewest Games Won .....	1	(1967)
Most Consecutive Games Without Defeat .....	9	(1980)
Most Consecutive Victories .....	9	(1980)
Most Consecutive Losses .....	11	(1967-68)

### SCORING

Most Points .....	426	(1981)
Most Touchdowns .....	52	(1981)
Most PATs .....	51	(1981)
Most FGs Attempted .....	38	(1973)
Most FGs .....	26	(1973)
Most Points Allowed .....	452	(1985)
Fewest Points Allowed .....	129	(1977)
Fewest Touchdowns Allowed .....	15	(1977)
Most Touchdowns Allowed .....	57	(1985)

### FIRST DOWNS

Most First Downs .....	336	(1980)
Fewest First Downs .....	178	(1968, 1974)
Most First Downs, Rushing .....	149	(1985)

Fewest First Downs, Rushing .....	68	(1967)
Most First Downs, Passing .....	190	(1983)
Fewest First Downs, Passing .....	80	(1977)
Most First Downs, Penalty .....	31	(1978)
Fewest First Downs, Penalty .....	9	(1968)
Most First Downs Allowed .....	342	(1983)
Most First Downs Allowed, Rushing .....	143	(1976)
Fewest First Downs Allowed, Passing .....	76	(1977)
Most First Downs Allowed, Passing .....	187	(1983)

#### NET YARDS GAINED

Most Yards Gained .....	5661	(1981)
Fewest Yards Gained .....	2800	(1974)
Fewest Net Yards Allowed .....	3242	(1977)
	2848	(1982)*
Most Yards Allowed .....	5850	(1985)

#### RUSHING

Most Rushing Attempts .....	582	(1977)
Fewest Attempts .....	309	(1982)*
	344	(1967)
Most Yards Gained .....	2466	(1985)
Fewest Yards Gained .....	1179	(1982)*
	1303	(1967)
Highest Avg. Gain .....	4.5	(1969, 1983)
Most Touchdowns .....	18	(1973)
Fewest Yards Allowed .....	1044	(1982)*
	1630	(1980)
Most Yards Allowed .....	2579	(1976)
Fewest Touchdowns Allowed .....	5	(1977)
Most Touchdowns Allowed .....	27	(1979)

#### PASSING

Most Passes Attempted .....	533	(1981)
Fewest Passes Attempted .....	280	(1982)*
	282	(1969)
Most Passes Completed .....	321	(1983) (507-Att)
Fewest Passes Completed .....	140	(1977) (297-Att)
Most Yards Gained Passing (Net) .....	3700	(1981)
Fewest Yards Gained (Net) .....	1307	(1974)
Most Times Tackled Attempting Passes .....	70	(1968)
Fewest Times Tackled		
Attempting Passes .....	25	(1982)*
	31	(1971)

Most Touchdown Passes .....	31	(1980)
Fewest Touchdown Passes .....	4	(1974)
Fewest Net Yards Allowed .....	1384	(1977)
Most Net Yards Allowed .....	3798	(1985)
Most Sacks .....	47	(1978)
Fewest Touchdowns Allowed .....	9	(1971, 1977)
Most Touchdowns Allowed .....	32	(1985)

#### INTERCEPTIONS

Most Passes Intercepted .....	26	(1977) (Opp. Att 320)
	26	(1980) (Opp. Att 564)
Fewest Passes Intercepted .....	10	(1982)* (Opp. Att 280)
	12	(1978) (Opp. Att 444)
Most Yards Gained .....	528	(1973) (22 Int.)
Most Touchdowns .....	2	(1967, 1968, 1973, 1977, 1979, 1983)

#### PUNTING

Most Punts .....	110	(1978)
Fewest Punts .....	43	(1982)*
	60	(1971)
Highest Punting Avg. ....	44.32	(1968)

#### PUNT RETURNS

Most Punt Returns .....	60	(1976)
Most Fair Catches .....	25	(1978)
Fewest Fair Catches .....	3	(1974, 1984)
Most Yards Gained .....	635	(1974)
Most Touchdowns .....	2	(1970)

#### KICKOFF RETURNS

Most Kickoff Returns .....	82	(1966)
Most Yards .....	1737	(1966)
Highest Avg. ....	25.0	(1971)
Most Touchdowns .....	1	(1967, 1969, 1978, 1985)

#### FUMBLES

Most Fumbles .....	42	(1972, 1978)
Fewest Fumbles .....	14	(1982)*
	20	(1967)
Most Fumbles Lost .....	24	(1974)
Fewest Fumbles Lost .....	9	(1977, 1980)

#### PENALTIES

Most Penalties .....	130	(1978) (1083 Yards)
Fewest Penalties .....	63	(1968) (659 Yards)
		(1969) (601 Yards)
Most Yards Penalized .....	1149	(1985) (125 Penalties)
Fewest Yards Penalized .....	593	(1973) (65 Penalties)

\*Abbreviated Season

# Individual Career Records

## SCORING

<b>Most Points</b> .....	1.	451	MICK LUCKHURST, 1981-
	2.	270	Nick Mike-Mayer, 1973-77
	3.	240	Alfred Jenkins, 1975- (40 Pass) WILLIAM ANDREWS, 1979- (29 Rush, 11 Pass)
<b>Most Touchdowns</b> .....	1.	40	Alfred Jenkins, 1975- (40 Pass)
	1.	40	WILLIAM ANDREWS, 1979- (29 Rush, 11 Pass)
	3.	36	GERALD RIGGS, 1982- (36 Rush)
<b>Most Points After Touchdown Attempted</b> .....	1.	178	MICK LUCKHURST, 1981-
	2.	105	Nick Mike-Mayer, 1973-77
	3.	104	Tim Mazzetti, 1978-80
<b>Most Points After Touchdown</b> .	1.	175	MICK LUCKHURST, 1981-
	2.	102	Nick Mike-Mayer, 1973-77
	3.	94	Tim Mazetti, 1978-80
<b>Most Field Goals Attempted</b> ...	1.	127	MICK LUCKHURST, 1981-
	2.	104	Nick Mike-Mayer, 1973-77
	3.	68	Tim Mazzetti, 1978-80
<b>Most Field Goals</b> .....	1.	92	MICK LUCKHURST, 1981-
	2.	56	Nick Mike-Mayer, 1973-77
	3.	45	Tim Mazzetti, 1978-80

## RUSHING

<b>Most Attempts</b> .....	1.	1253	WILLIAM ANDREWS, 1979-
	2.	929	GERALD RIGGS, 1982-
	3.	885	Dave Hampton, 1972-76
<b>Most Yards Gained</b> .....	1.	5772	WILLIAM ANDREWS, 1979-
	2.	3993	GERALD RIGGS, 1982-
	3.	3490	Dave Hampton, 1972-76
<b>Most Games Over 100 Yards</b> ...	1.	22	WILLIAM ANDREWS, 1979-
	2.	14	GERALD RIGGS, 1982-
<b>Highest Average Gain (100 Attempts per season)</b> .....	1.	4.6	WILLIAM ANDREWS, 1979- (1253-5772)
	2.	4.3	GERALD RIGGS, 1982- (929-3993)
	3.	4.0	Art Malone, 1970-74 (532-2118)
<b>Most Touchdowns Rushing</b> ....	1.	36	GERALD RIGGS, 1982-
	2.	29	WILLIAM ANDREWS, 1979-
	3.	25	Haskel Stanback, 1974-79

## PASSING

<b>Most Passes Attempted</b> . . . . .	1.	3329	Steve Bartkowski, 1975-85 (1870 completions)
	2.	1049	Bob Berry, 1968-72 (598 completions)
	3.	904	Randy Johnson, 1966-70 (435 completions)
<b>Most Passes Completed</b> . . . . .	1.	1870	Steve Bartkowski, 1975-85 (3329 attempts)
	2.	598	Bob Berry, 1968-72 (1049 attempts)
	3.	435	Randy Johnson, 1966-70 (904 attempts)
<b>Highest Passing Percentage (150 Attempts per season)</b> . . .	1.	57.0	Bob Berry, 1968-72 (1049-598)
	2.	56.2	Steve Bartkowski, 1975- (3329-1870)
	3.	49.3	Bob Lee, 1973-74 (402-198)
<b>Most Yards Passing</b> . . . . .	1.	23468	Steve Bartkowski, 1975-85
	2.	8489	Bob Berry, 1968-72
	3.	5538	Randy Johnson, 1966-70
<b>Most Games 300 Yards or More Passing</b> . . . . .	1.	12	Steve Bartkowski, 1975-85
	2.	3	Bob Berry, 1968-72
<b>Most Touchdown Passes</b> . . . . .	1.	154	Steve Bartkowski, 1975-85
	2.	57	Bob Berry, 1968-72
	3.	34	Randy Johnson, 1966-70
<b>Fewest Passes had Intercepted (150 Attempts per season)</b> . . .	1.	22	Bob Lee, 1973-74 (402 attempts)
	2.	56	Bob Berry, 1968-72 (1049 attempts)
<b>Most Passes Had Intercepted</b> . . .	1.	141	Steve Bartkowski, 1975-85
	2.	65	Randy Johnson, 1966-70
	3.	56	Bob Berry, 1968-72

## PUNTING

<b>Most Punts</b> . . . . .	1.	873	John James, 1972-81
	2.	424	Billy Lothridge, 1966-71
	3.	167	Ralph Giacomarro, 1983-
<b>Highest Punting Average (100 Punt Min.)</b> . . . . .	1.	41.3	Billy Lothridge, 1966-71
	2.	41.0	Ralph Giacomarro, 1983-
	3.	40.8	John James, 1972-81

## PUNT RETURNS

<b>Most Punt Returns</b> . . . . .	1.	110	Rolland Lawrence, 1973-81
	2.	95	BILLY JOHNSON, 1982-
	3.	61	Ray Brown, 1971-77
<b>Most Yards Gained Punt Returns</b> . . . . .	1.	996	BILLY JOHNSON, 1982
	2.	738	Rolland Lawrence, 1973-81
	3.	540	Ray Brown, 1971-77

**Highest Average Punt**

Returns	1.	11.8	Al Dodd, 1973-74 (35)
	2.	10.5	BILLY JOHNSON, 1982- (95)
	3.	9.9	KENNY JOHNSON, 1980- (37)

**Most Punt Returns for**

Touchdowns	1.	1	Tom McCauley, 1969-70
		1	John Mallory, 1969-70
		1	Gerald Tinker, 1974-75
		1	BILLY JOHNSON, 1982-

**KICKOFF RETURNS**

Most Kickoff Returns	1.	82	Ron Smith, 1966-67
	2.	77	Jim Butler, 1968-71
	3.	72	Reggie Smith, 1980-81

**Most Yards Gained Kickoff**

Returns	1.	1989	Ron Smith, 1966-67 (82 Returns)
	2.	1860	Jim Butler, 1968-71 (77 Returns)
	3.	1655	Reggie Smith, 1980-81 (72 Returns)

**Highest Average Kickoff Returns**

(20 or more returns)	1.	24.3	Ron Smith, 1966-67 (82 Returns)
	2.	24.2	Jim Butler, 1968-71 (77 Returns)
	3.	24.1	Gerald Tinker, 1974-75 (42 Returns)

**Most Touchdowns**

	1.	1	Ron Smith, 1966-72
		1	Malcolm Snider, 1969-72
		1	Dennis Pearson, 1978-80
		1	CLIFF AUSTIN, 1984-

**PASS RECEIVING**

Most Pass Receptions	1.	359	Alfred Jenkins, 1975-83
	2.	305	Jim Mitchell, 1969-79
	3.	271	WILLIAM ANDREWS, 1979-

**Most Yards Gained**

	1.	6257	Alfred Jenkins, 1975-83
	2.	4348	Jim Mitchell, 1969-79
	3.	3695	Wallace Francis, 1975-81

**Most Touchdown Passes**

	1.	40	Alfred Jenkins, 1975-83
	2.	28	Jim Mitchell, 1969-79
	3.	27	Wallace Francis, 1975-81

**INTERCEPTIONS**

Most Interceptions	1.	39	Rolland Lawrence, 1973-81
	2.	31	Ray Brown, 1971-77
	3.	29	Ken Reaves, 1966-74

**Most Yards Gained,**

Interceptions	1.	658	Rolland Lawrence, 1973-81
	2.	574	Ray Brown, 1971-77
	3.	439	Ken Reaves, 1966-74

**Most Touchdowns**

Interceptions	1.	2	Ray Brown, 1971-77
		2	Tom Hayes, 1971-75
		2	Tommy Nobis, 1966-76
		2	Robert Pennywell, 1977-80
		2	KENNY JOHNSON, 1980-

# Falcon Red Letter Dates

## 1964

**April 15**—Ground is broken for Atlanta-Fulton County Stadium.

## 1965

**June 30**—Rankin M. Smith, 41-year-old Executive Vice President of Life Insurance Company of Georgia, is awarded NFL franchise for approximately \$8.5 million. **Aug. 20**—"Five Smiths, Inc.," so named for Smith's five children, is registered as corporate name for team. **Aug. 24**—Stockholders are listed as Lindsey Hopkins, Jr., Howard Dobbs, Jr., Cody Laird, Jr., I.M. Sheffield, III, Dorothy Laird Williams, W. Barrett Howell, and M.E. Kilpatrick. **Aug. 29**—Miss Julia Elliott, Griffin, Ga., school teacher is notified that her suggested nickname of the "Falcons" has been chosen to name the team. **Sept. 9**—Bob Paremore of Florida A&M and Gary Barnes of Clemson are the first players signed. **Nov. 27**—Tommy Nobis, All-American linebacker from Univ. of Texas, and quarterback Randy Johnson of Texas A&I are co-first round choices. **Dec. 24**—When season ticket sales reach 45,000, ticket sales are stopped.

## 1966

**Jan. 26**—Norb Hecker, a member of Vince Lombardi's staff at Green Bay, is named head coach. **Feb. 15**—Expansion draft finds Falcons selecting 42 players, three each from the 14 established teams. **March 26**—YMCA camp near Asheville, N.C., Blue Ridge Assembly, is named site of Falcons' first training camp. **June 8**—The NFL-AFL Merger announced. **June 14**—Frank Wall is named Vice President & Treasurer. **July 2**—Training Camp opens. **Aug. 1**—Falcons lose 9-7 to Philadelphia in first preseason game. **Sept. 11**—Los Angeles defeats Falcons 19-14 in first regular season game. A 53-yard pass from quarterback Randy Johnson to wide receiver Gary Barnes nets Atlanta its first touchdown. **Nov. 30**—Atlanta defeats New York Giants 27-16 for its first victory. **Dec. 11**—Falcons defeat St. Louis, 16-10, for first Atlanta Stadium victory.

## 1967

**Jan. 31**—Frank Wall elevated to role of General Manger. **July 18**—Training camp site shifts to Johnson City, Tenn., and campus of East Tennessee State Univ. **Dec. 15**—Tommy Nobis named All-Pro, thus becoming Atlanta's first player to be honored.

## 1968

**Jan. 22**—Tom Braatz is promoted from scout to Director of Player Personnel. **May 13**—Team emblem is replaced on sleeve of jerseys by stripes. **Oct. 1**—Norm Van Brocklin is named head coach, replacing Norb Hecker.

## 1969

**Sept. 21**—Falcons win first season opener, beating San Francisco, 21-7. **Oct. 29**—Running back, Junior Coffey, last of the 42 original expansion draftees, is traded to N.Y. Giants. **Dec. 21**—Atlanta defeats Minnesota, 10-7, stopping Vikings 12-game winning streak and giving Falcons 6-8-1 record, best in club history.

## 1970

**Jan. 6**—Frank Wall raised to rank of team president, Rankin M. Smith to Chairman of the Board, and Van Brocklin adds title of General Manager. **Sept. 12**—Team concludes finest preseason (4-1) of its history with 20-17 conquest of Miami.

## 1971

**Jan. 3**—For first time in team history, ticket prices are raised. Most seats increase in price \$6.00 to \$7.50. **July 19**—Furman University in Greenville, S.C., becomes the third home of Falcons' training camp. **Oct. 25**—Van Brocklin is given new multi-year contract. **Dec. 19**—Falcons post first winning season in history (7-6-1) after wide receiver Ken Burrow pulls in winning touchdown pass from quarterback Bob Berry in 24-20 victory over New Orleans.

## 1972

**Oct. 1**—Running back Dave Hampton scores two touchdowns and rushes for team record 161 yards as Falcons defeat Los Angeles, 31-3, for club's first victory ever over the Rams. Teammate Art Malone also rushes for 103 yards, marking first time in Atlanta's seven-year history that two backs have gained 100 yards or more rushing in one game.

## 1973

**May 14**—Falcons trade Bob Berry and a number one draft choice in Minnesota for veterans Bob Lee and Lonnie Warwick. **Sept. 16**—Smashing 35 team records, Falcons defeat New Orleans, 62-7, in season opener. **Nov. 4**—Nick Mike-Mayer kicks five field goals as Atlanta defeats Los Angeles, 15-13. **Nov. 17**—Falcon winning streak reaches a club record seven games with defeat of N.Y. Jets, 28-20.

## 1974

**Nov. 5**—Norm Van Brocklin fired as Head Coach/General Manager. **Nov. 6**—Marion Campbell, Atlanta's defensive coordinator, is named Head Coach.

## 1975

**Jan. 9**—Marion Campbell signed to new contract as head coach. **Jan. 27**—Falcons trade offensive tackle George Kunz and a draft choice to Baltimore for the number one pick in 1975 NFL draft. Atlanta also got Colts' sixth choice (used on Fulton Kuykendall). **Jan. 28**—Steve Bartkowski selected as No. 1 draft choice in the country. **Feb. 26**—Pat Pepler is named Falcon General Manager. **Dec. 21**—Running back Dave Hampton becomes only Falcon to ever gain 1,000 yards in season with 61 yards against Green Bay in final game of the year.

## 1976

**Oct. 11**—Marion Campbell is fired as head coach, and Pat Pepler named as interim head coach.

## 1977

**Feb. 1**—Eddie LeBaron is named General Manager, while Rankin M. Smith, Jr., is named President of the Club. **Feb. 3**—Leeman Bennett named Falcon Head Coach. **Nov. 27**—Falcons limit Tampa Bay to only 78 yards in a 17-0 victory to establish a club record for fewest yards allowed in a single game. **Dec. 18**—Falcons defeat New Orleans 35-7, thus limiting opponents to 129 points for the season, a modern-day record for a 14-game season.

## 1978

**Apr. 3**—Ground broken for construction of new year-round training facility in Suwanee, Ga. **Aug. 19**—Falcons unveil new uniforms, which are currently worn by team. **Oct. 15**—Falcons record first ever shutout in Atlanta-Fulton County Stadium with 14-0 defeat of Detroit. **Oct. 30**—Tim Mazzetti kicks five field goals to give Falcons 15-7 Monday Night victory over Los Angeles. **Dec. 16**—Falcons clinch first

ever playoff berth when Chicago defeats Washington. Atlanta had beaten Redskins 20-17 previous week to move into playoff position. **Dec. 24**—Steve Bartkowski throws two touchdown passes in final eight minutes to spark 14-13 Atlanta victory over Philadelphia in NFC Wildcard Playoff Game. **Dec. 30**—Falcons lose closely-contested playoff contest 27-20 at Dallas after leading 20-13 at halftime.

### 1979

**Sept. 2**—William Andrews established new club single game rushing record with 167 yard performance at New Orleans as offensive records fall in 40-34 Atlanta overtime win. **Sept. 16**—Steve Bartkowski establishes new club single game passing record with 326 yards (20 of 29) against Denver, but Broncos win 20-17 in overtime. **Oct. 14**—Lynn Cain becomes first Falcon player to ever score three touchdowns in a single game as catches two touchdown passes and rushes for another score against Oakland. **Dec. 16**—Andrews establishes new Falcon single season rushing record of 1,023 yards as he gains 63 yards in 31-21 victory over 49ers.

### 1980

**Sept. 21**—Steve Bartkowski establishes new club passing record with 332 yards, but Falcons drop 20-17 decision to Miami. **Oct. 5**—Falcons establish club record with 34-point first half outburst enroute to 43-28 victory over previously undefeated Detroit Lions. **Oct. 19**—Steve Bartkowski ties 12-year club TD passing record with four scoring passes against Saints. **Nov. 9**—Steve Bartkowski resets single game passing record with 378-yard performance in dramatic 33-27 Atlanta overtime victory at St. Louis. Falcons trailed 24-6 at half before rallying. **Dec. 14**—Falcons set club record for most consecutive wins (9) as Tim Mazzetti kicks game winning field goal with seven seconds remaining. Fullback William Andrews gains 101 yards while breaking his own single season rushing record of 1,023 yards. **Dec. 14**—Atlanta clinches first NFC Western Division title behind three Bartkowski touchdown passes and Andrews' sixth 100-yard performance of season. **Jan. 5 (1981)**—Falcons make second NFL playoff appearance, but lose 30-27 decision to Dallas before Atlanta-Fulton County Stadium record crowd of 60,022. **Feb. 1 (1981)**—Club record six players represent Falcons in Pro Bowl as Steve Bartkowski sets game passing record of 178 yards, including a 55-yard score to Alfred Jenkins as NFC claims 21-7 decision.

### 1981

**Sept. 6**—Falcons record first ever opening day shutout with 27-0 whitewash of New Orleans. **Sept. 13**—Falcons erupt for NFL record tying 31 points in fourth quarter to defeat Green Bay 31-17 and record first ever victory at Green Bay. **Sept. 20**—Atlanta raises record to 3-0, best start in club history, with a 34-17 victory over San Francisco. Falcon victory highlighted by club record 101-yard interception return by Tom Pridemore. **Nov. 1**—Wide Receiver Alfred Jenkins established club record of three touchdown passes in a single game against New Orleans.

## 1982

**Jan. 30**—Seven Falcons represent club in 1982 Pro Bowl game at Honolulu, Hawaii. **Jan. 26**—Tom Braatz elevated to General Manager and Eddie LaBaron promoted to Executive Vice President and Chief Operating Officer. **May 17**—Season ticket sales suspended after reaching club record 57,500. **Sept. 12**—Falcons open season with 16-14 win over the New York Giants in the Meadowlands aided by a record 91-yard fumble recovery return for a TD by Bob Glazebrook. **Sept. 21**—NFL players go on strike. Falcons record stands at 1-1. **Nov. 17**—Players return to practice, ending 57-day strike. **Nov. 21**—William Andrews goes over 200 total yards (119 rushing, 88 receiving) for first time in his career as Falcons down L.A. Rams in Atlanta Fulton County Stadium 34-17 in first game since end of strike. **Nov. 28**—Alfred Jenkins becomes Falcons' all-time leading receiver with 306 receptions on his first catch, but the Falcons lose 23-20 to St. Louis. **Dec. 19**—Falcons clip Super Bowl Champs San Francisco 49ers on ABC Sunday night game, 17-7, claiming their third playoff berth in last five seasons. **Dec. 26**—Alfred Jenkins extends receiving streak to 97 games, fourth longest in NFL history but Falcons lose 38-7 to Green Bay in Atlanta Fulton County Stadium.

## 1983

**Jan. 9**—Falcons lose 30-24 at Minnesota in the first round of the Super Bowl Tournament despite a blocked punt for a TD, a fake field goal for a TD, and an interception for a TD. **Jan. 14**—Leeman Bennett is dismissed after six years and an overall record of 47-44. **Feb. 1**—Dan Henning, assistant head coach of the world champion Washington Redskins, is named head coach. **Sept. 4**—Falcons give Henning 20-17 win in Chicago in his head coaching debut. **Sept. 18**—William Andrews carries club record 32 times for 150 yards as Falcons win in Detroit 30-14. **Oct. 16**—Alfred Jenkins' fourth longest receiving streak in NFL history stops at 103 in L.A. **Nov. 6**—Steve Bartkowski stretches non-interception streak to club record 197 before interception in New Orleans. **Nov. 20**—Falcons beat San Francisco 28-24 on 47-yard "Big Ben" from Bartkowski to Billy Johnson as time runs out. Bartkowski surpasses 20,000 career yards passing. **Nov. 27**—Kenny Johnson becomes only 12th player in NFL history to return two interceptions for TDs in one game in 47-41 overtime win against Green Bay. **Dec. 10**—William Andrews breaks club's single season rushing record as he gains 161 yards in Miami. Bartkowski becomes 16th player in NFL history to have 3rd, 3000-yard season. Fifteen-year veteran center Jeff Van Note starts 200th game for the Falcons.

## 1984

**Aug. 21**—Falcons' all-time leading rusher William Andrews sustains severe knee injury during preseason practice session which sidelines him for the entire season. **Sept. 2**—Gerald Riggs sets club marks for single game carries and yards rushing 35 times for 202 yards in 36-28 opening day win at New Orleans. **Sept. 9**—Mick Luckhurst becomes Falcons all-time leading scorer, surpassing Nick Mike-Mayer's 270 points. **Oct. 7**—Falcons win for the first time in 19 years at the L.A. Rams as Luckhurst kicks 37-yard field goal as time expires for 30-28 victory. Lynn Cain sets club single game mark of three TDs rushing. Falcons pay price as they lose Billy "White Shoes" Johnson for the year with knee injury. **Nov. 18**—Steve Bartkowski leaves game vs. Cleveland with knee injury that will unable him to return for remainder of the season. **Dec. 2**—Alfred Jackson catches 11 catches for club record 193 yards vs. San Francisco. **Dec. 16**—Falcons end nine-game losing streak, second longest in club's history, with 26-10 win over Philadelphia behind quarterback Dave Archer.

1985

**Sept. 29**—Mick Luckhurst kicks two field goals vs. the L.A. Rams, breaking club's consecutive field goal mark of nine set by Tim Mazzetti. **Oct. 27**—Luckhurst extends consecutive field goal mark to 17 before missing at Dallas. **Nov. 10**—Gerald Riggs sets new club record for career rushing TDs, surpassing William Andrews' 29. **Nov. 17**—Riggs rushes for three more TDs, tying club single game mark set previously by Lynn Cain. **Nov. 24**—Riggs rushes for more than 100 yards against the Chicago Bears for the fifth straight week, a club record for consecutive 100 yard games. He is the only player to rush for more than 100 yards against the Bears all season. **Nov. 27**—The Falcons waive Steve Bartkowski are five weeks on injured reserve. **Dec. 22**—Riggs rushes for 158 yards in 16-10 finale win over New Orleans, his ninth 100-yard game of the year, a new club record. He also pushes season rushing total to 1,719, breaking Andrews' single season mark of 1,567. **Dec. 23**—Eddie LeBaron, vice president and chief executive officer is dismissed. Dan Henning is given one-year contract extension. **Dec. 24**—Henning hires former Falcons head coach Marion Campbell as his new defensive coordinator.



Pro football Hall of Fame display at Canton, Ohio recognizing the NFL punt return record of Billy "Whiteshoes" Johnson.

# Falcons on Prime Time TV (6-11)

		Next Week (6-11)
<b>Nov. 30, 1970</b> (Monday)	<b>Miami 20 Atlanta 7</b> at Atlanta (54,036) Larry Csonka gains 109 yards to pace Dolphin victory	San Francisco 24 Atlanta 20
<b>Nov. 22, 1971</b> (Monday)	<b>Atlanta 28 Green Bay 21</b> at Atlanta (58,850) Bob Berry completes club record 16 of 21 passes	Minnesota 24 Atlanta 7
<b>Nov. 20, 1972</b> (Monday)	<b>Washington 24 Atlanta 13</b> at Washington (53,039) Skins overcome 10-0 halftime deficit	Atlanta 23 Denver 20
<b>Oct. 1, 1973</b> (Monday)	<b>Detroit 31 Atlanta 6</b> at Detroit (45,519) Lions coast after taking 21-3 halftime lead	San Francisco 13 Atlanta 9
<b>Nov. 19, 1973</b> (Monday)	<b>Atlanta 20 Minnesota 14</b> at Atlanta (58,850) QB Bob Lee is hero as Falcons trip unbeaten Vikings	Atlanta 28 N.Y. Jets 20
<b>Oct. 28, 1974</b> (Monday)	<b>Pittsburgh 24 Atlanta 17</b> at Pittsburgh (48,094) Steelers break 14-14 halftime tie for victory	Miami 42 Atlanta 7
<b>Oct. 30, 1978</b> (Monday)	<b>Atlanta 15 Los Angeles 7</b> at Atlanta (57,250) Mazzetti's five field goals provide all Atlanta points	Atlanta 21 San Francisco 10
<b>Sept. 10, 1979</b> (Monday)	<b>Atlanta 14 Philadelphia 10</b> at Philadelphia (66,935) Andrews gains 121 rushing to key win	Denver 20 Atlanta 17
<b>Oct. 29, 1979</b> (Monday)	<b>Seattle 31 Atlanta 28</b> at Atlanta (52,566) Late interceptions kill Falcons comeback bid	Atlanta 17 Tampa Bay 14
<b>Nov. 19, 1979</b> (Monday)	<b>Los Angeles 20 Atlanta 14</b> at Los Angeles (54,097) Penalties costly in narrow defeat for Falcons	New Orleans 37 Atlanta 6
<b>Oct. 5, 1981</b> (Monday)	<b>Philadelphia 16 Atlanta 13</b> at Philadelphia (71,488) Mistakes were costly in Atlanta's defeat	Los Angeles 37 Atlanta 35
<b>Nov. 23, 1981</b> (Monday)	<b>Atlanta 31 Minnesota 30</b> at Atlanta (54,086) Four interceptions, one returned for TD by Buddy Curry clinched victory	Atlanta 31 Houston 27
<b>Dec. 14, 1981</b> (Monday)	<b>Los Angeles 21 Atlanta 16</b> at Los Angeles (57,054) Andrews rushed for 115 yards in losing effort	Cincinnati 30 Atlanta 28
<b>Dec. 19, 1982</b> (Sunday)	<b>Atlanta 17 San Francisco 7</b> at San Francisco (53,234) Andrews rushes for 108 yards as Falcons claim NFC playoff berth	Green Bay 38 Atlanta 7
<b>Nov. 18, 1983</b> (Monday)	<b>Los Angeles Rams 36 Atlanta 13</b> at Atlanta (31,203) Dickerson rushes for 146 and Falcons turn it over four times	Atlanta 28 San Francisco 24
<b>Oct. 22, 1984</b> (Monday)	<b>Los Angeles Rams 24 Atlanta 10</b> at Atlanta (52,861) Eric Dickerson rushes for 145 yards and one TD	Pittsburgh 35 Atlanta 10
<b>Nov. 5, 1984</b> (Monday)	<b>Washington 27 Atlanta 14</b> at Washington (51,301) Riggins scores twice. Bartkowski hurt	New Orleans 17 Atlanta 13

# Falcons in Overtime

(3-7)

1985: **Philadelphia 23, Atlanta 17** — Mick Quick catches 99-yard TD from Ron Jaworski.

1984: **Detroit 27, Atlanta 24** — Eddie Murray kicks 48-yard field goal after Lions win toss.

1983: **Atlanta 47, Green Bay 41** — Kenny Johnson intercepts Lynn Dickey and returns pass 31 yards for winning score.

**New York Giants 16, Atlanta 13** — Ali Haji-Sheikh kicks 30-yard field goal.

1981: **New York Giants 27, Atlanta 24** — Joe Danelo kicks 40-yard field goal after Falcons fumble on first play of second possession.


1980: **Atlanta 33, St. Louis 27** — Ray Strong rambles 21 yards for TD 4:42 into overtime.

**Los Angeles Rams 20, Atlanta 17** — Frank Carrol kicks 23-yard field goal after Bartkowski fumbles on sack.

1979: **Atlanta 40, New Orleans 34** — James Mayberry catches desperation pass by Saints' punter Russell Erxleben who had chased errant snap into end zone.

**Denver 20, Atlanta 17** — Jim Turner kicks 24-yard field goal after Tim Mazzetti misses 31-yarder with :22 in regulation.

1975: **Oakland 37, Atlanta 34** — George Blanda kicks 36-yard field goal with just :02 left in overtime.




## Suwanee Training Complex

The Falcons are now in their ninth year at the Falcon Training Complex, which was completed in August of 1978. The Complex is the year-round home of the Falcon players, coaches and administrative personnel.

The 28,000 square-foot building is located in Suwanee, Georgia, and includes three practice fields, locker room facilities, a newly renovated weight room, players lounge, press working room, player meeting rooms, and all administrative offices.

Construction on the facility began April 3, 1978 and was completed less than five months later. Prior to completion of the Falcon complex, the club trained at Furman University in Greenville, South Carolina, and practiced at Atlanta-Fulton County Stadium where the administrative offices were housed.

Adjacent to the practice facility is the Falcon Inn and Conference Center, where the players are housed during training camp. Also on the facility grounds is The Complex, a public health club and racquetball club that is available for player use.



## Atlanta-Fulton County Stadium

Atlanta-Fulton County Stadium serves as the home of the Atlanta Falcons. Construction of the stadium began on April 15, 1964 and was completed in less than a year. Costing only \$14,250,000, the stadium has a capacity of 59,709. The lower level consists of poured in place concrete and contains 25,093 seats. The Club and Upper levels (2,782 and 25,800 seats respectively) are basic steel construction with pre-cast concrete in the seating areas. The Bermuda grass field is lit by over 200 foot candles.

# Preseason Results

## 1966 (1-4)

Philadelphia at Atlanta (20,072)	7-9
St. Louis at St. Louis (34,303)	10-20
N.Y. Giants at Nashville (20,945)	7-14
Cleveland at Atlanta (48,548)	3-42
San Francisco at Columbia (21,780)	24-17

## 1967 (2-2-1)

N.Y. Giants at Ithaca (20,000)	10-10
Miami at Miami (50,822)	27-17
Cleveland at Atlanta (52,240)	34-31
Minnesota at Cleveland (1st game of doubleheader) (84,236)	3-16
N.O. at New Orleans (67,486)	14-27

## 1968 (1-4)

Washington at Tampa (42, 180)	14-16
N.Y. Giants at Nashville (14,555)	13-17
N.Y. Jets at Birmingham (27,406)	12-27
N.O. at Atlanta (49,832)	16-10
Miami at Miami (36,122)	13-19

## 1969 (2-4)

Philadelphia at Portland (21,625)	13-7
Boston at Boston (24,084)	34-16
Washington at Atlanta (56,990)	7-24
N.O. at New Orleans (69,898)	17-21
K.C. at Kansas City (37,273)	10-14
Green Bay at Canton (17,411)	24-38

## 1970 (4-1)

N.Y. Jets at Winston-Salem (19,700)	33-7
Washington at Washington (35,186)	13-21
Kansas City at Atlanta (56,990)	22-17
Buffalo at Buffalo (30,869)	10-7
Miami at Miami (50,259)	20-17

## 1971 (3-2)

Kansas City at K.C. (37,403)	10-12
Denver at Memphis (22,474)	27-10
Buffalo at Atlanta (53,090)	35-24
New England at Foxboro (48,631)	45-35
San Diego at San Diego (32,555)	14-21

## 1972 (1-4)

San Diego at San Diego (41,404)	7-30
Pittsburgh at Atlanta (53,288)	17-31
Miami at Miami (75,372)	10-24
New York Jets at Atlanta (37,806)	3-9
Cincinnati at Cincinnati (55,804)	44-14

## 1973 (2-3)

Baltimore at Atlanta (57,122)	34-10
New England at Atlanta (56,238)	27-10
Cleveland at Knoxville, Tenn. (40,831)	17-20
Cincinnati at Atlanta (55,863)	20-31
Pittsburgh at Pittsburgh (50,350)	0-19

## 1974 (4-2)

Philadelphia at Philadelphia (15,379)	23-7
Oakland at Berkeley (34,319)	16-28
Cincinnati at Grant Field (44,127)	7-13
Houston at Houston (27,116)	10-6
Baltimore at Atlanta (50,085)	23-7
Denver at Denver (43,253)	20-14

## 1975 (3-3)

Washington Redskins at Washington (18,444)	16-14
Baltimore at Lincoln, Neb. (43,097)	10-3

Oakland at Atlanta (39,878)	7-22
N.Y. Jets at Atlanta (34,387)	13-16
Buffalo at Tampa, Fla. (41,212)	14-16
Philadelphia at Atlanta (28,675)	17-14

## 1976 (2-4)

Washington at Atlanta (38,808)	10-17
Cleveland at Stillwater, Okla. (24,227)	7-31
Tampa Bay at Jacksonville, Fla. (11,342)	3-17
New England at Atlanta (23,495)	17-28
Baltimore at Atlanta (24,986)	21-7
Green Bay at Milwaukee, Wisc. (54,989)	26-7

## 1977 (3-3)

St. Louis at St. Louis (24,667)	3-0
N.Y. Jets at Atlanta (28,954)	2-17
Denver at Atlanta (21,239)	2-10
Tampa Bay at Orlando (31,123)	30-21
Kansas City at Kansas City (22,748)	24-16
New England at New England (41,346)	10-29

## 1978 (2-2)

New York Jets at New York (31,480)	20-17
Pittsburgh at Pittsburgh (46,444)	7-13
Philadelphia at Atlanta (51,306)	7-24
Washington at Washington (29,487)	10-7

## 1979 (0-4)

New England at Atlanta (53,228)	14-37
St. Louis at St. Louis (39,705)	17-42
Washington at Atlanta (52,478)	6-16
Green Bay at Green Bay (55,416)	35-45

## 1980 (1-3)

Seattle at Seattle (59,555)	10-14
Pittsburgh at Atlanta (55,695)	14-17
San Diego at San Diego (47,184)	9-17
Baltimore at Atlanta (42,983)	51-35

## 1981 (2-3)

Cleveland at Canton, O. (23,921)	10-24
Oakland at Oakland (42,697)	16-17
New York Jets at Atlanta (51,163)	21-20
Minnesota at Minnesota (42,908)	19-20
Tampa Bay at Atlanta (53,688)	27-7

## 1982 (2-2)

Minnesota at Atlanta (49,831)	20-17
Baltimore at Phoenix (56,748)	3-34
Philadelphia at Atlanta (51,175)	24-21
Tampa Bay at Tampa Bay (62,933)	0-34

## 1983 (2-2)

Washington at Atlanta (46,052)	13-10
Denver at Denver (73,199)	10-21
Tampa Bay at Tampa Bay (57,237)	6-17
Baltimore at Atlanta (37,420)	10-7

## 1984 (1-3)

Minnesota at Minnesota (51,693)	6-37
New Orleans at New Orleans (58,502)	21-31
Tampa Bay at Atlanta (29,610)	52-21
Denver at Atlanta (30,988)	13-24

## 1985 (2-2)

Washington at Atlanta (30,574)	14-17
Tampa Bay at Tampa Bay (34,040)	23-17
Green Bay at Milwaukee (49,703)	24-28
Miami at Atlanta (32,768)	19-17

# Year-by-Year Scores

1966 (3-11)

Seventh Place, Eastern Conference

Coach: Norb Hecker

	Atl.	Opp.		
Los Angeles	14	19	(L)	54,418
at Philadelphia	10	23	(L)	54,049
at Detroit	10	28	(L)	47,615
Dallas	14	47	(L)	56,990
at Washington	20	33	(L)	50,116
San Francisco	7	44	(L)	54,788
at Green Bay	3	56	(L)	48,623
Cleveland	17	49	(L)	57,235
Baltimore	7	19	(L)	58,850
at New York Giants	27	16	(W)	62,746
at Chicago	6	23	(L)	44,777
at Minnesota	20	13	(W)	37,117
St. Louis	16	10	(W)	57,169
Pittsburgh	33	57	(L)	56,229

1969 (6-8)

Third Place, Coastal Division

Coach: Norm Van Brocklin

	Atl.	Opp.		
San Francisco	24	12	(W)	45,940
at Los Angeles	7	17	(L)	58,031
Baltimore	14	21	(L)	57,806
Dallas	17	24	(L)	54,833
at San Francisco	21	7	(W)	28,684
at Green Bay	10	28	(L)	50,861
Los Angeles	6	38	(L)	58,850
at Detroit	21	27	(L)	53,242
Chicago	48	31	(W)	53,722
at Washington	20	27	(L)	50,345
at Baltimore	6	13	(L)	60,238
New Orleans	45	17	(W)	51,021
at Philadelphia	27	3	(W)	60,658
Minnesota	10	3	(W)	52,872

1967 (1-12-1)

Fourth Place, Coastal Division

Coach: Norb Hecker

	Atl.	Opp.		
at Baltimore	31	38	(L)	56,715
at San Francisco	7	38	(L)	30,207
at Green Bay	0	23	(L)	49,467
Philadelphia	7	38	(L)	53,868
Washington	20	20	(T)	56,538
at Detroit	3	24	(L)	50,601
Minnesota	21	20	(W)	52,859
at Dallas	7	37	(L)	54,751
Baltimore	7	49	(L)	58,850
Los Angeles	3	31	(L)	56,871
at New Orleans	24	27	(L)	83,437
at Los Angeles	3	20	(L)	46,395
San Francisco	28	34	(L)	51,798
Chicago	14	23	(L)	54,107

1970 (4-8-2)

Third Place, NFC Western Division

Coach: Norm Van Brocklin

	Atl.	Opp.		
at New Orleans	14	3	(W)	77,042
at Green Bay	24	27	(L)	56,263
San Francisco	21	20	(W)	58,850
at Dallas	0	13	(L)	53,611
at Denver	10	24	(L)	50,705
New Orleans	32	14	(W)	58,850
Chicago	14	23	(L)	58,850
at Los Angeles	10	10	(T)	67,232
at Philadelphia	13	13	(T)	55,425
Los Angeles	7	17	(L)	58,850
Miami	7	20	(L)	54,036
at San Francisco	20	24	(L)	41,387
Pittsburgh	27	16	(W)	54,162
Minnesota	7	37	(L)	57,992

1968 (2-12)

Fourth Place, Coastal Division

Coach: Norm Van Brocklin (2-9);  
Norb Hecker (0-3)

	Atl.	Opp.		
at Minnesota	7	47	(L)	45,563
Baltimore	20	28	(L)	50,428
at San Francisco	13	28	(L)	27,471
Green Bay	7	38	(L)	58,850
New York Giants	24	21	(W)	49,962
at Los Angeles	14	27	(L)	54,443
at Cleveland	7	30	(L)	67,723
Pittsburgh	21	41	(L)	47,727
Los Angeles	10	17	(L)	53,979
at Chicago	16	13	(W)	44,214
at St. Louis	12	17	(L)	43,246
at Baltimore	0	44	(L)	60,238
Detroit	7	24	(L)	49,437
San Francisco	12	14	(L)	44,977

1971 (7-6-1)

Third Place, NFC Western Division

Coach: Norm Van Brocklin

	Atl.	Opp.		
San Francisco	20	17	(W)	56,990
at Los Angeles	20	20	(T)	57,895
at Detroit	38	41	(L)	54,418
St. Louis	9	26	(L)	58,850
Los Angeles	16	24	(L)	58,850
New Orleans	28	6	(W)	58,850
at Cleveland	31	14	(W)	76,825
at Cincinnati	9	6	(W)	59,604
New York Giants	17	21	(L)	58,850
Green Bay	28	21	(W)	58,850
at Minnesota	7	24	(L)	49,784
Oakland	24	13	(W)	58,850
at San Francisco	3	24	(L)	44,582
at New Orleans	24	20	(W)	75,954

1972 (7-7)

## Second Place, NFC Western Division

Coach: Norm Van Brocklin

	Atl.	Opp.		
at Chicago	37	21	(W)	55,701
at New England	20	21	(L)	60,999
Los Angeles	31	3	(W)	58,850
Detroit	23	26	(L)	58,850
at New Orleans	21	14	(W)	66,294
at Green Bay (Mil)	10	9	(W)	47,967
San Francisco	14	49	(L)	58,850
at Los Angeles	7	20	(L)	75,081
New Orleans	36	20	(W)	58,850
at Washington	13	24	(L)	53,039
Denver	23	20	(W)	58,850
Houston	20	10	(W)	58,850
at San Francisco	0	20	(L)	61,214
Kansas City	14	17	(L)	58,850

1973 (9-5)

## Second Place, NFC Western Division

Coach: Norm Van Brocklin

	Atl.	Opp.		
at New Orleans	62	7	(W)	66,428
at Los Angeles	0	31	(L)	64,528
at Detroit	6	31	(L)	45,519
San Francisco	9	13	(L)	58,850
Chicago	46	6	(W)	58,850
at San Diego	41	0	(W)	41,527
at San Francisco	17	3	(W)	56,825
Los Angeles	15	13	(W)	58,850
at Philadelphia	44	27	(W)	63,114
Minnesota	20	14	(W)	58,850
at New York Jets	28	20	(W)	61,327
Buffalo	6	17	(L)	58,850
St. Louis	10	32	(L)	58,850
New Orleans	14	10	(W)	58,850

1974 (3-11)

## Fourth Place, NFC Western Division

Coach: Norm Van Brocklin (2-6)  
Marion Campbell (1-5)

	Atl.	Opp.		
Dallas	0	24	(L)	57,322
San Francisco	10	16	(L)	47,686
at New Orleans	13	14	(L)	62,273
at New York Giants	14	7	(W)	50,415
Chicago	13	10	(W)	47,835
New Orleans	3	13	(L)	47,127
at Pittsburgh	17	24	(L)	48,094
at Miami	7	42	(L)	64,399
at Los Angeles	0	21	(L)	70,056
Baltimore	7	17	(L)	41,278
at San Francisco	0	27	(L)	45,435
Los Angeles	7	30	(L)	18,648
at Minnesota	10	23	(L)	47,105
Green Bay	10	3	(W)	10,020

1975 (4-10)

## Third Place, NFC Western Division

Coach: Marion Campbell

	Atl.	Opp.		
at St. Louis	20	23	(L)	42,172
Detroit	14	17	(L)	45,218
New Orleans	14	7	(W)	29,444
at San Francisco	17	3	(W)	44,043
at Los Angeles	7	22	(L)	64,843
Cincinnati	14	21	(L)	45,811
at New Orleans	7	23	(L)	49,342
at Minnesota	0	38	(L)	43,751
Los Angeles	7	16	(L)	44,595
Denver	35	21	(W)	28,686
at Oakland	34	37ot	(L)	50,860
Washington	27	30	(L)	52,809
San Francisco	31	9	(W)	38,501
at Green Bay	13	22	(L)	56,267

1976 (4-10)

## Fourth Place, NFC Western Division

Coach: Marion Campbell (1-4)  
Pat Pepler (3-6)

	Atl.	Opp.		
Los Angeles	14	30	(L)	53,607
at Detroit	10	24	(L)	50,840
at Chicago	10	0	(W)	41,029
Philadelphia	13	14	(L)	45,535
at New Orleans	0	30	(L)	51,521
Cleveland	17	20	(L)	33,364
at San Francisco	0	15	(L)	50,240
New Orleans	23	20	(W)	34,127
at Seattle	13	30	(L)	57,985
San Francisco	21	16	(W)	20,058
Dallas	17	10	(W)	54,992
at Houston	14	20	(L)	25,838
at Los Angeles	0	59	(L)	57,366
Green Bay	20	24	(L)	23,436

1977 (7-7)

## Second Place, NFC Western Division

Coach: Leeman Bennett

	Atl.	Opp.		
Los Angeles	17	6	(W)	55,956
at Washington	6	10	(L)	55,031
New York Giants	17	3	(W)	46,374
at San Francisco	7	0	(W)	38,009
at Buffalo	0	3	(L)	27,348
at Chicago	16	10	(W)	49,407
Minnesota	7	14	(L)	59,257
San Francisco	3	10	(L)	46,577
Detroit	17	6	(W)	47,451
at New Orleans	20	21	(L)	43,135
at Tampa Bay	17	0	(W)	43,592
New England	10	16	(L)	57,911
at Los Angeles	7	23	(L)	52,574
New Orleans	35	7	(W)	36,895

1978 (9-7)

Second Place, NFC Western Division  
NFC Wildcard Team

Coach: Leeman Bennett

	Atl.	Opp.		
Houston	20	14	(W)	57,328
at Los Angeles	0	10	(L)	46,201
Cleveland	16	24	(L)	56,648
at Tampa Bay	9	14	(L)	58,072
New York Giants	23	20	(W)	47,765
at Pittsburgh	7	31	(L)	48,202
Detroit	14	0	(W)	51,172
at San Francisco	20	17	(W)	34,133
Los Angeles	15	7	(W)	57,250
San Francisco	21	10	(W)	55,468
New Orleans	20	17	(W)	70,323
at Chicago	7	13	(L)	46,022
at New Orleans	20	17	(W)	55,121
at Cincinnati	7	37	(L)	25,601
Washington	20	17	(W)	54,178
at St. Louis	21	42	(L)	40,022
*Philadelphia	14	13	(W)	49,447
*at Dallas	20	27	(L)	60,338

1981 (7-9)

## Second Place, NFC Western Division

Coach: Leeman Bennett

	Atl.	Opp.		
New Orleans	27	0	(W)	57,406
at Green Bay	31	17	(W)	55,382
San Francisco	34	17	(W)	56,653
at Cleveland	17	28	(L)	78,283
at Philadelphia	13	16	(L)	71,488
Los Angeles	35	37	(L)	57,841
St. Louis	41	20	(W)	51,428
New York Giants	24	27ot	(L)	48,410
at New Orleans	41	10	(W)	63,637
at San Francisco	14	17	(L)	59,127
Pittsburgh	20	34	(L)	57,485
Minnesota	31	30	(W)	54,086
at Houston	31	27	(W)	40,201
at Tampa Bay	23	24	(L)	69,221
at Los Angeles	16	21	(L)	57,054
Cincinnati	28	30	(L)	35,972

1979 (6-10)

## Third Place, NFC Western Division

Coach: Leeman Bennett

	Atl.	Opp.		
at New Orleans	40	34ot	(W)	70,940
at Philadelphia	14	10	(W)	55,935
Denver	17	20ot	(L)	57,677
at Detroit	23	24	(L)	56,249
Washington	7	16	(L)	56,819
Green Bay	25	7	(W)	56,184
at Oakland	19	50	(L)	52,900
at San Francisco	15	20	(L)	33,952
Seattle	28	31	(L)	52,566
Tampa Bay	17	14	(W)	55,150
at New York Giants	3	24	(L)	60,860
at Los Angeles	14	20	(L)	54,097
New Orleans	6	37	(L)	42,815
at San Diego	28	26	(W)	50,198
Los Angeles	13	34	(L)	49,236
San Francisco	31	21	(W)	37,211

1982 (5-4)

## Fifth Place, NFC#

Coach: Leeman Bennett

	Atl.	Opp.		
at New York Giants	16	14	(W)	74,286
L.A. Raiders	14	38	(L)	54,774
L.A. Rams	34	17	(W)	39,686
St. Louis	20	23	(L)	33,411
at Denver	34	17	(W)	75,103
New Orleans	35	0	(W)	39,535
at San Francisco	17	7	(W)	53,234
Green Bay	7	38	(L)	50,245
at New Orleans	6	35	(L)	47,336
*at Minnesota	24	30	(L)	60,560
*NFC Playoffs				
#No Division titles declared				

1980 (12-4)

## NFC Western Division Champion

Coach: Leeman Bennett

	Atl.	Opp.		
at Minnesota	23	24	(L)	44,773
at New England	37	21	(W)	48,321
Miami	17	20	(L)	54,479
at San Francisco	20	17	(W)	56,518
Detroit	43	28	(W)	57,652
New York Jets	7	14	(L)	57,458
at New Orleans	41	14	(W)	62,651
Los Angeles	13	10	(W)	57,401
at Buffalo	30	14	(W)	57,959
at St. Louis	33	27ot	(W)	48,662
New Orleans	31	13	(W)	53,871
Chicago	28	17	(W)	49,164
Washington	10	6	(W)	55,665
at Philadelphia	20	17	(W)	70,205
San Francisco	35	10	(W)	55,767
at Los Angeles	17	20ot	(L)	62,469
*Dallas	27	30	(L)	60,022

1983 (7-9)

## Fourth Place, NFC West

Coach: Dan Henning

	Atl.	Opp.		
at Chicago	20	17	(W)	60,165
New York Giants	13	16ot	(L)	52,850
at Detroit	30	14	(W)	54,622
at San Francisco	20	24	(L)	57,814
Philadelphia	24	28	(L)	50,621
New Orleans	17	19	(L)	51,654
at L.A. Rams	21	27	(L)	50,404
at New York Jets	27	21	(W)	46,878
New England	24	13	(W)	47,546
at New Orleans	10	27	(L)	67,062
Los Angeles Rams	13	36	(L)	31,203
San Francisco	28	24	(W)	32,782
Green Bay	47	41ot	(W)	35,688
at Washington	21	37	(L)	52,074
at Miami	24	31	(L)	56,725
Buffalo	31	14	(W)	31,015

## 1984 (4-12)

## Fourth Place, NFC West

Coach: Dan Henning

	Atl.	Opp.			
at New Orleans	36	28	(W)	66,652	
Detroit	24	27ot	(L)	49,878	
at Minnesota	20	27	(L)	53,955	
Houston	42	10	(W)	45,248	
at San Francisco	5	14	(L)	57,990	
at Los Angeles	30	28	(W)	47,832	
New York Giants	7	19	(L)	50,268	
Los Angeles	10	24	(L)	52,861	
at Pittsburgh	10	35	(L)	55,971	
at Washington	14	27	(L)	51,301	
New Orleans	13	17	(L)	40,590	
Cleveland	7	23	(L)	28,280	
at Cincinnati	14	35	(L)	44,678	
San Francisco	17	35	(L)	29,644	
at Tampa Bay	6	23	(L)	33,808	
Philadelphia	26	10	(W)	15,582	

## 1985 (4-12)

## Fourth Place, NFC West

Coach: Dan Henning


	Atl.	Opp.			
Detroit	27	28	(L)	37,785	
at San Francisco	16	35	(L)	58,923	
Denver	28	44	(L)	37,903	
at L.A. Rams	6	17	(L)	49,870	
San Francisco	17	38	(L)	44,740	
at Seattle	26	30	(L)	60,430	
New Orleans	31	24	(W)	44,784	
at Dallas	10	24	(L)	57,941	
Washington	10	44	(L)	42,209	
at Philadelphia	17	23ot	(L)	63,694	
L.A. Rams	30	14	(W)	29,960	
at Chicago	0	36	(L)	65,790	
L.A. Raiders	24	34	(L)	20,585	
at Kansas City	10	38	(L)	18,199	
Minnesota	14	13	(W)	14,167	
at New Orleans	16	10	(W)	37,717	

## Falcons Coaching History

1966-68	Norb Hecker*	4-26-1
1968-74	Norm Van Brocklin†	37-49-3
1974-76	Marion Campbell‡	6-19-0
1976	Pat Pepler	3-6-0
1977-82	Leeman Bennett	47-44-0
1983-	Dan Henning	15-33
		112-177-4

\*Released after three games in 1968

†Released after eight games in 1974

‡Released after five games in 1976  
(Includes post-season play of 1-3).

# NFL LEADERS

SCORERS	TD	FG	PAT	TP
George Blanda	9	355	943	2,002
Jan Stenerud	0	373	580	1,699
Jim Turner	1	304	521	1,439
Jim Bakken	0	282	534	1,380
Fred Cox	0	282	519	1,365
Lou Groza	1	234	641	1,349
Mark Moseley	0	288	457	1,321
Gino Cappelletti	42	176	350	1,130
Don Cockroft	0	216	432	1,080
Garo Yepremian	0	210	444	1,074

Cappelletti's total includes four two-point conversions.

TOUCHDOWN SCORERS	Pass			TD
	Rush	Rec.	Ret.	
Jim Brown	106	20	0	126
John Riggins	104	12	0	116
Lenny Moore	63	48	2	113
Walter Payton	98	11	0	109
Don Hutson	3	99	3	105
Franco Harris	91	9	0	100
Jim Taylor	83	10	0	93
Bobby Mitchell	18	65	8	91
Leroy Kelly	74	13	3	90
Charley Taylor	11	79	0	90

RUSHERS	Att.	Yards	Long	TD
Walter Payton	3,371	14,860	4.4	76
Jim Brown	2,359	12,312	5.2	80
Franco Harris	2,949	12,120	4.1	75
John Riggins	2,916	11,352	3.9	66
O.J. Simpson	2,401	11,236	4.7	94
Tony Dorsett	2,441	10,832	4.4	99
Earl Campbell	2,187	9,407	4.3	81
Jim Taylor	1,941	8,597	4.4	84
Joe Perry	1,737	8,378	4.8	78
Larry Csonka	1,891	8,081	4.3	54

PASSERS	Att.	Comp.	Yards	TD	Rating
Joe Montana	2,571	1,627	19,262	133	92.4
Roger Staubach	2,958	1,685	22,700	153	83.4
Sonny Jurgensen	4,262	2,433	32,224	255	82.6
Len Dawson	3,741	2,136	28,711	239	82.6
Neil Lomax	1,826	1,047	13,406	79	82.3
Danny White	2,393	1,422	17,911	130	82.3
Ken Anderson	4,452	2,643	32,667	196	82.0
Dan Fouts	4,810	2,839	37,492	228	81.8
Bart Starr	3,149	1,808	24,718	152	80.5
Fran Tarkenton	6,467	3,686	47,003	342	80.4

PASS RECEIVERS	No.	Yards	Avg.	Long	TD
Charlie Joiner	716	11,706	16.3	87	63
Charlie Taylor	649	9,110	14.0	88	79
Don Maynard	633	11,834	18.7	87	88
Raymond Berry	631	9,275	14.7	70	68
Steve Largent	624	10,059	16.1	74	78
Harold Carmichael	590	8,985	15.2	85	79
Fred Biletnikoff	589	8,974	15.2	82	76
Harold Johnson	579	10,372	17.9	79	76
Lionel Taylor	567	7,195	12.7	80	45
Lance Alworth	542	10,266	18.9	85	85

INTERCEPTORS	No.	Yards	Avg.	Long	TD
Paul Krause	81	1,185	14.6	81	3
Emlen Tunnell	79	1,282	16.2	55	4
Dick (Night Train) Lane	68	1,207	17.8	80	5
Ken Riley	65	596	9.2	66	5
Dick LeBeau	62	762	12.3	70	3
Emmitt Thomas	58	937	16.2	73	5
Bobby Boyd	57	994	17.4	74	4
Johnny Robinson	57	741	13.0	57	1
Mel Blount	57	736	12.9	52	2
Lem Barney	56	1,077	19.2	71	7
Pat Fischer	56	941	16.8	69	4

PUNTERS	No.	Yards	Avg.	Long	Blk.
Rohn Stark	313	14,135	45.2	72	2
Sammy Blough	338	15,245	45.1	85	9
Tommy Davis	511	22,833	44.7	82	2
Yale Lary	503	22,279	44.3	74	4
Horace Gillom	385	16,872	43.8	80	5
Jerry Norton	358	15,671	43.8	78	2
Don Chandler	660	26,678	43.5	90	4
Rich Camarillo	317	13,687	43.2	76	0
Jerrel Wilson	1,072	46,139	43.0	72	12
Norm Van Brocklin	523	22,413	42.9	72	3

300 or more punts.

PUNT RETURNERS	No.	Yards	Avg.	Long	TD
Henry Ellard	83	1,121	13.5	83	4
George McAfee	112	1,431	12.8	74	2
Jack Christiansen	85	1,084	12.8	89	8
Claude Gibson	110	1,381	12.6	85	3
Louis Lipps	89	1,093	12.3	76	3
Bill Dudley	124	1,515	12.2	96	3
Billy Johnson	250	3,036	12.1	87	6
Rick Upchurch	248	3,008	12.1	92	8
Mack Herron	84	982	11.7	66	0
Bill Thompson	157	1,814	11.6	60	0

75 or more returns.

KICKOFF RETURNS	No.	Yards	Avg.	Long	TD
Gale Sayers	91	2,781	30.6	103	6
Lynn Chandnois	92	2,720	29.6	93	3
Abe Woodson	193	5,538	28.7	105	5
Claude (Buddy) Young	90	2,514	27.9	104	2
Travis Williams	102	2,801	27.5	105	6
Joe Arenas	139	3,798	27.3	96	1
Clarence Davis	79	2,140	27.1	76	0
Steve Van Buren	76	2,030	26.7	98	3
Lenny Lyles	81	2,161	26.7	103	3
Eugene (Mercury) Morris	111	2,947	26.5	105	3

75 or more returns.

All rankings as of the start of the 1986 season.

# AFC Schedules and Results

1986

 <b>BUFFALO BILLS</b>	 <b>CINCINNATI BENGALS</b>	 <b>CLEVELAND BROWNS</b>	 <b>DENVER BRONCOS</b>
Sept 7 NEW YORK JETS Sept 14 at Cincinnati Sept 21 ST. LOUIS Sept 28 KANSAS CITY Oct 5 at New York Jets Oct 12 at Miami Oct 19 INDIANAPOLIS Oct 26 NEW ENGLAND Nov 2 at Tampa Bay Nov 9 PITTSBURGH Nov 16 MIAMI Nov 23 at New England Nov 30 at Kansas City Dec 7 CLEVELAND Dec 14 at Indianapolis Dec 21 at Houston	Sept 7 at Kansas City Sept 14 BUFFALO Sept 18 at Cleveland (Thurs.) Sept 28 CHICAGO Oct 5 at Green Bay Oct 13 PITTSBURGH (Mon.) Oct 19 HOUSTON Oct 26 at Pittsburgh Nov 2 at Detroit Nov 9 at Houston Nov 16 SEATTLE Nov 23 MINNESOTA Nov 30 at Denver Dec 7 at New England Dec 14 CLEVELAND Dec 21 NEW YORK JETS	Sept 7 at Chicago Sept 14 at Houston Sept 18 CINCINNATI (Thurs.) Sept 28 DETROIT Oct 5 at Pittsburgh Oct 12 KANSAS CITY Oct 19 GREEN BAY Oct 26 at Minnesota Nov 2 at Indianapolis Nov 10 MIAMI (Mon.) Nov 16 at Los Angeles Raiders Nov 23 PITTSBURGH Nov 30 HOUSTON Dec 7 at Buffalo Dec 14 at Cincinnati Dec 21 SAN DIEGO	Sept 7 LOS ANGELES RAIDERS Sept 15 at Pittsburgh (Mon.) Sept 21 at Philadelphia Sept 28 NEW ENGLAND Oct 5 DALLAS Oct 12 at San Diego Oct 20 at New York Jets (Mon.) Oct 26 SEATTLE Nov 2 at Los Angeles Raiders Nov 9 SAN DIEGO Nov 16 KANSAS CITY Nov 23 at New York Giants Nov 30 CINCINNATI Dec 7 at Kansas City Dec 13 WASHINGTON (Sat.) Dec 20 at Seattle (Sat.)
 <b>HOUSTON OILERS</b>	 <b>INDIANAPOLIS COLTS</b>	 <b>KANSAS CITY CHIEFS</b>	 <b>LOS ANGELES RAIDERS</b>
Sept 7 at Green Bay Sept 14 CLEVELAND Sept 21 at Kansas City Sept 28 PITTSBURGH Oct 5 at Detroit Oct 12 CHICAGO Oct 19 at Cincinnati Oct 26 LOS ANGELES RAIDERS Nov 2 at Miami Nov 9 CINCINNATI Nov 16 at Pittsburgh Nov 23 INDIANAPOLIS Nov 30 at Cleveland Dec 7 at San Diego Dec 14 MINNESOTA Dec 21 BUFFALO	Sept 7 at New England Sept 14 at Miami Sept 21 LOS ANGELES RAMS Sept 28 NEW YORK JETS Oct 5 at San Francisco Oct 12 NEW ORLEANS Oct 19 at Buffalo Oct 26 MIAMI Nov 2 CLEVELAND Nov 9 NEW ENGLAND Nov 16 at New York Jets Nov 23 at Houston Nov 30 SAN DIEGO Dec 7 at Atlanta Dec 14 BUFFALO Dec 21 at Los Angeles Raiders	Sept 7 CINCINNATI Sept 14 at Seattle Sept 21 HOUSTON Sept 28 at Buffalo Oct 5 LOS ANGELES RAIDERS Oct 12 at Cleveland Oct 19 SAN DIEGO Oct 26 TAMPA BAY Nov 2 at San Diego Nov 9 SEATTLE Nov 16 at Denver Nov 23 at St. Louis Nov 30 BUFFALO Dec 7 DENVER Dec 14 at Los Angeles Raiders Dec 21 at Pittsburgh	Sept 7 at Denver Sept 14 at Washington Sept 21 NEW YORK GIANTS Sept 28 SAN DIEGO Oct 5 at Kansas City Oct 12 SEATTLE Oct 19 at Miami Oct 26 at Philadelphia Nov 2 DENVER Nov 9 at Dallas Nov 16 CLEVELAND Nov 23 at San Diego (Thurs.) Nov 30 PHILADELPHIA Dec 8 at Seattle (Mon.) Dec 14 KANSAS CITY Dec 21 INDIANAPOLIS
 <b>MIAMI DOLPHINS</b>	 <b>NEW ENGLAND PATRIOTS</b>	 <b>NEW YORK JETS</b>	 <b>PITTSBURGH STEELERS</b>
Sept 7 at San Diego Sept 14 INDIANAPOLIS Sept 21 at New York Jets Sept 28 SAN FRANCISCO Oct 5 at New England Oct 12 BUFFALO Oct 19 LOS ANGELES RAIDERS Oct 26 at Indianapolis Nov 2 HOUSTON Nov 10 at Cleveland (Mon.) Nov 16 at Buffalo Nov 24 NEW YORK JETS (Mon.) Nov 30 ATLANTA Dec 7 at New Orleans Dec 14 at Los Angeles Rams Dec 22 NEW ENGLAND (Mon.)	Sept 7 INDIANAPOLIS Sept 11 at New York Jets (Thurs.) Sept 21 SEATTLE Sept 28 at Denver Oct 5 MIAMI Oct 12 NEW YORK JETS Oct 19 at Pittsburgh Oct 26 at Buffalo Nov 2 ATLANTA Nov 9 at Indianapolis Nov 16 at Los Angeles Rams Nov 23 BUFFALO Nov 30 at New Orleans Dec 7 CINCINNATI Dec 14 SAN FRANCISCO Dec 22 at Miami (Mon.)	Sept 7 at Buffalo Sept 11 NEW ENGLAND (Thurs.) Sept 21 MIAMI Sept 28 at Indianapolis Oct 5 BUFFALO Oct 12 at New England Oct 20 DENVER (Mon.) Oct 26 NEW ORLEANS Nov 2 at Seattle Nov 9 at Atlanta Nov 16 INDIANAPOLIS Nov 24 at Miami (Mon.) Nov 30 LOS ANGELES RAMS Dec 7 at San Francisco Dec 13 PITTSBURGH (Sat.) Dec 21 at Cincinnati	Sept 7 at Seattle Sept 15 DENVER (Mon.) Sept 21 at Minnesota Sept 28 at Houston Oct 5 CLEVELAND Oct 13 at Cincinnati (Mon.) Oct 19 NEW ENGLAND Oct 26 CINCINNATI Nov 2 GREEN BAY Nov 9 at Buffalo Nov 16 HOUSTON Nov 23 at Cleveland Nov 30 at Chicago Dec 7 DETROIT Dec 13 at New York Jets (Sat.) Dec 21 KANSAS CITY
 <b>SAN DIEGO CHARGERS</b>	 <b>SEATTLE SEAHAWKS</b>		
Sept 7 MIAMI Sept 14 at New York Giants Sept 21 WASHINGTON Sept 28 at Los Angeles Raiders Oct 6 at Seattle (Mon.) Oct 12 DENVER Oct 19 at Kansas City Oct 26 at Philadelphia Nov 2 KANSAS CITY Nov 9 at Denver Nov 16 DALLAS Nov 20 L.A. RAIDERS (Thurs.) Nov 30 at Indianapolis Dec 7 HOUSTON Dec 14 SEATTLE Dec 21 at Cleveland	Sept 7 PITTSBURGH Sept 14 KANSAS CITY Sept 21 at New England Sept 28 at Washington Oct 6 SAN DIEGO (Mon.) Oct 12 at Los Angeles Raiders Oct 19 NEW YORK GIANTS Oct 26 at Denver Nov 2 NEW YORK JETS Nov 9 at Kansas City Nov 16 at Cincinnati Nov 23 PHILADELPHIA Nov 27 at Dallas (Thanksgiving) Dec 8 L.A. RAIDERS (Mon.) Dec 14 at San Diego Dec 20 DENVER (Sat.)		

# NFC Schedules and Results

1986

 ATLANTA FALCONS	 CHICAGO BEARS	 DALLAS COWBOYS	 DETROIT LIONS
Sept 7 at New Orleans Sept 14 ST. LOUIS Sept 21 at Dallas Sept 28 at Tampa Bay Oct 5 PHILADELPHIA Oct 12 LOS ANGELES RAMS Oct 19 SAN FRANCISCO Oct 26 at Los Angeles Rams Nov 2 at New England Nov 9 NEW YORK JETS Nov 15 CHICAGO Nov 23 at San Francisco Nov 30 at Miami Dec 7 INDIANAPOLIS Dec 14 NEW ORLEANS Dec 21 at Detroit	Sept 7 CLEVELAND Sept 14 PHILADELPHIA Sept 22 at Green Bay (Mon.) Sept 28 at Cincinnati Oct 5 MINNESOTA Oct 12 at Houston Oct 19 at Minnesota Oct 26 DETROIT Nov 3 L.A. RAMS (Mon.) Nov 9 at Tampa Bay Nov 16 at Atlanta Nov 23 GREEN BAY Nov 30 PITTSBURGH Dec 7 TAMPA BAY Dec 14 at Dallas (Mon.) Dec 21 at Dallas	Sept 8 NEW YORK GIANTS (Mon.) Sept 14 at Detroit Sept 21 ATLANTA Sept 29 at St. Louis (Mon.) Oct 5 at Denver Oct 12 WASHINGTON Oct 19 at Philadelphia Oct 26 ST. LOUIS Nov 2 at New York Giants Nov 9 LOS ANGELES RAIDERS Nov 16 at San Diego Nov 23 at Washington Nov 27 SEATTLE (Thanksgiving) Dec 7 at Los Angeles Rams Dec 14 PHILADELPHIA Dec 21 CHICAGO	Sept 7 at Minnesota Sept 14 DALLAS Sept 21 TAMPA BAY Sept 28 at Cleveland Oct 5 HOUSTON Oct 12 at Green Bay Oct 19 at Los Angeles Rams Oct 26 at Chicago Nov 2 CINCINNATI Nov 9 MINNESOTA Nov 16 at Philadelphia Nov 23 at Tampa Bay Nov 27 GREEN BAY (Thanksgiving) Dec 7 at Pittsburgh Dec 14 CHICAGO (Mon.) Dec 21 ATLANTA
 GREEN BAY PACKERS	 LOS ANGELES RAMS	 MINNESOTA VIKINGS	 NEW ORLEANS SAINTS
Sept 7 HOUSTON Sept 14 at New Orleans Sept 22 CHICAGO (Mon.) Sept 28 at Minnesota Oct 5 CINCINNATI at Milwaukee Oct 12 DETROIT Oct 19 at Cleveland Oct 26 SAN FRANCISCO at Milwaukee Nov 2 at Pittsburgh Nov 9 WASHINGTON Nov 16 TAMPA BAY at Milwaukee Nov 23 at Chicago Nov 27 at Detroit (Thanksgiving) Dec 7 MINNESOTA Dec 14 at Tampa Bay Dec 20 at New York Giants (Sat.)	Sept 7 at St. Louis Sept 14 SAN FRANCISCO Sept 21 at Indianapolis Sept 28 at Philadelphia Oct 5 TAMPA BAY Oct 12 at Atlanta Oct 19 DETROIT Oct 26 ATLANTA Nov 3 at Chicago (Mon.) Nov 9 at New Orleans Nov 16 NEW ENGLAND Nov 23 NEW ORLEANS Nov 30 at New York Jets Dec 7 DALLAS Dec 14 MIAMI Dec 19 at San Francisco (Fri.)	Sept 7 DETROIT Sept 14 at Tampa Bay Sept 21 PITTSBURGH Sept 28 GREEN BAY Oct 5 at Chicago Oct 12 at San Francisco Oct 19 CHICAGO Oct 26 CLEVELAND Nov 2 at Washington Nov 9 at Detroit Nov 16 NEW YORK GIANTS Nov 23 at Cincinnati Nov 30 TAMPA BAY Dec 7 at Green Bay Dec 14 at Houston Dec 21 NEW ORLEANS	Sept 7 ATLANTA Sept 14 GREEN BAY Sept 21 at San Francisco Sept 28 at New York Giants Oct 5 WASHINGTON Oct 12 at Indianapolis Oct 19 at St. Louis Oct 26 at New York Jets Nov 2 SAN FRANCISCO Nov 9 LOS ANGELES RAMS Nov 16 at St. Louis Nov 23 at Los Angeles Rams Nov 30 NEW ENGLAND Dec 7 MIAMI Dec 14 at Atlanta Dec 21 at Minnesota
 NEW YORK GIANTS	 PHILADELPHIA EAGLES	 ST. LOUIS CARDINALS	 SAN FRANCISCO 49ERS
Sept 8 at Dallas (Mon.) Sept 14 SAN DIEGO Sept 21 at Los Angeles Raiders Sept 28 NEW ORLEANS Oct 5 at St. Louis Oct 12 PHILADELPHIA Oct 19 at Seattle Oct 27 WASHINGTON (Mon.) Nov 2 DALLAS Nov 9 at Philadelphia Nov 16 at Minnesota Nov 23 DENVER Dec 1 at San Francisco (Mon.) Dec 7 at Washington Dec 14 ST. LOUIS Dec 20 GREEN BAY (Sat.) 12-30	Sept 7 at Washington Sept 14 at Chicago Sept 21 DENVER Sept 28 LOS ANGELES RAMS Oct 5 at Atlanta Oct 12 at New York Giants Oct 19 DALLAS Oct 26 SAN DIEGO Nov 2 at St. Louis Nov 9 NEW YORK GIANTS Nov 16 DETROIT Nov 23 at Seattle Nov 30 at Los Angeles Raiders Dec 7 ST. LOUIS Dec 14 at Dallas Dec 21 WASHINGTON	Sept 7 LOS ANGELES RAMS Sept 14 at Atlanta Sept 21 at Buffalo Sept 28 DALLAS (Mon.) Oct 5 NEW YORK GIANTS Oct 12 at Tampa Bay Oct 19 at Washington Oct 26 at Dallas Nov 2 PHILADELPHIA Nov 9 at San Francisco Nov 16 NEW ORLEANS Nov 23 KANSAS CITY Nov 30 WASHINGTON Dec 7 at Philadelphia Dec 14 at New York Giants Dec 21 TAMPA BAY	Sept 7 at Tampa Bay Sept 14 at Los Angeles Rams Sept 21 NEW ORLEANS Sept 28 at Miami Oct 5 INDIANAPOLIS Oct 12 MINNESOTA Oct 19 at Atlanta Oct 26 vs. Green Bay @ Milwaukee Nov 2 at New Orleans Nov 9 ST. LOUIS Nov 17 at Washington (Mon.) Nov 23 ATLANTA Dec 1 NEW YORK GIANTS (Mon.) Dec 7 NEW YORK JETS Dec 14 at New England Dec 19 LOS ANGELES RAMS (Fri.)
 TAMPA BAY BUCCANEERS	 WASHINGTON REDSKINS		
Sept 7 SAN FRANCISCO Sept 14 MINNESOTA Sept 21 at Detroit Sept 28 ATLANTA Oct 5 at Los Angeles Rams Oct 12 ST. LOUIS Oct 19 at New Orleans Oct 26 at Kansas City Nov 2 BUFFALO Nov 9 CHICAGO Nov 16 vs. Green Bay @ Milwaukee Nov 23 DETROIT Nov 30 at Minnesota Dec 7 at Chicago Dec 14 GREEN BAY Dec 21 at St. Louis	Sept 7 PHILADELPHIA Sept 14 LOS ANGELES RAIDERS Sept 21 at San Diego Sept 28 SEATTLE Oct 5 at New Orleans Oct 12 at Dallas Oct 19 ST. LOUIS Oct 27 at New York Giants (Mon.) Nov 2 MINNESOTA Nov 9 at Green Bay Nov 17 SAN FRANCISCO (Mon.) Nov 23 DALLAS Nov 30 at St. Louis Dec 7 NEW YORK GIANTS Dec 14 at Denver (Sat.) Dec 21 at Philadelphia		

# Final 1985 NFL Standings

## National Football Conference

### EASTERN DIVISION

	Won	Lost	Tied	Pct.	Pts.	Op.
**Dallas	10	6	0	.625	357	333
*NY Giants	10	6	0	.625	399	283
Washington	10	6	0	.625	297	312
Philadelphia	7	9	0	.438	286	310
St. Louis	5	11	0	.313	278	414

### CENTRAL DIVISION

	Won	Lost	Tied	Pct.	Pts.	Op.
**Chicago	15	1	0	.938	456	198
Green Bay	8	8	0	.500	337	355
Minnesota	7	9	0	.438	346	359
Detroit	7	9	0	.438	307	366
Tampa Bay	2	14	0	.125	294	448

### WESTERN DIVISION

	Won	Lost	Tied	Pct.	Pts.	Op.
*LA Rams	11	5	0	.688	340	277
*San Francisco	10	6	0	.625	411	263
New Orleans	5	11	0	.313	294	401
Atlanta	4	12	0	.250	282	452

## POSTSEASON RESULTS

### NFC Playoffs

NY Giants 17	San Francisco 3	at New York (75,845)
LA Rams 20	Dallas 0	at Anaheim (66,351)
Chicago 21	NY Giants 0	at Chicago (62,076)

### NFC CHAMPIONSHIP GAME

Chicago 24	LA Rams 0	at Chicago (63,522)
------------	-----------	---------------------

### SUPER BOWL XX

Chicago 46	New England 10	at New Orleans (73,818)
------------	----------------	-------------------------

## American Football Conference

### EASTERN DIVISION

	Won	Lost	Tied	Pct.	Pts.	Op.
**Miami	12	4	0	.750	428	320
*NY Jets	11	5	0	.688	393	264
*New England	11	5	0	.688	362	290
Indianapolis	5	11	0	.313	320	386
Buffalo	2	14	0	.125	200	381

### CENTRAL DIVISION

	Won	Lost	Tied	Pct.	Pts.	Op.
**Cleveland	8	8	0	.500	287	294
Cincinnati	7	9	0	.438	441	437
Pittsburgh	7	9	0	.438	379	355
Houston	5	11	0	.313	284	412

### WESTERN DIVISION

	Won	Lost	Tied	Pct.	Pts.	Op.
**LA Raiders	12	4	0	.750	354	308
Denver	11	5	0	.688	380	329
Seattle	8	8	0	.500	349	303
San Diego	8	8	0	.500	467	435
Kansas City	6	10	0	.375	317	360

- \*\*Division Champion
- \*Wild Card for Playoffs

## POSTSEASON RESULTS

### AFC Playoffs

New England 26	NY Jets 14	at New York (70,958)
New England 27	LA Raiders 20	at Los Angeles (88,289)
Miami 24	Cleveland 21	at Miami (75,128)

### AFC CHAMPIONSHIP GAME

New England 31	Miami 14	at Miami (74,978)
----------------	----------	-------------------

### AFC-NFC Pro Bowl at Honolulu, Hawaii

NFC 28	AFC 24	(50,101)
--------	--------	----------

# Falcons on the Air

All Atlanta Falcons games will be aired for the second consecutive year on WSB-AM (750), the Sports Voice of the South. The 50,000 Watt station also originates the Atlanta Braves and University of Georgia football and basketball. Its clear evening channel can be heard not only throughout the South but in many other portions of Eastern USA as well as the Carribean. The Falcons network is comprised of over 40 stations, including those located in the states of Alabama, Florida, Tennessee, South Carolina, and North Carolina.



Ken Burrow, Brad Nessler, and Bobby Harper

**Brad Nessler**, 30, begins his fifth year as the Voice of the Falcons. Nessler, a native of Minnesota, was recently recognized by the Associated Press for the second consecutive year as the best play-by-play announcer in the State of Georgia. After beginning his broadcasting career at KEEZ in Mankato, MN, Nessler came to WGST in Atlanta in 1980 where he joined the Falcons' broadcast in '82. He has also done play-by-play and color for Georgia Tech basketball.

**Ken Burrow**, 38, begins his second year with the Falcons' broadcasting team. The former Falcon wide receiver (1971-75) will do color commentary and analysis. Burrow ranks as the Falcons' sixth all-time receiver with 152 catches for 2,668 yards and 21 TDs. His 17.6 yards per catch is still a Falcons' record. A 1971 graduate of San Diego State with a degree in criminal justice, Burrow is now president of his own company, Atlanta Type Factory.

Nessler and Burrow are again joined by WSB radio personality Bobby Harper, who will host the pregame "Tailgate" show as well as the halftime interviews.

## WSB/Falcons Football Network

WSB-AM	Atlanta	WMVG-AM	Milledgeville
WGPC-AM	Albany	WMTM-FM	Moultrie
WRFC-AM	Athens	WKCX-FM	Rome
WGAC-AM	Augusta	WBMQ-AM	Savannah
WMRG-AM	Bainbridge	WWNS-AM	Statesboro
WBBK-AM	Blakely	WJAT-AM	Swainsboro
WMOG-AM	Brunswick	WGKS-FM	Swainsboro
WCLA-AM	Claxton	WXZE-AM	Sylvester
WCLA-FM	Claxton	WTGA-AM	Thomaston
WRCG-AM	Columbus	WTWA-AM	Thomson
WMJM-AM	Cordele	WNEG-AM	Toccoa
WTTI-AM	Dalton	WLOV-FM	Washington
WXLI-AM	Dublin	WLSQ-AM	Montgomery, AL
WUFF-AM	Eastman	WJHO-AM	Opelika, AL
WBHB-AM	Fitzgerald	WRLD-AM	Lanett, AL
WCEH-AM	Hawkinsville	WFPA-AM	Fl. Payne, AL
WCEH-FM	Hawkinsville	WFXP-AM	Pensacola, FL
WMXY-AM	Hogansville	WSOC-AM	Charlotte, NC
WLOP-AM	Jesup	WCSC-AM	Charleston, SC
WIFO-FM	Jesup	WCOS-AM	Columbia, SC
WPEH-AM	Louisville	WPUB-AM	Camden, SC
WPEH-FM	Louisville	WFBC-AM	Greenville, SC
WBBT-AM	Lyons	WWKT-FM	Kingstree, SC
WDAX-AM	McRae	WSPA-AM	Spartanburg, SC
WDAX-FM	McRae	WDEF-AM	Chattanooga, TN
WMAZ-AM	Macon	WBAC-AM	Cleveland, TN
WYTH-AM	Madison		



# FLY DELTA NONSTOP TO EUROPE

From Atlanta, Delta flies nonstop to London, Paris, Shannon, Frankfurt, Munich, and one-stop through to Stuttgart.

**Enjoy superb comfort on a Delta Wide-Ride™ TriStar.** There's room to lean back and relax. And double aisles for stretching. Enjoy Delta's fine cuisine and current-release movies. With eight-channel stereo at every seat plus Delta's renowned service, the best in the sky.

**Ask about thrifty discount fares** and money-saving Delta Dream Vacations®.

See your professional Travel Agent. Or call Delta in Atlanta at 765-5000.



## DELTA GETS YOU THERE®