

The cover features a large, detailed profile of Dan Reeves on the left side, wearing glasses and a brown jacket. The background is a blurred action shot of an NFL game. The title 'Atlanta' is written in a red script font at the top, and 'FALCONS' is in large, bold, black block letters with a white outline below it. To the right of the 'FALCONS' text, the year '97' is written in a large, stylized font, and 'Fact Book' is written in a red, bold font below it.

# Atlanta FALCONS

**Fact  
Book**

**Dan Reeves**  
NFL's Winningest  
Active Coach

***Rock 'n Roll Classics***

**Z93**



**RADIO HOME  
OF  
THE  
ATLANTA  
FALCONS**



More publications available at:

[www.retroseasons.com/library/](http://www.retroseasons.com/library/)

# FALCONS DIRECTORY

## Administration

Chairman of the Board .....	Rankin M. Smith Sr.
President .....	Taylor Smith
Executive Vice President of Football Operations/Head Coach .....	Dan Reeves
Special Assistant to the President .....	Jerry Rhea
Chairman of the Board's Office .....	Nancy Bruno
President's Office .....	Karen Pieretti
Receptionist .....	Valerie Southard
Administrative Assistant .....	Roy Fulton

## Finance

Vice President/Chief Financial Officer .....	Jim Hay
Controller .....	Wallace Norman
Administrative Assistant .....	Kevin Anthony, John Knox
Accounting .....	Carolyn Cathey
Tax Advisor .....	Hamilton Childree

## Public Relations/Media Relations

Director of Public Relations .....	Charlie Taylor
Assistant Director .....	Frank Kleha
Public Relations Assistant .....	Gary Glenn
Secretary .....	LuAnn Stanaland

## Marketing/Sales

Vice President/Director of Administration .....	Rob Jackson
Sales/Marketing .....	Todd Marble, Chris Demos, Trisha Williamson
Special Events .....	Spencer Treadwell
Sales/Secretary .....	Jan Zeller

## Community Relations

Director of Community Relations .....	Carol Breeding
Coordinator of Player Programs .....	Billy "White Shoes" Johnson
Player Services .....	Bill Rozen
Secretary (Administration) .....	Janet Benton

## Computer Operations

Director of Information Systems .....	Randy Kopp
Information Systems/Defensive Quality Control .....	Brian Xanders

## Tickets

Director of Ticket Sales/Operations .....	Jack Ragsdale
Assistant Director of Ticket Operations .....	Michael Jennings
Assistant Director of Ticket Sales .....	Larry Finglass
Ticket Office/Vault Manager .....	Thomas Meunier
Coordinator of Administration/Accounting .....	Connie Bonner
Group Sales Manager .....	Joe Laconi
Ticket Operations Assistant .....	Phil Caldwell
Ticket Sales .....	Suzanne Bishop, Charlton Calhoun, Brent Coleman
Administrative Assistant .....	Carol Woody

## Coaching Staff

Head Coach .....	Dan Reeves
Asst. Head Coach/Defensive Coordinator .....	Rich Brooks
Asst. Head Coach/Football Operations .....	Harold Richardson
Offensive Coordinator/Running Backs .....	George Sefcik
Offensive Line .....	Art Shell
Linebackers .....	Don Blackmon
Quarterbacks .....	Jack Burns
Tight Ends .....	James Daniel
Special Teams .....	Joe DeCamillis
Asst. Strength & Conditioning .....	Tim Jorgensen
Defensive Line .....	Bill Kollar
Secondary .....	Ron Meeks
Strength & Conditioning .....	Al Miller
Wide Receivers .....	Rennie Simmons
Offensive Quality Control .....	Pete Mangurian
Executive Secretary to Head Coach .....	Brenda Johnston

# 1997 SCHEDULE

## Preseason

Fri, Aug. 1	at Detroit .....	7:30 p.m.	WSB
Sat, Aug. 9	<b>TAMPA BAY</b> .....	7:30 p.m.	WSB
Sat, Aug. 16	<b>WASHINGTON</b> .....	7:30 p.m.	WSB
Fri, Aug. 22	at Jacksonville .....	7:30 p.m.	WSB

## Regular Season

Sun, Aug. 31	at Detroit .....	1:00 p.m.	FOX
Sun, Sept. 7	<b>CAROLINA</b> .....	1:00 p.m.	FOX
Sun, Sept. 14	<b>OAKLAND</b> .....	1:00 p.m.	NBC
Sun, Sept. 21	at San Francisco .....	4:00 p.m.	FOX
Sun, Sept. 28	<b>DENVER</b> .....	1:00 p.m.	NBC
Sun, Oct. 5	BYE WEEKEND		
Sun, Oct. 12	at New Orleans .....	1:00 p.m.	FOX
Sun, Oct. 19	<b>SAN FRANCISCO</b> .....	1:00 p.m.	FOX
Sun, Oct. 26	at Carolina .....	8:00 p.m.	TNT*
Sun, Nov. 2	<b>ST. LOUIS</b> .....	1:00 p.m.	FOX
Sun, Nov. 9	<b>TAMPA BAY</b> .....	1:00 p.m.	FOX
Sun, Nov. 16	at St. Louis .....	1:00 p.m.	FOX
Sun, Nov. 23	<b>NEW ORLEANS</b> .....	1:00 p.m.	FOX
Sun, Nov. 30	at Seattle .....	4:00 p.m.	FOX
Sun, Dec. 7	at San Diego .....	4:00 p.m.	FOX
Sun, Dec. 14	<b>PHILADELPHIA</b> .....	1:00 p.m.	FOX
Sun, Dec. 21	at Arizona .....	4:00 p.m.	FOX

\* Nationally Televised Game. Eastern Standard Times Listed

All Games Live on WZGC (Z-93) Radio Network

## Post-Season

Dec. 27-28 .....	Wild Card Playoff Games
Jan. 3-4 .....	Divisional Playoff Games
Jan. 11 .....	Conference Championship Games
<b>Jan. 25 .....</b>	<b>Super Bowl XXXII, San Diego, CA</b>
Feb. 1 .....	Pro Bowl, Honolulu, HI

### Scouting

Director of Player Personnel/Pro .....	Chuck Connor
Director of Player Personnel/College .....	Reed Johnson
Director of Player Development .....	Tommy Nobis
Administrative Assistant College Personnel .....	LaDonna Jones
Administrative Assistant Pro Personnel/Football Operations .....	Kim Mauldin
Assistant to Head Coach/Pro Personnel .....	Marvin Bass
Scouts .....	Bill Baker, Ken Blair, Melvin Bratton, Dick Corrick, Boyd Dowler, Elbert Dubenion, Bill Groman, Bob Harrison

### Medical

Head Trainer .....	Ron Medlin
Assistant Trainers .....	Arnold Gamber, Matt Smith
Team Doctors .....	Dr. Andrew Bishop, Dr. Randy Cronin, Dr. Charles Harrison

### Equipment

Equipment Manager .....	Brian Boigner
Senior Equipment Dir./Gameday Operations Coordinator .....	Horace Daniel
Assistants .....	Jimmy Hay, Mike Myrick

### Video

Video Director .....	Tom Atcheson
Assistant .....	Lou Crocker

### Maintenance

Superintendent of Building Maintenance .....	Joe Choate
Superintendent of Grounds Maintenance .....	Jim Hewitt
Maintenance Aide .....	James Jones
Housekeeping .....	Donna Wilson

## Atlanta Falcons

### Administrative Office/Training Camp

One Falcon Place  
Suwanee, GA 30024  
770-945-1111 (main number)  
770-271-1221 (General Fax)

### Main Ticket Office

One Georgia Dome Drive  
Atlanta, GA 30313  
404-223-8000 (main number)  
404-223-8088 (fax)  
404-249-6400 (Ticketmaster)

### Georgia Dome (Capacity 71,228)

404-223-9200 (main number)

### Falcon Inn (motel/gift shop)

770-945-6751

### Falcons on the Internet

<http://www.atlantafalcons.com> (Official)  
<http://www.nfl.com> (NFL's Official Site)

## TABLE OF CONTENTS

### COACHES / FRONT OFFICE

Dan Reeves .....	6-11
Assistants .....	12-21
Rankin M. Smith, Sr. ....	22-24
Taylor Smith .....	25-26
Board of Directors .....	26
Staff .....	27-28
Assistants .....	29-40
Georgia Dome .....	38
Contract Status .....	42

### PLAYERS

Veteran Bios .....	44-150
--------------------	--------

### NEW FACES

Draft Choice Bios .....	152-168
Free Agents .....	169-174

### '96 IN REVIEW

Final Stats .....	176-178
'96 Rankings .....	177
Game Charts .....	179-183

### CLUB RECORDS / HISTORY

Team .....	186-191
Individual .....	196-207
NFL Records .....	208
Career Service .....	209
Consecutive Streaks .....	210
Top Performances .....	211-215
Yearly Leaders .....	216-221
Overtime Finishes .....	224
Honors .....	225-226
Attendance .....	227
All-Time Roster .....	228-234
Series Records .....	239-242
Playoffs .....	243-246
Historical Calendar .....	247-256
Preseason Results .....	257-258
Year-by-Year Scores .....	259-264
1997 NFL Schedule .....	265-267

**Editors:** Frank Kleha, Charlie Taylor

**Writer:** Frank Kleha

**Computer Layout:** Gary Glenn

**Support Staff:** Gary Glenn, Brent Williamson,  
LuAnn Stanaland

**Photo Credits:** Jimmy Cribb, Perry McIntyre, Jr.

**Printing:** Southeastern Color Lithographers, Inc.

## '97 TRAINING CAMP ROSTER

No.	Name	Pos	Ht.	Wt.	Birthdate	No.	Name	Pos	Ht.	Wt.	Birthdate
66	Akers, Jeremy	T	6-5	304	1-9-74	71	Keeney, Brad	DT	6-3	295	11-20-73
5	Andersen, Morten	K	6-2	225	8-19-60	89	Kinchen, Todd	WR	5-11	187	1-7-69
32	Anderson, Jamal	RB	5-10	234	9-30-72	49	Kozlowski, Brian	TE	6-3	255	10-4-70
92	Archambeau, Lester	DE	6-5	275	6-27-67	2	Kushner, Bill	P	6-0	203	1-13-70
30	Baldwin, Robert	RB	5-11	222	9-1-72	86	Ladd, Anthony	WR	6-1	193	12-23-73
47	Bayne, Chris	S	6-1	205	3-22-75	7	Lauder, David	K	6-2	226	2-18-69
97	Bennett, Cornelius	LB	6-2	240	8-25-65	36	Lester, Fred	FB	6-1	254	8-1-71
43	Bolden, Juran	CB	6-2	201	6-27-74	74	Loneker, Keith	G	6-3	325	6-21-71
20	Booker, Michael	CB	6-2	203	4-27-75	8	Maddox, Tommy	QB	6-4	218	9-2-71
42	Boyd, Sean	S	6-2	206	12-19-72	81	Mathis, Terance	WR	5-10	190	6-7-67
23	Bradford, Ronnie	CB	5-10	188	10-1-70	28	McGill, Lenny	CB	6-1	202	5-31-71
51	Brandon, David	LB	6-4	238	2-9-65	55	Miller, Nate	OL	6-3	310	10-8-71
73	Brooks, Ethan	T	6-6	290	4-27-72	73	Mitchell, Barry	DE	6-3	268	3-18-74
75	Brown, Shannon	DT	6-5	290	5-23-72	93	Owens, Dan	DL	6-3	280	3-16-67
80	Brown, Tyrone	WR	5-11	168	1-3-73	64	Pahukoa, Jeff	G/T	6-2	303	2-9-69
34	Buchanan, Ray	CB	5-9	195	9-29-71	17	Pegross, Pearce	WR	5-7	171	8-12-73
91	Burrough, John	DT	6-5	275	5-17-72	67	Perkins, Barry	G	6-3	293	7-10-73
25	Bush, Devin	SS	5-11	210	7-3-73	26	Phillips, Anthony	CB	6-2	209	10-5-70
12	Chandler, Chris	QB	6-4	225	10-12-65	96	Pleasant, Anthony	DE	6-5	280	1-27-68
44	Christian, Bob	FB	5-11	230	11-14-68	85	Preston, Roell	WR	5-10	185	6-23-72
68	Collins, Calvin	C/G	6-2	307	1-5-74	27	Ray, Terry	S	6-1	205	10-12-69
94	Crockett, Henri	LB	6-2	251	10-28-74	88	Santiago, O.J.	TE	6-7	267	4-4-74
95	Croel, Mike	LB	6-3	240	6-6-69	52	Sauer, Craig	LB	6-1	240	12-13-72
76	Davis, Antone	T	6-4	330	2-28-67	84	Scott, Freddie	WR	5-10	189	8-26-74
99	Davis, Nathan	DT	6-5	312	2-6-74	41	Shelling, Chris	S	5-10	180	11-3-72
95	Davis, Paschall	LS	6-2	234	6-5-69	79	Simmons, Jason	DE	6-5	266	12-20-70
72	Davis, Scott	G	6-3	292	1-29-70	90	Smith, Chuck	DE	6-2	262	12-21-69
22	Denton, Tim	CB	5-11	186	2-2-73	62	Smith, Darius	C	6-2	285	10-9-72
45	Downs, Gary	FB	6-1	212	6-6-72	46	Smith, Ed	TE	6-4	253	6-5-69
87	Emanuel, Bert	WR	5-10	180	10-27-70	4	Stryzinski, Dan	P	6-2	200	5-15-65
65	Fortin, Roman	C	6-5	297	2-26-67	59	Styles, Lorenzo	LB	6-1	245	1-31-74
53	Fontaine, Jamal	LB	6-2	241	1-29-71	19	Thornal, Kevin	WR	6-2	186	11-28-73
71	Goltra, Bob	T	6-7	315	9-30-73	61	Tobeck, Robbie	C	6-4	300	3-6-70
13	Graziani, Tony	QB	6-2	195	12-23-73	11	Tolliver, Billy Joe	QB	6-1	217	2-7-66
21	Green, Harold	RB	6-2	222	1-29-68	58	Tuggle, Jessie	LB	5-11	230	4-4-65
40	Grenier, Geoff	FB	6-2	240	1-25-73	63	Vavao, Mathias	DT	6-4	295	11-14-74
39	Grier, Derek	CB	6-3	197	3-4-70	83	West, Ed	TE	6-1	250	8-2-61
98	Hall, Travis	DE	6-5	288	8-3-72	35	White, William	S	5-10	205	2-19-66
54	Hamilton, Rufin	LB	6-1	238	3-2-71	70	Whitfield, Bob	T	6-5	310	10-18-71
24	Hanspard, Byron	RB	5-10	198	1-23-76	69	Williams, Gene	G/T	6-2	315	10-14-68
82	Haynes, Michael	WR	6-0	184	12-24-65	77	Willig, Matt	T/G	6-8	317	1-21-69
33	Huntley, Richard	RB	5-11	224	9-18-72	48	Wimberly, Marcus	S	5-11	192	7-8-74



**COACHES / FRONT OFFICE**



*"I'm better prepared for this job now than at any time in my life. I'm going to do everything in my power, and work every minute I possibly can to prove hiring Dan Reeves was a good move."*

With those words, the NFL's "Winningest Active Coach" accepted his five-year contract to take over control of the Atlanta Falcons football team on January 21, 1997, as Executive Vice-President of Football Operations and Head Coach.

He's in total charge of turning the Falcons around on the field and making all the personnel decisions. The 53-year old native Georgian (Americus) is excited to be "back home." But, while he was away, he was making quite a name and building an impressive list of accomplishments.

As a former athlete, he knows what to ask of his players. Reeves was inducted into the University of South Carolina's Hall of Fame as a quarterback (1962-64). Then, he earned a spot on legendary Tom Landry's Dallas Cowboys and played seven years as a running back. Landry saw something special and made Reeves a "player-coach" and then a full-time assistant coach. That personal learning experience made Reeves ready to be an NFL Head Coach when the Denver Broncos called in 1981.

As the youngest head coach in the NFL at 37, he won 10 games in Denver his first season and now he's already in the top 10 in NFL history (ahead of the likes of Joe Gibbs, Hank Stram, Marv Levy, Weeb Ewbank, George Allen, Bill Parcells, Don Coryell, Mike Ditka, and John Madden).

In his 12 years as Broncos Head Coach, Reeves guided Denver to five AFC Western Division titles, four AFC Championship game appearances, and three Super Bowls. He led the Broncos to 10 victories or more in a season *seven* times and his teams posted a 72-21 record in Mile High Stadium, the best home mark in the NFL over that period. Reeves has been the NFL's "Coach of the Year" at *both* Denver in '84 and New York in '93. He was named AFC Coach of the Year three different times in '84, '89, and '91. His first season with the Giants in '93 produced an 11-5 record, second-best in the tough NFC East, and his eighth overall year with 10+ victories.

If anyone knows what "winning" is all about, it would be Dan Reeves. His winning credentials are impeccable. Already, he's competed in an amazing 45 Playoff games, 15 as head coach, 16 as an assistant, six as a player-coach, and

eight as a player. Of the 31 Super Bowl games played, Reeves has been involved in eight of them. He won his first Super Bowl ring as a player in 1971, then won one as an assistant coach in 1977.

As solid and strong as he is on the football field, those qualities are also mirrored in his character off the field. He's been married for 32 years and has three children and three grandchildren whom he's always there for. A person with high standards and moral principles, Reeves expects a 100% effort from his players and staff. With this unyielding determination, his philosophy is one that he believes will eventually make consistent winners of the Atlanta Falcons.



### Reeves' Coaching Capsule

- Only NFL coach in the 1980's to take team to back-to-back Super Bowls (first time an AFC coach had taken team to League's Championship game with such frequency since Don Shula took Dolphins to three Super Bowls from 1971-73).
- As Offensive Coordinator in Dallas, his offenses averaged 25 points per game in winning Super Bowl XII in '79. In 1980, his unit averaged 28 points.
- Finished in 1st place in AFC West division 5 times, 2nd place 3 times.
- In '84, set team record with 10 straight wins and a team-best 13-win season.
- In '85, set team record for Total Offense and points scored in an 11-5 season.
- The '86 season started with a team record 6-0 start and went on to establish 35 team and individual club records going 11-5.
- Guided an injury-riddled team to 10-4-1 mark and second straight AFC West title in '87. Among numerous records set were most Total Offensive yards with 5,624 and most games scoring 20 or more points with 12.
- Closed out '89 with 4th AFC West title in the 1980's and 3rd Super Bowl appearance in four years.
- Bounced back from 8-8 season to 12-4 Division title in '91, but lost close AFC title game at Buffalo, 10-7 (with two missed FG's).
- Took Giants from 6-10 mark to 11-5 and to Playoffs in first season at helm in New York to capture NFL "Coach of the Year" accolades.

# DAN REEVES

## TOP TWENTY COACHES IN CAREER VICTORIES (At the start of the 1997 season)

COACH	YRS.	Regular Season				Postseason			Career			
		W	L	T	PCT.	W	L	PCT.	W	L	T	PCT.
1 DON SHULA (Colts, Dolphins)	33	328	156	6	.676	19	17	.528	347	173	6	.665
2 GEORGE HALAS (Bears)	40	318	148	31	.671	6	3	.667	324	151	31	.671
3 TOM LANDRY (Cowboys)	29	250	162	6	.605	20	16	.556	270	178	6	.601
4 CURLY LAMBEAU (Packers, Cardinals, 'Skins)	33	226	132	22	.624	3	2	.600	229	134	22	.623
5 CHUCK NOLL (Steelers)	23	193	148	1	.566	16	8	.667	209	156	1	.572
6 CHUCK KNOX (Rams, Bills, Seahawks)	22	186	147	1	.558	7	11	.389	193	158	1	.550
7 PAUL BROWN (Browns, Bengals)	21	166	100	6	.621	4	8	.333	170	108	6	.609
8 BUD GRANT (Vikings)	18	158	96	5	.620	10	12	.455	168	108	5	.607
9 STEVE OWEN (Giants)	23	151	100	17	.595	2	8	.200	153	108	17	.581
<b>10 DAN REEVES (Broncos, Giants)</b>	<b>16</b>	<b>141</b>	<b>106</b>	<b>1</b>	<b>.569</b>	<b>8</b>	<b>7</b>	<b>.533</b>	<b>149</b>	<b>113</b>	<b>1</b>	<b>.567</b>
11 MARV LEVY (Chiefs, Bills)	16	137	102	0	.573	11	8	.579	148	109	0	.579
12 JOE GIBBS (Redskins)	12	124	60	0	.674	16	5	.762	140	65	0	.683
13 HANK STRAM (Chiefs, Saints)	17	131	97	10	.571	5	3	.625	136	100	10	.573
14 WEEB EW BANK (Colts, Jets)	20	130	129	7	.502	4	1	.800	134	130	7	.507
15 MARTY SCHOTTENHEIMER (Browns, Chiefs)	13	125	73	1	.631	5	10	.333	130	83	1	.609
16 SID GILLMAN (Rams, Chargers, Oilers)	18	122	99	7	.550	1	5	.167	123	104	7	.541
17 GEORGE ALLEN (Rams, Redskins)	12	116	47	5	.705	2	7	.222	118	54	5	.681
18 BILL PARCELLS (Giants, Patriots)	12	109	81	1	.573	10	5	.666	119	86	1	.580
19 DON CORYELL (Cardinals, Chargers)	14	111	83	1	.572	3	6	.333	114	89	1	.561
20 MIKE DITKA (Bears)	11	106	62	0	.631	6	6	.500	112	68	0	.622

## Personal Resume Daniel E. "Dan" Reeves

**Born:** Jan. 19, 1944, Rome, Georgia, moved to Americus, Ga. (when six weeks old)

**High School:** Americus, Class of '61

**Football**—Broke collarbone as senior quarterback but returned weeks later to help team beat eventual state champs. MVP of Ga. H.S. All-Star game in Atlanta.

**Basketball**—Helped capture state basketball title as guard by hitting four free throws late in game.

**Baseball**—Played on state baseball champion as starting left fielder.



**College:** South Carolina...1962-64...Quarterback...2nd team All-ACC...Set 10 school records...Passed for 2,561 yards on 221-441 with 16 TD's...3 100-yard rushing games for 3,376 total yards...Inducted into USC Hall of Fame.

**NFL:** Undrafted free agent with Dallas Cowboys...1965-72...Rookie with QB Craig Morton & DT Jethro Pugh...Teammate of Mike Ditka...First Cowboy to ever score 4 TD's in a game ('67)...Held record for most TD's in a season (16) in '66 until Emmitt Smith broke it in '92...Rushed 535 for 1,990 yards with 25 TD's...Caught 129 passes for 1,693 yards with 17 TD's...Completed 14 of 32 for 370 yards and 2 TD's. *"Reeves and Ditka were the strongest competitors I ever had, which gave them both a bit of an edge. Very few players I've ever had possessed his (Reeves) type of understanding of what's going on."*

— Former Cowboys Head Coach Tom Landry

**Family:** Married (32 years) high school sweetheart, Pam. Three children; daughters Dana, Laura, and one son, Lee. Three granddaughters; Caitlin, Ashley, Morgan...Mother, Ann, and father, Charles Edward (Edd)...Mother still lives in Americus...Two brothers, Charles, graduate of Ga. Tech (President of T Club) and Butch, graduate & football player at South Carolina...Sister, JoAnn, graduate of Georgia...Voted into Georgia Hall of Fame...*"I really can't remember when family wasn't important to me."*



**Influences:** Cowboys Hall of Fame Coach Tom Landry...USC Head Coach Marv Bass...High School coach Jimmy Hightower.

*"Everything I've really accomplished as far as coaching is concerned is definitely related to what I learned from Coach Landry. I had no ambitions of ever coaching until I was around him."*

## Reeves' NFL Record

### Regular Season

Year	Team	Won	Lost	Tied	Pct	Finish
1981	Denver	10	6	0	.625	2nd, AFC West
1982	Denver	2	7	0	.222	12th, AFC
1983	Denver	9	7	0	.563	3rd, AFC West (Wild Card)
1984	Denver	13	3	0	.813	AFC West Champion
1985	Denver	11	5	0	.688	2nd, AFC West
1986	Denver	11	5	0	.688	AFC West Champion
1987	Denver	10	4	1	.700	AFC West Champion
1988	Denver	8	8	0	.500	2nd, AFC West
1989	Denver	11	5	0	.688	AFC West Champion
1990	Denver	5	11	0	.313	5th, AFC West
1991	Denver	12	4	0	.750	AFC West Champion
1992	Denver	8	8	0	.500	3rd, AFC West
1993	N.Y. Giants	11	5	0	.688	2nd, NFC East
1994	N.Y. Giants	9	7	0	.563	2nd, NFC East
1995	N.Y. Giants	5	11	0	.313	4th, NFC East
1996	N.Y. Giants	6	10	0	.375	5th, NFC East

**Totals (16 Years)      141      106      1      .571**

### Post-Season

Year	Team	Won	Lost	Finish
1983	Denver	0	1	Lost at Seattle (Wild Card)
1984	Denver	0	1	Lost to Pittsburgh (Div. Playoff)
1986	Denver	2	1	Def. N.E., Def. Clev, Lost in SB (Giants)
1987	Denver	2	1	Def. Hou, Def. Clev, Lost in SB (Wash)
1989	Denver	2	1	Def. Pitt, Def. Clev, Lost in SB (S.F.)
1991	Denver	1	1	Def. Hou, Lost at Buff (AFC title game)
1993	N.Y. Giants	1	1	Def. Minn, Lost at S.F. (Div. Playoff)

**Playoff Totals      8      7      3 Super Bowl Appearances**

### REEVES, THE PLAYER AND ASSISTANT COACH

1965-69	Running Back	Dallas Cowboys
1970-71	Player/Coach	Dallas Cowboys
1972	RB's Coach	Dallas Cowboys
1974	Special Teams Coach	Dallas Cowboys
1975-76	RB's Coach	Dallas Cowboys
1977-80	Offensive Coordinator	Dallas Cowboys

### ACCOMPLISHMENTS

- The winningest active coach with 141 regular-season victories
- AFC Coach-of-the-Year in 1982, '88, and '91
- Reached 3 Super Bowls, 4 AFC Championship Games, 5 AFC West Titles
- Compiled 10 winning seasons, two .500 seasons
- Participated in 45 playoff games and 8 Super Bowls as NFL player/coach
- Took Giants from 6-10 to 11-5 and playoffs in first season in N.Y.
- Only NFL coach in 1980's to take team to back-to-back Super Bowls
- Posted 72-21 (77%) winning mark at Mile High Stadium

## Reeves vs. the NFL

### REGULAR SEASON

	Overall			Home			Away		
	W	L	T	W	L	T	W	L	T
<b>AFC East</b>									
Buffalo	2	6	0	0	1	0	2	5	0
Indianapolis	7	1	0	4	0	0	3	1	0
Miami	2	1	0	0	1	0	2	0	0
New England	6	1	0	5	1	0	1	0	0
N.Y. Jets	2	2	0	1	1	0	1	1	0
<b>TOTALS</b>	<b>19</b>	<b>11</b>	<b>0</b>	<b>10</b>	<b>4</b>	<b>0</b>	<b>9</b>	<b>7</b>	<b>0</b>

	W	L	T	W	L	T	W	L	T
<b>AFC Central</b>									
Cincinnati	5	1	0	5	0	0	0	1	0
Cleveland	7	2	0	3	1	0	4	1	0
Houston	4	2	0	2	1	0	2	1	0
Jacksonville	0	0	0	0	0	0	0	0	0
Pittsburgh	5	3	0	2	2	0	3	1	0
<b>TOTALS</b>	<b>21</b>	<b>8</b>	<b>0</b>	<b>12</b>	<b>4</b>	<b>0</b>	<b>9</b>	<b>4</b>	<b>0</b>

	W	L	T	W	L	T	W	L	T
<b>AFC West</b>									
Denver	0	0	0	0	0	0	0	0	0
Kansas City	15	9	0	11	1	0	4	8	0
Oakland	10	14	0	6	6	0	4	8	0
San Diego	15	10	0	10	3	0	5	7	0
Seattle	12	13	0	9	3	0	3	10	0
<b>TOTALS</b>	<b>52</b>	<b>46</b>	<b>0</b>	<b>36</b>	<b>13</b>	<b>0</b>	<b>16</b>	<b>33</b>	<b>0</b>
<b>AFC TOTALS</b>	<b>92</b>	<b>65</b>	<b>0</b>	<b>58</b>	<b>21</b>	<b>0</b>	<b>34</b>	<b>44</b>	<b>0</b>

	W	L	T	W	L	T	W	L	T
<b>NFC East</b>									
Arizona	7	3	0	4	1	0	3	2	0
Dallas	3	7	0	3	3	0	0	4	0
N.Y. Giants	1	2	0	1	1	0	0	1	0
Philadelphia	5	7	0	2	4	0	3	3	0
Washington	8	3	0	4	1	0	4	2	0
<b>TOTALS</b>	<b>24</b>	<b>22</b>	<b>0</b>	<b>14</b>	<b>10</b>	<b>0</b>	<b>10</b>	<b>12</b>	<b>0</b>

	W	L	T	W	L	T	W	L	T
<b>NFC Central</b>									
Chicago	2	5	0	1	2	0	1	3	0
Detroit	4	2	0	2	1	0	2	1	0
Green Bay	2	1	1	2	0	0	0	1	1
Minnesota	4	3	0	3	1	0	1	2	0
Tampa Bay	2	0	0	1	0	0	1	0	0
<b>TOTALS</b>	<b>14</b>	<b>11</b>	<b>1</b>	<b>9</b>	<b>4</b>	<b>0</b>	<b>5</b>	<b>7</b>	<b>1</b>

	W	L	T	W	L	T	W	L	T
<b>NFC West</b>									
Atlanta	2	1	0	1	1	0	1	0	0
Carolina	0	1	0	0	0	0	0	1	0
New Orleans	3	3	0	2	1	0	1	2	0
San Francisco	3	1	0	2	0	0	1	1	0
St. Louis	3	2	0	2	0	0	1	2	0
<b>TOTALS</b>	<b>11</b>	<b>8</b>	<b>0</b>	<b>7</b>	<b>2</b>	<b>0</b>	<b>4</b>	<b>6</b>	<b>0</b>
<b>NFC TOTALS</b>	<b>49</b>	<b>41</b>	<b>1</b>	<b>30</b>	<b>16</b>	<b>0</b>	<b>19</b>	<b>25</b>	<b>1</b>

<b>NFL TOTALS</b>	<b>141</b>	<b>106</b>	<b>1</b>	<b>88</b>	<b>37</b>	<b>0</b>	<b>53</b>	<b>69</b>	<b>1</b>
-------------------	------------	------------	----------	-----------	-----------	----------	-----------	-----------	----------



## **Rich Brooks**

### Asst. Head Coach/ Defensive Coordinator

After spending the last two seasons as the Head Coach of the St. Louis Rams, Brooks was named the Falcons' Assistant Head Coach/Defensive Coordinator on Jan. 29, 1997. Prior to working with the Rams, Brooks was Head Coach at the University of Oregon for 18 seasons. He built a solid program, going to four bowls in his last six years, including a trip to the Rose Bowl in 1994. Prior to a trip to the Freedom Bowl in 1989, the Ducks had not been to a bowl game in 26 years. In the 1994 season, Brooks was named National Coach-of-the-Year and PAC-10 Coach-of-the-Year for taking the Ducks to a ninth place ranking in the polls and a trip to the Rose Bowl as PAC-10 Champs. The playing field at Autzen Stadium, the Ducks home stadium, was named Rich Brooks Field before the '95 season as a tribute to his tenure, which also included three years as Athletic Director. Richard L. Brooks was born August 20, 1941 in Forest, CA. and was a four-sport athlete at Nevada Union High in Grass Valley, CA. He played QB and DB under Coach Tommy Prothro at Oregon State and earned a masters degree in Education at Oregon State while working as the assistant freshman coach. He and his wife, Karen, have four children – Denny, Brady, Kasey, and Kerri.

#### Coaching Background

- 1997:** Asst. Head Coach/Def. Coordinator, Atlanta Falcons
- 1995-96:** Head Coach, St. Louis Rams
- 1977-94:** Head Coach, University of Oregon
- 1976:** Linebackers, UCLA (Terry Donahue)
- 1974-75:** DB and Special Teams, SF 49ers (Dick Nolan)
- 1973:** Def. Coordinator, Oregon State (Dee Andros)
- 1971-72:** Special Teams, LA Rams (Tommy Prothro)
- 1970:** Linebackers, UCLA (Tommy Prothro)
- 1965-69:** Defensive Line, Oregon State (Dee Andros)



## **Harold Richardson**

### Assistant Head Coach/Football Operations

Richardson was reunited with Dan Reeves on February 22, 1997 as assistant head coach on his staff. For the past four years, he has been involved in player personnel with the Denver Broncos, including the last two years managing the salary cap. He previously was an offensive assistant in the personnel office for two years. Richardson joined Reeves'

Broncos in 1989 as special teams coach and later coached the tight ends from 1991-92. Prior to the Broncos, Richardson was defensive coordinator at Colorado

State from 1987-88. He served as Bum Phillips' special teams and receivers coach at New Orleans from 1981-1985. For eleven years, Richardson worked on the collegiate level at North Texas State, Texas Christian, Oklahoma State, and Southern Methodist. While a tight end at SMU, the Mustangs won the SWC Championship. He then began his coaching career as a graduate assistant under Hayden Fry in 1971. A native of Houston, Texas (9/27/44), Richardson earned a bachelors degree in finance from SMU in 1968. He and his wife, Ramona, have a son, Blake Lee.

#### Coaching Background

- 1997:** Asst. Head Coach/Football Operations, Atlanta Falcons
- 1993-96:** Player Personnel, Broncos (Mike Shanahan)
- 1989-92:** Special Teams/Tight Ends, Broncos (Dan Reeves)
- 1981-85:** Special Teams/Receivers, Saints (Bum Phillips)

### **George Sefcik**

#### Offensive Coordinator/Running Backs

Sefcik enters his 25th year in the NFL coaching ranks this year as the Falcons running backs coach. With the Giants, he helped Rodney Hampton produce three of his five career 1,000-yard seasons. In 1993, the Giants running game led the NFL with 138.1 rushing yards per game. He helped guide the Bengals to Super Bowl XVI with 1,000-yard rusher Pete Johnson. His 1979 running backs gained more yardage and scored more touchdowns than any group in Cincinnati history. Sefcik was born on December 27, 1939 in Cleveland, Ohio, where he helped lead Benedictine High School to the state championship in 1958. He was a three-year letterman as a two-way halfback for Notre Dame from 1959-61, taking handoffs from Daryle Lamonica. Sefcik began his coaching career by spending six years at Notre Dame under Ara Parseghian and was on the staff at Kentucky for four seasons before coming to the NFL. Sefcik and his wife Lorie have three children.



#### Coaching Background

- 1997:** Offensive Coordinator/RB's, Atlanta Falcons
- 1993-96:** Running Backs, NY Giants (Dan Reeves)
- 1991-92:** Wide Receivers, NY Giants (Ray Handley)
- 1989-90:** Running Backs, Cleveland (Bud Carson)
- 1988:** Offensive Coordinator, Kansas City (Frank Gansz)
- 1984-87:** Running Backs, QB, Green Bay Packers (Forrest Gregg)
- 1978-83:** Running Backs, Cincinnati (Homer Rice/Forrest Gregg)
- 1975-77:** RB's, Cleveland Browns (Forrest Gregg/Sam Rutigliano)
- 1973-74:** Offensive Coach, Baltimore Colts (Howard Schnellenberger)



## **Art Shell**

### Offensive Line

Art Shell, hired on Feb. 3, 1997 by Reeves, brings an impressive resume to the Falcons. For the past two years, he coached the offensive line for the Chiefs, who led the NFL in rushing in 1995 and were ranked fourth in that category in '96. His line gave up only 21 sacks in '95, the third lowest total in the NFL and the second lowest mark in Chiefs history. As the head coach of the Raiders from 1989-94, Shell compiled a record of 54-38 and was 2-3 in the post-season. He won the AFC West title in 1990 with a 12-4 mark and advanced to the second round of the playoffs in '93 after a 10-6 record. He also led the AFC to a win in the Pro Bowl after the '90 campaign. Shell began his coaching career in '83 as an assistant with the Raiders and won Super Bowl XVIII. Winning a Super Bowl is nothing new to Shell, who was a member of two Super Bowl Champion teams with the Raiders as a player (XI and XV). Shell was inducted into the Pro Football Hall of Fame on Aug. 5, 1989 after a career that included 207 regular season games (third highest total in Raiders history) and 23 playoff games in his 15-year career. He was selected for eight Pro Bowls and missed just six regular season games in his career. Born in Charleston, S.C. on Nov. 26, 1946, Shell went to Bond-Wilson High in Charleston before attending Maryland State College. He earned All-America accolades in 1966 and '67 while playing both offensive and defensive line at Maryland State. Shell earned his degree in 1968, the year he was chosen in the third round by the Raiders. He and his wife, Janice, have two sons, Arthur III, and Christopher, a senior at Morehouse College in Atlanta.

### **Coaching Background**

- 1997:** Offensive Line, Atlanta Falcons
- 1995-96:** Offensive Line, KC (Marty Schottenheimer)
- 1989-94:** Head Coach, Raiders
- 1983-88:** Offensive Line, Raiders (Flores/Shanahan)



## **Don Blackmon**

### Linebackers

This will be Don's 15th season involved with NFL linebacking. He played linebacker for 7 NFL seasons and he's also coached the position for 7 NFL seasons. He was one of Dan Reeves' first hires on January 23, 1997. The 6-3, 235-pounder was a seven-year standout linebacker for the N.E. Patriots after being drafted in the fourth round in '81. He started 72-of-89 games and recorded 541 tackles, 30.5 sacks, and five INT's in his career before being forced to retire after a neck

injury in a game against the Raiders in 1987. He was on the Patriots AFC title team in 1986. Blackmon was a three time all-conference selection at the University of Tulsa and has been named to the school's Hall of Fame. Donald Kirk was born March 14, 1958 in Pompano Beach, Fla. He and his wife Jacqueline have two daughters, Candice and Tiffany, and a son Don II.

**Coaching Background**

**1997:** Linebackers, Atlanta Falcons  
**1993-96:** Linebackers, NY Giants (Reeves)  
**1991:** Linebackers, Browns (Bill Belichick)  
**1988-90:** Linebackers, Patriots (Raymond Berry, Rod Rust)  
**1981-87:** Linebacker, Patriots

**Jack Burns**  
Quarterbacks

Burns was named quarterbacks coach by Dan Reeves on February 19, 1997. A veteran of 22 years of coaching experience, including eight at the professional level, he last served as the offensive coordinator and quarterbacks coach for the Minnesota Vikings. With the Vikings, he coached Pro Bowlers Cris Carter, Anthony Carter, and Roger Craig as the team finished fourth in the NFL in total points in 1992. During his three seasons with the Redskins, Washington's passing offense ranked among the top five in the NFL, including 1989 when they led the league. Burns coached the receiving trio of Art Monk, Gary Clark, and Ricky Sanders who combined with Mark Rypien to lead Washington to victory in Super Bowl XXVI. Burns began his coaching career at Florida where he worked with the defensive backs under Doug Dickey from 1971-73. He then worked at Louisville, Texas, Vanderbilt, and Auburn on his way to his first pro assignment with the Tampa Bay Bandits of Steve Spurrier in the USFL. Born January 3, 1949 in Tampa, Florida, he starred at Robinson High School before playing defensive back at Florida from 1967-70. He and his wife, Robin, have two children, Chase (11) and McKenzie (9).



**Coaching Background**

**1997:** Quarterbacks, Atlanta Falcons  
**1992-93:** Off. Coordinator/QBs, Vikings (Dennis Green)  
**1989-91:** Offensive Assistant/WRs, Redskins (Joe Gibbs)  
**1981-83:** RB/WR - Tampa Bay Bandits (Steve Spurrier)

## ASSISTANT COACHES



### **James Daniel** Tight Ends

Daniel was named Falcons tight ends coach on January 23, 1997 after four seasons with the Giants. Prior to the Giants, Daniel served as offensive line coach for 12 years at Auburn. During his tenure, the Tigers appeared in nine postseason bowl games. He began his coaching career at Enterprise (AL) High School from 1974-80 and 11 of his offensive linemen earned college scholarships. Daniel is an alumnus of the NFL Coaching Fellowship program, working with the Saints in 1988 and the Broncos in '92. Daniel was a three-year starter and four-year letterman at Alabama State under coaches Henry Holbert and Willie Parker from 1970-73. He was born in Wetumpka, AL on January 17, 1953 and is married to the former Myris Burton.

#### Coaching Background

- 1997:** Tight Ends, Atlanta Falcons
- 1993-96:** Tight Ends, NY Giants (Dan Reeves)
- 1981-92:** Offensive Line, Auburn (Pat Dye)



### **Joe DeCamillis** Special Teams

DeCamillis was named the Falcons special teams coach on January 23, 1997, moving over with Dan Reeves from the Giants. Last year, the Giants led the NFL with 32 punts downed inside the 20-yard line. His punt return unit was #6 in the NFL (11.4 average) with two touchdowns, and his punt cover unit was below the NFL average at 9.6 yards. Prior to his four year stint as special teams coach for the Giants, he served as an assistant with the Broncos from 1988-92. In '92 he served as defensive quality control and assistant special teams coach. Joe was an All-America wrestler as a senior at the University of Wyoming and was also named All-WAC twice. He earned a degree in secondary education in 1987 from Wyoming. Born June 29, 1965 in Arvada, CO, Joe was an all-state quarterback and wrestler at Arvada High School. Joe and his wife Dana have two daughters, Caitlin and Ashley.

#### Coaching Background

- 1997:** Special Teams, Atlanta Falcons
- 1993-96:** Special Teams, N.Y. Giants (Dan Reeves)
- 1988-92:** Assistant Coach, Denver Broncos (Dan Reeves)

## Tim Jorgensen

### Asst. Strength & Conditioning

Tim Jorgensen is back for his 11th season with the Falcons after being retained for Dan Reeves' coaching staff. He helps oversee the club's yearly physical development program, in addition to assisting with the rehabilitation process. Away from football, Tim is active on the speaking circuit, teaching clinics and seminars throughout the southeastern U.S., including Georgia, Alabama, Tennessee, South Carolina, and Florida. Jorgensen came to Atlanta in 1987 from the Philadelphia Eagles, where he served as the team's first ever Strength and Conditioning Coach for three years. Prior to joining the Eagles, Jorgensen was the strength coach at Louisiana State from 1980-83. At LSU, he organized weight training programs for all of the school's athletic teams, while serving as the director of the Louisiana chapter of the National Strength Coaches Association. Tim, 42, is currently an active member of the National Speed and Explosion Association, and the Professional Strength & Conditioning Coaches Association. A graduate of Southwest Missouri State, the native of St. Louis, Mo., competed in football and track in college after attending Jennings High School in St. Louis. He and his wife, Cindy, have three children -- Jaelyn, Jessica, and Jake.



#### Coaching Background

- 1987-97:** Atlanta Falcons (Campbell, Glanville, Jones)
- 1984-86:** Philadelphia Eagles (Marion Campbell)
- 1980-83:** Louisiana State University (Jerry Storall)
- 1979:** University of Alabama (Bear Bryant)
- 1977-78:** SW Missouri State University

## Bill Kollar

### Defensive Line

Now in his eighth season, Bill Kollar was one of two current coaches retained by Dan Reeves. Kollar's unit contributed to 36 team sacks, Atlanta's highest total since 1985. His '95 line included a Pro Bowler and was one of the NFL's toughest units against the run, ranking 9th in League. In '94, his defensive line recorded 32 sacks, the highest total since the '90 campaign. Chuck Smith led the way with 11, ranking 7th in the NFL. While in Atlanta, Kollar, 44, has coached a Defensive Rookie-of-the-Year and two All-Rookie selections. A first round draft pick by Cincinnati (23rd player selected) in the 1974 NFL draft, Kollar played his first three seasons with the Bengals, earning all-rookie honors his first year. He finished out his playing career with Tampa Bay, starting at all three DL positions.



## ASSISTANT COACHES

from 1977-81. He also played in three playoff games, including the NFC Championship game between T.B. and the L.A. Rams in 1979. An All-American selection at Montana State, he was a three-time Big Sky selection and MVP of the 1974 Senior Bowl Game. Bill and his wife, Jan, have two sons – Chad, who is a junior defensive back at Southern Methodist University, and Clint, a sophomore defensive back at Harvard.

### Coaching Background

- 1990-97:** Atlanta - Defensive Line (Glanville, Jones)
- 1988-89:** Purdue - Defensive Line (Fred Akers)
- 1985-87:** Illinois - Defensive Line (Mike White)
- 1984:** T.B. - Asst Def. Line/Special Teams (John McKay)



## Ron Meeks

### Secondary

Meeks joined the Falcon staff on January 27, 1997 after a five-year stint as defensive backs coach with the Cincinnati Bengals. Under his guidance, the secondary led the NFL with 34 interceptions in 1996. He coached Ashley Ambrose (8 interceptions) to the AFC Defensive Back of the Year Award. In '93 the Bengals finished second in the NFL in pass defense rankings. After his college playing career at Arkansas State, he played for five years in the Canadian Football League with Hamilton, Ottawa, and Toronto. He began his coaching career at his alma mater in 1984, followed by positions with Miami, New Mexico State, and Fresno State. His first pro coaching job was with the Dallas Cowboys under Jimmy Johnson, with whom he had worked for at Miami. Meeks was born August 27, 1954. He is a native of Jacksonville, FL, where he attended Robert E. Lee High School. Ron holds a degree in journalism from Arkansas State. His sister, Majorie Brown, is the Post Master General in Atlanta and another sister, Andrena Meeks, is a fashion designer in Atlanta.

### Coaching Background

- 1997:** Secondary, Atlanta Falcons
- 1992-96:** Defensive Backs, Cincinnati (David Shula)
- 1991:** Assistant, Dallas Cowboys (Jimmy Johnson)

## Al Miller

### Strength and Conditioning

Miller was named the Falcons Strength and Conditioning Coach on January 23, 1997. He continues his relationship with Dan Reeves, one that began in 1985 with the Broncos. Al participated in three Super Bowls with Denver, and looks to bring his successful training program to the Falcons. Prior to joining the Broncos, Miller was the strength coach for the University of Alabama from 1982-84. He also served as the strength and conditioning coach at Northeast Louisiana in 1981 and at Mississippi State in 1980. From 1974-78, Miller was LB's and strength coach at Northwestern Louisiana. Miller was born in El Dorado, AR on August 29, 1947 and is a 1970 graduate of Northeast Louisiana and teammate of former Falcon running back Joe Profit. He was a four-year letterman at Northeast Louisiana as a wide receiver and was inducted into the school's Hall of Fame in 1992. Miller earned a Master's degree from Louisiana Tech in 1974. Al and his wife, Janis, have a son, Carey Brian, and a daughter, Lisa.



### Coaching Background

- 1997:** Strength and Conditioning, Atlanta Falcons
- 1993-96:** Strength and Conditioning, NY Giants (Dan Reeves)
- 1985-1992:** Strength and Conditioning, Denver (Dan Reeves)
- 1982-1984:** Strength Coach, Alabama (Bear Bryant and Ray Perkins)

## Rennie Simmons

### Wide Receivers

Simmons was hired on February 3, 1997, to coach Atlanta's receivers after working as the offensive line coach for the Houston Oilers last season. Two of his linemen, Bruce Matthews and Mark Stepnoski, were named to the Pro Bowl, and RB Eddie George carried the ball for 1,368 yards and eight touchdowns on his way to NFL Offensive Rookie-of-the-Year honors. Simmons spent the '95 season as Vanderbilt's offensive coordinator for Rod Dowhower. In his years with the Redskins, he helped with a powerful offense and went to the Super Bowl four times, coming away with three Super Bowl rings. On the line, he coached All Pro's Joe Jacoby and Mark May of the Hogs as they led the NFL in fewest sacks (9) in 1991. He also coached receivers that included Art Monk, Gary Clark, and Ricky Sanders. Before joining the Redskins, he coached at California State-Fullerton and Cerritos Junior College. Simmons played center at San Diego State under Coach Don Coryell and was a teammate of Wayne Sevier, Joe Gibbs, and Rod Dowhower. He was chosen as the team's Most Inspirational Player as a junior.



## ASSISTANT COACHES

Born February 25, 1942 in Poughkeepsie, N.Y., he grew up in Santa Fe, CA and attended Santa Fe High School with Joe Gibbs. Rennie and his wife, Carol, have two children, Rod and Karen.

### Coaching Background

- 1997:** Wide Receivers, Atlanta Falcons
- 1996:** Offensive Line, Houston (Jeff Fisher)
- 1994:** Tight Ends, Rams (Chuck Knox)
- 1992-93:** Receivers, Washington (Joe Gibbs)
- 1990-91:** Offensive Line, Washington (Joe Gibbs)
- 1981-89:** Tight Ends, Washington (Joe Gibbs)



### **Pete Mangurian** Offensive Quality Control

Mangurian was added to the coaching staff on March 19, 1997. He re-joins Dan Reeves after spending the last nine years on his staffs with the N.Y. Giants and Denver Broncos. He spent five years with Denver from 1988-92, including the '89 Super Bowl season. He was the Broncos' offensive line coach from 1991-92 after spending three years as the team's tight ends and H-backs coach. Pete then moved with Reeves to the Giants in '93 as offensive line coach. There, he headed a line that helped pave the way for Rodney Hampton to record five straight 1,000-yard seasons. Prior to that, he was the offensive line coach at Louisiana State from 1984-87, helping the Tigers to four consecutive bowl game appearances. The Tigers also established a school record for total offense in a season three times. Pete began his coaching career at Southern Methodist ('79-80) and was also on the staff at New Mexico State ('81) and Stanford ('82-83). Mangurian was a defensive tackle at LSU from 1975-78, earning a degree in Political Science. A native of Los Angeles, CA, he and his wife, Amy, have two daughters, Lauren and Katie.

### Coaching Background

- 1997:** Offensive Quality Control, Atlanta Falcons
- 1993-96:** Offensive Line, New York Giants (Reeves)
- 1991-92:** Offensive Line, Denver Broncos (Reeves)
- 1988-91:** Tight Ends/H-Backs, Denver Broncos (Reeves)

## All-Time Assistant Coaches Roster

April, Bobby ..... 1991-93	Fritsch, Ted ..... 1983-86	Nelson, Bill ..... 1975-76
Armstrong, Keith .... 1994-96	Fry, Bob ..... 1967-68	North, John ..... 1977-82
Barnes, Billy Ray ..... 1971-74	..... 1983-84	Orr, Jimmy ..... 1975-76
Bates, Jim ..... 1994	Gansz, Frank ..... 1994-96	Palcic, Bob ..... 1994-96
Beightol, Larry ..... 1985-86	Gilmer, Harry ..... 1970-74	Phillips, Jim (Red) ..... 1968
Blackmon, Don ..... 1997	Glanville, Jerry ..... 1977-82	Plumb, Ted ..... 1977-79
Brasher, Tommy ..... 1986-89	Griffin, Bob ..... 1969-74	Puetz, Garry ..... 1983-85
Brooks, Rich ..... 1997	Groh, Al ..... 1987	Putnam, Duane ..... 1969-74
Brown, Greg ..... 1994	Haering, Joe ..... 1994-96	Rauch, John ..... 1975
Bruney, Fred ..... 1969-76	Hanifan, Jim ..... 1987-89	Raye, Jimmy ..... 1980-82
..... 1986-89	(head coach 4 games)	..... 1987-89
Burns, Jack ..... 1997	Harrison, Bob ..... 1983-86	Richardson, Harold ..... 1997
Campbell, Marion ... 1969-74	Herring, Hal ..... 1966-68	Robinson, Jimmy ... 1990-93
Campbell, Scott ..... 1987-89	Humphrey, Claude . 1987-89	Rossley, Tom ..... 1990
Carpenter, Lew ..... 1967-68	Jackson, Bobby ..... 1983-86	Rowen, Keith ..... 1990-93
Carr, Jimmy ..... 1990-93	Jackson, Milt ..... 1994-96	Rust, Rod ..... 1995-97
Champion, Jim ..... 1977-79	Jones, June ..... 1991-93	Sefcik, George ..... 1997
Christiansen, Jack ..... 1983	Jorgensen, Tim ..... 1987-97	Sekanovich, Dan .... 1983-85
Clausen, Chuck ..... 1986-89	Jobko, Bill ..... 1968	Shell, Art ..... 1997
Crutchfield, Bill ..... 1967	Khayat, Ed ..... 1975-76	Sherman, Ray ..... 1990
Crosby, Steve ..... 1983-84	Kollar, Bill ..... 1990-97	Shively, Doug ..... 1977-82
..... 1986-89	Lavan, Al ..... 1975-76	..... 1990-93
Daniel, James ..... 1997	Lewis, Will ..... 1995-96	Simmons, Rennie ..... 1997
Davis, Mouse ..... 1994-96	Madden, Joe ..... 1985-86	Stanley, Jim ..... 1980-82
DeCamillis, Joe ..... 1997	Mangurian, Pete ..... 1997	Stanton, Jack ..... 1984-85
Dickson, George ..... 1966	Marcum, Tim ..... 1994	Symank, John ..... 1966-68
Dostal, George ..... 1983-86	Marshall, John ..... 1983-85	Walsh, Bill ..... 1975-82
Dowhower, Rod ..... 1987-89	Matuszak, Marv .... 1974-76	Wilson, Ollie ..... 1991-95
Ecklund, Brad ..... 1966-67	McDonnell, Mike .... 1978-82	Wood, Dick ..... 1978-82
Elliott, Sam ..... 1983-86	McDuffie, Wayne 1982, 1990	Yowarsky, Walt ..... 1969-70
Fazio, Fogie ..... 1588-89	Meeks, Ron ..... 1997	
Fears, Tom ..... 1966	Miller, Al ..... 1997	

## Falcons Coaching History

<u>Coach</u>	<u>Year</u>	<u>Record</u>	<u>Yrs in Playoffs</u>
Norb Hecker	1966-68	4-26-1	0
Norm Van Brocklin	1968-74	37-49-3	0
Marion Campbell	1974-76, '87-89	17-51-0	0
Leeman Bennett	1977-82	47-44-0	3
Dan Henning	1983-86	22-41-1	0
Jerry Glanville	1990-93	28-38-0	1
June Jones	1994-96	19-29-0	1
Dan Reeves	Hired in 1997	0-0-0	-

**Nine members of Atlanta's '97 Coaching staff have participated in a total of 23 Super Bowl games, and 4 coaches own Super Bowl rings.**

Dan Reeves (8 w/Dallas & Denver)

Art Shell (3 w/Raiders)

George Sefcik (1 w/Bengals)

Rennie Simmons (4 w/Redskins)

Don Blackmon (1 w/Patriots)

Jack Burns (1 w/Redskins)

Joe DeCamillas (1 w/Broncos)

Harold Richardson (1 w/Broncos)

Al Miller (3 w/Broncos)



To paraphrase President Kennedy's famous inauguration speech a bit, Atlanta native Rankin M. Smith has pretty much held that philosophy to be: *"Ask not what Atlanta can do for you, but what you can do for Atlanta!"*

A listing of what he has done for Atlanta to take it from just a southern town to a major city:

#### **For Sports**

- **Sports Pioneer** – Ever since the 1950's, Smith has been in the forefront of bringing major sports teams and events to Atlanta. He was on the team called "Major Sports, Inc." 40 years ago as they created a Continental Baseball League. That evolved later into a group to build a major stadium to lure pro sports to Atlanta after Charles O. Finely told the city that if there was a Stadium he'd bring a team. As the stadium was being built, a task was to lure the powerful Milwaukee Braves to the South (that was accomplished by 1966, 10 years before Ted Turner bought the team). The Sports group later became the Stadium Authority that ran Atlanta-Fulton County Stadium for over 30 years.

- **Football Comes** – The fledgling American Football League announced on June 8, 1965, that they were awarding a team to Cox Broadcasting's J. Leonard Reinsch to begin play. When the arch-rival National Football League learned of the news, they took bids and narrowed to a final three from an R.J. Reynolds Co. group, Lindsey Hopkins, and an insurance executive named Rankin Smith. Within three weeks, the NFL had a new team and a new owner when Smith's \$8.5 million bid was the highest ever in sports. With just one stadium, the AFL was out of business in their move to put a team in Atlanta.

- **Build It and They Will Come** - After years of preparation, the Georgia Dome became a reality when ground was broken in '89 and doors were opened in '92. A money-maker for the city, the taxpayers weren't stuck with a bill. Having this facility in place has meant:

- A Super Bowl in 1994 and yet another one in 2000. Smith was the major force in securing these week-long events that produce an economic impact of hundreds of millions of dollars for the city.

- A home for Olympic events like the "Dream Team" of men's and women's

basketball, the ever-popular Gymnastics, and team handball. A lifelong friend of Billy Payne, Smith was in on "the ground floor" with time and money to promote and land the '96 Games for Atlanta.

- The home for the ever-growing Peach Bowl that he has always supported. A home for the ever-popular SEC Championship game. A site for the nationally recognized Mobil Indoor Track Meet.
- A site for basketball's major games, including the Final Four in 2002, NCAA regionals, and the ACC tournament.
- A money-making site for major conventions and shows that include the sporting goods Super Show, superstar concerts, and events.
- A place where Georgia high school football teams from all over the state can host year-beginning kickoffs and postseason tournaments.
- A Place in the Hall – Mr. Smith was officially inducted into the Georgia Sports Hall of Fame in 1995.

### **For The City**

- The Fernbank Museum of Natural History (the largest south of the Smithsonian) opened in '92 thanks in part of Smith's role as a driving force behind the fund-raising for the \$43 million facility. The 150,000 foot Museum also includes an IMAX theater named for him.

- His Falcons Youth Foundation (founded '85) has aided hundreds of city, county and state Children's Charities. It was so successful, the Hawks and Braves have both imitated his program.

- To promote growth, Smith through the years has served on the Board of Directors of the Atlanta Chamber of Commerce, the Georgia Chamber of Commerce, the Better Business Bureau, and Central Atlanta Progress.



- Civic time and money has also been invested in the Area Boy Scouts Council, the Atlanta Symphony Orchestra, and the Fernbank Science Center.

- Educationally, he has stimulated future growth by being on the Board of Trustees at the University of Georgia, Reinhardt College, and The Lovett School. He is one of only two persons to receive the Founders Award from Lovett.

### **Busy for America's #1 Sport**

- Smith has worked and watched as Super Bowl I turned into Super Bowl XXXII and has become a part of American culture. He's made sure Atlantans have had one and will have another in their backyard.
- As one of six owners on the NFL Expansion Committee, Smith actually lobbied hard to bring more football to the Southeast. His strong efforts got not just one, but both new teams in Jacksonville and Charlotte. Next, he'll hope to get some realignment so the teams can compete more often and develop the southern rivalries.
- For six years, Smith was on the Management Council with Vince Lombardi, Art Modell, and Jim Finks. For years, he was also on the Finance Committee and on the Pension Committee. The NFL is one of America's great success stories.

### **A Three Decade Atlanta Business Career**

- From 1943-1977, Smith was with the Life of Georgia Insurance and was elected President and CEO, then Chairman of the Board. The insurance business was in his blood as his grandfather, John Newton McEachern, was a co-founder of the company. Smith has also served on the Board of Aaron Rents furniture.

### **Southern Roots**

- Smith was born October 29, 1924 (turns 73 this fall) in an Atlanta hospital that once sat at the same site where Atlanta-Fulton County Stadium and the Olympics were.
- His education came at Marist in Atlanta, at Bolles School in Jacksonville, and at North Fulton High in Atlanta. He spent one year at Emory University and then roomed with former Governor Carl Sanders at the University of Georgia.
- A military veteran, Smith served from 1943-46 in the Army Air Corps as a combat pilot in the western Pacific during World War II.
- An avid hunter and fisherman all his life, Smith has been presented a "Quiet Leader Award" by Ducks Unlimited. He once landed a 288-pound blue marlin among his fishing expeditions. He loves to quail hunt in south Georgia.

### **The Smith Family**

- Smith has five grown children (for whom the Falcons are officially named Five Smiths, Inc.). They include Rankin, Jr., Mrs. Donald (Carrol Christine) Walraven, Mrs. John O. (Dorothy Ann) Knox, Taylor W., and Mrs. Jim (Nancy Karen) Owen.
- He is married to Charlotte Lilliard Topping, who has four grown children. With 24 grandchildren combined, Rankin and Charlotte Smith have now become great grandparents this year. The senior Smiths reside in a magnificent home in northwest Atlanta, maintain a plantation called Seminole in the Thomasville area, and also a condominium in Vero Beach, FL.



### Business

Taylor sought a proven “football man” to take control of the Falcons future. In Dan Reeves, he got the winningest active coach in the NFL and a native Georgian with 32 years experience as a player and coach. After serving as executive vice-president for four years, Taylor, 44, assumed control of day-to-day operations of the team on May 3, 1990. Smith has learned all aspects of the organization from top to bottom by working in various departments. He began in the equipment room in '77 and his past experience has included stints in public relations, ticket office, and suites sales at Fulton County Stadium. In his previous capacity as Corporate Secretary, he coordinated duties like team travel. He is well aware of NFL salary caps, financial obligations, and administrative details. Taylor is a member of the NFL’s steering committee that works on programs for players who are trying to complete their college degrees. Smith is on the board for the League’s marketing arm, NFL Properties, and is a trustee on the Pete Rozelle retirement committee. He hasn’t missed a Falcons training camp since 1966, and he continues to be the front office contact with the League office.

### Community

Smith’s endeavors in the Atlanta community have included helping to pull an upset and land a *second Super Bowl* for Atlanta in 2000 after bringing the first one here in 1994. As Art Modell said: “Their bid was tremendous, but so were Taylor’s remarks. He probably swung the thing (vote) for Atlanta.” Taylor played a role in lending support for Atlanta’s 1st Super Bowl cause which brought an economic impact of \$166 million to the area. His influence has also been realized by being on the Board of Directors for the Peach Bowl, Board of Directors for the Schenck School, the ‘96 Paralympic Games, the Visitors Board of Emory University, the downtown Atlanta Rotary Club, the board of St. Ives Country Club, Eagle Ranch, and North Fulton Young Life. He also helps to administer charitable funds for the Atlanta Falcons Youth Foundation. Smith is also happy to provide Falcons fans with one of the NFL’s best playing facilities in the Georgia Dome, which opened its doors in 1992.

## Education

A University of Georgia graduate with a Bachelor of Arts degree in Business Administration ('75), he was a member of the Sigma Alpha Epsilon fraternity. At Lovett High School, he was awarded three letters in football, track and soccer. Taylor was a member of the school's state championship team as he split time as a wide receiver and defensive back.

## Personal

Taylor W. Smith was born on May 3, 1953 in Atlanta. He is the fourth child out of a family of five. He and his wife, Louise, have three children: Ryan at UGA (18), Sarah Brooks (15) and Rebecca (12) and reside in the northwest section of Atlanta. Taylor loves to play and watch the sport of golf. He is a frequent visitor to the Masters and Bell South Classic. A runner in his spare time, he has taken on the hills of the July 4th Peachtree Road Race in the past.

## Chairman of the Board - Rankin M. Smith

### BOARD OF DIRECTORS



**Taylor Smith**  
President



**Rankin M. Smith, Jr.**



**Carroll Smith  
Walraven**



**Dorothy Smith Knox**



**Karen Smith Owen**



**Marion H. Allen, III**



**Tom Watson Brown**



**Jim Hay**



**W. Barrett Howell**



**John P. Imlay, Jr.**



**I.M. Sheffield, III**



**Felker W. Ward, Jr.**



### **Sports Background**

Hay marks his 20-year anniversary with the Falcons organization. His plate is full in the role as the Falcons' Vice President/Chief Financial Officer. From 1965 through '78, he worked downtown with the Stadium Authority and the Atlanta Braves. Jim switched over to football in '78 to be in charge of Physical Properties and to coordinate construction of the club's state-of-the-art year-round training facility in Suwanee. One of his primary responsibilities is negotiating player contracts and balancing the difficult salary cap. During his tenure with the Falcons, Hay's numerous duties have included being the contact person for the building of the Georgia Dome. As a catcher in the Braves organization, Jim was a four-time all-star who earned a Most Valuable Player award on two different occasions for his outstanding play in the minor leagues. He batted .307 with 95 RBI and 16 homers in Boise one year and then .270 with 80 RBI and 15 home runs at Panama City. He was once the battery mate of knuckle-balling Hall of Famer Phil Niekro. Some of his other teammates in the minor leagues included Atlanta Crackers like Rico Carty, Tommy Aaron, and Paul Snyder.

### **Education**

Hay, 61, acquired his degree in Economics and Accounting at Utah State while playing minor league ball. This hard worker then acquired his Law degree in '72 from Atlanta's Emory University. Jim's background also includes a tour of duty in the Navy from 1953-57. His work ethic makes him the first one in the office every day, hours before the sun ever rises.

### **Personal**

A Tennessee product of Eagleville, he was born (Nov. 1935) and raised into a family of six with one brother and four sisters. His brother is a college professor while one of his sisters is a doctor. He and his wife, Molly, have three grown children, Mickie, Christie and Jim Jr., and reside in Suwanee.



### **Business Experience**

**R**ob embarks on a fifth Falcon season and fourth now as the club's Vice President and Director of Administration. Jackson directs the club's advertising and promotional activities, as well as marketing and ticketing, while serving as the team's liaison with the Georgia Dome on game days. He also coordinates all of the club's local revenue-producing areas, including corporate sponsorships and ticket sales, and is the principal contact for the team's local radio and television partners. Some results of his work have included helping the Falcons negotiate a new radio deal in '94 with Infinity Broadcasting (Z-93 in Atlanta), and securing national sportscaster Bob Neal to call the team's play-by-play. Before joining the NFL in March of 1993 as the Falcons' Director of Administration, Jackson served for 15 years in management with several area radio stations, including WSB (Director of Sports Sales), WGST/WPCH-FM (General Sales Manager) and WCNN/WALR-FM (President & General Manager). He built a strong relationship with the Falcons throughout his dealings with the team's flagship stations over the years. Rob's extensive 15-year background in sports marketing has seen him deal directly with the Braves, Hawks, Univ. of Georgia, and Georgia Tech football and basketball, in addition to his previous relationship with the Falcons. His spare time has also revolved around football as he served a role on the Peach Bowl steering committee for over a decade and has been vice president of its corporate development committee, while also working on the Atlanta Sports Council.

### **Education**

This hometown product of Atlanta graduated from the University of Georgia with a BBA degree in Management in 1970. He is a member on the Boards of The Atlanta Convention and Visitors Bureau, The Atlanta NFL/Youth Education Town Program, and The Empty Stocking Fund.

### **Personal**

A busy father, Rob enjoys being actively involved with his three sons and wife when at all possible. Whether it's attending baseball, basketball, or football games for Washington & Lee basketballer Matthew (19), Westminster athlete Mark (16), or middle schooler Patrick (11), Rob makes the most of his free time with his family. Jackson is an avid golfer and also loves to ski. He and his wife, Patti, celebrate 25 years of marriage this year and the family resides in Vinings in northwest Atlanta.


**Jerry Rhea • *Special Asst. To President***

Jerry enters his 29th season in the Falcons' organization and fourth year in his new role in the front office. Rhea was the Falcons head trainer for 25 years prior to becoming President Taylor Smith's right hand man in '94. The 61-year old Rhea now works on special projects for the team and is heavily involved in creating new avenues for the Falcons' Youth Foundation. He also heads up the Annual Whitey Zimmerman Golf Classic, a first-class charity tournament that raises money for scholarships in memory of the former Falcons Equipment Manager. A member of the NATA Hall of Fame, the Texas A&M alumnus first joined the NFL with George Allen's Rams in 1967. He and his wife of 40 years, Beverly, reside in Tucker, Ga.


**Charlie Taylor • *Director of Public Relations***


Taylor is in his 11th season with the Falcons and 22nd overall in the NFL (11 Washington Redskins) since being the Sports Information Director at his alma mater, Fairmont State (W.Va.) College, where he won three national publication awards. A U.S. Navy veteran, Taylor's NFL career began with George Allen's "Over the Hill Gang" in D.C. and has since seen him work over 440 NFL games in 47 different stadiums around the country. The PFWA nominated his staff two straight years for the Rozelle Award, given for outstanding media service. Having assisted the NFL in staffing Super Bowls, Taylor also earned two Super Bowl rings in Washington and has also been selected for two Pro Bowls. He and his wife, Lynn, and teenage daughter, Lauren, live in Alpharetta, Ga.


**Wallace Norman • *Controller***

Norman returns to the Falcons for his eighth season as the club's Controller handling financial responsibilities. Wallace became the NFL's first minority Controller in 1990. He had worked in the financial department for Jim Hay since 1987 before being promoted to his current post. Norman holds an MBA in Political Science and Finance from the University of Georgia. Prior to joining the Falcons, he had worked as an associate analyst for Federal Express. An Atlanta product of nearby Henry Grady High School, Wallace and his wife, Joyce, have two children - Elyse Marie (2) and Wallace E. Norman, Jr., who was born last December. They reside in Decatur, Ga.


**Kevin Anthony • *Administrative Asst./Finance***


Kevin embarks on his seventh season on the Falcons' financial team. Kevin assists with player contract negotiations, the salary cap, and performs budgeting and financial analysis. The North Carolina alum received his Economics and Psychology degree from Chapel Hill. At the same time, Kevin was a star QB for the Tarheels from 1982-85, earning All Academic honors in '85. His name is still engraved in UNC's record book for most TD passes (5), completions (31) and attempts (53) in a single game, in addition to most consecutive completions (14). He received his MBA in finance from Emory University in 1991. He and his wife, Eleanor, reside in Decatur with daughter Eleanor (4) and Kevin Jr. (2).


**Carol Breeding • Dir. of Community Relations**


Breeding celebrates her 25th season with the Falcons and eighth year overseeing all community relations activities. She also spent 15 years in the team's PR office and two in the marketing department. In her current role, Breeding coordinates the team's charity fundraising events, game day entertainment, the Falcons' cheerleaders and mascot, and acts as a liaison with the Atlanta Falcons Wives Association. She also heads up several annual events, including the Blood Drive, Touchdown

Hoedown, Piedmont Classic, and Charity Kickoff Luncheon. A proud graduate of Auburn University, Carol spoke at her alma mater's Alumni career day in April and was also a featured speaker at GA Southern's Sports Management Conference in February. She has two grown daughters, Lisa and Wendy, and resides with husband George in Roswell, Ga.


**Billy Johnson • Coordinator of Player Programs**


Billy "White Shoes" Johnson added another item to his list of growing achievements in 1996 when he was one of 14 former players and coaches to be inducted into the College Football Hall of Fame. He continues to work directly with players to coordinate NFL and Falcons' programs, including continuing education, family assistance, counseling, financial decisions and off-season job training. Johnson's illustrious playing career, which spanned from 1974-88, was rewarded in 1994 when he was named to the NFL's 75th Anniversary All-Time team as a punt returner. A three-time Pro Bowl selection, the civic-minded Johnson was named the NFL Man-of-the-Year with both the Oilers and Falcons. He and his wife, Barbara, have four children (Marcy, Kendra, Jared & Jazmyn) and reside in Duluth, Ga.


**Frank Kleha • Asst. Director of Public Relations**


The '97 campaign will mark Frank's 11th season with the Falcons. Kleha is involved daily with media relations and team publications, among other duties. He is the editor of the yearly club *Fact Book & GameDay* program and assists with the *Falcons Insider*. A product of Springfield, Va. he is a graduate of George Mason University and its Sports Information Office. His other PR experience came with the Washington Redskins. Frank was selected by the NFL to work the NFC

Championship Game in Green Bay last season and was also on the staff in S.F. in '94. He worked Super Bowl XXVIII in Atlanta and Super Bowl XXVII in Pasadena. Frank has been part of a PR staff in Atlanta that has twice been nominated for the Pete Rozelle Award for outstanding media service.


**Gary Glenn • Public Relations Assistant**


Gary is in his fourth season with the Falcons' PR staff after working as the Asst. Sports Information Director at the University of North Carolina at Wilmington from 1992-94. In addition to his media responsibilities, he heads up the team newspaper, *Falcons Insider*, assists with production of the media guide, team travel, and oversees the Falcons web site. Gary also worked at the NFC Championship game in '97, assisting the Packers PR staff, and worked for the NFL at Super Bowl XXXI in New Orleans. He broke into the League as an intern with the Redskins from 1989-91 before accepting a similar role with the Packers for the '91 season. A '91 graduate of George Mason University, he received his B.A. in Communications, and served as the Sports Editor of GMU's newspaper for two years. Gary resides in Dunwoody, Ga.


**John Knox • Finance**


John is in his fifth season with the Falcons and second year in the team's financial department. He worked his first three years in the Falcons marketing office, selling sponsorship packages and finding new sources of income for the team. Knox also coordinates team travel. A 1992 graduate of the University of Georgia with a BBA degree in Business Administration, he is currently completing his M.B.A. in Finance at Georgia State. As the team's advance man, his duties include making arrangements for airlines, hotels, buses, and meeting with visiting media. An outdoorsman and golfer in his spare time, the 27-year-old Knox was married in 1995. He and his wife, Rae, had their first child in April, Mary Cole. They reside in Atlanta.


**Todd Marble • Sales/Marketing**


Todd is in his fourth year as a valuable member of the Falcons' marketing staff after spending four seasons in the public relations department. Todd is involved in selling corporate sponsorship packages and promotions, in addition to other various marketing, game day, and advertising/publication responsibilities. A Bachelor of Arts degree holder in Communications from the University of Arkansas, the Little Rock native paid his dues as an intern with the Falcons in

1990 before being promoted. Some of his previous duties for the team have included media relations, community relations, and coordinating team travel. Marble worked two consecutive Super Bowls for the NFL, 1994 in Atlanta and 1993 in Pasadena. He resides in Atlanta, Ga.


**Chris Demos • Sales/Marketing**


Chris is in his second year as a full-time member of the Falcons marketing staff. Demos grew up around the team as his father served as the club's Entertainment Director from 1966-88. The University of Georgia graduate with a degree in Marketing has worked on game days for the Falcons since the age of 11. Chris earned a World Series ring in '95 as Promotions Manager for the Atlanta Braves. In his current role he works on several marketing projects, including selling corporate sponsorship packages, generating new business, and special events for the team. He also works on game day enhancements at the GA Dome. Chris enjoys the outdoors, golfing, and biking in his spare time. He and his wife, Susan, live in Decatur, Ga.


**Trisha Williamson • Sales/Marketing**

Trisha is in her third season with the Falcons, bringing her wide range of experience in advertising, sales, and promotions to the marketing staff. In her role, she helps to develop new Sports Marketing business for the team. With a Sales & Marketing degree from Massey College, her career experience includes Capital Ideas, SBS Network, Z-93 Radio, Heublein Corporation, and Delta Air Lines. Over the years she has volunteered her sales ability via the Junior League, as well as through her neighborhood and school affiliations. She and her husband, Jim, live in Buckhead with their two sons, Scott (14) and Patrick (12).

## TICKET OPERATIONS



### **Jack Ragsdale • Dir. of Ticket Sales/Operations**



Jack is in his 14th season heading up the Falcons ticketing efforts after joining the team back in 1984. Jack directs the club's yearly ticket campaign from the Georgia Dome, in addition to overseeing all facets of ticket operations for the Falcons. Jack retired from 21 years of military service as a U.S. Army Lieutenant Colonel with a long and honorable resume to his credit. He was awarded the Distinguished Flying Cross, Bronze Star and Purple Heart for his bravery during his military career. A graduate of North Georgia College, the peach state native is naturally a longtime Falcons fan. He and his wife, Brenda, reside in Marietta, Ga.



### **Michael Jennings • Asst. Dir. of Ticket Operations**



Michael is now in his fourth season with the Falcons. He is a familiar site in the Atlanta area, having previously worked as Ticket Manager of the Peach Bowl and as a Public Relations Assistant for the Atlanta Hawks and Omni Coliseum. He also served as the Ticket Manager for the WLA's Birmingham Fire, setting up their ticket department. A 1987 graduate of Tennessee with a B.A. in Sports Management, he went on to receive his M.S. in Athletic Administration from his alma mater in 1990, serving as a graduate assistant in the athletic department. Currently, he serves on the Board of Directors of the UT Alumni Association in Atlanta as president-elect. He is an avid runner, and his wife, Veronica, is a category 2 cyclist. They reside in Decatur.



### **Larry Finglass • Asst. Director of Ticket Sales**



Larry is in his fourth season in the ticket sales office after joining the Falcons in 1994. Prior to joining the birds full-time, Finglass worked two seasons in the sales and promotions department for the Rams when they were in Los Angeles. Finglass was familiar with the operations of the Falcons after serving as an intern with Atlanta's ticket office during the 1991 season. A native of Baltimore, Md., Larry earned his M.B.A. from nearby Emory University and his B.A. in Cognitive Science from the University of Rochester. Larry was married last May. He and his wife, Rachel, are now living in Brookhaven.



### **Thomas Meunier • Ticket Office/Vault Manager**



Thomas begins his 12th season of dedicated service to the Falcons cause this year. This homegrown product of Tallapoosa, Ga., is involved in many facets of ticket operations for the birds. Meunier is the club's Ticketmaster coordinator, as well as being in charge of mail orders and the daily ticket reports. His football experiences have included a stint as an offensive lineman at Tallapoosa High School. Thomas earned his history degree from Carrollton's West Georgia College. He also has a military background as he spent time as a communications specialist from 1970-72 for the Army. He and his wife, Patsy, have three children, Twyla, Tricia, and Thomas II.

**Chuck Connor • Director of Player Personnel/  
Pro Scouting**

Chuck enters his ninth season with the birds and 20th season overall. Connor successfully served dual roles in the off-season by directing the college draft and keeping a handle on NFL free agents. A native of McKees Rock, Pa., he is heavily involved in evaluating and recruiting pro free agents. His pro evaluation continues to include daily film to keep track of each club's roster. Chuck came to Atlanta after spending 11 years working with Don Shula as Miami's Director of Player Personnel. He started in the League as a scout for BLESTO. He and his wife, Dorothy, reside in Stone Mountain, Ga. and have four children, Chuck, Jr., Mike, Karen, and Scott.

**Reed Johnson • Director of Player Personnel/  
College Scouting**

Reed brings 23 years of NFL experience to the Falcons. He has spent the last three seasons as Scouting Coordinator for the Redskins. This Colorado graduate began in the NFL with the Cowboys and helped work on drafts which produced Super Bowls in '75, '77, and '79. Johnson then teamed up with Reeves in Denver to be a part of Super Bowls in '86, '87, and '89. During his time with the Broncos, he was Pro Scouting Coordinator, College Scouting Coordinator, and Director of Player Personnel. Reed captured a Texas state title as a player at

Highland Park High School and then a Big 8 title as a DB. His coaching stints have included Tulsa, New Mexico, and Oklahoma State. He and his wife, Peggy, reside in Atlanta with their three sons, Blair, 10, Woody, 7, and Trey, 4.

**Tommy Nobis • Dir. of Player Development**

In an expanded role Tommy will work closely with Dan Reeves in player personnel and operations. Some of his duties include lending a hand in helping to scout players as well as with several fund-raising events throughout the year. Nobis, the first draft pick in Falcons history, has accumulated over 30 years of team service as a player and front office staffer. This five-time Pro Bowler was also an *Outland Trophy* winning LB for Texas and a first team All-American twice. Tommy has been inducted into the National Collegiate Hall of Fame and both Georgia and Texas Sports Hall of Fames. He serves on the Board of Directors of the Tommy Nobis Center, which provides job training and employment services for youth and adults with disabilities. He and his wife, Lynn, live in Atlanta and have three children, Tommy, III, Kevin, and Devon.

Tim  
GreenChuck  
DowdleD. J.  
Johnson**WSB Preseason Broadcasts  
Add New, Familiar Faces**

There are new, but familiar faces on the Channel 2 preseason broadcast team in '97. Former Falcon and current FOX NFL announcer Tim Green is WSB's new analyst who teams with veteran play-by-play voice Chuck Dowdle. In addition, former Falcon

D.J. Johnson is entering his broadcast career as the field reporter and helping with pregame and halftime shows. WSB staffers Kristy Deer and Bill Hartman assist in coverage of the games, as well as the weekly Saturday morning "Falcons Warmup" show.

## PERSONNEL/SCOUTING



### Bill Baker • Scout



Baker joined Atlanta's scouting staff in 1989 after directing the defense for the Richmond Spiders for six years. A native of Jasper, Tenn., Baker played collegiately at Tennessee, handling running back and kick returning chores on three Bowl teams (Gator, Cotton, and Orange Bowl). A respected college coach, Bill's travels have taken him to Wichita State, Louisville, North Alabama, Tennessee, Samford, and

Austin Peay. He was familiar with the Atlanta area before accepting the position with the Falcons because his first coaching duty was at Roswell's Sandy Springs High School. He and his wife, Paula, have one daughter (Jennifer) and live in Richmond, Va.



### Dick Corrick • Scout



Corrick signed on with Atlanta's scouting staff in 1991. This NFL veteran with over 26 years of personnel experience has been honing his craft since 1971. Dick made the conference switch back to the NFC after being the Oilers' Director of College Scouting for three seasons. His prior responsibilities in the League have entailed serving as the Director of Pro Personnel and Director of Player Personnel for the Packers. A former college center and linebacker at Oregon State under Tommy Prothro, he held coaching stopovers at California, Arizona State and Iowa State. The native of La Jolla, Ca. and his wife, Bonnie, list Little Suamico, Wisc, as their place of residence.



### Bill Groman • Scout



Bill celebrates his 10th season of service for the Falcons. He began his scouting career with the Bills in 1967 and his experiences have taken him to Cincinnati, Houston, Tampa Bay, and San Diego. A former star with the Oilers in the AFL, Groman still holds five pro receiving records, including most yards by a rookie with 1,473 and most consecutive 100-yard games with seven. He was in charge of the personnel department for the USFL's Houston Gamblers, serving

as their Director from 1983-84. Groman was instrumental in retaining the services of QB Jim Kelly. The two-time AFL All-Pro was on the receiving end of passes from Hall of Famer QB George Blanda. Bill and his wife, Ellie, make their year-round home in Houston.



### Elbert Dubenion • Scout



Elbert received the ultimate compliment when his name was scripted on the walls of Rich Stadium in Buffalo at a ceremony in 1993. "Golden Wheels" spent nine years with the Bills and was a member of the team's Silver Anniversary All-Time team. Dubie was acquired by the Falcons' scouting staff in 1987, and his ability to grade NFL talent dates back to 1968. After scouting stints with the Bills and Dolphins, he was promoted to Assistant Director of Player Personnel by Don Shula in 1984. His record setting playing career included leaving his name in the books for TD's (35), yards (5,309), and receptions (296). A native of Griffin, Ga., he now lives with his wife, Marilyn, in Westerville, Ohio.


**Bob Harrison • Scout**

Bob is returning to familiar territory as he was the Falcons' receivers coach from 1983-86 under Dan Henning and filled the same responsibilities for the Georgia Bulldogs from 1988-91. He comes back to the Falcons after serving as the receivers coach at Boston College (1994-96). The 53 year-old Harrison was an All-MAC receiver at Kent State during his playing days. His coaching background has included 21 years in college, six as an NFL assistant, and five years at the high school level. Bob's coaching stopovers have led him to Tennessee (1977-82), North Carolina State (1975-76) and Iowa (1971-73), among others. His other pro coaching stint came with the Pittsburgh Steelers from 1992-93.


**Ken Blair • Scout**


Ken is one of the latest additions to the Falcons' personnel department. Blair comes to Atlanta with a wealth of scouting experience in his background that spans 15 years in NFL circles. Blair was a college scout for the Philadelphia Eagles from 1983-84, Denver Broncos from 1985-92, and most recently the Kansas City Chiefs from 1993-96. His long coaching resume includes a nine-year association with Georgia Tech that went from 1974-82. He started out as a coach at his alma mater, Colorado, in 1963 and he's also been on the sideline at UCLA (1971-73). The 53 year-old was an All-Big 8 tight end at the University of Colorado (Class of '63). He and his wife, Mary Sue, have two sons, Mike and Mitch, and reside in Kansas City.


**Boyd Dowler • Scout**

A veteran of 30 NFL seasons and mainstay of the Green Bay Packers championship years, Dowler brings his vast experience to the Falcons after most recently working with the Carolina Panthers. Boyd was a wide receiver on three NFL championship and two Super Bowl teams while in Green Bay and was inducted into the Packers Hall of Fame in 1978. He played in two Pro Bowls and was selected as a first-team wide receiver on the NFL's 1960's All-Decade team. He is Green Bay's fourth all-time leading receiver (448 receptions for 6,918 yards and 40 TD's). Dowler caught two TD passes in the '67 "Ice Bowl" victory over Dallas. He has coached with the Rams, Redskins, Eagles, Bengals, and Buccaneers, in addition to his career as a scout. A graduate of Colorado, he lives in Tampa with his wife Patricia. They have a daughter, Kristen, and a son, Brian.


**Melvin Bratton • Scout**


Bratton, 32, returns to the Falcons after a brief playing stint with the club during the 1992 training camp. The running back from the University of Miami was originally drafted by the Dolphins in the '88 draft (6th round), but went unsigned and was then selected by the Broncos in the 6th round of the '89 draft. During his two years (32 games) in Denver, he totaled 57 rushes for 190 yards and 4 TD's, 39 receptions for 345 yards and 4 TD's, and 5 kickoff returns for 56 yards. Melvin played in the AFC Championship game with Denver in 1989, and then in the ensuing Super Bowl (XXIV) against the Giants. A native of Miami, Fla., he received his bachelor's of Business Administration degree in Business Management.


**Tom Atcheson • Video Director**


Atcheson enters his 19th season with the Falcons after taking care of the team's video needs since the '79 campaign. He helps put into place the team's weekly game plan by filming each game and practice, while editing the film for players and coaches to view. Tom is also responsible for breaking down the opponents' weekly game film for players and coaches to analyze. A native of Dallas, Ga., Tom originally established the Falcons' video needs when the club relocated to

Suwanee in '78. He has also worked in the collegiate ranks as the team photographer for Georgia Tech and Auburn. During the off-season, Tom enjoys his vacation time on his boat and at his beach condo in Destin, Fla. He and his wife, Beverly, have four children - Sandy, Jeff, Mark, and David.


**Ron Medlin • Head Trainer**


Medlin is now in his fourth season as the Falcons' head trainer after serving as the Assistant Trainer for the Cleveland Browns from 1989-93. Prior to that, he was the Head Football Trainer at Memphis State University for two years. Medlin was familiar with the Falcons organization after serving as a training camp intern for the birds from 1983-88. A graduate of N.C. State University (B.A. - Education) and Memphis State (M.S. - Physical Education), he was a student trainer at his alma mater before moving on to Furman University in 1983. Medlin is a member of the NATA, GATA and PFATS. Ron and his wife, Candace, reside in Suwanee, Ga.


**Arnold Gamber • Assistant Trainer**


Arnold is in his fourth season as a full-time member of the Falcons training staff. He had helped out part time in the department since 1985. Gamber worked with Georgia Tech's sports medicine staff from 1989-94. A former president of the Georgia Athletic Trainers Association, Gamber spent five years working mainly with the Yellow Jackets football team. A native of Stone Mountain, Ga., he earned his sports medicine degree from Valdosta State in 1986, while gaining his stripes in the school's training room. He is certified by the NATA and also licensed in the state of Georgia. He received the '97 SEATA "Backbone Award" for his major contributions to the birds. Arnold and his wife, Vicky, had their first child, Christopher Britton, last year.


**Matthew Smith • Assistant Trainer**


Matt begins his fourth season as a member of the Falcons training staff after serving as the Head Athletic Trainer at The College of Charleston from 1993-94. Matt received his first full-time position as Asst. Trainer for the University of New Orleans, coordinating training services for all men's athletics from 1992-93. A 1989 graduate of Southern Mississippi with a B.S. in Athletic Training, Smith went on to earn his M.A. in Health Promotion/Exercise Science from S.E. Louisiana in 1992. A certified member of the NATA and GATA, he served as an athletic training intern with the Cleveland Browns from 1990-93. He enjoys teeing it up on the golf course and fishing during his spare time. Matt resides in Duluth, Ga.


**Brian Boigner • Equipment Manager**


Brian became only the third Equipment Manager in Falcons history on March 13. The 31 year-old native of Brooklyn, Ohio worked five years in the equipment department of the New York Giants prior to making the move to Atlanta. With the Giants, he assisted in the maintenance of the equipment room, the team's game day needs and also was involved in travel operations. Boigner is a graduate of Kent State where he began his apprenticeship by serving as a student manager before moving up to assume the duties as Equipment Manager. His background has included a stint as the Assistant Equipment Manager of the New York/New Jersey Knights of the World League. He and his wife, Lizabeth, make their new home in Suwanee.


**Horace Daniel • Senior Equipment Director/  
Game Day Operations Coord.**


A true veteran of the organization, Daniel received the promotion to his current post in January of '95 after serving as a key player on the Falcons' original equipment team since 1967. Daniel's 31 years of service is the most of any Falcon employee in the team's history. He has missed only two games during that span. During his early days as a stadium authority worker, he played a part in building Atlanta Fulton County Stadium. Horace also lent a hand at Super Bowl XXVIII in Atlanta, working the locker room during practice sessions leading up to the big game. A native of Atlanta, Horace has two children, Ken and Kim, and is also a grandfather.


**Randy Kopp • Director of Information Systems**


Randy is in his second year with the Falcons, serving the day-to-day computer operations of the team. In addition to implementing a network system and upgrading equipment at the Falcons complex, he worked with coaches on designing computer playbooks and helped start up the team's new web site. Kopp was previously a Network Engineer with Computer Associates International in New York, and served as a consultant to the N.Y. Giants and N.Y. Knicks. His duties with the Giants included customizing and supporting their front office network and scouting applications. A graduate of State University of N.Y. at Stony Brook, he majored in Economics and was a QB and punter on the football team. Randy and his wife, Stacey, have three children, Joshua (5), Brittani (2), and newborn Tyler.


**Brian Xanders • Information Systems/  
Defensive Quality Control**


Brian brings an extensive football and computer knowledge to the birds. He played linebacker at Florida State and designed computer-based playbooks and scouting reports for Falcon coaches. In addition, he has assisted in the breakdown of defensive film, constructed a computerized performance evaluation system, and co-developed a computer-based salary cap program. Xanders earned two degrees in Business & Marketing from FSU in '93 before gaining a Master's in Business Administration. A three-year letterman for the Seminoles, he won four Bowl championships during his career en route to a 42-7 career record. Brian was named Defensive Scout Team MVP and 6 team Player-of-the-Week awards for Bobby Bowden.

## PERSONNEL



### Marvin Bass • Asst. To Head Coach/Pro Personnel



The Falcons will be the benefactor of Marvin Bass' 40-plus years of experience as a coach and administrator in the college and pro ranks. Bass served ten years with the Denver Broncos as a special assistant. He also coached the Broncos' offensive line in 1984. Marvin came to Denver after a stint as defensive coordinator of the Calgary Stampeders of the CFL ('78-81). The native of Norfolk, VA, was on the Buffalo Bills staff ('69-71, '75-77) and was the head coach of the Birmingham franchise of the World Football League. Bass' wide

football background has included being the head coach at South Carolina and his time on the coaching sideline has seen him with North Carolina, Georgia Tech, Richmond and William & Mary. Marvin was an All-America player at William & Mary in 1944.

## GEORGIA DOME

### Pertinent Facts

**Capacity:** 71,228

**Club Seats:** 5,674

**Suites:** 203 (16 or 24 seats)

**Cost:** \$210 million

**Financed:** hotel/motel tax, no tax payer money

**Groundbreaking:** 11-22-89

**Owned by:** State of Georgia

**Managed:** World Congress Center

**Construction:** 859 days to build, covers 8.6 acres, 275 feet tall (27 stories)

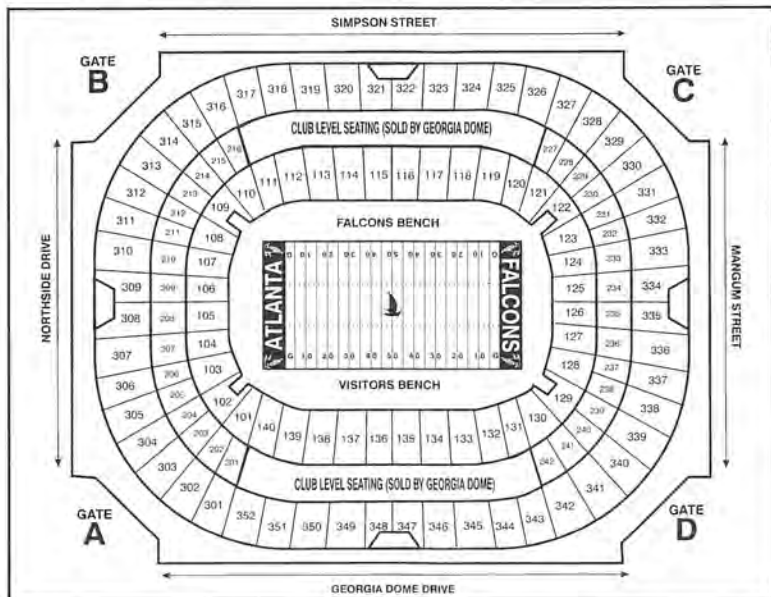
**Fact:** Largest cable-supported Dome in world with a translucent teflon roof to allow natural lighting

**First Preseason Game:** 8-23-92

Falcons 20, Eagles 10

**First Regular-Season Game:** 9-6-92

Falcons 20, Jets 17





# Falcons Staff



**Greg Beadles**  
Falcons Nest



**Andrew Bishop**  
Team Doctor



**Connie Bonner**  
Ticket Office



**Nancy Bruno**  
Rankin Smith, Sr.



**Phillip Caldwell**  
Ticket Operations Asst.



**Carolyn Cathey**  
Accounting



**Ham Childree**  
Tax Advisor



**Janet Childree**  
Administration



**Joe Choate**  
Building Maintenance



**Jimmy Cribb**  
Team Photographer



**Randy Cronic**  
Team Doctor



**Lou Crocker**  
Asst. Video Director



**Roy Fulton**  
Administrative Asst.



**Dr. Charles Harrison**  
Team Doctor



**Jimmy Hay**  
Asst. Equipment  
Manager



**Jim Hewitt**  
Grounds Maintenance



# Falcons Staff



**Brenda Johnston**  
Executive Secretary to  
Head Coach



**James Jones**  
Maintenance Aide



**LaDonna Jones**  
Player Personnel



**Joe Laconi**  
Group Tickets



**Laura Mason**  
Cheerleader Dir.



**Perry McIntyre**  
Team Photographer



**Mike Myrick**  
Equipment Aide



**Karen Pieretti**  
Computers



**Bill Rozen**  
Player Services



**Valerie Southard**  
Receptionist



**LuAnn Stanaland**  
Public Relations



**Grier Todd**  
Manager Falcon Inn



**Spencer Treadwell**  
Special Events



**Donna Wilson**  
Housekeeping



**Carol Woody**  
Ticket Office



**Jan Zeller**  
Marketing



### 1997 Birdsnest Schedule

- Carolina Panthers - Sept. 7
- Oakland Raiders - Sept. 14
- Denver Broncos - Sept. 28
- San Francisco 49ers - Oct. 19
- St. Louis Rams - Nov. 2
- Tampa Bay Buccaneers - Nov. 9

**Located** – International Plaza, outside of upper Gate C of Georgia Dome.

**Time** – 10 a.m. to 12:30 p.m.

- Music/Entertainment
- Giveaways at selected games
- Food
- Interactive games
- Cheerleaders
- Freddie the Falcon
- Former Falcons
- Z-93 will broadcast live

Fans have a fun and exciting place to hang out before games now at the Birdsnest at International Plaza. Whether it's tailgating with friends or picnicing in the six-acre grassy park, the Birdsnest offers something for the entire family.

Title sponsors of the Birdsnest are: Columbia Healthcare. Presenting sponsors are Sprint, Reebok, and Z-93.



At the Nobis Center, clients with disabilities learn new skills, gain valuable experience, and are then placed with various companies in the metropolitan Atlanta area.



Nobis (left) has helped bring smiles to the lives of many at his center since 1977.

### Nobis Center Celebrates 20th Anniversary

In 1997, Tommy Nobis celebrated the 20th anniversary of The Tommy Nobis Center, a comprehensive vocational facility in Marietta, Ga., that enables individuals with disabilities to return to employment and enjoy a productive lifestyle.

*"The fact that you had an impact in some way on somebody else's life...if you haven't experienced that, then you're missing out on something very special."*

– Tommy Nobis


Nobis' involvement stemmed from his prior work with Georgia's Special Olympics back in the 1970's. In what first started out in a trailer, TNC now employs 26 general staff, has 56 directors, and helps about 125 clients per day. It has trained over 450 disabled clients since '77.

## Veteran Contract Status (as of July '97)

Andersen, Morten	Final year of 3-year contract
Anderson, Jamal	Under contract through 1999
Bennett, Cornelius	Under contract through 1999
Bolden, Juran	Under contract through 1998
Bradford, Ronnie	Under contract through 1998
Brandon, David	One-year contract
Brooks, Ethan	Final year of 2-year contract
Brown, Shannon	Under contract through 1998
Brown, Tyrone	One-year contract
Buchanan, Ray	Under contract through 2000
Burrough, John	Final year of 3-year contract
Bush, Devin	Under contract through 1998
Chandler, Chris	Under contract through 1998
Christian, Bob	Under contract through 1999
Croel, Mike	One-year contract
Davis, Antone	Under contract through 1999
Davis, Paschal	One-year contract
Downs, Gary	One-year contract
Emanuel, Bert	Restricted free agent in Feb, '97
Fortin, Roman	Under contract through 1999
Green, Harold	One-year contract
Hall, Travis	Under contract through 2001
Haynes, Michael	Under contract through 1998
Huntley, Richard	Under contract through 1998
Kinchen, Todd	Under contract through 1998
Kozlowski, Brian	One-year contract
Loneker, Keith	One-year contract
Maddox, Tommy	One-year contract
Mathis, Terance	Under contract through 1999
McGill, Lenny	One-year contract
Owens, Dan	Final year of 2-year contract
Pahukoa, Jeff	Final year of 2-year contract
Phillips, Anthony	One-year contract
Pleasant, Anthony	Under contract through 1998
Preston, Roell	Final year of 3-year contract
Sauer, Craig	Final year of 2-year contract
Smith, Chuck	Under contract through 1999
Stryzinski, Dan	Final year of 3-year contract
Styles, Lorenzo	Final year of 3-year contract
Tobeck, Robbie	Under contract through 1999
Tolliver, Billy Joe	One-year contract
Tuggle, Jessie	Under contract through 1999
West, Ed	Under contract through 1998
White, William	Under contract through 1998
Whitfield, Bob	Under contract through 2000
Williams, Gene	Under contract through 1999
Willig, Matt	Final year of 3-year contract

All 9 draft picks will sign new deals this summer before reporting to their first training camp.

# VETERAN PLAYERS



# M. ANDERSEN



## MORTEN ANDERSEN

KICKER • 6-2 • 225

16th Season • Michigan St.

Born 8-19-60 • Struer, Denmark

Acq: UFA - N.O. (7-21-95)

### Last Season

Morten continued to be his usual consistent self in his second season in a Falcons uniform. Andersen booted 22 out of his 29 field goal attempts for a .759% accuracy rate. He made good on all of his 31 PAT's to finish the season with a team-best 97 points. He scored in every game to keep his streak and NFL record alive for consecutive games scored in at 206 and counting. Showing that his leg strength has not diminished, Morten led all NFL kickers with 42 kickoffs to the end zone. By booting a 47-yard field goal and an extra point in Week 10 at St. Louis, he became only the 5th player in League history to reach 1,500 career points. A week later, Morten hit a 33-yard field goal in the second quarter at Cincinnati. It marked the 350th career three-pointer as he become only the third player in NFL annals to hit that lofty plateau. Andersen's best game of the year came at the defending Super Bowl champion Cowboys as he knocked all five of his field goal attempts (23, 54, 32, 28, 37) through the uprights and a PAT for 16 points.

### Pro Career

Andersen's career resume reflects his stature as one of the greatest kickers in NFL history with a future Hall of Fame nomination to follow. Here's the book on Andersen by the numbers.

- #1 all-time in NFL history with 31 field goals of 50 yards or longer.
- #2 all-time in 100 point seasons with 10.
- #2 all-time in 20 FG's or more in a season with 13.

### NFL All-Time Field Goals Made

1. 383 Nick Lowery
2. 373 Jan Stenerud
3. 356 Gary Anderson
4. **355 M. Andersen**
5. 335 George Blanda
6. 325 Eddie Murray
7. 304 Pat Leahy
- 304 Jim Turner
9. 300 Mark Moseley
- 300 Matt Bahr
- 300 Norm Johnson
12. 282 Fred Cox
- 282 Jim Bakken

### NFL All-Time Points Scored

1. 2002 George Blanda
2. 1711 Nick Lowery
3. 1699 Jan Stenerud
4. 1556 Gary Anderson
5. **1537 M. Andersen**
6. 1473 Eddie Murray
7. 1470 Pat Leahy
8. 1452 Norm Johnson
9. 1439 Jim Turner
10. 1422 Matt Bahr
11. 1382 Mark Moseley
12. 1380 Jim Bakken
13. 1365 Fred Cox
14. 1349 Lou Groza

- #4 all-time in field goals made with 355.
- #5 all-time in points scored with 1,537.
- #10 all-time in NFL history in field goal accuracy at .780%.
- Booted 23 career game winners.
- Voted to seven Pro Bowls, more than any other kicker ever.
- Recorded 14 career 4 FG games, 35 games with 3 FG's, 6 games with 5 FG's.
- Converted 59 field goals in-a-row from 30 yards and in (1989-96).

### Record Year in '95!

In his first season as a Falcon in '95, Morten established NFL records for most 50 yard field goals in a game with three against his former Saints club and in a season with eight. He also set Falcon team records for points (122, 6th-best in NFL), field goals (31-2nd most in League), most 50-yarders (8), and longest field goal (59 vs. SF). Andersen booted three game-winners – against Carolina (35-yarder in OT), New Orleans (21-yarder in OT), and Tampa Bay (30-yarder in 4th) and kicked 18 FG's in-a-row to start the season.

### The "Switch"

After 13 brilliant seasons in New Orleans, Morten Andersen was released for salary cap reasons and quickly signed by the Falcons 24 hours later on July 21, 1995. He left his name in the Saints record book for career points with 1,318, field goals with 302, and consecutive games scored in with 174. Falcon players and management were happy to see Andersen change uniforms since he had kicked five game-winning field goals against them in the past.

### "Ripken-esque" Streak

In similar fashion to Cal Ripken's all-time baseball longevity streak, Andersen has built up an NFL record longevity streak of 206 consecutive games scored in from 1983 through 1996. He broke Jim Breech's mark of 186 at Miami with his first extra point in '95 and he continues "The Streak" into its 15th season.

### Notebook

Morten came to the United States as a foreign exchange student from Struer, Denmark. His parents had requested either a home in Idaho, Oregon or Washington state but the 17 year-old Morten instead landed at the household of Dale Baker in Indianapolis, Indiana in August of '77. The former Danish soccer player didn't know anything about American football until he went to football practice one day with one of Baker's sons. He kept kicking field goals through those funny uprights until the distance reached 50 yards. When he hit a couple from long range - coaches came calling. He suited up for Ben Davis High School and booted five of

### Top 10 Most Accurate Kickers

1. Doug Pelfry	104-128	81.3
2. Nick Lowery	383-479	80.0
3. Matt Stover	127-159	79.9
4. John Carney	181-227	79.7
5. Steve Christie	164-206	79.6
6. John Kasay	145-183	79.2
7. Pete Stoyonovich	193-246	78.5
8. Gary Anderson	356-454	78.4
9. Jason Elam	108-138	78.3
10. M. Andersen	355-455	78.0

### Most 50-yard FG's, NFL History

1. Morten Andersen	31
2. Nick Lowery	22
3. Eddie Murray	21
4. Norm Johnson	19

# M. ANDERSEN

seven field goals to earn collegiate offers from Purdue and Michigan State. If he wasn't earning a living with his foot, Andersen says he would use his fluency in four languages (Danish, German, French, English) to be a translator. Morten has always been a popular figure because of his community involvement. He was named the New Orleans Sports Foundation's Outstanding Sports Citizen of the Year in '90 for his work with local Children's Hospitals. His Kicks for Kids program in New Orleans raised over \$400,000 for the hospitals.

## College Career

A first team All-America as a senior at Michigan State, he is still the school record holder at Michigan State for his 63-yarder during his final season. His penchant for booming kickoffs began in college as 39 of his 56 kicks as a senior were touchbacks. He set a then-Big 10 Conference record with 45 career field goals, while establishing Spartan school records for PAT's (126) and total points

## Personal

Andersen's guiding influence growing up was his father, Erik, a psychologist, who supervised educational programs for handicapped children and mother, Hanne, a teacher and librarian. Morten and his twin brother, Jakob (an exporter in Moscow) were born in Copenhagen but raised in Struer, a town of 9,000. He was an academic all-American kicker in college with a double major in Communications (3.25 GPA) and German along with a double minor in Marketing and French. Known for his meticulous game preparation, Morten walks the field between the hash marks to check the field and weather conditions just like his idol Hall of Famer Jan Stenerud. Andersen made it to his seventh Super Bowl in '97 in New Orleans, serving as an analyst for Danish television - TV 3 ScanSat. His experiences off the football field also include a bit part in a dinner theater play in '85. Morten's soccer

style mechanics were started at the age of five and he became so good at the sport that he almost made the Danish national soccer team.

## Morten's Year-by-Year Honors

**1995:** AFC-NFC Pro Bowl - - - AP All-Pro, College & Pro Football Newsweekly All-Pro - - - Football Digest All-Pro - - - Football News All-NFC - - - Pro Football Weekly/PFWA All-Pro - - - Sporting News All-Pro - - - Sports Illustrated All-Pro - - - UPI All-NFC - - USA Today All-Pro - - Pro Football Weekly Kicker of Year - - - NFC SpTms Player of the Month (Dec & Sept) - - - NFC SpTms Player of the Week (Week 3, Week 15, Week 17) - - - Miller Lite National Player of the Week (15) - - NFL Alumni Kicker of Year

**Pro Bowl:** 1995, '92, '90, '88, '87, '86, '85, '84

**NFL Team of the 1980's Decade** (named 1989)

**NFL Alumni Kicker of the Year** (1995, 1989)

**NFC Special Teams Player of the Week:** 5 times - 1995 (3 times), '94 (1), '93 (1)



Year	Team	GP	PAT	ATT	FG	ATT	FG%	LG	Blk	Pts.	Kickoffs/TB's
1982	N.O.	8	6	6	2	5	40.0	45	0	12	27/9
1983	N.O.	16	37	38	18	24	75.0	52	2	91	73/30
1984	N.O.	16	34	34	20	27	74.1	53	1	94	65/21
1985	N.O.	16	27	29	31	35	88.6	55	0	120	74/28
1986	N.O.	16	30	30	26	30	86.7	53	0	108	70/32
1987	N.O.	12	37	37	28	36	77.8	52	0	121	74/38
1988	N.O.	16	32	33	26	36	72.2	51	1	110	73/29
1989	N.O.	16	44	45	20	29	69.0	49	1	104	82/30
1990	N.O.	16	29	29	21	27	77.8	52	1	92	66/30
1991	N.O.	16	38	38	25	32	78.1	60	0	113	79/43
1992	N.O.	16	33	34	29	34	85.3	52	0	120	81/40
1993	N.O.	16	33	33	28	35	80.0	56	0	117	76/35
1994	N.O.	16	32	32	28	39	71.8	48	4	116	82/14
1995	Atl	16	29	30	31	37	83.8	59	2	122	81/27
1996	Atl	16	31	31	22	29	75.9	54	0	97	69/16

**NFL Totals:** 228 472 479 355 455 78.0 60 12 1537 1072/422

### Field Goal Breakdown

Year	1-19	20-29	30-39	40-49	50 +	Total
1982	0-0	0-0	1-1	1-3	0-1	2-5
1983	2-2	8-8	3-4	2-6	3-4	18-24
1984	0-0	9-9	4-5	5-10	2-3	20-27
1985	0-0	4-5	13-14	11-12	3-4	31-35
1986	1-1	11-11	6-7	6-6	2-5	26-30
1987	3-3	6-6	9-9	8-12	2-6	28-36
1988	1-1	11-12	8-11	5-8	1-4	26-36
1989	0-0	7-8	10-11	3-6	0-4	20-29
1990	0-0	5-5	5-6	8-12	3-4	21-27
1991	0-0	6-6	11-13	6-9	2-4	25-32
1992	0-0	10-10	8-10	8-11	3-3	29-34
1993	2-2	7-7	7-7	11-14	1-5	28-35
1994	0-0	9-9	11-14	8-10	0-6	28-39
1995	1-1	8-8	11-11	3-8	8-9	31-37
1996	0-0	5-5	9-11	7-8	1-5	22-29
<b>Totals:</b>	<b>10-10</b>	<b>106-109</b>	<b>116-134</b>	<b>92-135</b>	<b>31-67</b>	<b>355-455</b>

### Playoffs

Year	Team	GP	PAT's	FG's	LG	Points
1987	N.O.	1	1-1	1-1	40	4
1990	N.O.	1	0-0	2-4	47	6
1991	N.O.	1	2-2	2-2	45	8
1992	N.O.	1	2-2	2-2	42	8
1995	Atl	1	2-2	2-2	31	8
<b>Totals:</b>		<b>5</b>	<b>7-7</b>	<b>9-11</b>	<b>47</b>	<b>34</b>

### WINNING KICKS

- 23 Game-deciding kicks
- 4 made in OT
- 4 made as clock expired
- 4 made in last 10 seconds
- 8 of 40 yards or longer

### Morten's

### Atlanta Records

Most points, season – 122  
 Most FG's, season – 31  
 Most 50-yard FG's – 8  
 Longest Field Goal – 59

**Yearly Highlights**

<b>1996:</b>	8th NFC - 22 FG's 7th NFC - 97 points
<b>1995:</b>	2nd NFL - 31 FG's 6th NFL - 122 points
<b>1994:</b>	2nd NFC - 116 points 2nd NFC - 28 FG's
<b>1993:</b>	4th NFC - 117 points 25 consecutive FG's 3rd NFC - 28 FG's
<b>1992:</b>	1st tie NFC - 120 points 1 NFC - 85.3% FG's 2nd NFC - 29 FG's
<b>1991:</b>	3rd NFC - 113 points 4th NFC - 25 FG's
<b>1990:</b>	2nd NFC - 77.8% FG's 8th NFC - 92 points 7th NFC - 21 FG's
<b>1989:</b>	NFL Alumni Kicker of Year 6th NFC - 104 points 7th NFC - 20 FG's
<b>1988:</b>	3rd NFC - 110 points 2nd NFC - 26 FG's
<b>1987:</b>	1 NFL - 121 points
<b>1986:</b>	4 NFC - 108 points 1 NFL - 86.7% FG's 2 NFC - 26 FG's 20 consecutive FG's
<b>1985:</b>	2 NFC - 120 points 1st tie NFC - 31 FG's
<b>1984:</b>	9 NFC - 94 points 8 NFC - 20 FG's
<b>1983:</b>	9 NFC - 91 points 8 NFC - 18 FG's

**Longest Field Goals****FG's of of 50 + Yds**

60 vs. Chicago, 10-27-91
59 vs. San Francisco, 12-24-95
56 at Philadelphia, 12-26-93
55 vs. New Orleans, 12-10-95
55 vs. New Orleans, 12-10-95
55 at Denver, 9-15-85
55 at Dallas, 10-20-96
54 vs. New England, 10-1-95
53 at N.Y. Jets, 10-26-86
53 at Cleveland, 10-28-84
52 vs. San Francisco, 12-24-95
52 at Arizona, 10-18-92
52 at San Francisco, 12-1-91
52 vs. Cleveland, 10-14-90
52 vs. Green Bay, 12-27-87
52 at Philadelphia, 12-11-83
51 vs. New Orleans, 12-10-95
51 vs. Carolina, 9-3-95
51 vs. Tampa Bay, 9-25-88
51 at L.A. Rams, 11-3-85
50 at Buffalo, 11-12-95
50 vs. Tampa Bay, 11-1-92
50 at Detroit, 10-4-92
50 vs. Pittsburgh, 12-16-90
50 at Dallas, 12-2-90
50 at San Francisco, 11-15-87
50 vs. San Francisco, 11-2-86
50 vs. Kansas City, 9-8-85
50 at Dallas, 10-21-84
50 at Tampa Bay, 10-23-83
50 at Philadelphia, 12-11-83

**Career Bests****Most Points - Game**

17 vs. Atlanta, 12-11-94
17 vs. L.A. Rams, 12-1-85
16 vs. Dallas, 10-20-96
16 vs. New England, 10-1-95
16 vs. Atlanta, 12-13-92
16 vs. San Francisco, 10-25-87

**Most PAT's Made, Game**

6 vs. Denver, 11-20-88
------------------------

**Most FG's Made - Game**

5 vs. Dallas (10-20-96)
5 vs. New England, 10-1-95
5 vs. Atlanta, 12-11-94
5 vs. Atlanta, 12-13-92
5 vs. S.F., 10-25-87
5 vs. L.A. Rams, 12-1-85

**Most FG's Attempted, Game**

7 vs. S.F., 10-25-87
----------------------

**Last Year**

This bruising, powerful runner emerged as one of the top backs in the NFL in '96. Jamal was given the opportunity to be a full-time starter in his third season and the results were impressive.

- √ #2 in NFL in yards per carry at 4.55.
- √ #7 in total yards from scrimmage with 1,528 yards.
- √ #11 in rushing yards at 1,055.
- √ #11 in all-purpose yards with 1,608.
- √ #3 in receptions by running backs with 49.
- √ #4 in rushes of over 10 yards with 30.
- √ #5 in yards after catch with 461.
- √ #7 in converting first downs on third down plays among running backs.
- √ Recorded 3 100+ yard rushing games.
- √ Totaled 7 100+ yards all-purpose games.

Anderson bulled his way for his first 100-yard rushing day as a pro with 108 in the season opener at Carolina. He averaged 7.7 yards per carry and returned three kickoffs for 68 yards for an all-purpose total of 176. Jamal tied a team record by scoring three touchdowns (14, 9, 5) at Detroit in Week 6 and finished the day with 103 rushing yards. He was named NFC Offensive Player of the Week by rushing for a career-high 109 yards with a 32-yard TD and a team-high 71 receiving yards in a Week 10 win over Carolina for an all-purpose total of 180. He also proved to be a dangerous receiver, finishing among the best in the League in receptions by running backs. He displayed his pass catching talents versus the Rams as he hauled in seven receptions for 74 yards in Week 15. His other top combined games included 142 all-purpose yards at Dallas (97 rushing, 7 receptions for 45 yards), 111 against St. Louis, and 110 versus New Orleans.

**Pro Career**

His first two seasons in the League were spent watching Craig Heyward have back-to-back career years and play his way to a Pro Bowl in '95. He only carried 41 times in those two seasons. But Jamal did show flashes in a relief role of "Ironhead" like the 56 rushing yards in the second half at Tampa Bay in '95. While he was waiting for his turn in the backfield, Jamal was excelling as a returner. He recorded the 5th

## J. ANDERSON

highest total in kickoff return yardage in team history in a single game by amassing 180 yards on eight returns at Arizona in '95. Jamal became the 7th Falcon player in team history to reach 1,000 rushing yards last year and it marked the 12th time in club annals a runner went over the century mark. He achieved the feat despite playing in a pass first offense and the fact that the Falcons were forced to pass to come from behind in many games in '96. He is attempting to become the first Falcons runner to produce consecutive 1,000 yard seasons since Gerald Riggs in 1985-86.

### College Career

Jamal was an All-WAC conference pick for the Utes of Utah as a senior, averaging a punishing 5.7 yards per carry. He totaled 1,275 yards during his career in Salt Lake City on the ground, including 1,030 with five 100 yard games in '93, and 242 yards on 35 receptions through the air. The strong runner was known for his ability to run either inside or outside like a tailback or fullback. Despite playing for a college that doesn't receive much national media coverage, Anderson made the most of his opportunity in the Freedom Bowl. He closed out his career with 133 all-purpose yards with a 34-yard touchdown run against Southern Cal.

### Total Yards from Scrimmage, 1996

			Total	Rush	Rec
1.	Ricky Watters	Phi	1855	1411	444
2.	Terrell Davis	Den	1848	1538	310
3.	Barry Sanders	Det	1700	1553	147
4.	Jerome Bettis	Pitt	1553	1431	122
5.	Eddie George	Hou	1550	1368	182
6.	Terry Allen	Wash	1547	1353	194
7.	<b>Jamal Anderson</b>	<b>Atl</b>	<b>1528</b>	<b>1055</b>	<b>473</b>
8.	Curtis Martin	N.E.	1485	1152	333
9.	Emmitt Smith	Dal	1453	1204	249
10.	Isaac Bruce	StL	1342	4	1338
11.	Jerry Rice	S.F.	1331	77	1254
12.	Jake Reed	Min	1320	0	1320
13.	Anthony Johnson	Car	1312	1120	192
14.	Herman Moore	Det	1296	0	296

### Notebook

There is another side to this personable and introspective athlete that not everyone knows about. When Jamal read about a high school football player by the name of Daniel Huffman of Rossville, Illinois who gave up his kidney AND ended his football career to save his grandmother, he was moved. Anderson flew Daniel into Atlanta (vs. St. Louis) and was his guest all weekend including an up close look at an NFL game. Jamal gave the commencement address at Daniel's graduation in May. One of Jamal's weapons that was showcased to opposing defenders all year was his physical stiff arm. He was taught the throwback move to stiff arm defenders at the early age of nine in Pop Warner (although he started playing at age 7) by his

father, James, a former bodyguard of three-time heavyweight champion Muhammad Ali. In one play at Detroit, he tossed aside three would-be tacklers to gain an additional 20 yards. After being bowled over by Anderson at Dallas, George Teague said, *"That was like being run over by an entire convoy (of trucks)."* He gained plenty of admirers throughout the season. *"He is powerful and not afraid of contact. When he comes to the picnic, he doesn't bring paper plates. He pulls out the good china."* said Panthers LB Michael Barrow. Not bad compliments for the 24th running back taken in the '94 draft (seven backs taken ahead of him are NO longer in the League). He appeared on a national show in February, CNN's Talk Back Live , on the studio stage with baseball great Hank Aaron discussing the state of professional sports and role models. He was the guest host of a one hour TV show on Media One in Atlanta and he will have a one hour radio show on Monday night 's this fall on WZGC Z-93. Jamal's off-seasons are spent running his restaurant, Soul Food, in Salt Lake City, which hosts live shows, and with his production company, JAM Productions.

### Personal

Jamal grew up with famous faces always around the Anderson household. Father James was Chief of Security for sports stars and Hollywood entertainers. Muhammad Ali used to entertain Jamal and his friends with magic tricks when he came to visit. Sugar Ray Leonard sang at his father's birthday party once and he let Jamal visit his dressing room after fights. Lakers guard Byron Scott came over to cut his hair. Other guests who routinely dropped by to visit included Mike Tyson, Richard Pryor, Donna Summers, and Diana Ross, among others. So being in his first NFL training camp was not intimidating for the former seventh rounder. In fact after seeing his name listed as fifth on the running back depth chart one day, the confident Jamal walked up to the board and drew an arrow from his name to the top of the list. By traveling with Sugar Ray and being in his dressing room after fights he learned... *"You have to fight like a champion everytime you're out there."* By watching and listening whenever he could from these champions, Jamal learned to carry a competitive fire into each game and battle as though it was a heavyweight title bout. His father is now the security consultant for Boys II Men and the group watches Falcon games on a satellite dish. Anderson is also friends with the group, New Edition , who wear his #32 jersey on stage and he toured with them this spring. Anderson was an All-League, All-Region, and All-Valley selection at El Camino Real H.S. in California. The All-State and LA Times All-Star choice was a team captain and Most Valuable Player as a senior in '89. He was recruited by some of the best colleges in the West like California, USC, UCLA, Arizona, and Arizona State but chose Utah because it was the school which stressed his educational opportunities as much as his football skills. He can squat 670 pounds with his huge legs and bench press 465 pounds. He gives credit to his mother, Zenobia, for being one of his biggest fans because she was the one *"...running up and down the sidelines with me (as a youngster) when my father was on the road."*

### Most Receptions by RB's in '96

1. 56 – Marshal Faulk (Colts)
  2. 51 – Ricky Watters (Eagles)
  - 3. 49 – Jamal Anderson (Falcons)**
  4. 47 – Emmitt Smith (Cowboys)
  5. 44 – Curtis Martin (Patriots)
- (RB's w/160 or more rushes)*

# J. ANDERSON

## Highest Average Gain, '96

1. Barry Sanders	Det	5.06
<b>2. Jamal Anderson</b>	<b>Atl</b>	<b>4.55</b>
3. Jerome Bettis	Pitt	4.47
4. Terrell Davis	Den	4.46
5. Robert Smith	Minn	4.30
6. Bam Morris	Balt	4.28
7. Chris Warren	Sea	4.21
8. Adrian Murrell	Jets	4.15
9. Eddie George	Hou	4.08

(minimum 10 carries per game)

## '96 Big Play Runs (10 or more Yards)

1. Barry Sanders	Det	56
2. Jerome Bettis	Pitt	41
3. Terrell Davis	Den	35
<b>4. Jamal Anderson</b>	<b>Atl</b>	<b>30</b>
5. Edgar Bennett	G.B.	29
Adrian Murrell	NYJ	29
Curtis Martin	N.E.	29
Terry Allen	Wash	29
9. K. Abdul-Jabbar	Mia	28

## Anderson's Career Statistics

### Rushing

Year	Team	GP/GS	No.	Yards	Avg.	Long	TD
1994	Atl	3/0	2	-1	-0.5	0	0
1995	Atl	16/0	39	161	4.1	13	1
1996	Atl	16/12	232	1,055	4.5	32t	5
<b>Totals:</b>		<b>35/12</b>	<b>273</b>	<b>1,215</b>	<b>4.5</b>	<b>32t</b>	<b>6</b>

### Receiving

Year	Team	No.	Yards	Avg.	Long	TD
1994	Atl	0	0	0	0	0
1995	Atl	4	42	10.5	17	0
1996	Atl	49	473	9.7	34	1
<b>Totals:</b>		<b>53</b>	<b>515</b>	<b>9.7</b>	<b>34</b>	<b>1</b>

### Kickoff Returns

Year	No.	Yds.	Avg.	LG	TD
1994	1	11	11.0	11	0
1995	24	541	22.5	35	0
1996	4	80	20.0	27	0
<b>Totals:</b>	<b>29</b>	<b>632</b>	<b>21.8</b>	<b>35</b>	<b>0</b>

### Total Yards

1994 .....	10
1995 .....	744
1996 .....	1,608
<b>Totals: .....</b>	<b>2,362</b>

## Anderson's Best Games

Rushes	Yards	Long	TD's
26 @ Dall (10-20-96) 22 vs. Car (11-3-96) 16 (3 times)	109 vs. Car (11-3-96) 108 @ Car (9-1-96) 103 @ Det (10-6-96)	32t vs. Car (11-3-96) 25 vs. Car (11-3-96) 24 vs. Car (9-1-95)	3 @ Detroit (10-6-96) 1 (3 times)
Receptions	Yards	Long	TD's
7 vs. Rams (12-15-96) 7 at Dall (10-20-96) 5 (2 times)	74 vs. Rams (12-15-96) 71 vs. Car (11-3-96)	34 @ Raid (10-23-94) 25 vs NO (12-10-95) 24 @ Car (12-17-95)	1 Four times (Last @ Car 12-17-95)



## LESTER ARCHAMBEAU

**DEF. END • 6-5 • 275**

**8th Season • Stanford**

**Born 6-27-67 • Montville, NJ**

**Acq: Trade w/GB (6-2-93)**

### Last Season

Lester started the most games in his four-year Falcon career with 15 starting assignments and finished with a personal-best 91 tackles and 51 solos. This solid contributor had five or more tackles in a game 10 times out his 15 games played. Archambeau's season totals also included a sack of Carolina's Steve Beuerlein and Jacksonville's Mark Brunell as well as a key stop on New Orleans' Torrance Small on a two-point conversion attempt in a 17-15 win. His season began with a seven tackle effort, two for losses, and two QB pressures in an opening day start at Carolina. Lester collared nine tackles versus St. Louis with three QB pressures and amassed a team and season-high 12 stops (with a sack) at Jacksonville in the season finale.

### Pro Career

Archambeau's NFL career has taken a turn for the better since arriving in Atlanta via a trade in '93. He has suited up as a starter in 44 of 62 Falcon games. He was acquired in a trade (for WR James Milling) from Green Bay in June of '93. His first season in Green Bay in '90 was shelved because of a back injury suffered in a freak injury in the club's weight room. He was utilized as a pass rusher the next season for a Packer defense that finished 10th and he led all linemen with 4.5 QB sacks (including 1.5 vs. Jeff George of the Colts). Archambeau has made big plays since coming over to Atlanta. It was his crucial sack and subsequent fumble recovery of Carolina QB Frank Reich in overtime which led to Morten Andersen's 35-yard game-winning FG in the opener in '95. To secure a Playoff berth in the season's last game against San Francisco, he sacked Steve Young in the final minute of play to force a 3rd-and-14 and set-up a game-saving interception on the next play. Lester's first NFL sack came at the hands of future Hall of Fame QB Dan Marino. Since then Lester's pressured QB's 75 times, made 12.5 sacks and forced 7 fumbles.

### Notebook

Not much was made when the Falcons traded reserve WR James Milling for reserve defensive lineman Lester Archambeau of the Packers on June 2, 1993. But

# ARCHAMBEAU

the little-known trade has paid big dividends for the Falcons ever since. During his time in the South, Archambeau has totaled 251 tackles in his four seasons of work in the Atlanta trenches, which averages out to a productive 63 tackles a season. Besides receiving his degree in Industrial Engineering, Lester has three sisters, one who holds a Ph.D. from Cal-Berkeley, one who is an Executive at IBM, and another one who is a Director of Resources of a Pharmaceutical company.

## College Career

A four-year starter for the Stanford Cardinal from 1986-89, he started every game he played during his career, tying a school record with 45 consecutive starts. The second team All-PAC 10 choice was fourth on the squad with 57 tackles as a senior, including six for minus 22 yards in losses.

## Personal

Lester Milward Archambeau III graduated with a 4.4 GPA (on a 4.0 scale) because he took some calculus and advanced science and engineering courses at Montville (N.J.) High School. He was an academic All-America as well as a *USA Today* All-America on both offense and defense as a prep. He was the recipient of the Garden State Distinguished Scholar Athlete Award at Montville High. When he wasn't studying, he was running a newspaper route or earning eight total letters in three sports. Archambeau was given the Jim Reynolds Award at Stanford for "his courage on the field and devotion to the game." He and his wife, Kathleen, have a one-year old son, Lester IV, who goes by the name of "Trey."

### Archambeau's Best Games

Year	Team	GP/GS	Tckls	Solo	Sacks	Press.	FF	FR	BB
1990	GB	4/0	0	0	0	0	0	0	0
1991	GB	16/0	24	20	4.5	5	1	0	0
1992	GB	16/0	29	20	1.0	6	2	0	0
1993	Atl	15/11	67	45	0	14	1	0	0
1994	Atl	16/12	48	30	2.0	12	2	0	0
1995	Atl	16/6	45	26	3.0	20	1	1	0
1996	Atl	15/15	91	51	2.0	18	0	0	0
<b>Totals:</b>		<b>98/44</b>	<b>304</b>	<b>192</b>	<b>12.5</b>	<b>75</b>	<b>7</b>	<b>1</b>	<b>0</b>

### Archambeau's Best Games

Tackles	Sacks	QB Pressures
12 @ Jacks (12-22-96)	1.5 vs. Indy (11-24-91)	4 vs. Ari (12-24-94)
10 vs. Ari (1-2-94)	1.0 (12 times)	4 vs. NO (12-10-95)
9 @ St. Louis (11-10-96)	Last time @ Jacks	3 (5 times)
8 vs. Minn (9-8-96)	(12-22-96)	
8 @ Hou (12-5-93)		
7 (3 times)		



**97**

**CORNELIUS BENNETT**  
**LINEBACKER • 6-2 • 240**  
**11th Season • Alabama**  
**Born 8-25-65 • Birmingham, AL**  
**Acq: UFA – Buffalo (3-1-96)**

### **Last Year**

In his first season in the NFC with a new defensive system, Cornelius had a solid year, finishing 5th on the team in tackles with 87, despite missing the final three games with a quad injury. The tenacious Bennett ended up with three QB sacks and 17 QB pressures, tops among non-linemen. Cornelius' overall effort against the Vikings in Week 2 was indicative of his ability to take over a game at times. One of his eight total tackles on the day included a sack of QB Brad Johnson for minus nine-yards in which he forced a fumble on the play and the birds recovered. In the third quarter, he forced another fumble (by Robert Smith) and he recovered the ball at the Viking 19 yard line. Bennett's other top games were versus Carolina with 11 tackles (8 solos), including two tackles for loss, a batted down pass, and a QB pressure and Philadelphia with 12 stops (10 solos) and three pressures. He also added nine tackles, a sack of QB Chris Chandler, and two other pressures against Houston as well as a nine tackle day in the rematch with the Panthers. On the year, he recovered and forced two fumbles each and picked of a Jim Everett pass.

### **Pro Career**

Bennett has been a winner throughout his career which has included 17 post season games, He has performed in five AFC Championship games, winning four. The Bills played in four Super Bowls during the 90's, including the heart-breaking Super Bowl XXV that was a one-point loss on a missed field goal. "Biscuit" has been voted to the Pro Bowl by his peers on five occasions. In 1991, he was named Defensive Player of the Year as he displayed his outstanding athletic ability by playing five different positions for the Bills (DE, OLB, ILB, NT, MLB). He's had four seasons over 100 tackles, while registering 52.5 QB sacks and a Bills team record 18 fumble recoveries. He garnered Rookie of the Year accolades by Sports Illustrated in '90 and became the first player to be named Player of the Week by the NFL in back-to-back weeks. During his NFL career so far, Cornelius has found a way to score three touchdowns. He has found the end zone via an interception return (69 yards vs. New England - '95), a fumble return (6 vs. Miami - '91), and a return of a blocked field goal (80 vs. Denver - '90). In a three-team deal involving four players and six draft picks, Bennett became a Buffalo Bill and RB Eric Dickerson went from the Rams to the Colts in one of the biggest trades in NFL history.

**Year-by-Year**

**1995:** Cornelius had one of his best NFL seasons, earning first alternate status to the Pro Bowl, in leading the Bills in total tackles (134), despite playing just 14 games. His '95 highlights included a 69-yard TD run with an INT of Drew Bledsoe in a division game (Nov. 26). Cornelius had a career-high 19 tackle game in Week 14 at S.F., just one week after a 15-tackle effort vs. New England. He also came up with a big play in the Week 15 game that won the Division title for the 10-6 Bills, knocking away a Marino third down pass in the final five minutes of the game with the Bills up by just three points.

**1994:** Led team in QB Pressures (16) and fumbles recovered (3) and made 100th career start at N.E. (9-11).

**1993:** Set club career mark for fumbles recovered (vs NE). Recorded first sack ever of Drew Bledsoe (9-5). Led Bills in tackles in Super Bowl, 4th on team with 102 in regular season.

**1992:** Had 21 tackles in postseason, second on team. Ended streak of 91 straight starts in regular season finale to rest hamstring for playoffs. Played 11 games at OLB, 7 at ILB, including Playoffs.

**The Trade:  
Oct. 31, 1987**

In a three-team deal involving four players and six draft picks, Bennett became a Buffalo Bill.

**Buffalo**

**Received:** LB Cornelius Bennett

**Gave Up:** 1st round pick in '88, 1st and 2nd round picks in '89, and RB Greg Bell to Rams.

**Indy**

**Received:** RB Eric Dickerson from Rams

**Gave Up:** #1 pick and #2 pick in '88, 2nd round pick in '89, the Bills #1 pick in '88, the Bills #1 and #2 picks in '89, and RB's Greg Bell and Owen Gill.

**Rams**

**Received:** Bills #1 pick in '88 (used on RB Gaston Green), Indy's #1 pick in '88 (used on WR Aaron Cox), Indy's #2 pick in '88 (used on LB Fred Strickland), and RB's Greg Bell and Owen Gill. In '89, the Rams got the Bills #1 (used on RB Cleveland Gary), the Colts #2 (used on LB Frank Stame), and the Bills #2 (used on DB Darryl Henley).

**Gave Up:** RB Eric Dickerson

**1991:** Lined up during course of season at five different spots for Bills (OLB, ILB, MLB, DE, and NT). Led team in QB sacks (9), QB pressures (21) and had 4 forced fumbles. Scored TD on Monday Night football, sacking Marino, forcing fumble, recovering fumble, and running six yards for the touchdown. Had at least one sack in five straight games.

**1990:** Had 80-yard TD on blocked FG return vs. Denver (9-30). He totaled a QB sack and four tackles for losses on runs vs. Raiders, plus a forced fumble and fumble recovery.

**1989:** Hampered by knee and shoulder injuries.

**1988:** Second on team with 103 tackles and 9.5 QB sacks. Had first career interception (vs Minn) and fumble recovery in overtime to set up game-winning FG (Jets) in game that clinched AFC title.

**1987:** Fifth on team with 69 tackles in just eight games after trade on Oct. 31. Had a

QB sack in first career game (vs. Denver Nov. 8). Was Player of Week vs. Eagles in season finale (Dec. 27) when he had 17 tackles, four QB sacks, and three forced fumbles. Had 8.5 QB sacks as rookie in just 8 games.

## College Career

One of the greatest in a long list of Alabama stars, Cornelius won the nation's Vince Lombardi Trophy (making him the first LB to ever win an award designed for linemen). Bennett was chosen as Alabama's Player of the Decade for the 1980's and a member of the all-decade team of the SEC for the 1980's. Indianapolis made him the second player picked in the '87 draft (behind QB Testaverde) after a senior year that included 10 QB sacks, 6 forced fumbles, 21 total tackles for loss, and two passes tipped, despite missing the first two games of season. He was a three-time All-SEC pick with 287 tackles, 16 sacks, 15 passes defensed, and three fumbles recovered. He added a big-play on special teams (48 yard blocked punt and TD return vs LSU). Cornelius played on three Bowl teams and was the most valuable player when the Crimson Tide beat Washington in the Sun Bowl. He was defensive most valuable player the year before when Alabama beat Southern Cal, 24-3, in the Aloha Bowl. His first bowl was a 28-7 win over 5th ranked SMU in the Sun Bowl, the only TD his team allowed in the three Bowl games he played. Bennett enjoyed other moments like being SEC player of the week after a win over Georgia and a game-saving deflection on a two-point PAT attempt to Bo Jackson to save a 25-23 win over powerhouse Auburn. He also wore #97 at Alabama.



## Notebook/Personal

Cornelius O'landa Bennett was born in Birmingham, AL. He is the youngest of six children of father, Lino, a steelworker, and Lillie, a homemaker. His craving for mama's delicious biscuits started the nickname, "Biscuit," which follows him today. *"I have more respect for my dad than any person in the world,"* Cornelius states. That's one of the reasons Bennett decided to sign with the Falcons so his 73 year-old dad could watch him play. Cornelius has been residing for the past five off seasons in Roswell, GA and knew plenty of Falcons players before he signed from pick-up basketball courts to workouts at Georgia Tech. Five teams were in the final bidding for Bennett's services (Green Bay, Carolina, Jacksonville were the most serious). At Ensley H.S. in Birmingham, he dominated on both sides of the ball. He was a high school legend in the state of Alabama as his jersey #32 was officially retired in 1987 and put in the trophy case for posterity. The #32 was for the fullback who in the same year, ran for 1,099 yards when they gave him the ball from the backfield, and scored 12 more TD's when they lined him up as the tight end. He also found time to play some QB. On defense, he got plenty of time at DE, LB, and even as a DB. That's why he was the best high school athlete his senior year in all of Alabama.

# BENNETT

## Bennett's Career Statistics

Year	Team	GP/GS	Tckls	Solo	Sacks	Press.	INT	PD	FF	FR
1987	Buff	8/7	69	54	8.5	-	0	0	5	0
1988	Buff	16/16	103	85	9.5	-	2	5	3	3
1989	Buff	12/12	54	43	5.5	-	2	3	1	2
1990	Buff	16/16	96	71	4.0	18	0	7	3	2
1991	Buff	16/16	107	84	9.0	21	0	6	4	2
1992	Buff	15/15	81	61	4.0	15	0	5	2	3
1993	Buff	16/16	102	81	5.0	15	1	6	1	1
1994	Buff	16/16	90	63	5.0	16	0	8	1	3
1995	Buff	14/14	134	91	2.0	7	1	9	0	2
1996	Atl	13/13	87	58	3.0	17	1	8	2	2
<b>Totals:</b>		<b>142/141</b>	<b>923</b>	<b>691</b>	<b>55.5</b>	<b>-</b>	<b>7</b>	<b>57</b>	<b>22</b>	<b>20</b>

## Bennett's Best Games

Tackles	Sacks	INT's	FF's
19 @ S.E. (12-3-95)	4 @ Phil (12-27-87)	1 - 7 times	3 @ Phil (12-27-87)
17 @ Phil (12-27-87)	2 vs. Den (9-26-94)	Most recently	2 vs. Minn (9-8-96)
15 vs. N.E. (11-26-95)	2 vs. Den (9-30-90)	at N.O.	
15 vs. N.E. (12-18-90)	2 vs. Jets (10-22-89)	(11-27-96)	
13 vs. Dal (SB XXVIII)	1.5 (twice)		

## Post-Season

In 17 NFL playoff games, Cornelius has registered 103 total tackles (72 solo). He also has 16 QB pressures and 3.5 QB sacks.

## Bennett's Honors

### 1995

- Miller Lite Player of the Game (NE)
- First alternate in Pro Bowl balloting
- Designated Bills Franchise player

### 1994

- UPI All-AFC (second team)
- AFC Player of the Week (week 4-Denver) 7th time of career

### 1993

- Football News All-AFC team

### 1991

- UPI AFC Defensive Player of the Year
- UPI All-AFC Pro Football Weekly All-AFC
- N.E.A. All-Pro first team
- Sports Illustrated Dr. Z's All-Pro team
- All-Madden Team
- AFC Player of the Week (week 4- T.B.)

### 1990

- UPI All-AFC team
- AFC Defensive Player of Week in back-to-back games (vs. Raiders and Broncos); First ever to be honored in consecutive weeks.

### 1989

- UPI All-AFC second team

### 1988

- First Team - AP, Pro Football Writers Assn, Sporting News, Football News, Pro Football Weekly
- All-NFL first team.
- NFL Players Assn. LB of the Year
- AFC Defensive Player of Month (Oct)
- AFC Defensive Player of Week (Week 6 and 9-Indy and Green Bay)

### 1987

- Sports Illustrated Dr. Z's Rookie of Year
- UPI and Pro Football Weekly's All-NFL Rookie team



### **Last Year**

Juran (pronounced JUR-on) showed flashes in his rookie season, especially as a special teamer. Just as he started to log time in the secondary in nickel coverages, he injured his right elbow trying to block a punt against the Niners and was placed on Injured Reserve December 9. Bolden recorded a team-high three special teams tackles at Dallas, which also included a stop on Herschel Walker for no gain on a kickoff, and nearly blocked a punt in the third quarter. He led the club with three more 'special' stops at Cincinnati and had two other tackles at Detroit. Through nine games, he collected 11 special teams tackles to finish 5th on the team. Juran came up with several big hits in the preseason while playing cornerback, including a physical forearm shiver against Seahawks WR Ronnie Harris that took him off his feet.

### **Pro Career**

For the Winnipeg Blue Bombers of the Canadian Football League in '95, Bolden intercepted a team-high six passes in nine games, tying for 3rd most in the League. He also finished with 17 tackles and four passes defended. Juran picked off a pass in his first pro start and registered three tackles and a pass defended versus Ottawa. In a Week 3 contest against Shreveport, he stole two passes (off Falcons QB Billy Joe Tolliver), had a pass defended and a tackle. His first theft came while covering ex-NFLer Odessa Turner. Against Birmingham, he picked off a pass and collared three more tackles. His season-high in tackles was recorded against the Saskatchewan Roughriders when he tallied four stops. Juran played with a deep thigh bruise early in the year and then was bothered late in the year by a shoulder injury that was corrected after the season.

### **College Career**

He earned All-America and All-Mississippi JUCO first-team accolades in '94 as well as Defensive Player-of-the-Year (in the region) by registering 69 tackles, 41 solo's, six interceptions for 27 return yards and two TD's, and four forced fumbles. He also was credited with 17 passes defended and a pair of recovered fumbles. In 1993, he was afforded All-America and All-Mississippi first-team

## BOLDEN

status again by notching 55 tackles, 35 solos, six interceptions for 129 returns yards with another TD and a 6-yard sack. He was named the Mississippi Delta Defensive Player-of-the-Year. Bolden also displayed his knack for making big plays on special teams by blocking four punts in just two seasons. In a battle versus Northwest Mississippi, he rose to the occasion to steal a pass, deflect three others, and block a kick. His best performance of '93 came against Northwest Mississippi as he hauled in a pair of interceptions, including one he returned 57 yards for a touchdown, and had seven tackles. He picked off a pass in the end zone, knocked down another pass, totaled six tackles, and recovered a fumble against Nassau Community College.

### Notebook

Juran did not follow the usual course to the NFL. If he stayed in school the '96 football season would have been his senior year of college. Instead, he's a young, but 'seasoned' player with an extra year of pro ball under his belt. This impressive physical athlete has the prototype "cornerback's body" with his long arms and legs. He also showed off his big hitter's mentality on special teams last year, flattening several players including Herschel Walker of the Cowboys. One of his other attributes is his speed, which has been forged through his successful track background. Bolden set two state junior college records with a clocking of 10.28 in the 100 meters and 20.9 in the 200. The Falcons bought out his contract with the CFL's Winnipeg Blue Bombers so they could to pick him in the 4th round of the '96 draft. Bolden finished second (by just a single vote) for the J.C. Gridwire's National Defensive Player-of-the-Year in '94 at Mississippi Delta College. He picked off 12 passes and returned them for 266 yards (22.0 avg.) and three TD's in 20 games at Mississippi Delta College. He also blocked three punts and a FG on special teams. He competed in the junior college championship game his last season and playing on a bad turf toe still managed to pick off a pass in the end zone. In just 29 career games at both the JUCO level and the CFL, he collected 18 interceptions.

### Personal

A product of Tampa, Florida's famed Hillsborough High School, which produced the likes of Gary Sheffield (Florida Marlins) and Dwight Gooden (New York Mets/Yankees), Juran was quite an athlete in his own right in football and track. One of the state's top sprinters, he blazed the track with a 10.28 100 meter time, even carrying his 200-pound frame. (An impressive feat considering Leroy Burrell set the World record at 9.85.) He was a running back and safety on the gridiron.

### Bolden's Career Statistics

Year	Team	GP/GS	Tckls	Solo	INT's	Yds	TD	PD	FF	FR	Sp. Tms
1996	Atl	9/0	0	0	0	0	0	0	0	0	11
<b>Totals</b>		<b>9/0</b>	<b>0</b>	<b>0</b>	<b>0</b>	<b>0</b>	<b>0</b>	<b>0</b>	<b>0</b>	<b>0</b>	<b>11</b>



**23**

**RONNIE BRADFORD**  
**CORNERBACK • 5-10 • 188**  
**5th Season • Colorado**  
**Born 10-1-70 • Minot, ND**  
**Acq: UFA - Arizona (4-11-97)**

### **Last Season**

An 11-game starter at right cornerback for the Arizona Cardinals in '96, Ronnie signed a two-year contract with the Falcons on April 11. Bradford finished with a career-high 61 tackles, an interception and a team second-best 15 passes defended in 15 total games played. He broke into the starting lineup in a big way in a Week 3 contest at New England by amassing a season-high 11 tackles. He proceeded to start the next seven straight weeks and contribute with eight tackles against the Giants (with a season-best 3 passes defended), seven stops versus the Jets (with 2 passes defended), and six tackles each against the Cowboys, Buccaneers, and Redskins. His other three starts came in Weeks 13-15.

### **Pro Career**

Bradford has seen action in 41 games with 15 starts in four NFL seasons. He has totaled 102 tackles, 27 passes defended, two pick-offs, three fumble recoveries, and one QB sack. A fourth round draft choice of Miami in '93, he found a place in Denver that same year and performed in 10 games. He stole a key pass against Kansas City to stop a Chiefs drive. He logged time in 26 games in all for the Broncos in three seasons before moving on to Arizona last season.

### **College Career**

Ronnie was a two-year starter and four-year letterman for national powerhouse Colorado Buffaloes. This first-team All-Big Eight performer as a senior was instrumental in helping Colorado land its first National Championship in '91. His extra-point block was the margin of victory as Colorado edged Notre Dame in the Orange Bowl, 10-9, to claim a National title. His productive career in Boulder included 53 solo tackles out of 74 total stops three picks, and two fumble recoveries.

### **Notebook/Personal**

Ronald L. Bradford was born on October 1, 1970 in Minot, North Dakota. He was afforded honorable mention All-America honors by *USA Today* as a senior at Adams City High School in Commerce City, CO. His totals read four interceptions, 14 passes defended, two fumble recoveries and even a blocked field goal in his final prep campaign. He also jumped hurdles for the indoor and outdoor track team and graduated high school with a solid 3.0 GPA. Active in the Denver area community, Bradford worked summers in a Denver-based program which

## BRADFORD/BRANDON

painted houses for the elderly. Ronnie has played with some powerful Colorado teams which have produced NFLers like Chad Brown, Deon Figures, Alfred Williams, Kanavis McGhee, Mike Pritchard, Eric Bieniemy, and Greg Biekert.

### Bradford's Career Statistics

Year	Team	GP/GS	Tckls	Solo	INT's	Yds	TD	PD	FF	FR	Sacks
1993	Den	10/3	13	10	1	6	0	6	0	0	0.0
1994	Den	12/0	27	18	0	0	0	5	0	0	1.0
1995	Den	4/0	1	1	0	0	0	1	0	0	0.0
1996	Ariz	15/11	61	43	1	0	0	15	0	2	0.0
<b>Totals</b>		<b>41/14</b>	<b>102</b>	<b>72</b>	<b>2</b>	<b>6</b>	<b>0</b>	<b>27</b>	<b>0</b>	<b>2</b>	<b>1.0</b>

### Bradford's Best Games

Tackles	Interceptions	Passes Defensed
11 @ N.E. (9-15-96) 8 @ N.Y. Giants (11-3-96) 7 vs. N.Y. Jets (10-27-96) 7 @ Buff (9-26-94)	1 @ N.O. (9-22-96) 1 vs. K.C. (12-12-93)	3 @ N.Y. Giants (11-3-96)

**51**

**DAVID BRANDON**  
**LINEBACKER • 6-4 • 238**  
**11th Season • Memphis St.**  
**Born 2-9-65 • Memphis, TN**  
**Acq: UFA – S.D. (5-3-96)**

### Last Year

David was a contributor to the Falcons on special teams and as a spot starter in '96. Brandon finished with 12 special teams tackles to rank tied for third on team ledgers. At Detroit in Week 5, he posted a team-high three special teams stops. His most extensive time at linebacker came in the final four games of the season. After registering four tackles versus the 49ers in Week 13, he started the following week in the win at New Orleans and added six tackles with a pass defensed. In a Week 15 start against the Rams, he ended up with three tackles and a QB pressure.

### Pro Career

Brandon's NFL experience adds up to 120 games played now through 10 seasons. His career began in San Diego in '87 and included 30 games before moving on to

Cleveland as a Plan B free agent in '91. He tied a Browns record by returning an interception 92 yards for a TD versus the Bears in '92. He played two seasons in Seattle before landing back in San Diego. As a member of the Chargers in '95, David played in all 16 games with one start.

### College Career

A three-year starter for the Tigers of Memphis State, David served as team captain his final year. He paced the team in tackles for losses (14) and QB sacks (10) as a senior. He flashed his skills at the Blue-Gray all-star game following the end of his college career.

### Notebook/Personal

It was an easy commute for David when he signed with the Falcons last year because he makes his off-season home in nearby Duluth, Ga. His spare time is spent working as a part owner of a clothing store and with Cystic Fibrosis. On his NFL resume, he made his first ever NFL interception count as he returned it 30 yards for the game-winning TD in OT against his former S.D. teammates in '91. His resume also includes three sacks in a single game against Indy in '92, and he scored his first NFL TD during his rookie campaign by picking up a blocked punt in the end zone. He and his wife, Zondra, have one son Xzavian (8/7/90).

### Brandon's Career Statistics

Year	Team	GP/GS	Tckls	Solo	Sacks	INT	Yds	TD	FF	FR
1987	S.D.	8/1	4	4	0.0	0	1	0	0	1
1988	S.D.	8/1	6	6	0.0	0	0	0	0	1
1989	S.D.	14/0	9	8	0.0	0	0	0	0	1
1990	S.D.	Injured Reserve (Knee)								
1991	Clev	16/8	51	35	3.0	2	70	1	0	0
1992	Clev	16/13	48	31	1.0	2	123	1	4	3
1993	Clev/Sea	13/3	28	13	0.0	0	0	0	0	0
1994	Sea	13/0	13	7	0.0	0	0	0	0	0
1995	S.D.	16/1	6	5	1.0	0	0	0	0	0
1996	Atl	16/2	17	11	1.0	0	0	0	0	0
<b>Totals:</b>		<b>120/29</b>	<b>182</b>	<b>120</b>	<b>6.0</b>	<b>4</b>	<b>194</b>	<b>2</b>	<b>4</b>	<b>6</b>

### Brandon's Best Games

Tackles	Sacks	Interceptions
10 vs. Miami (9/14/92)	3 vs. Ind. (12/1/91)	1 at SD (10/20/91) 1 vs. Pittsburgh (10/27/91) 1 vs. Chicago (12/29/92) 1 vs. Denver (9/27/92)



## **ETHAN BROOKS**

**TACKLE • 6-6 • 290**

**2nd Season • Williams College**

**Born 4-27-72 • Simsbury, CT**

**Acq: D7 '96 (229th)**

### **Last Year**

Ethan heads into his second Falcon training camp fresh off an All-World League season with the Rhein Fire. Brooks was named All-World League at right tackle for a group of linemen dubbed the "Eastern Block." Ethan paved the way for a World League record 1,555 rushing yards as the unit allowed only one sack all season en route to advancing to the World Bowl against the Barcelona Dragons. Brooks was projected as an offensive lineman by the birds and on that basis he was taken in the seventh round. In his only action of the preseason, he played both sides of the ball against the Cardinals in the finale despite seeing most of the training camp practice snaps on offense. He was then moved to the defensive line and practiced at that position for most of the season. Ethan suited up on the D-line for some snaps at New Orleans in Week 15 and recorded two assisted tackles at Jacksonville in the final week. Towards the end of the season, he did practice on both offense and defense.

### **College Career**

Ethan was the major presence on the line for Williams (Mass.) College as the Ephs (pronounced Effs) went 21-0-1 over his final two seasons. The 6-6, 285-pound Brooks totaled 62 tackles and 10 QB sacks. He earned Division III All-America and NESCAC Defensive Player-of-the-Year honors in '95 for helping to hold opponents to just 3.1 yards per rush and leading the nation in fewest points allowed.

### **Notebook/Personal**

Ethan owns the distinction of being an All-American in three sports – football, indoor track and outdoor track. The mammoth Brooks started out his college career on the track instead of the football field, competing in the shot put, discus and hammer. He saw little time in football in '91 and then fought through a fractured right foot, but still played in '92. He was forced to the sideline the following year because of his re-occurring foot problem, but returned to bolster the line for his final two seasons. At the '96 indoor NCAA Division III Championships, Brooks won the 35-pound weight throw on the last toss with a record-breaking heave of 63' 8 3/4" after the previous thrower had set the record. He also finished fourth in the shot put that day. He finished second in the discus at the '96 NCAA Division III Outdoor Track and Championships and fifth in the 35-pound weight throw at the indoor championships in the winter of '95. He gets his size from his father, Alan (6-4, 235 pounds), who is the director of fundraising at the Westminster School in Connecticut. Alan played football at Wesleyan University and had a tryout with the Colts. Ethan benched pressed 225 pounds 28 times at his personal workout to be viewed as one of the strongest players on the board. He made the Faces In The Crowd section of *Sports Illustrated* for his athletic exploits in college.

**Last Year**

Shannon suffered a season-ending knee injury just four days into the '96 training camp on July 24. During a basic one-on-one drill against G Robbie Tobeck, Brown awkwardly twisted his body after a bull-rush move and tore the anterior cruciate ligament in his left knee. *"It was only two days, but he was everything we expected. He was making plays and playing with enthusiasm...and those were his trademarks in college,"* said defensive line coach Bill Kollar. Brown has been through an exhausting rehabilitation program by Falcon trainers and is eager to get back on the field in '97.

**College Career**

The Falcons were in need of a big, athletic defensive stopper on their line and were happy Shannon Brown was still on the draft board when they selected for the first time in round 3 of the draft in '96. Brown was one of the finest defensive players to come out of the nationally-renowned Southeastern Conference as a senior. An All-SEC first-teamer in '95 for the Crimson Tide of Alabama, Brown performed at a high level in 42 collegiate games, totaling 15 tackles for loss, 9 QB sacks, and 24 QB pressures.

**Year-by-Year**

**1995:** This second-team All-American by *The Poor Man's Guide to the NFL Draft* stuffed the opposition to record 23 tackles, 16 of those solo's with three being behind the line of scrimmage and 9 QB pressures.

**1994:** He started 8-of-11 games, amassing a career-best 46 tackles, while adding five sacks for minus 26 yards, 11 QB pressures, and five tackles behind the line of scrimmage. He made nine tackles with a nine-yard sack and three stops for a minus 6 yards in a 21-10 win over Ole Miss. The 12-1 team's only loss was in the SEC title game by one point to Florida in Atlanta's Georgia Dome.

**1993:** He began his sophomore campaign as a reserve offensive lineman but was switched back to the D-line before Alabama's second game. He registered 17 tackles with a pair of sacks and four stops for losses of 11 yards. Shannon amassed three hits with a six-yard sack, two stops for minus yardage, and three pressures against South Carolina.

**1992:** Playing as a reserve nose tackle in nine games, he recorded eight tackles and two sacks on the year. He collected three stops with an eight-yard sack over

## S. BROWN

---

South Carolina and three hits in a 17-0 shutout of Auburn. His Alabama team was a perfect 13-0.

**1991:** Redshirted as a freshman.

### Notebook

Shannon came to the Falcons as a "mature" 24 year-old. He was married at the age of 17 as a junior in high school, yet successfully managed a wife, a daughter, studies, and football at a nationally-ranked college. He was so respected by his teammates for the way he handled all of his responsibilities that they would come to their team captain for advice on life OFF the football field. This former Academic All-SEC choice made an excellent first impression at his initial press conference at the Falcons Complex. With a hearty smile, a respectful demeanor (yes-sir, no-maam), mixed in with a witty sense of humor, he candidly spoke about being drafted into pro football, his daughter's importance in his life, and even the educational shortcomings in this country. He drove the four hours to Suwanee with his father, Jerry, and mother, Ann, from his home in Greensboro, Alabama, and showed up wearing a Cowboy hat, big belt buckle, black jeans, and boots. The thought-provoking country boy turned heads at the Senior Bowl workouts when he consistently beat much more heralded offensive lineman each day in one-on-one drills. NFL coaches who heard about the battles actually left their drills to come over and watch Brown perform (he missed the game because of illness and had to be taken from the field in his uniform to the hospital). Even though his older brother, Steve (1986-89), and his uncle Wayne Burns, both attended in-state arch-rival Auburn, Shannon decided on Alabama so he could make "a name for himself." The first and only pro football game he had ever seen (at age 14) was the Falcons versus Bears at Fulton County Stadium in 1986 (a Falcons win). An avid fisherman, Shannon has a 7-pound, 2 ounce large mouth bass mounted on a wall in his home to prove that "it didn't get away."

### Personal

Brown hails from a close-knit family that now resides in Greensboro, Alabama after growing up in Millbrook. He had a chance to see the world as his father was stationed in the Air Force. Shannon was born in London, England and has claimed residences in five states before settling in for junior high in Alabama. He started in football like some youngsters "because my big brother played." He was All-State on the football field and class president off the gridiron at Stanhope-Elmore High School. He totaled 86 tackles, six sacks, two fumble recoveries and one interception as a senior from his defensive end position but also played tight end, fullback, and outside linebacker. A versatile athlete, Brown averaged 14 points per game in basketball and played outfield in baseball as a prepster. He was happy to be drafted by Atlanta for many reasons, including the close proximity to his daughter, Loryn (7), and so his parents can drive to watch him play. His brother, Steve, is a tree surgeon back in Alabama. He showed off his multi-faceted talents by clocking a 4.9 time in the 40, lifting 225 pounds 31 times, and leaping 29 1/2 inches in the vertical jump at the scouting combine. This Human Performance major at Alabama is just nine hours shy of receiving his degree. Walter Payton is his favorite pro athlete because "of the way he carried himself on and off the field." After football, Shannon would like to be a Biology or English teacher or possibly a high school football coach because he likes to "work with kids." Being from the country, he loves to fish, hunt and also play golf.



### **Last Season**

Tyrone improved in his second season as he finished sixth on the team in receiving with a career-best 28 receptions for 325 yards and one TD. After being Inactive the first two weeks, Brown started Week 3 against Philadelphia and responded with seven catches for a personal-best 91 yards with a career-long of 27 yards. He hauled in four passes each in the following three games for 59, 28, and 65 yards, respectively, against San Francisco, Detroit and Houston. He closed out the year with 60 yards on six receptions in a start at Jacksonville.

### **Pro Career**

After a strong preseason showing (10-173-3 TD's), Tyrone made the Falcons roster out of training camp in '95. He played in seven games as a rookie with five starts and ended up with 17 catches for 198 yards (11.6 avg.) and a long of 26 yards. His best game of the year was Week 16 at Carolina when he caught a personal-best eight passes for 89 yards.

### **College Career**

The speedy Brown accounted for 21 receptions for 410 yards as a senior at Toledo. He averaged 20 yards per catch his last season and hauled in four TD's for the Rockets, including a long of 66 yards. Tyrone also showed off his speed on kickoff returns by running back 23 for 514 yards, a 22.3 average, with longs of 68 and 46 yards. He had a team-best 25.3 average as a junior, catching 12 passes for 303 yards. His college totals read 34 catches for 724 yards and 8 TD's.

### **Notebook/Personal**

An undrafted free agent, Tyrone has made the Falcons roster the last two seasons with his blazing speed and quickness. He showed that speed off as he raced past an Eagle defender to haul in a 70-yard bomb in his first preseason game. Another example of his explosive potential included a 60-yard TD pass against the Rams in Week 11 last year. Unfortunately, the play was called back because of a holding penalty. His small stature has led to various injuries in his two-year NFL stint which have included ankle sprains and a groin pull that have kept him out of the lineup. The fastest player on the Toledo roster, "Rocket" used his 4.3 speed to average 21.3 yards a catch in college. A product of Cincinnati, Ohio, he stands out in the Falcons lockerroom wearing his hometown Reds baseball merchandise (and occasionally a Braves cap to even things out). "Ty" Brown's career was almost over before it

## T. BROWN/BUCHANAN


actually got started. He suffered a tough rookie mini-camp a week after the '95 draft and Falcon coaches contemplated cutting him on the spot. But it was a good thing they didn't because he reversed his fortunes and made the club after a spectacular training camp. Brown lined up on defense as a cornerback to start his college career as a sophomore before switching to wide out. An all-around athlete, he has a vertical jump of 33 inches and was a member of the Toledo track team.

### Brown's Career Statistics

Year	Team	GP/GS	Rec	Yards	Avg.	Long	TD
1995	Atl	7/5	17	198	11.6	26	0
1996	Atl	9/3	28	325	11.6	38	1
<b>Totals:</b>		<b>16/8</b>	<b>45</b>	<b>523</b>	<b>11.6</b>	<b>38</b>	<b>1</b>

### Brown's Best Games

Receptions	Yards	Long	TD's
8 @ Car (12-17-95)	91 vs. Phil (9-22-96)	38 vs. Hou (10-13-96)	1 at S.F. (9-29-96)
7 vs. Phil (9-22-96)	89 @ Car (12-17-95)	27 vs. Phil (9-22-96)	
6 at Jacks (12-22-96)	65 vs. Hou (10-13-96)	26 @ Buff (11-12-95)	



**RAY BUCHANAN**

**CORNERBACK • 5-9 • 195**

**5th Season • Louisville**

**Born 9-29-71 • Chicago, IL**

**Acq: UFA - Indy (3-3-97)**

### Last Season

The Falcons acquired one of the best cornerbacks in the NFL and addressed a top need on their defense with the signing of talented 25 year-old Ray Buchanan. Designated a "transition" player by the Indianapolis Colts, Atlanta signed him to an offer sheet on February 25. The Colts declined to match the offer by the March 4 deadline so Buchanan became a Falcon. In '96, Ray was his usual steady self on the left corner for the Colts. He was second among all Colt defensive backs in total tackles with 71 and fourth overall on the team with 52 solo stops. He intercepted two passes for 32 return yards, added five passes defended, and even had a 1/2 sack on a blitz. This speedy athlete also is a dangerous return man. Buchanan averaged a team-high and eye-opening 16.8 yards per punt return by running back 12 punts for 201 yards. He broke free against the Chargers and returned a punt 82 yards, longest on the team and a personal-best. Ray started 13 games and missed three others because of a deep thigh bruise.

**Pro Career**

The Colts coveted Buchanan so much coming out of college that they traded away two picks to the Rams in order to move up in the draft (65th overall) to select the talented corner from Louisville. He has lived up to that potential and more during his pro career. He began as a free safety in '93 before he became a starter on the corner in Week 11 in '94. Here's some career highlights from the impressive Buchanan file:

**"Big Play" Ray**

- Became starter at end of rookie year and has started a reliable 50 out of 61 games played in four seasons including a streak of 36 in-a-row (which was halted last year).
- Recorded 8 interceptions for 221 returns yards in '94, 3rd highest in NFL, returning 3 for touchdowns for Colts record with one covering 90 yards.
- Established team record with an interception in 6 consecutive games during '94 season and 7 total in 7-game span.
- Team leader in passes defensed with 18 in '95 and 19 in '94.
- A physical, aggressive corner, he's collared a personal-best of 16 tackles at Pittsburgh and 10 solo stops at Buffalo in '95.
- Totaled 51 passes defensed and 16 interceptions for 358 return yards in career.
- Solid returner averages 11.2 per punt with 82-yard long. Set Colts Playoff record with 46 yard return.
- A winner, he has performed in AFC Championship game and four total Playoffs games in four seasons.

**Ray's Big Plays**

90-yard INT for TD  
 82-yard punt return  
 60-yard INT return  
 46-yard punt return  
 37-yard INT for TD

**Year-by-Year**

**1995:** Ray logged all 16 games at LCB and finished sixth on the team and third among DB's in tackles with 105. His top tackle games were 10 vs Buffalo and SF. He posted 18 tackles in three Playoff starts.

**1994:** He started the first 10 games of the year at free safety before occupying the left cornerback spot for the final six contests. (He was moved to his present spot in the fourth quarter in a game at Miami). He led all DB's with a career-high 137 tackles. In six of the last seven games, he recorded at least one interception and his eight total tied Eugene Daniel ('85) for most by Colt since Lyle Blackwood had 10 in 1977. He was named AFC Defensive Player of the Week at Seattle with a 37-yard interception return TD, 11 tackles, one QB sack, and a fumble recovery.

# BUCHANAN

---

**1993:** He made Football News' All-Rookie team by starting the final five contests at free safety and ending up with 65 tackles, second on the team's list of DB's, with a team-high four picks. Against Philadelphia, he collected 14 tackles, one pick, and one pass defended in his top rookie game.

## Honors

**1993:** All-Rookie Team, *Football News*

**1994:** AFC Defensive Player of the Week (12/4) at Seattle; UPI All-AFC Second team

## College Career

A three-year starter for the Louisville Cardinals, he was moved from cornerback to free safety as a freshman. He totaled 273 tackles, 177 solos, 15 interceptions for 159 yards, 13 passes defended, three fumble recoveries, three fumbles forced, six blocked kicks. He also averaged 9.1 yards on 18 punt returns. Ray closed out his strong collegiate career with 95 tackles, four thefts for 61 return yards, 10 passes defended, three fumble recoveries, and two forced fumbles. As a junior, he amassed 108 tackles (68 solos), and a school record eight interceptions (for 89 yards). Buchanan was the Fiesta Bowl Defensive MVP versus Alabama with a fumble recovery for a touchdown off a blocked punt and another recovered fumble in a 34-7 victory.

## Notebook

The Falcons took their first steps in building a solid defense by making a bold move under the direction of new leader Dan Reeves. They targeted the best young available cornerback in the free agent market and signed the 25 year-old Ray Buchanan to an offer sheet. When the Colts failed to match the offer sheet a week later, the Falcons had their man. The birds filled two needs with the addition of Buchanan as he doubles as a game-breaking punt returner. He was known as "Big-play" Ray in Indianapolis as his three touchdown interception returns are a testament. He also earned the nickname by intercepting a Dan Marino pass and returning it 28 yards for a touchdown IN HIS FIRST GAME AT CORNERBACK after being moved to his new position from free safety late in the third quarter. In the next game in his first career start at left cornerback all he did was intercept Jeff Blake in the end zone at Cincinnati with 45 seconds left to secure a 17-13 decision. "I like being out there on an island by myself," he explained. "I like challenges because I'm a competitive person." He was so hungry to make MORE big plays last year that he went into Colts special teams coach Hank Kuhlmann's office unannounced to politic for the club's punt returning duties. The Colts finally listened and all he did was average 16.8 yards per return the rest of the season. Buchanan was so effective on the left corner of the Colts defense that often times opposing quarterbacks avoided throwing his way for entire games. For example, left primarily in single coverage, he still managed to hold Rob Moore, Keyshawn Johnson and Deion Sanders to a combined nine catches for 93 yards in successive weeks to start the '96 campaign. In their '95 Playoff run to the AFC Championship game, he held Pro Bowl WR Tony Martin of the Chargers to just three catches for 39 yards after Martin hauled in 90 catches during the regular season. During his break-out season of '94 when he stole seven passes in the final seven games after being converted to cornerback, he scored two of his three TD's off thefts from Dan Marino (28 yards) and Drew Bledsoe (90 yards). This Communications major at Louisville is an outgoing person with a quick wit and engaging smile. His personal

70

resume includes cutting a rap song that was featured on MTV and sold at stores as a "NFL Jams" CD. He even performed the song live with his group that included fellow NFLer Scott Galbreath at last year's Super Bowl in New Orleans. Ray is naturally as comfortable around a microphone as he is playing corner. He's quick to let you know that he genuinely loves being an entertainer and having fun on the field is paramount to his success.

## Personal

Raymond Louis was born on Sept. 29, 1971 in Chicago, Illinois. He lettered all four years in football as a running back and safety as well on the track at Proviso East High School. His brother, Richard, was the first Buchanan to play at the collegiate level as he was a wide receiver at Northwestern from 1987-90. Ray was actually recruited by Louisville as a wide receiver/running back before being moved to cornerback (as a sophomore starter) and then to safety (for his final two seasons). He returned to play corner in the Blue-Gray, East-West and Hula Bowl post-season all-star games. He thought of transferring away from Louisville when they wanted him to play safety instead of running back. Because of their surplus of CB's at the time, the Colts drafted him with the intent to play him at free safety. Ray works a number of football camps in the off-season (Cornelius Bennett, Marshall Faulk and Rod Woodson) to help young players develop their skills on and off the field. The Ray Buchanan Football Camp benefits the Boys & Girls Club and the Wish Foundation and emphasizes messages such as stay in school and away from drugs. "When one of those kids makes it in the world, I want to say I was a part of that kid," he said. From church testimonials to various school assembly's, Ray is a popular speaker to all age groups. He was also a friendly and regular sight to kids at Riley's Children's Hospital in Indianapolis. For the first time this year the Ray Buchanan "Big Play For Kidzz" program provided an Easter egg hunt for underprivileged children in the Indianapolis. He and his wife, Sheree, have two children of their own, Destinee (3/11/92) and Ray, Jr. (12/8/93).

## Buchanan's Career Statistics

Year	Team	GP/GS	Tckls	INT's	Yds	LG	TD	PD	FF	FR	Sacks
1993	Ind	16/5	65	4	45	28	0	9	0	0	0.0
1994	Ind	16/16	137	8	221	90t	3	19	0	1	1.0
1995	Ind	16/16	105	2	60	60	0	18	0	1	1.0
1996	Ind	13/13	71	2	32	32	0	5	1	0	0.5
<b>Totals</b>		<b>61/50</b>	<b>378</b>	<b>16</b>	<b>358</b>	<b>90t</b>	<b>3</b>	<b>51</b>	<b>1</b>	<b>2</b>	<b>2.5</b>

### PUNT RETURNS

Year	No.	Yds	Avg.	LG	TD
1993	0	0	0.0	0	0
1994	0	0	0.0	0	0
1995	16	113	7.1	17	0
1996	12	201	16.8	82	0
<b>Totals</b>	<b>28</b>	<b>314</b>	<b>11.2</b>	<b>82</b>	<b>0</b>

### KICKOFF RETURNS

No.	Yds	Avg.	LG	TD
0	0	0.0	0	0
0	0	0.0	0	0
1	22	22.0	22	0
1	20	21.0	20	0
<b>2</b>	<b>42</b>	<b>21.0</b>	<b>22</b>	<b>0</b>

# BUCHANAN/BURROUGH

Buchanan's Best Games			
Interceptions	INT Yards	Long INT's	TD's
2 @ N.E. (12-11-94) 1 (13 times)	113 @ N.E. (12-11-94) 60 @ N.O. (11-12-95) 37 @ Sea (12-4-94)	90t @ N.E. (12-11-94) 60 @ N.O. (11-12-95) 37t @ Sea (12-4-94)	1 @ N.E. (12-11-94) 1 @ Sea (12-4-94) 1 @ Mia (11-6-94)
Tackles	Punt Returns	Passes Defensed	Sacks
16 @ Pitt (9-18-94) 14 vs. Phil (12-19-93) 12 vs. Buff (12-24-94) 11 @ Sea (12-4-94)	5 for 141 vs. S.D. (11-3-96) 5 for 40 @ Mia (11-10-96) 4 for 38 @ N.E. (12-23-95)	3 @ Car (12-3-95)	1 @ N.E. (11-19-95) 1 @ Sea (12-4-94) .5 @ Jets (9-8-96)



**JOHN BURROUGH**  
**DEF. TACKLE • 6-5 • 275**  
**3rd Season • Wyoming**  
**Born 5-17-72 • Pinedale, WY**  
**Acq: D7 '95 (245th)**

### Last Season

John played in 16 games (with one start) and finished with a career-best 29 tackles in his second NFL season. Burrough recorded a career-high seven tackles in the Monday Nighter with the Niners. He collared four tackles each in road games against the Jaguars, Bengals and Forty-Niners. His other top efforts included three tackles versus the Rams and his jarring tackle on Panthers returner Winslow Oliver caused a fumble, which the Falcons recovered in their 20-17 win. John'also chipped in with a pair of QB pressures and three special teams tackles on the year.

### Pro Career

As a rookie in '95, John played behind one of the deepest Falcon lines in years. But he managed to log time in every game and contribute 11 tackles and three QB pressures. Burrough has performed in every Falcon game the past two seasons to run his total to 32 straight career games played.

### College Career

Burrough played his last three years at Wyoming after transferring from Washington State, finishing his career with 129 tackles (73 solo), 24 tackles for loss, 12.0 sacks, eight passes defensed, five fumble recoveries, and three forced fumbles. A second team All-Western Athletic Conference selection, John finished the '94 season as Wyoming's third leading tackler with 52 stops (33 solo). The

defensive captain was third in the WAC with 11 tackles for loss, while garnering 3 QB sacks, 5 passes defended, 2 forced fumbles, and 4 fumble recoveries (2nd in WAC). Burrough also blocked one field goal and scored a touchdown off a blocked punt. John had one of his best games of the season vs. Nebraska with 10 tackles, including two for loss, in a 42-32 defeat to the national champions. In '93, Burrough moved to right tackle after playing end as a sophomore and responded with an excellent season. He finished with 42 tackles, 7 tackles for loss, and 7 QB sacks in 11 starts. Wyoming went 8-3 in the regular season.

### Notebook

Despite being the 245th player chosen in the '95 draft, John forged his way onto the Falcons roster through his work ethic. He battled every day in practices at his first pro training camp in '95. And then seized the opportunity during a pair of preseason games. He totaled three tackles, a pass deflection, and sacked QB Bernie Kosar of the Dolphins. Against the Bills, he had four solo tackles, a sack, and a forced fumble. Hard work has been a part of his game since he walked-on at Washington State in '90. Cougars Offensive coordinator Joe Tiller left to take over the program at Wyoming and Burrough followed. This Geophysics major at Wyoming would like to attend graduate school or labor in the oil industry for an environmental firm when he's finished with football. John received his diploma in Geophysics in the spring of '96.

### Personal

A kicker, fullback, tight end, linebacker, and defensive end at Pinedale (Wyoming) High School, he was a 'man for all seasons.' The versatile athlete also competed in basketball, track and, of course, skiing. He was named team MVP and was voted All-Conference on the football field. One of two children of Les and Barbara Burrough, his grandfather, Morris Burrough, played football at Colorado State. A natural outdoorsman, Burrough loves to hunt, fish, and sail. He grew up on the farms of Wyoming, working the cows, horses and in the hay fields.

### Burrough's Career Statistics

Year	Team	GP/GS	Total	Solo	Sacks	QB Press	FF	FR	Sp. Tm
1995	Atl	16/0	11	3	0.0	3	0	0	3
1996	Atl	16/1	29	11	0.0	2	0	1	3
<b>Totals:</b>		32/1	40	14	0.0	5	0	1	6

### Burrough's Best Games

Tackles	Pressures	FR's	Sp. Tm Tck
7 vs. S.F. (12-2-96)	2 @ Ariz (11-26-95)	1 vs. Car (11-3-96)	1 (six times)
4 @ Jax (12-22-96)	1 @ Cin (11-24-96)		
4 @ Cin (11-24-96)	1 vs. S.F. (12-2-96)		
4 @ S.F. (9-29-96)	1 vs. S.F. (12-24-95)		



## **DEVIN BUSH**

**SAFETY • 5-11 • 210**

**3rd Season • Florida State**

**Born 7-3-73 • Miami, FL**

**Acq: D1 '95 (26th)**

### **Last Year**

Devin became a full-time starter at a new position (strong safety) in '96 and recorded the most tackles in the Falcons secondary with 68. His 51 solo stops were tied for fourth-most on team charts. Bush also registered an interception, a forced fumble and a recovered fumble to his personal ledger. His best game in terms of tackles came against the Steelers when he amassed 10, second-most in his career. Against the Niners, he forced a fumble that was recovered by the birds and blocked a punt in the fourth quarter that he recovered and returned 13 yards. Devin had four games where he collared six tackles, coming at the hands of Carolina, at S.F., at Dallas, and St. Louis.

### **Pro Career**

This young defender will begin his third season in the NFL at the age of 24 with 27 games already under his experienced belt. He was voted an NFL All-Rookie selection in his initial season as he worked himself into a starting role by Week 11. His pro debut began slowly due to a 19-day contract holdout, a pulled hamstring, and a hairline fracture of his left fibula suffered early in Week 4 against the Jets. He showed the rest of the League why he was a No. 1 draft pick against his hometown Dolphins by collaring a team and career-high 15 tackles with 13 solo stops. He was in the starting lineup the rest of the season totaling five tackles vs. New Orleans, five tackles and his first interception vs. Carolina, and five solo stops vs. S.F.

### **College Career**

During his three seasons at FSU, Bush helped lead the Seminoles to a 33-3-1 (.917) record, including a National title in '93 with a win over Nebraska in the Orange Bowl. FSU finished the season ranked #2 in 1992 and #4 in '94. Bush entered the draft after his junior season, although he was at Florida State four years, where he redshirted his first season. He played in 37 games at FSU, starting the last 24 games, compiling 164 tackles (90 solo), three INT's, including one returned for a TD, 2.5 sacks, two fumble recoveries and one forced fumble. In his final season in '94, Devin started all 12 games at strong safety, earning All-American and All-Atlantic Coast Conference second team honors. He totaled a career-high 75 tackles (40 solo), two interceptions, five passes defended, one sack, a forced fumble and a fumble recovery. His season highlights included 13 tackles vs. Miami, picking off a pass in a 23-16 win over Notre Dame, and making 8 stops in a 23-17 win over Florida in the Sugar Bowl. Twenty-year old Devin moved into FSU's starting lineup, taking over for a pair of seniors, in his first year as a starter during his '93

sophomore year. Bush took full advantage of the opportunity, finishing with 68 tackles (39 solo), while returning one big interception for a TD against Miami.

### Notebook

Devin is the third Florida State defensive back to be drafted in the first round by the Falcons following Deion Sanders (3 Pro Bowls) in '89 and Bobby Butler in '81 (170 games played) so expectations are high. He captured the 110 meter hurdles at a District meet in H.S., and his vertical jump of 41 inches was the best on the FSU's team. A 'B' average student as a prep, he is only 30 hours shy of receiving his degree in Social Sciences. His fiancée is a nursing major at FSU and one of his hobbies is spending all the time he can with his two children. His mother Patricia, and father, Sammy, still live in Miami.

### Personal

When Bush was as a 10th grader in high school, he worked as an usher at Miami Dolphin games for \$40 at the old Orange Bowl. You can imagine how he felt when he was named to start against the team he grew up cheering for in a Week 14 contest at Pro Player Park in '95. Devin has two younger brothers and the oldest (Davin) plays football at Hialeah High. He was tabbed the nation's "fourth-best free safety" coming out of the highly competitive high school system of Florida. He was named a third team All-America, All-Dixie from *Super Prep Magazine*, and to *Miami Herald's* Super 24 Squad during his last prep season in the 'Sunshine State'. He played in the Florida-Georgia All-Star Game after registering 85 tackles and six interceptions as a senior.

## Falcons' Florida State #1 DB's



*Devin was the third Seminole defensive back the Falcons have drafted with a #1 pick. The others include:*

Bobby Butler ..... 1981 ..... 170 games played ranks 3rd in team history  
 Deion Sanders ..... 1989 ..... Three Pro Bowls  
 Devin Bush ..... 1995 ..... All-NFL Rookie Pick

### Bush's Career Statistics

Year	Team	GP/GS	Total	Solo	Int	FF	FR	PD	SpTm
1995	Atl	11/5	38	31	1	0	0	1	3
1996	Atl	16/15	68	51	1	1	1	2	4
<b>Totals:</b>		<b>27/20</b>	<b>106</b>	<b>82</b>	<b>2</b>	<b>1</b>	<b>1</b>	<b>3</b>	<b>7</b>

### Bush's Best Games

Tackles	Interceptions	Passes Defensed	Special Tms Tkl
15 @ Mia (12-3-95) 10 vs. Pitt (10-27-96) 6 (four times)	1 vs. Rams (12-8-96) 1 @ Car (12-17-95)	1 @ Detroit (10-6-96) 1 vs. Minn (9-8-96) 1 @ Mia (12-3-95)	2 vs. Det (11-5-95)

## CHANDLER



**12**

**CHRIS CHANDLER**  
QUARTERBACK • 6-4 • 225  
10th Season • Washington  
Born 10-12-65 • Everett, WA  
Acq: Trade - Hous. (2-24-97)

### Last Season

The acquisition of veteran quarterback Chris Chandler was the first major personnel move by Head Coach Dan Reeves and filled the QB void on the Falcons roster. On February 24, the birds traded a 4th and a 6th round pick (98th and 179th) to the Houston Oilers in order to acquire the 10-year pro. For the Oilers, Chandler started 12 games and completed 184 of 320 passes for 2,099 yards. His completion percentage was an accurate 57.5% as he tossed 16 touchdowns with 11 interceptions and finished with a solid 79.7 QB rating. A clutch performer, 10 of his 16 passing TD's came on 3rd down. Chris tossed three TD's against the Jaguars and Saints and threw two TD's in games against Ravens, Bengals, and Dolphins. Chandler's single game seasonal highs were seen at Pittsburgh in Week 4 with 24 completions out of 42 attempts and in the Week 8 rematch with the Steelers with 258 passing yards. There was only one game where he did not complete at least 55% of his passes. He was 9 of 13 for 146 yards, including a 62-yard TD, before being felled with a groin injury which ended his day at the Georgia Dome in Week 7 against the Falcons. Chris is under contract through 1998.

### Pro Career

A full-time starter in four of his nine NFL seasons, Chandler brings some impressive credentials to Atlanta.

✓ Started 70-of-90 NFL games played.

✓ NFL leader in 3rd down passing over the past two seasons with a combined QB rating of 103.9.

✓ Last three seasons has completed 60.7% of his passes (517 of 852) with 40 touchdowns and only 23 interceptions with a strong 86.4 QB rating.

✓ Built up a streak of 125 straight passes without an interception in '95 and started '92 season by completing 84 in-a-row.

✓ QB rating of 87.8 in '95 was 3rd highest in AFC behind Marino & Harbaugh.

✓ His 60.5% completion percentage established a new Oiler career record (Ken

Stabler) and he tossed 33 TD's with only 21 picks as two-year starter in Houston.

√ Threw 9 passes of 35 yards or longer in '95 and was named AFC Offensive Player of the Week once during season.

√ Has recorded five games with 3 or more passing TD's and two career 300-yard games. Has four "bombs" of 70 or more yards in career so far, 7 games over 70% completion.

√ One of his top games of career came at Cincinnati in '95 as he completed 23 of 26 passes for 352 yards and 4 TD's with the highest possible QB rating of 158.3. The 88.46% completion percentage is one of best in NFL history (91.3 % by Testaverde, 21-23).

√ Established career highs for passing yards with 383, attempts with 43, and completions with 28 vs. Dallas in '92. Hit 16-22 for 244 in second half of that game.

### **Year-by-Year**

**1995:** In 13 games as a starter for the Oilers, he enjoyed personal-bests in TD's with 17 and completion percentage at 63.2. His 352 yards passing vs. Cin. was first 300-yard passing game by an Oiler since Warren Moon in '93.

**1994:** His first season with the Rams included six starts and 12 overall appearances. He ended up with the best QB rating of his career with a high 93.8 mark. He collected a 149.1 passer rating versus the Raiders by completing 10 of 11 passes for 171 yards and a TD before leaving game with a sprained ankle.

**1993:** Chris played in four games with two starts in a back-up role to the Cardinals' Steve Beuerlein. Hit 27-46 for 214 vs. Dallas.

**1992:** He established career-bests in completions, attempts, passing yards, and yards rushing in 13 starts in Arizona. Had 383-yard game vs. Dallas and 8 games over 200 yards.

**1991:** He started the season in Tampa Bay before being released and his contract claimed off waivers by Arizona. He played in six games for the Bucs and three games for the Cardinals with two starts.

**1990:** He was acquired by Tampa Bay from Indy for a '92 first round pick but saw limited action. (The Colts selected Jeff George with the #1 overall pick.)

**1989:** He was playing a game against the Falcons on Sept 24 when he suffered a season-ending knee injury. One week earlier he had completed 20 of 33 passes for 266 yards with a personal-best 82 yard TD versus the Rams.

**1988:** He unseated Jack Trudeau in his first season and earned all-rookie honors with 1,619 yards. His best day came in a 31-28 win over Miami (11-of-15 for 111 yards), 20-33 for 246 vs. TB., and 9-17 with 2 TD's vs. G.B.

## College Career

At the University of Washington, he started 26 consecutive games and finished third in school history in total offense with 4,442 yards and TD passes with 32. He led his team to the Independence Bowl his final season with 1,739 yards through the air and 11 TD's. As a junior, he set a school record with 20 TD's and tied an NCAA record with four second quarter TD passes in a game against Stanford. He capped off a consistent college career which included 10 200-yard passing days by being honored as the Offensive Player-of-the-Game at the Senior Bowl.

## Notebook

Like many NFL quarterbacks, Chandler is a big-time golfer. He's actually good enough to be considered a scratch golfer which earns him invitations to many off-season tournaments. He once won a long drive contest at the Neil Lomax Quarterback Shoot-out by launching one 331 yards. He showed his leadership qualities early in college as he guided the Huskies of Don James to a 20-17 victory in the Freedom Bowl in only his fourth collegiate start as a sophomore. On the heels of this performance, he took over the reins the next season, boasting an 8-3-1 record as a junior and a berth in Sun Bowl. Chris is still a young but experienced 31 year-old. He has proved to be a quick study in the pro's just like he was in college. He became the youngest starting signal-caller in the NFL in '88. As a rookie, he broke into the Colts' lineup after just four weeks into his first season and posted a 9-4 record as the starter. The nine wins were the most by a Colt QB since Bert Jones captured 10 in 1977 and landed him on the All-Rookie team. This Economics degree holder was first traded to the Buccaneers from the Colts (who drafted Jeff George) in exchange for Tampa's first round pick in the '92 draft which they used on DL Steve Emtman (with the #1 overall selection). When Chris is looking for football advice all he has to do is turn to his father-in-law and former 49ers QB and 17 year NFL veteran John Brodie (1957-73). Brodie has helped his son-in-law with his mechanics and the mental side of the game. The close pair are golfing partners in the off-season.

## Personal

Christopher Mark received his given name by being born on Columbus Day on Oct. 12, 1965 in Everett, Washington. He was the ninth of ten children born into the Chandler household and he has 17 nieces and nephews. He excelled in three sports at Everett High, passing for 2,000 yards on the football field, averaging a conference-best 21.5 points on the hardwood, and batting .425 on the diamond as a catcher. In addition, this multi-talented athlete lettered in track with a 6-4 high jump and in golf. His accolades as a prep on the gridiron included being named a *Parade* All-America as he collected 49 passing TD's in his career. He is married to the former Diane Brodie, daughter of ex-49er QB John Brodie. Chris' brother, Greg, was a catcher in the San Francisco Giants organization in 1978. The Chandlers have two daughters, Ryann Mae (3/9/95) & Skye (born in '96) and reside in Palm Springs, Ca. in the off-season.

## Chandler's Career Statistics

Year	Team	GP/GS	Att	Comp	Comp%	Yds	Long	TD	Int.	Rate
1988	Ind	15/13	233	129	55.4	1,619	54	8	12	67.2
1989	Ind	3/3	80	39	48.8	537	82t	2	3	63.4
1990	T.B.	7/3	83	42	50.6	464	68t	1	6	41.4
1991	TB/Pho	9/5	154	78	50.6	846	45t	5	10	50.9
1992	Phoe	15/13	413	245	59.3	2,832	72t	15	15	77.1
1993	Phoe	4/2	103	52	50.5	471	27t	3	2	64.8
1994	Rams	12/6	176	108	61.4	1,352	72t	7	2	93.8
1995	Hou	13/13	356	225	63.2	2,460	76t	17	10	87.8
1996	Hou	12/12	320	184	57.5	2,099	63t	16	11	79.7
<b>NFL Totals:</b>		<b>90/70</b>	<b>1,918</b>	<b>1,102</b>	<b>57.5</b>	<b>12,680</b>	<b>82t</b>	<b>74</b>	<b>71</b>	<b>74.9</b>

## Chandler's Best Games

### Attempts

47 vs. Jacks (10-1-95)  
 46 @ Dal (11-14-93)  
 43 vs. T.B. (12-27-92)  
 43 @ Dal (9-20-92)  
 42 @ Pitt (9-29-96)  
 38 vs. Pitt (10-20-96)  
 38 @ K.C. (11-19-95)  
 38 @ Chi (10-22-95)

### Completions

28 @ Dal (9-20-92)  
 27 vs. Jacks (10-1-95)  
 27 @ Dal (11-14-93)  
 24 @ Pitt (9-29-96)  
 24 @ Chi (10-22-95)  
 23 vs. Pitt (10-20-96)  
 23 @ Cin (9-24-95)  
 23 vs. T.B. (12-27-92)

### Gross Yards

383 @ Dal (9-20-92)  
 352 @ Cin (9-24-95)  
 296 @ Chi (10-22-95)  
 280 vs. Den (11-26-95)  
 266 @ L.A. Rams (9-17-89)

261 @ Atl (11-15-92)  
 258 vs. Pitt (10-20-96)  
 251 vs. S.D. (12-6-92)  
 246 vs. T.B. (10-16-88)

### Completion Percentage

.909, 10-11 vs. Raid (11-13-94)  
 .885, 23-26 @ Cin (9-24-95)  
 .800, 16-20 @ Cle (11-5-95)  
 .769, 10-13 vs. Den (10-31-88)  
 .760, 19-25 @ Den (11-6-94)  
 .700, 21-30 @ Rams (11-15-92)

### Touchdowns

4 @ Cin (9-24-95)  
 3 @ N.O. (11-10-96)  
 3 @ Jacks (9-8-96)  
 3 vs. Den (11-26-95)  
 3 vs. S.F. (11-1-92)  
 2 (14 times)  
 1 (30 times)

### Net Yards

371 @ Dal (9-20-92)  
 350 @ Cin (9-24-95)  
 281 @ Chi (10-22-95)

280 vs. Den (11-26-95)  
 266 @ L.A. Rams (9-17-89)  
 246 vs. T.B. (10-16-88)  
 239 @ Atl (11-15-92)  
 237 vs. Pitt (10-20-96)  
 233 vs. T.B. (12-27-92)

### Long

82t @ L.A. Rams (9-17-89)  
 76t @ Pitt (12-3-95)  
 72t @ N.Y. Giants (10-11-92)  
 72t @ K.C. (9-25-94)

### Most Interceptions

4 @ S.D. (10-28-90)  
 3 (5 times)

### Fewest Interceptions

0 (41 times)

### Most Times Sacked

7 @ S.F. (11-18-90)  
 6 @ N.O. (10-20-91)  
 6 @ S.D. (12-6-96)

## Atlanta Awarded Super Bowl 2000!

In January of the year 2000 (after the 1999 season), Atlanta will roll out the red carpet for its second Super Bowl in the past six years (January, 1994). Once again, the spectacular Georgia Dome will be the site of the game to decide the NFL's first champion of the 21st century.

These Super Bowl sites have been selected through the year 2001 by the NFL's 30 owners:

January 25, 1998 ..... San Diego, CA  
 January, 1999 ..... Miami, FL  
 January, 2000 ..... Atlanta, GA  
 January, 2001 ..... Tampa, FL





### Last Season

Five-year veteran back Bob Christian was signed away from NFC West rival Carolina Panthers. This solid blocker and inside runner will try to use his proficient blocking skills and powerful running style to win the starting fullback job in '97. Christian was sidelined for the entire '96 season due to a torn right pectoral muscle (where it meets the shoulder) suffered in a preseason game with the Giants on August 23. He inked a three-contract with the Falcons on March 7.

### Pro Career

Christian was a major contributor to the Panthers in their inaugural season of '95. He scored the first-ever touchdown in franchise history with a 16 yard pass reception in the Hall of Fame game (7/29/95) in the preseason win. Bob also caught the first pass in team history with a six-yard grab against the Falcons in the season opener in the Georgia Dome. He went on to haul in a career-best four receptions for 53 yards, including a 23 yard long, against his present team. In starting 12 of 14 games, he established personal-bests with his 158 yards on 41 carries and 29 receptions for 255 yards. His first career TD came was a two-yard pass from Kerry Collins against Arizona. Against the Saints, Bob paced the team in rushing with 39 yards on six carries and added three catches of 43 yards for 82 total yards. In '94, Christian performed in the first 12 games of the season with the Bears before a sprained right MCL shelved him for the year. He was a key force on Chicago's special teams units in '93, finishing fourth on the club with nine tackles and a team-leading five stops inside the 20 yard-line. His season also included a personal-best 36 yard catch. In '92, he was in the Chargers' training camp before being waived on the final cutdown. He was picked up by Chicago and worked hard on the Bears' Practice Squad. It paid off as he was activated for the final two games of the season and he produced with three special teams tackles. His first summer in the pro's was spent in the Falcons and Chargers training camps.

### College Career

Bob left Northwestern as the school record holder in rushing yards with 2,643 (since broken). He collected the most all-purpose yards in a game in school

annals with 319 (220 rushing, 99 receiving) against Wisconsin. The 220 rushing yards on 42 carries were the third-best day of any Wildcat back ever. He was also a two-time Big 10 Offensive Player of the Week as a senior. His junior year included a single season school record of 1,291 yards with seven 100-yard games. He rushed for 413 yards as a sophomore playing in every contest. His freshman season was cut short due to a broken jaw suffered in his fifth collegiate game.

## Notebook

Christian's NFL career path has come full circle as he began in Atlanta as the club's 12th round draft choice in '91. He was released in the Falcons' summer camp after not amassing a single carry in the preseason (Keith Jones, Steve Broussard, Tony Smith would combine for 970 rushing yards for the season). Now, six years later, he's competing for a starting spot opposite Jamal Anderson in the Falcons' revamped offensive system. Bob takes his musical aspirations as seriously as his football. He's played the piano for over 20 years and also owns a trumpet and hammer dulcimer. He's tried different musical styles that had origins in the areas where he's played football like Chicago Blues and Appalachian folk music. Christian was among those rookies whose heads were shaved by Falcon veterans in the '91 training camp. Veteran linebacker John Rade provided Bob with his mohawk haircut which was quite a conversation piece for weeks. A devout Christian, Bob is a dedicated member of the Fellowship of Christian Athletes.

## Personal

Bob was a football, baseball and track stalwart at McCluer North High School in Florissant, MO. His parents, Jim & Kay, still reside in the suburbs of St. Louis and will be vocal Falcon fans when the team travels to play the Rams each season. This Electrical Engineer degree holder is the oldest in a family of three children.

### Christian's Career Statistics

Year	Team	GP/GS	Rush	Yds	Avg.	LG	TD	Rec	Yds	Avg	LG	TD
1992	Chi	2/0	0	0	0.0	0	0	0	0	0.0	0	0
1993	Chi	14/1	8	19	2.4	12	0	16	160	10.0	36	0
1994	Chi	12/0	7	29	4.1	8	0	2	30	15.0	21	0
1995	Car	14/12	41	158	3.9	17	0	29	255	8.8	23	1
1996	Car	Injured Reserve										
<b>Totals:</b>		<b>42/13</b>	<b>56</b>	<b>206</b>	<b>3.7</b>	<b>17</b>	<b>0</b>	<b>47</b>	<b>445</b>	<b>9.5</b>	<b>36</b>	<b>1</b>

### Christian's Best Games

Rushes	Yards	Receptions	Rec. Yards
6 vs. Ind (12-3-95)	39 at N.O. (11-26-95)	4 vs. St. Louis (9-17-95)	53 vs. Atl (9-3-95)
6 @ N.O. (11-26-95)	24 vs. Ind (12-3-95)	4 vs. Atl (9-3-95)	43 @ N.O. (11-26-95)
5 vs. T.B. (10-1-95)	20 @ T.B. (11-6-94)	4 vs. Den (12-18-93)	40 vs. Den (12-18-93)
4 (3 times)	19 vs. T.B. (10-1-95)	3 (5 times)	40 @ S.D. (11-14-93)



### Last Year

Mike was one of only two defensive players who started every game for the Baltimore Ravens in '96. Croel finished fourth on the team with 81 tackles and also contributed three QB sacks, two forced fumbles and an interception. He collared a team-high 11 tackles, a sack of QB Elvis Grbac, and a batted ball at San Francisco. Mike registered 10 tackles (5 solos) at Carolina and eight solo stops with a four-yard sack against Jacksonville. His key interception and 16-yard return late in the second quarter set-up a Matt Stover field goal in a 31-17 win over Pittsburgh.

### Pro Career

Croel has been a solid NFL starter in 84 of 90 games played during his career with three teams. He has a 25 consecutive games started streak as he heads into the '97 season with the Falcons. Mike has amassed a workman-like 479 tackles with 24 QB sacks and 11 forced fumbles. Croel was the fourth overall choice in the '91 draft with the Broncos and went on to win NFL Rookie of the Year and AFC Defensive Rookie of the Year honors with 10 QB sacks and four forced fumbles. He started every game for the next two seasons in Denver ('92-93), totaling 97 and a personal-best 110 tackles, respectively, in addition to five sacks each season. He played through a shoulder injury in the season opener in '94 and had 53 tackles. Mike signed with the Giants in '95 and started 14 of 16 games (9 straight to finish the year) before moving on to the Ravens.

### College Career

Mike was an All-America and consensus All-Big Eight selection as a senior at Nebraska. He closed out his collegiate career with 142 tackles, 12 sacks, 13 passes broken up and four blocked kicks. He was a semifinalist for the Butkus Award given annually to the best linebacker in the country. As a senior, he started at right outside linebacker and finished with 61 tackles, 5 sacks, 12 tackles for loss,

4 forced fumbles, and 5 passes defensed. As a junior in 1989, he was named honorable mention All-America and second-team All-Big Eight, finishing with 49 tackles, 4 sacks, 9 tackles for loss, 4 passes defensed, one interception, and one blocked kick.

### Notebook/Personal

Mike was one of the fastest defenders to come out of the draft in years in '91. He used this quickness off the corner to make a run at Leslie O'Neal's NFL rookie sack record of 12.5 but a sprained ankle and a fluke case of the chicken pox derailed him as he settled for 10. For his efforts, he was named to every NFL All-Rookie team. Croel is one of those few players who returned his first career interception for a touchdown as he went 22 yards at Green Bay in '93. Mike was an art major in college with an emphasis in design graphics and abstract painting. He has continued his love for the arts by hosting an annual affair. The "Mike Croel Art Show" originated in Denver and he displayed his works along with other artists in the area. His community interests have included serving as a spokesman for the Rocky Mountain Adoption Agency. Croel was an All-State and All-League choice at Lincoln-Sudbery (MA) High School as a tight end. He led his school to a streak of 25 straight victories over three seasons by averaging 29 yards on 19 catches with scores coming on a KOR, PR, and a free kick. He also was the leader in tackles on defense as a senior and on special teams with three blocked punts. As a sophomore, he captured the 100-meter title in the New England area with a blazing time of 10.07. A native of Detroit, MI, his wife's name is Cassandra.

### Croel's Career Statistics

Year	Team	GP/GS	Tckls	Solo	Sacks	INT	Yds	TD	FF	FR
1991	Den	13/10	84	55	10.0	0	0	0	4	0
1992	Den	16/16	97	66	5.0	0	0	0	2	1
1993	Den	16/16	110	79	5.0	1	22	1	1	2
1994	Den	13/12	52	29	0.0	0	0	0	1	0
1995	NYG	16/14	55	38	1.0	0	0	0	1	0
1996	Balt	16/16	81	56	3.0	1	16	0	2	0
<b>Totals:</b>		<b>90/84</b>	<b>479</b>	<b>323</b>	<b>24.0</b>	<b>2</b>	<b>38</b>	<b>1</b>	<b>11</b>	<b>3</b>

### Croel's Best Games

Tackles	Sacks	Interceptions
11 vs. Seattle (11/28/93)	2.5 vs. SD (9/13/92)	1 vs. Green Bay(10/10/93)
11 at SF (11/17/96)	2 vs. KC (11/17/91)	1 vs. Pittsburgh (12/1/96)
10 at Carolina (12/15/96)	2 vs. Seattle (11/28/93)	



### Last Year

Antone first stepped in as a starter at right tackle with an injury to Dave Richards in Week 4 at San Francisco. He returned full-time to the lineup in a Week 8 contest versus the Steelers and remained a starter for the rest of the season (10 starts). Davis' blocks helped Jamal Anderson to his first 1,000 yard rushing season of his career and the Falcons were the fifth-best rushing team in the League with a 4.44 yards per carry average. He was also responsible for the birds' passing game finishing #8 in the NFL with an average of 244 yards per game with 26 TD's. He was partly responsible for the birds recording 423 total yards against the Rams and 417 versus the Bengals.

### Pro Career

He has been a capable starter in 84 out of 94 NFL games during his six-year career. Davis was named to the All-Rookie team in '91 after starting 15 games and helping the Eagles running game to double their totals after mid-season. The Eagles finished 2nd in the League and 1st in the NFC in rushing with Davis as a 15 games starter in '92. Antone joined David Alexander as the only offensive linemen to start all 16 games. He made the switch from right tackle to left guard in a '94 shakeup of three O-line positions. Antone occupied the right tackle position in 14 starts for the '95 Playoff bound Eagles. He replaced Lester Holmes, who tore his medial collateral in his right knee against San Diego in Week 3, as the birds won nine of their last 12 games to finish second in the NFC East with a 10-6 mark.

### College Career

He was a consensus All-America and two-time All-SEC pick at Tennessee, joining All-American Charles McRae to provide the Volunteers one of the best tackle combinations in college. The prolific pair went on to be selected in the first round of the '91 draft. The Eagles swapped first round picks with the Packers on draft

day, moving up from 20th to 9th in order to acquire him, plus they surrendered their '92 first rounder. He successfully made the transition from defense to offense as a sophomore. After teaming with the likes of Chuck Smith and Chris Mims (#1 pick of Chargers) early in his career on defense, the daily practices in Knoxville were soon competitive between he and the talented pair of future high NFL selections. Antone completed the requirements for his degree in City Planning and is taking graduate courses in the off-season. He was awarded a Chancellor's Citation for his work in the Knoxville community. Davis has returned home to continue his pro career as this peach state product was born and raised in Fort Valley, Ga. Antone nominated one of his teachers at Fort Valley Middle School, Woody Freeman, who had a profound influence on his life. As a result, Freeman won the NFL's Teacher-of-the-Month Award for December of 1993.

### Notebook

Antone paved the way for his third different runner to gain 1,000 yards in his six seasons in the NFL with Anderson's 1,055. In '95, Ricky Watters of the Eagles churned out 1,273 yards (#4 in NFL) on the ground while Herschel Walker gained 1,070 in '92. Of course, in college at Tennessee, Davis opened holes for Chuck Webb (1,236 yds in '89), Tony Thompson (1,261 in '90) and the duo of James Stewart (939) and Aaron Hayden (704) in '91. Tennessee won two SEC championships when Davis was there (1989 at 11-1 and 1990 at 9-2-2). He also won three Bowl games – the Peach (over Indiana), the Cotton (over Arkansas) and Sugar (over Virginia).

### Personal

A Peach County (GA) High School graduate, Antone welcomed a return to his home state by signing with the Falcons in '96. The youngest of seven children, he was a three-year letterwinner in football. Antone has been very active in the community during his tenure in the League with his involvement in the Big Brothers/Big Sisters program, American Cancer Society, and a 'Just Say No To Drugs' campaign for the New Jersey State Police Department. He and his wife, Carrie, became proud parents of a baby girl, Cailyn Marie, in the spring of '97.

### A. Davis' Career Games Played/Started

**Career Totals:** 94/84

**Regular Season:** 1991 (Phil 16/15), 1992 (Phil 15/15), 1993 (Phil 16/16), 1994 (Phil 16/14), 1995 (Phil 15/14), 1996 (Atl 16/10)

**Playoffs:** 1992 (2/2), 1995 (2/2)



**50**

**PASCHALL DAVIS**  
**SNAPPER/LB • 6-2 • 234**  
**3rd Season • Texas A&M**  
**(Kingsville)**  
**Born 6-5-69 • Bryan, TX**  
**Acq: UFA - St. Louis (3-5-97)**

### Last Season

Paschall (pronounced PASS-kul) performed all the snapping duties for the Rams in 11 games. Davis also finished fourth on the team in special teams tackles with 11. His accurate snaps allowed K Chip Lohmiller to record a career-high 84% of his field goals by making 21 of 25 attempts. He was also partly responsible for P Sean Landeta having a productive year as he ended up with the second-best gross punting average in the NFL at 44.76. His '96 season also saw him register 19 tackles and six special teams stops in the spring for the 5-5 Amsterdam Admirals of the World League.

### Pro Career

Davis was signed by the Broncos in '92 as a college free agent. After being released in training camp he played two seasons in the Canadian Football League with the Sacramento Gold Miners ('93) and Shreveport Pirates ('94). For the Gold Miners, he intercepted two passes from his linebacker position, returning one for a touchdown, and recovered a fumble. He broke into the NFL with the Rams in '95, appearing in three games.

### Notebook/Personal

Paschall's pro experience has included playing in 60 total games in three different leagues. He's played in the CFL (36 games), NFL (14 games) and the World League (10 games) with the Amsterdam Admirals in '96. He has proven to be a solid contributor on special teams wherever he's performed. For example, he led the CFL's Pirates in special teams tackles with 22 one year. A second-team All-Lone Star conference linebacker at Texas A&M Kingsville as a senior, Paschall played two seasons for the Javelinas after transferring from Trinity Valley Junior College. He joins other Javelina alumni into the pro's like Darrell Green, John Randle and Earl Dotson. Paschall Federall was born in Bryan, Texas and lettered in four sports – football, track, basketball, and baseball at Hearn High School.

### P. Davis' Career Games Played/Started

**Career Totals:** 14/0

**Regular Season:** 1995 (St. Louis 3/0), 1996 (St. Louis 11/0)

**SCOTT DAVIS****GUARD • 6-3 • 292****5th Season • Iowa****Born 1-29-70 • Glenwood, IA****Acq: UFA – NYG (6-16-97)****Last Season**

Scott played mainly behind starting right guard Ron Stone for Dan Reeves in New York in '96. With an injury to Brian Williams, Davis was activated to back-up Adam Schreiber at center for two games against the Eagles and Dolphins but did not play.

**Pro Career**

Davis broke into the NFL in '93 as a 6th round draft pick of the Giants. He became a starter (at right and left guard) in four games in his second season. With the release of William Roberts, Davis was slated to start at left guard. But a knee injury in a August 11th preseason vs. NO ended his season. Scott was placed on Injured Reserve (8-22) after tearing ligaments in his left knee. He fought back to make the Giants roster for all 16 games in '96, dressing for two and being inactive for the other 14.

**Notebook/Personal**

A team captain and starting left tackle for the Iowa Hawkeyes, he earned All-America honorable mention honors and All-Big 10 conference recognition in '92. He finished second on the team with a 71% grade for blocking consistency that senior season for coach Hayden Fry. During his junior year as a starter, Davis was on a line that allowed only 11 sacks all season and averaged 177.3 rushing yards per contest. He was a sophomore starter on a Iowa team which rushed for a single-season school record 2,699 yards. As a freshman, he played in every game with nine starts, including the last seven at left guard. Scott was an All-American choice by the *Sporting News* at Glenwood (Iowa) High School. He totaled eight QB sacks as a senior on the other side of the ball as a linebacker and even was the team's long snapper. Davis was "Mr. Reliable" on the football field never missing a practice or game in HS. He recorded the second best throw in the nation in the shot put with a heave of 64-1. Scott won the Drake relays in both shot & discus and also the state title in both. "Scooter" was also a solid force in the paint on the school's basketball team as the leading rebounder. An Exercise Science major at Iowa, this avid deep sea and freshwater fisherman once caught a 30-pound Barracuda in the Bahamas while vacationing in the spring of '94.

**S. Davis' Career Games Played/Started****Career Totals:** 19/4**Regular Season:** 1993 (NY Giants 4/0), 1994 (NY Giants 15/4), 1995 (NY Giants, Injured Reserve), 1996 (NY Giants 0/0)

## DOWNNS



**45**

**GARY DOWNS**  
**RUNNING BACK • 6-1 • 212**  
**4th Season • N.C. State**  
**Born 6-6-72 • Columbus, GA**  
**Acq: FA - N.Y. Giants (3-17-97)**

### Last Season

Gary replaced injured WR Amani Toomer on the Giants roster on October 31 and went on to play in six games with one start for Head Coach Dan Reeves. When injuries in the Giants backfield felled Rodney Hampton (knee) and Tyrone Wheatley (ankle) during the Saints game in Week 15, Reeves turned to Downs. He responded with a career-high 42 yards on seven rushes with a long of 27 yards to help the Giants defeat the Saints. The following week Downs bested that performance with a new personal-high of 52 yards, including 40 in the first half, as New York jumped out to a 22-0 lead against AFC Champion New England.

### Pro Career

A third round draft choice of the Giants in '94, he played in 14 games as a rookie, mainly on special teams and in third down situations. Gary finished with 51 yards on 15 carries and caught two passes for 15 yards. The next season saw him in a crowded backfield with the addition of Herschel Walker to a group that already included a 1,000 yard rusher in Hampton and a promising #1 pick in Wheatley. He was claimed off waivers by the Broncos after the final cutdown and played the '95 season in Denver. He saw his first action of the season on special teams in Week 15 after being on the team's inactive list for 14 games and also played in the season finale.

### College Career

When his career at North Carolina State was over Gary would leave his name in the school record book as the 10th best rusher ever with 1,642 yards. He would also rank third in rushing touchdowns with 23. To close out his fine career, Downs gained 937 yards and scored nine TD's on 186 carries as a senior to be named first-team All-ACC and third-team All-America. He wrapped up his senior season with 102 yards on 13 rushes and four catches for 34 yards against Michigan in the Hall of Fame Bowl.

### Notebook/Personal

Before Gary was re-signed by the Giants last October, he was working out at an Atlanta gym and helping to coach a junior high team in the area. This former All-State of Georgia runner at Spencer H.S. in Columbus racked up 683 yards on 100 carries in the wishbone as a senior. He scored three touchdowns on offense and

## DOWNS/EMANUEL

picked off a pass and went 95 yards for a score on defense to garner Spencer High's Golden Helmet Award as team MVP. This won't be Gary's first taste of playing in Atlanta. He ran for 63 yards and a score versus East Carolina in the '92 Peach Bowl for N.C. State at old Fulton County Stadium. In the All-American Bowl against Southern Miss in '91, he also tallied a rushing TD. His collegiate debut was successful as he scored two TD's in his very first game. To stay in shape for football, Downs was a sprinter on the Wolfpack track team. As a prep, he placed second in the 100-meter high hurdles at a Junior Olympics national track meet. He was a member of the National Honor Society in high school and was on the Academic All-ACC honor roll in college. He is a student of Metaphysics and Sho Do Kahn karate which he explains helps his flexibility and concentration for football. His father, Gary, Sr., played college ball at North Carolina Central.

### Downs' Career Statistics

Year	Team	GP/GS	Rush	Yds	Avg.	LG	TD	Rec	Yds	Avg	LG	TD
1994	Giants	14/0	15	51	3.4	8	0	2	15	7.5	10	0
1995	Den	1/0	0	0	0.0	0	0	0	0	0.0	0	0
1996	Giants	6/1	29	94	3.2	27	0	3	20	6.7	13	0
<b>Totals:</b>		<b>21/1</b>	<b>44</b>	<b>145</b>	<b>3.2</b>	<b>27</b>	<b>0</b>	<b>5</b>	<b>35</b>	<b>7.0</b>	<b>13</b>	<b>0</b>

### Downs' Best Games

Rushes	Yards	Receptions	Rec. Yards
22 vs. N.E. (12-21-96)	52 vs. N.E. (12-21-96)	2 vs. N.O. (12-15-96)	15 vs. N.O. (12-15-96)
7 vs. N.O. (12-15-96)	42 vs. N.O. (12-15-96)	1 vs. Det (10-30-94)	10 vs. Minn (10-10-94)
7 @ Dal (11-7-94)	28 @ Dal (11-7-94)	1 vs. Dal (11-24-96)	5 vs. Dal (11-24-96)
3 vs. Det (10-30-94)	8 vs. Det (10-30-94)	1 vs. Minn (10-10-94)	5 vs. Det (10-30-94)



**BERT EMANUEL**

**WIDE RECEIVER • 5-10 • 180**

**4th Season • Rice**

**Born 10-26-70 • Houston, TX**

**Acq: D2 '94 (45th)**

### Last Year

Bert produced another stellar season in '96 which consisted of career-highs in receptions with 75 (team-high) and touchdowns with 6, despite missing two complete games. Emanuel was just 79 yards shy of his second straight 1,000 yard season, finishing with 921. He totaled 3 100-yard games and 8 games with 5 or more receptions. He was the team's leading pass catcher in a game seven times in '96. His season began quickly as he hauled in a team-high nine receptions for

# EMANUEL

---

116 yards in the home opener against Minnesota. After grabbing another nine passes (for 93 yards) the next week versus Philly, he pulled his hamstring against SF and was inactive for two games. He returned in a big way, hauling in a team-best eight receptions for 71 yards at Dallas. Bert's other top games included a team-high nine catches for a personal-high 173 yards vs. St. Louis, and a team-best eight receptions for 76 yards vs. New Orleans.

## Pro Career

In 46 games played through three seasons, he's amassed 195 receptions for 2,609 yards with 15 TD's. In the draft class of '94, he trails only Isaac Bruce (224-3,391) in terms of production. Emanuel is the eighth most prolific receiver EVER in the category of most catches the first three seasons of a career. With his eight career 100-yard games, he stands tied for fifth place already on the Falcons' all-time charts. Bert reached 100 career catches in Week 13 at Arizona in '95 and enjoyed his first 1,000-yard receiving season in only his second year on the job. His '94 rookie season saw him collect the second most catches by any first-year player in the League with his 46 receptions.

### Most Catches First Three Seasons, NFL History

Isaac Bruce, Rams	224
Andre Rison, Colts/Falcons	215
Sterling Sharpe, Packers	212
Tom Fears, LA Rams	212
Gary Clark, Redskins	202
Art Powell, Raiders	200
Jerry Rice, 49ers	200
<u>Bert Emanuel, Falcons</u>	<u>195</u>

## College Career

As a senior, he was an All-American choice by *Football News*, completing 118-of-204-passes (57.8%) for 1,521 yards and 12 TD's. His 12 TD tosses tied Randy Hertel ('78) for third on Rice's season record chart behind Michael Calhoun and Tommy Kramer with 21. He finished second on the team's rushing charts with 476 yards and four scores on 144 carries. His best game as a runner was a 105-yard effort on 15 totes with one score against SMU that also included a pair of TD passes. He left as the school's seventh all time leading passer. In 1992, Bert was a consensus All-SWC selection, being named the Conference's "Newcomer-of-the-Year." Bert moved into the starting quarterback slot the third game of the year and finished 4th in the nation in QB efficiency at 139.2. The agile runner set a Rice record for QB's with 680 yards and seven TD's on 163 carries (4.2 avg).

## Notebook

This college quarterback was converted to wide receiver during Senior Bowl practices in Mobile, Ala. and raised the eyebrows of scouts with his play all week. His numbers over the last three seasons have helped him shed that "QB turned WR" label to the point where he's just considered an outstanding NFL wide out. He has a cousin, Aaron Emanuel, who played running back for the New York Giants. He competed for the quarterback position in the post-Troy Aikman era with fellow freshman Tommy Maddox in a pro style offense under Head Coach Terry Donahue at UCLA. Donahue picked Maddox and Emanuel transferred to Rice to carve out his own niche as a top flight college QB. Before leaving UCLA, he set new school quarterback records with a 36 1/2" vertical, 41" three-step vertical, 10.42 horizontal and 31' triple-horizontal leaps. An all-around athlete, he was a Major League prospect as a outfielder. He was chosen by the Toronto Blue Jays out of high school and the Pittsburgh Pirates in June of '92.

## Personal

Bert was labeled "the best QB in the Longhorn state" by *Texas Football Magazine*, accounting for 5,240 total yards (2,185 rushing & 3,055 passing) with 55 TD's (18 rushing, 37 passing) at Langham Creek (Texas) High School. He was so highly regarded throughout the country that he was named to *USA Today's* high school All-America second team. On the basketball court, he averaged a solid 15.4 points a game and 6 rebounds. He flashed his pro potential as a pitcher and center fielder on the baseball team. Bert grew up in a very close family with his father, Ervin, a Director of Flight Safety at NASA, and mother, Marilyn, a Marketing Manager for Talent Tree, as his role models. He first realized how fast he really was in grade school when he beat the rest of his class in the 100-yard dash by 25 yards, wearing warm-up pants. Bert has one sister and a brother, and he and his wife, Teri, have two daughters, Sydni Brook, and Cortni. Emanuel owns a Business degree.

### Emanuel's Career Statistics

Year	Team	GP/GS	Rec.	Yards	Avg.	LG	TD	Rush	Yds.	Avg	LG	TD
1994	Atl	16/16	46	649	14.1	85t	4	2	4	2.0	2	0
1995	Atl	16/16	74	1,039	14.0	52	5	1	0	0.0	0	0
1996	Atl	14/13	75	921	12.3	53	6	0	0	0.0	0	0
<b>Totals:</b>		<b>46/45</b>	<b>195</b>	<b>2,609</b>	<b>13.4</b>	<b>85t</b>	<b>15</b>	<b>3</b>	<b>4</b>	<b>1.3</b>	<b>2</b>	<b>0</b>

### Emanuel's Best Games

Receptions	Yards	Long	TD's
9 vs. St. Louis, 12-15-96	173 vs. St. Louis, 12-15-96	85t vs. Ariz, 12-24-94	2 at T.B.,
9 vs. Phil, 9-22-96	136 vs. Ariz, 12-24-94	53 vs. St. Louis, 12-15-96	10-22-95
9 vs. Minn, 9-8-96	121 @ T.B., 10-22-95	52 vs. N.E., 10-1-95	
9 @ T.B., 10-22-95	116 vs. Minn, 9-8-96	50 @ St. Louis, 11-10-96	
9 vs. S.F., 10-16-94	109 @ St. Louis, 11-10-96	49 @ N.O., 9-17-95	



## **ROMAN FORTIN**

**CENTER • 6-5 • 297**

**7th Season • San Diego St.**

**Born 2-26-67 • Ventura, CA**

**Acq: Plan B FA – Det (3-31-92)**

### **Last Season**

Roman was the "man in the middle" for all 16 games for the third straight season. His key blocks enabled the birds to amass 300 yards worth of offense in 11 games, eclipse 100 rushing yards 8 times, 250 yards passing in 7 games and two or more TD's in a game 14 times. Fortin opened up holes for Jamal Anderson's 1,055 yards, including three 100-yard games, and time for Bert Emanuel's three 100-yard receiving games. Also, Anderson's 4.55 rushing average was second only to Barry Sanders among NFL runners and the 4.44 overall average was fifth-highest in the League. His adept pass protection allowed the Falcons to finish #8 in the League through the air with an average of 244 yards per contest and 26 passing TD's.

### **Pro Career**

Fortin has been consistent throughout his years in Atlanta, building up a streak of playing in 96 consecutive games (80 in Atlanta) and starting 47 of the last 48 games. He's blocked for two 1,000 yard rushers (Anderson, Craig Heyward) and three 1,000 yard receivers since taking over the center position in '94. He also helped Erric Pegram gain 1,185 yards in '93. In '95, he was big reason the Falcons set an NFL record with four different players each gaining over 1,000 yards. His career in Atlanta began as a reserve after coming over from the Lions as Plan B free agent. He performed at seven different positions in '93 season (C, LG, RG, LT, RT, TE, and blocking fullback in short yardage situations) before winning a starting slot in '94. After spending his first season in the pro's on IR, he competed in every game in Detroit, including its Playoff run of 1991 to the NFC Championship game at Washington.

### **College Career**

Fortin's college career included a stretch where he started 29 straight games for the Aztecs of San Diego State. As a senior, he manned the line that helped San Diego State establish a school mark with 5,610 yards of total offense with QB Dan McGwire. The All-WAC honoree recorded six pancake blocks as the Aztec offense rambled for 659 yards in a 38-27 defeat of Utah. He was a big reason Paul Hewitt recorded 2 1,000 yard rushing seasons.

### **Notebook**

Fortin's first training camp with the Falcons in '92 got off to a rocky start as a

grease fire in his kitchen caused second-degree burns on his legs. He missed most of camp and a chance to compete for the starting center position. He did manage to notch his first NFL start but it came at tight end at Buffalo as the birds lined up in a two tight end set. The year got worse for Fortin as he lost a close friend and former Lion teammate Eric Andolsek, who was killed in an accident. Roman remains friends with Mike Utley, who was paralyzed from the neck down in a Lions game in '91. He is only the fourth starting center in the last 27 years for the birds. He has a penchant for working out and is one of the earliest Falcons to take over the weight room each off-season.

## Personal

By looking at the bulky 300 pounder, you wouldn't believe Fortin was the starting quarterback at Ventura (CA) High School for three seasons. He was moved to tackle at San Diego State after beginning his college career as a tight end at Oregon State. He and his wife, Kathleen, met at an eighth grade Pop Warner football game as she was one of the team's cheerleaders. Roman is a landlord of apartment complexes near Hartsfield Airport. The Fortin family consist of five children: Roman Jr. (7), Dillon (6), Simone (4), Brandon (2), and Turner Dane (1). Coming out of college, Roman weighed 270 pounds and now in his 7th NFL season has bulked up to nearly 300 pounds. His prized possession is a classic, green 1967 Corvette roadster. This WAC all-academic choice holds an Accounting degree from San Diego. His brother, Troy, is a chiropractor in Atlanta.

### Fortin's Career Games Played/Started

**Career Totals:** 96/51

**Regular Season:** 1991 (Det 16/2), 1992 (Atl 16/1), 1993 (Atl 16/1), 1994 (Atl 16/16), 1995 (Atl 16/15), 1996 (Atl 16/16)



With the idea of supporting area programs dedicated to helping young people, owner Rankin M. Smith, Sr. formed the Atlanta Falcons Youth Foundation, a non-profit charitable program. Since its inception in 1985, over 100 area and state of Georgia children's charities have benefited from the grants of the Foundation. The Foundation's purposes are to positively impact and improve the quality, methods, and needs of organizations that work with children. It's there to offer financial support to help these charities meet physical, social and emotional needs of area young people. The Foundation also grants the Whitey Zimmerman Memorial Scholarships, in

honor of the Falcons' first Equipment Manager, to four High School seniors who have served as student managers. The Falcons host a variety of events to support the Foundation, including the Kickoff Luncheon, the Dan Reeves/Whitey Zimmerman Golf Classic, and in May the first annual "Run for the Kids" 10 K Road Race was held at the Georgia Dome.



### Last Season

Harold was the St. Louis Rams' second leading rusher behind a year ago for Head Coach Rich Brooks with 523 yards and a team-best 4.1 rushing average. Green scored a career-high four rushing TD's to tie for the team-high with Lawrence Phillips. He was third on the team with 37 receptions for 246 yards and one score, second-highest totals in his career. He registered his ninth 100-yard game of his career and tied for team-lead with 106 yards on 13 carries against the Falcons with two TD's to earn a game ball. In a start against New Orleans, he received an offensive game ball from coaches when he led the team with 20 carries for 65 yards and scored the game-winning TD, while also hauling in two passes for 31 more yards. He also produced eight of the team's 15 first downs, including five third down conversions. Harold averaged 5.9 yards per carry with a team-best 65 yards on 11 carries vs. Chicago.

### Pro Career

Green is a veteran of 102 NFL games with 80 starts in his background in six seasons in Cincinnati and St. Louis. Drafted in the second round (38th overall) in '90, he started nine of 12 games played and finished with 353 yards. Harold doubled his output the following season with 731 yards in 14 games. His breakout year came in '92 when he was voted to the Pro Bowl with a strong 1,170 rushing yards (4.4 avg.) and 41 receptions for 214 more yards for a combined all-purpose total of 1,384 yards. His season also included an 190 yard rushing game. He recorded his 1,000th carry and 4,000th yard (against Atlanta) last year. Green's career in Cincinnati totaled 3,727 yards with 8 TD's plus 1,004 receiving yards.

### College Career

He finished second all-time behind former Heisman Trophy winner George Rogers on South Carolina's all-time charts with 3,005 yards. Green tied Rogers

for most career rushing touchdowns with 33. An honorable mention All-America at South Carolina as a senior, he gained 989 yards his final season in '89. Harold established a school record with 16 rushing TD's as a junior. His 102 points scored was tied for the eighth-best mark in the nation. In his other college seasons he picked up 565 yards as a junior, 950 as a sophomore and 388 during his freshman campaign.

### Notebook/Personal

Green will be reunited with Harold grew up in a military family so he lived in three countries as a child; Panama, Japan and the United States (born in Sacramento, CA). His father, Harold, Sr., is a retired Master Sergeant from the U.S. Air Force. For the first time in his pro career his family will be able to see him play more often now that he is back in the South. He resides in Ladson, SC. in the offseason. Harold was an All-America, All-South, All-State, two-time All-Conference and All-Low Country selection at Stratford High School in Goose Creek, SC. He was named South Carolina's Class 4A "Back of the Year" and conference Offensive Player of the Year as a senior for rambling for 2,203 yards with 30 TD's. His three-year prep career totals read 4,411 yards and 54 TD's.

Green's Career Statistics												
Year	Team	GP/GS	Rush	Yds	Avg.	LG	TD	Rec	Yds	Avg	LG	TD
1990	Cinc	12/9	83	353	4.3	39	1	12	90	7.5	22	1
1991	Cinc	14/10	158	731	4.6	75t	2	16	136	8.5	18	0
1992	Cinc	16/15	265	1170	4.4	53	2	41	214	5.2	16	0
1993	Cinc	15/15	215	589	2.7	25	0	22	115	5.2	16	0
1994	Cinc	14/11	76	223	2.9	22	1	27	267	9.9	34	1
1995	Cinc	15/15	171	661	3.9	23t	2	27	182	6.7	24	1
1996	Rams	16/5	127	523	4.1	35t	4	37	246	6.6	19	1
<b>Totals:</b>		<b>102/80</b>	<b>1095</b>	<b>4250</b>	<b>3.9</b>	<b>75t</b>	<b>12</b>	<b>182</b>	<b>1250</b>	<b>6.9</b>	<b>34</b>	<b>4</b>

Green's Best Games			
Rushes	Yards	Long	TD's
31 vs. NE (12-20-92) 26 @ Buff (10-21-91) 25 @ Chi (11-8-92)	190 vs. NE (12-20-92) 141 @ Buff (10-21-91) 135 @ Clev (9-15-91)	75t @ Dall (10-13-91) 53 vs. NE (12-20-92) 52 @ Sea (9-6-92)	2 vs. Atl (11-10-96) 1 Ten times (Last at NO 12-1-96)
Receptions	Yards	Long	TD's
7 @ SF (12-5-93) 7 @ NYG (11-21-93) 7 @ Hou (10-25-92)	57 vs. Phil (12-24-94) 40 @ NYG (11-21-93) 38 vs. Chi (9-1-96)	34 vs. Hou (11-13-94) 26 vs. Phil (12-24-94) 24 @ TB (10-8-95)	1 vs. SF (10-6-96) 1 vs. Clev (10-29-95) 1 @ SD (9-11-94)



## TRAVIS HALL

DEF. TACKLE • 6-5 • 288

3rd Season • BYU

8-3-72 • Kenai, AK

Acq: D6, '95 (181st)

### Last Season

Travis made a meteoric rise from a reserve with only three plays of pro experience under his belt to a big-time contributor in his second season. Hall earned a starting spot in training camp and went on to finish second on the team in tackles with 98 despite missing two games. The 98 tackles represented the most stops by a Falcons defensive lineman since Moe Gardner tallied 128 in '93. Hall was also second on the team in QB sacks with 6, QB pressures with 26, and forced fumbles with a pair. His 54 solo tackles were third-best on the team behind only Jessie Tuggle and Cornelius Bennett. He led the team in tackles with a personal-best 14 and trapped Rodney Peete to record two QB sacks against Philadelphia in only his third NFL start. In a Week 6 contest with Houston, he collared 9 solo stops out of his 12 total tackles. In Week 7, he was victimized when Cowboys' Erik Williams intentionally rolled his legs behind to cause a high ankle sprain that took weeks to heal. He added 10 tackles and three QB pressures against San Francisco. His other big plays included a tipped Elvis Grbac pass that was intercepted by Chuck Smith, a sack and forced fumble on Doug Nussmeier, a sack and fumble recovery (on different plays) on Tony Banks, and a sack of Mark Brunell and Kerry Collins. Hall had to undergo left thumb surgery on Dec. 26 for an injury in the season finale.

### Pro Career

In his first NFL start at Carolina, Travis recorded his first QB sack by nailing Collins and forcing a fumble in the first quarter. Travis' first NFL season was spent learning behind the deepest Falcons defensive front in the past couple of seasons (Tackles Geathers, Holt, Gardner). He was active for one game against Detroit in Week 10. Travis made the final roster by recording 9 tackles (7 solo) in the last three preseason contests.

### College Career

A Super Sleeper Team and All-Western Athletic Conference first team choice by the *NFL Draft Report*, Hall started all 13 games at right defensive end for the Top 20 ranked Cougars in '94. Travis recorded 61 tackles (38 solo), 8 sacks, 19 QB pressures, and 13 stops for losses. Despite playing on the line, he still managed to lead the team with 10 pass deflections, while corraling an interception and recovering two fumbles. One of his best all-around games came in a 13-12 win over Hawaii when he recorded 3 solo tackles, 3 QB pressures, deflected 3 passes, intercepted a pass to set up a score, and forced 3 fumbles, earning WAC Defensive Player-of-the-Week honors.

### Notebook

Travis received the ultimate compliment when his jersey number 78 was retired at West Jordan (Utah) High School in May. Hall forged the work ethic that built him into an NFL starter in the wilderness of Alaska. The landscape of his hometown of Kenai, Alaska (150 miles south of Anchorage) resembles the television show "Northern Exposure." This real life "Northern Exposure" character chopped wood to help heat his home and hunted game for food. *"There was an old wood burning stove and you either fed it or froze,"* Hall said. Often times he had to work his way through snow up to his knees to find fuel. As far as food, moose meat was the staple. *"My father had a saying: 'Moose meat and firewood build athletes. I have to say that it helped build strength and work ethic.'"* His 'other' interests included salmon fishing, riding horses, and camping. Travis worked his way up from being the 245th player selected overall in '95 to logging time in just three plays as a rookie to becoming a force on the Falcons D-line in '96. When Pierce Holt, Chris Doleman and Jumpy Geathers departed Atlanta in the '96 off-season, an opportunity was created for Hall. By living in the team's weight room he gained 15 pounds of muscle but didn't lose his trademark quickness. He seized the opportunity and became a starter in training camp. Travis created a move (with an arm and drag technique) that teammates dubbed, "The Mormon Maneuver," which proved to be an effective pass rush move. Hall became only the sixth native Alaskan to ever play in the NFL and there are only three current players in the League from the 49th state (before '97 season).

### Personal

Travis' athletic ability can be traced to his father, Mark Hall, who played center and every defensive position except safety at the high school level. Travis played prep sports in Utah while he was staying with his mother, Judy Crockett. One of his summer jobs while with his father in Alaska was working on commercial fishing boats. At West Jordan High, Hall was named an All-State selection by the *Salt Lake Tribune/Desert News* as a senior. He boasted a perfect 4.0 GPA his last prep season and a 3.76 as a junior, earning Academic All-State honors. He won a medal in hockey at the 1989-90 Utah Winter Games for a junior club team. He even found time to play in a hockey league in his spare time after the football season at BYU. The former Geography major took up the hockey sticks again last year, competing in pickup games at the Atlanta Ice Forum, in Duluth, Ga. His team captured the division title in a game played at the Omni in downtown Atlanta. He and his wife, Tonya, have one son, Austin, who was born on Jan. 26, 1996.

### Hall's Career Statistics

Year	Team	GP/GS	Tckls	Solo	Sacks	Yds	Press	FF	FR	BB
1995	Atl	1/0	0	0	0.0	0	0	0	0	0
1996	Atl	14/13	98	53	6.0	24	26	2	1	0
<b>Totals:</b>		<b>15/13</b>	<b>98</b>	<b>53</b>	<b>6.0</b>	<b>24</b>	<b>26</b>	<b>2</b>	<b>1</b>	<b>0</b>

### Hall's Best Games

Tackles	Sacks	Pressures	Forced Fumbles
14 vs. Phil (9-22-96)	2 vs. Phil (9-22-96)	4 @ Det (10-6-96)	1 @ N.O. (12-8-96)
12 vs. Hou (10-13-96)	1 (4 times) - most recently vs. Jax (12-22-96)	4 @ S.F. (9-29-96)	1 @ Car (9-1-96)
10 vs. S.F. (12-2-96)		4 vs. Phil (9-22-96)	
9 vs. Minn (9-8-96)			

# HAYNES



**82**

**MICHAEL HAYNES**  
**WIDE RECEIVER • 6-0 • 184**  
**10th Season • N. Arizona**  
**Born 12-24-65 •**  
**New Orleans, LA**  
**Acq: UFA — NO (6-7-97)**

## Last Season

The Falcons re-acquired one of the most dangerous long distance threats in the NFL with the addition of Michael Haynes. Haynes returns to the Falcons after spending the last three seasons with the rival Saints. In New Orleans in '96, he caught 44 passes (second on team) while leading the club with 786 receiving yards and a 17.9 per catch average. In playing all 16 games with 10 starts, Michael put together two 100-yard receiving games while recording 11 catches of 25 yards or more and 15 of 20 yards or more. Haynes hauled in five passes for 156 yards with receptions of 47, 46, and 31 yards at Cincinnati. The 156 yards was the fourth highest total of his career and also tied for the seventh most yards ever by a Saint. At Baltimore, he caught a game-high six passes for 94 yards with a 31-yard scoring catch to tie the score in the fourth quarter. Michael grabbed a team-high five receptions for 121 yards, including a 50-yard TD catch against San Francisco. He tied for the team-lead with six receptions for 79 yards, including a long catch of 29 at Atlanta.

## Pro Career

Haynes' highly productive career began as a seventh round draft choice of the Falcons in '88. Michael played in 72 games through six seasons in Atlanta and caught 254 passes for 4,066 yards for a 16.0 average with 33 touchdowns. His 254 receptions as a Falcon rank him 6th on the club's all-time charts, while his 4,066 yards is 4th-best, and his 33 TD's are the 3rd-most in team history. For the Saints, he caught 77, 41, and 44 passes, respectively, in three seasons for 2,368 yards with 13 TD's. He led the entire NFL in yards per catch with a 22.4 average in '91 and over two seasons from '91-'92 also paced all receivers with a 19.7 average. His nine year NFL totals heading into the '97 season read 416 receptions for 6,434 yards with 46 TD's and an impressive per catch average of 15.5.

## Year-by-Year

**1995:** He started 15 of 16 games and finished fourth on the Saints with 41 catches, third with 597 receiving yards and first with a 14.6 yard average.

**1994:** In Michael's first season in New Orleans he caught a career-high 77 passes, which was the third-highest single-season total in Saints history. His 985 receiving yards paced the team and was 11th highest in the NFC. With Quinn Early's 82 catches, the pair caught the most passes ever by a Saint receiving tandem.

**1993:** He was third on the Falcon charts with 72 receptions while his 778 yards ranked second. His only 100-yard receiving game of the year was huge as he

hauled in seven passes for 182 yards against the Saints. His 98-yard TD bomb from Bobby Hebert in that game was the longest in team history.

**1992:** His 10 TD receptions were the fourth-best mark in the NFL. Haynes scored on a 89-yard TD catch at Washington and caught five passes for 113 yards at Tampa Bay. For the second straight year, he and Andre Rison scored the most TD's by a wide receiver tandem with 21.

**1991:** He played a big role in helping the Falcons get to the playoffs by leading the NFL in yards per catch at 22.4. He registered a career-high of 1,122 receiving yards on 50 catches with a career-best 11 TD's. Michael tied a club record with five 100-yard receiving days with his best coming against the Saints with 187 yards and an 80-yard TD. He also recorded five receptions for 148 yards with two TD's at Dallas. He turned a seven-yard hitch into an exciting 61-yard race to the endzone to defeat his hometown Saints in New Orleans in the first round. His average per touchdown catch was an eye-opening 44.9 yards per catch. He and Rison combined for a league-leading 23 TD's.

**1990:** His 31 passes for 445 yards included a 60-yard reception in 13 games played.

**1989:** Haynes caught 40 passes for 681 yards in 11 starts. He totaled a personal-high 190 yards, including a 72-yard TD catch at Washington.

**1988:** As a rookie, he averaged 17.8 yards per catch and four of his 13 catches went for touchdowns. He grabbed game-winning passes vs. Philadelphia and Tampa Bay.

### **Notebook**

One of the most popular Falcons returned to Atlanta a week after being released by the Saints (on May 28). Michael met with Coach Reeves on June 5 and came away with a strong opinion. *"I was really impressed with Coach Reeves when I met and talked to him. I made up my mind then that this was the place for me. It feels good to be home!"* Haynes signed a \$10 million four-year contract as a transitional free agent with the Saints in '94 which the birds declined to match because of salary cap constraints. *"There's no doubt I want the Falcons to match, and I even told the Saints that,"* he said at the time. Whether it was out running the Saints secondary en route to a clutch 61-yard game-winning TD in the playoffs, catching the "Hail Mary" 44-yard pass that beat the Niners, or scoring the first TD in the Georgia Dome with a 76-yard bomb, Haynes gave Falcon fans plenty to cheer about in his six previous seasons. But it was also Michael's giving nature off the field in Atlanta which endeared him to the community and is a big reason why he is so popular. He continued his pledge in New Orleans which was started in Atlanta in '90 to give \$100 to the Children's Miracle Network for every touchdown catch. He played the trumpet in the band, performing at halftime of football games, at Joseph Clark High School in New Orleans. *"I enjoyed being a good student and football didn't intrigue me (at the time)."* It was only after his friends decided to try-out for the football team at Eastern Arizona Junior College that Michael thought he would give the sport a chance. An accomplished track athlete, he skipped his first couple days of training camp as a rookie to run against Carl Lewis at the Olympic Trials in Indianapolis in '88. The nickname "Flash" (after the comic book superhero) fits this fleet-footed wide out who has clocked a 4.35 time in the 40 and a 10.28 100.

# HAYNES

## College/Personal

Michael played two years at Eastern Arizona before transferring to Northern Arizona in Flagstaff. (He played cornerback and kick returner his first year at the JUCO level before being moved to halfback and receiver as a sophomore.) He finished with 49 receptions for 835 yards and nine TD's in two seasons and averaged 25.7 yards on 36 career kickoff returns. He was the Big Sky Conference 100 and 200 meter champion as a senior at NAU. Despite signing with the Saints in '94 the friendly and outgoing Haynes maintained his home in Alpharetta, GA. and was frequently spotted on the local basketball courts to keep in shape in the offseasons. After all, he couldn't sell the house that he had opened up to the neighborhood kids for a game of air hockey, pool, or basketball. Michael will take any opportunity he can to shoot hoops and once scored 26 points in a Deion Sanders charity basketball game. He just missed being called the NFL's "Fastest Man" by one-hundredth of a second to Alexander Wright in sponsored competition in '93. A regular visitor to hospitals in Atlanta and New Orleans, he has purchased 12 season tickets to Falcons and Saints games since '92 so young patients could watch pro football. Michael David served as the honorary team captain at the Louisiana Special Olympics State Summer Games in '94. An unassuming and genuine person, he doesn't consider himself a star athlete. *"I live the most simple life. I'm just an average guy and I like it that way."* He married the former Cookie Oubre this past offseason on Valentine's Day in Cancun (with friend Jessie Tuggle in attendance) and his "two kids" are red chows, Nikki and Jazmine.

### Haynes' Career Statistics

Year	Team	GP/GS	Rec	Yards	Avg.	Long	TD
1988	Atlanta	15/5	13	232	17.8	49t	4
1989	Atlanta	13/11	40	681	17.0	72t	4
1990	Atlanta	13/10	31	445	14.4	60	0
1991	Atlanta	16/16	50	1,122	22.4	80t	11
1992	Atlanta	14/14	48	808	16.8	89t	10
1993	Atlanta	16/16	72	778	10.8	98t	4
1994	New Orleans	16/16	77	985	12.8	78t	5
1995	New Orleans	16/15	41	597	14.6	48	4
1996	New Orleans	16/11	44	786	17.9	51	4
<b>Totals:</b>		<b>135/113</b>	<b>416</b>	<b>6,434</b>	<b>15.5</b>	<b>98t</b>	<b>46</b>

### Haynes' Best Games

Receptions	Yards	Long	TD
8 @ Chicago (10-9-94)	190 vs Wash (12-17-89)	98t vs. N.O. (9-12-93)	2 vs. Mia (10-15-95)
8 @ Houston (12-5-93)	187 @ N.O. (11-24-91)	89t @ Wash (9-13-92)	vs. N.O. (9-12-93)
7 vs. Dallas (12-19-94)	182 vs. N.O. (9-12-93)	80t @ N.O. (11-24-91)	@ T.B. (12-13-92)
7 @ S.F. (9-25-94)	156 @ Cincy (9-15-96)	78t @ Atl (12-11-94)	vs Rams (11-1-92)
7 vs. T.B. (10-31-93)	148 @ Dal (12-22-91)	75t @ Wash (11-10-91)	vs. Jets (9-6-92)
7 vs. N.O. (9-12-93)	144 @ N.O. (12/29/91)	72t vs. Wash (12-17-89)	@ N.O. (12-29-91)
6 (13 Times)	121 vs. S.F. (11-3-96)	67t @ Dal (12-22-91)	@ T.B. (12-22-91)
	113 @ T.B. (12-13-92)	60 @ T.B. (12-13-92)	@ N.O. (11-24-91)
	112 @ Rams (12-8-91)	@ Det (9-16-90)	vs. Was (12-17-89)
	110 vs. Rams (10-27-91)	57 @ N.O. (11-24-91)	@ Phil (10-30-88)
	105 @ Wash (11-10-91)		1 (28 Times)



### **Last Year**

Richard's first season in the pro's was a learning experience as he watched Jamal Anderson gain over 1,000 yards and Craig Heyward total nearly 500 all-purpose yards in the Falcons one-back attack. After rushing for 68 yards on 14 carries in three preseason games, Huntley suffered a sprained knee ligament in the finale against Arizona. His top preseason game came at Tampa Bay when he carried 10 times for 51 yards. He was one of the club's inactive players for 15 weeks before receiving some playing time in the last game at Jacksonville. Richard ran twice for eight yards and caught a 14 yard swing pass. He also chipped in with a special teams tackle. Huntley will get a chance to compete for more playing time in the Falcons revamped two-back offense.

### **College Career**

The #2 all-time leading rusher in NCAA history, Richard amassed 6,286 yards to finish behind only Johnny Bailey (6,320) by 34 yards among schools in all divisions. Huntley holds conference records with 59 touchdowns, 56 of those coming on the ground. He joined a list of nine players, including Hall of Famer Tony Dorsett, as the only players to ever rush for over 1,000 yards each of their four seasons. His record-breaking final collegiate season in '95 included setting a Division II mark with an average of 188.9 yards per game en route to a record 1,889 total rushing yards in winning Sheridan All-America Offensive Player-of-the-Year honors. The consensus All-America first-team choice scored 16 TD's and averaged 6.9 yards per tote. Richard ran 42 times for 303 yards versus North Carolina A&T and gained 282 yards on 25 attempts with two TD's against Johnson C. Smith. In 1994 the CIAA Player-of-the-Year by the Washington, D.C. Pigskin Club led all Division II runners with 1,815 yards and tied a record by getting into the end zone 18 times. He gained 361 yards on 30 carries with four TD's, including a 78-yarder against Virginia Union. Huntley became the first freshman in a decade to rush for over 1,000 yards as he carried 165 times for 1,012 yards with 12 TD's in '92. Richard's lofty college feats have included a 361-yard rushing game, a 303-yard effort, and a game in which he carried the football 45 times.

# HUNTLEY

## Notebook

Huntley's successful career at Winston-Salem State is one for the books. Richard averaged 146 yards rushing per game during his 4-year career. That is 13th all-time in NCAA history behind #12 Marshall Faulk at 148. Richard's 188.9 rushing yards per game was an all-time Division II record, breaking Johnny Bailey's 1986 mark of 182.8. That is the 10th best overall season among all divisions. Huntley's 1,889 rushing total in 1995 ranks 15th all-time among all divisions, just two yards behind Herschel Walker's 1981 season at Georgia. It broke Ron Moore's Division II mark of 1,864 yards. Huntley is the ONLY player to have two 1,800-plus yard seasons in NCAA history. His 361 rushing day in '94, 7th all-time on the Division II charts, versus Virginia Union was the most by a player at the Division II level since Kelly Ellis of Northern Iowa gained 382 yards in 1979. Huntley's 366 points scored rank 27th all-time in NCAA history, just three spots behind former Falcon Billy "White Shoes" Johnson's 372 points. In his spare time, Richard is a big collector of trading cards. He was a name in Atlanta before being drafted by the Falcons by being honored as the 100% Wrong Club of Atlanta's Player-of-the-Year in '95.

## Personal

An all-around athlete at Monroe (N.C.) High, he played point guard on the basketball team and third base. His summer jobs during his college days entailed working as a camp counselor for emotionally disturbed children and as a lifeguard. Richard Earl was recruited by ACC schools as well as UCLA, Arizona and Michigan State, but he stayed close to home. He was a Psychology major with a minor in Education at Winston-Salem State (enrollment of 2,300).

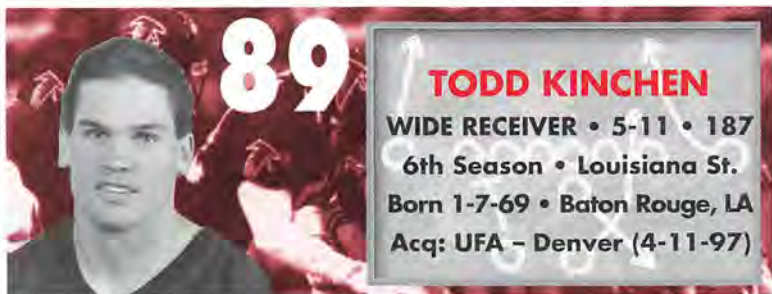
### Huntley's Career Statistics

Year	Team	GP/GS	Rush	Yds	Avg.	LG	TD	Rec	Yds	Avg	LG	TD
1996	Atl	1/0	2	8	4.0	5	0	1	14	14.0	14	0
<b>Totals:</b>		<b>1/0</b>	<b>2</b>	<b>8</b>	<b>4.0</b>	<b>5</b>	<b>0</b>	<b>1</b>	<b>14</b>	<b>14.0</b>	<b>14</b>	<b>0</b>

## Important NFL Dates

- July 31-Aug 4 ..... First full preseason weekend
- August 19 ..... Roster cutdown to maximum of 60 players
- August 24 ..... Roster cutdown to maximum of 53 players
- August 25 ..... Clubs may establish practice squad of five players
- Aug 31-Sept 1 ..... Regular season opens
- October 7 ..... Trading deadline
- December 20-22 ..... Regular season closes
- December 27-28 ..... Wild Card Weekend
- January 3-4 ..... Divisional Playoffs
- January 11 ..... Conference Championships
- January 25 ..... Super Bowl XXXII, San Diego, CA
- February 1 ..... AFC-NFC Pro Bowl
- February 5-9 ..... Scouting Combine





### Last Season

Todd was acquired by the Broncos from the Rams on Aug. 27 in exchange for a future draft pick. He took over Denver's punt returning chores after Rod Smith broke his collarbone in the preseason. He fielded 26 punts for 300 yards for an impressive 11.5 average with a long of 40 yards on the year. The solid 11.5 average was third-best in the AFC and tied for the fifth-best mark in the NFL. At Kansas City in Week 4, Kinchen returned four punts for 74 yards, an 18.5 average, including a season-best 40-yarder. Two weeks later, he ran back five punts for 73 yards (14.6) with a long of 26 against San Diego.

### Pro Career

A third round draft pick in '92, Kinchen performed his return and receiving duties in 49 games for the Rams. He hauled in 67 receptions for 908 yards with eight TD's during his time in Los Angeles/St. Louis from '92-95. He also returned 80 punts for 709 yards with two scores and ran back 62 kickoffs for 1,349 yards. In his last season in a Rams uniform he led the team in punt return yards with 416, finished second in kickoff return yards with 743, and added 36 catches for 419 yards with four TD's. His all-purpose total was a personal-best 1,578 yards, second on the club. His first NFL start as a receiver came in '94 and resulted in him leading Ram pass catchers with 64 yards against San Francisco. As a rookie, he tied the NFL record (held by six others) for punt return touchdowns in a single game (61 & 35 yds) and most TD's by a combined kick return with two against the Falcons in the season finale in '92. The first time he fielded a punt in the pro's came in that game and he took it the distance for a 61-yard touchdown. Todd holds the Ram record for the most punts returned in a game with seven against the Jets in '95. He's scored TD's three different routes in his time in the League if you add a 44-yard score off a reverse in '94.

### College Career

Todd left Baton Rouge as LSU's fourth all-time receiver with 112 receptions and fifth all-time in yards with 1,911. This All-SEC choice as a senior also returned 36 punts for 9.4 average with two TD's in his career. His pair of return TD's tied Tommy Casanova's 1970 school mark. He broke a 22 year-old SEC record and set a school mark with his 248-yard receiving game on nine catches against Mississippi State to earn conference Player of the Week honors his last season.

# KINCHEN

## Notebook

Todd wasn't the first Kinchen to play in the NFL. That distinction goes to his brother, Brian, a tight end/long snapper who broke in with the Miami Dolphins in '88. Last season the Kinchen brothers faced each other for the first time ever as Todd's Broncos took on Brian's Ravens in Week 7. His father, Gus, played at LSU from 1958-60. During his time with the Rams, Kinchen was called "Crazylegs" after former Ram great Elroy Hirsch because of his running style. "After I catch it...the rules are out the window," he said recently. "It's not something you can coach. It's just something that's there." He started God Rules Ministry, Inc. in 1992, a non-profit organization that provides guidance and inspiration to athletes to allow biblical principles to be used in athletic competition. Each May Kinchen hosts a group of 50-75 SEC athletes in Birmingham, AL. He owns a license plate and jewelry which reads, "GOD RULES."

## Personal

Todd Whittington Kinchen hails from Baton Rouge, LA where he excelled for the Baton Rouge Trafton Academy Tigers as the state's MVP. This team and district MVP in football also captured state titles in basketball and baseball as well as being a long jumper in track and finding time to play tennis. He was a local hero for deciding to stay in his hometown to attend college at LSU. He recently donated \$10,000 to his alma mater during the Rams' bye week in '95. A big fan of classic movies, he claims to have all 34 of Disney's classics in his possession. He received his college degree in General Studies with an emphasis in psychology, sociology, and speech on May 17, 1996.

Kinchen's Career Statistics												
Year	Team	GP/GS	Rec	Yds	Avg.	LG	TD	Rush	Yds	Avg	LG	TD
1992	Rams	14/0	0	0	0.0	0	0	0	0	0.0	0	0
1993	Rams	6/1	8	137	17.1	35t	1	2	10	5.0	8	0
1994	Rams	13/0	23	352	15.3	43	3	1	44	44.0	44t	1
1995	Rams	16/1	36	419	11.6	35	4	4	16	4.0	15	0
1996	Den	7/0	1	27	27.0	27	0	0	0	0.0	0	0
<b>Totals:</b>		<b>56/2</b>	<b>68</b>	<b>935</b>	<b>13.8</b>	<b>43</b>	<b>8</b>	<b>7</b>	<b>70</b>	<b>10.0</b>	<b>44t</b>	<b>1</b>
Punt Returns				Kickoff Returns								
Year	No.	Yds	Avg	LG	TD	No.	Yds	Avg	LG	TD	Total Yds	
1992	4	103	25.8	61t	2	4	63	15.8	19	0	166	
1993	7	32	4.6	8	0	6	96	16.0	22	0	275	
1994	16	158	9.9	40	0	21	510	24.3	46	0	1,064	
1995	53	416	7.9	27	0	35	743	21.2	50	0	1,594	
1996	26	300	11.5	40	0	0	0	0.0	0	0	327	
<b>Totals:</b>	<b>106</b>	<b>1,009</b>	<b>9.5</b>	<b>61t</b>	<b>2</b>	<b>66</b>	<b>1,412</b>	<b>21.4</b>	<b>50</b>	<b>0</b>	<b>3,426</b>	

Kinchen's Best Games		
Receptions	Reception Yards	Punt Returns
5 vs. N.O. (12-4-94) 4 @ S.F. (11-26-95) 4 @ Atl (11-19-95) 4 vs. Det (10-24-93)	76 vs. N.O. (12-4-94) 64 @ S.F. (10-31-93) 60 vs. Det (10-24-93) 51 @ S.F. (11-20-94)	7 @ N.Y. Jets (12-3-95) 6 vs. N.Y. Jets (9-1-96)
Punt Return Yards	Kickoff Returns	Kickoff Return Yards
103 vs. Atl (12-27-92) (2 returned for TD's in that game)	5 vs. S.F. (10-22-95) 4 vs. N.O. (12-4-94) 4 @ N.O. (10-23-94)	131 @ N.O. (10-23-94) Long of 50 @ N.O. (11-5-96)

## Working for the Community

For the third consecutive year, the **Falcons** have been honored by the World Sports Humanitarian Hall of Fame. Only *five* sports franchises from the NBA, MLB, NFL, and NHL are recognized each year. Also chosen were the Houston Rockets, Miami Heat, San Antonio Spurs, and St. Louis Blues. The **Falcons** recognition makes them the only NFL team to be honored in the three years and the only sports team in Atlanta to be honored. The World Sports Humanitarian Hall of Fame is located in Boise, Idaho. They honor persons and organizations who work with their communities to foster goodwill and positive change. Past winners of the award are the Orlando Magic in 1995 and Boston Celtics in 1996.



*Humanitarian*  
HALL of FAME



**Over 80% of Falcon players made community appearances in '96.**

Lester Archambeau (above) talked to students during the "Take A Player to School Program" last year.



## BRIAN KOZLOWSKI

TIGHT END • 6-3 • 255

4th Season • Connecticut

Born 10-4-70 • Rochester, NY

Acq: FA - N.Y. Giants (3-21-97)

### Last Season

Brian has been a solid blocker at the TE and H-back positions for the Giants over the last four seasons under Head Coach Dan Reeves. He's also proven to be a strong special teams player. In '96, Kozlowski played in five games with one TD reception. He hauled in the first TD of his career (4 yards) to make the score 20-6 in the Giants win over the Cowboys in Week 12. His contributions on special teams included a 16-yard kickoff return which put New York inside New England's 44-yard line and eventually led to a Giants touchdown.

### Pro Career

Kozlowski is a veteran of 37 NFL games played in four seasons. He began his pro career on the Giants' practice squad in '93 before earning a spot on the regular roster a year later. He played in a stretch of 32 straight games from '94-'95. A consistent performer on special teams during his career, Brian has 15 career tackles to his credit with one fumble recovery. His best season on 'teams' came in '94 when he finished second on the club with 12 stops.

### College Career

Kozlowski's consistency at the collegiate level was seen in his 43 consecutive starts for the Huskies of the University of Connecticut. He moved into the starting lineup the second game of his freshman season and was a stalwart for the remainder of his career. A capable receiver, he caught 43 passes for 526 yards with a TD his final season in '92. He was part of a group of pass catchers which set a school record for most receptions by three different receivers with 207 in '91.

### Notebook/Personal

Brian Scott was named team MVP as well as All-County on offense at Webster (NY) High School. He also garnered second-team All-County honors on defense. This all-around athlete also played lacrosse as a prep. One of only four true freshman at Connecticut to earn a varsity letter, Brian's best game as a collegian came vs. Villanova as the sophomore caught 10 passes. His pass catching exploits at UCONN were even more impressive when you consider he played with two All-America wide receivers for much of his career. This Political Science major in college married the former Ellen Wilson this past off-season.

### Kozlowski's Career Statistics

Year	Team	GP/GS	Rec	Yds	Avg.	LG	TD	KOR	Yds	Avg	LG	TD
1994	Giants	16/2	1	5	5.0	5	0	2	21	10.5	14	0
1995	Giants	16/0	2	17	8.5	12	0	5	75	15.0	17	0
1996	Giants	5/0	1	4	4.0	4	1	1	16	16.0	16	0
<b>Totals:</b>		<b>37/2</b>	<b>4</b>	<b>26</b>	<b>6.5</b>	<b>12</b>	<b>1</b>	<b>8</b>	<b>112</b>	<b>14.0</b>	<b>17</b>	<b>0</b>



## KEITH LONEKER

**GUARD • 6-3 • 325**

**3rd Season • Kansas**

**Born 6-21-71 • Roselle Park, NJ**

**Acq: FA – St. Louis (12-11-96)**

### Last Season

Keith was signed by the Falcons on December 12 after CB Tim McKyer was placed on IR. Loneker was on the Rams roster since '93 but was released on the final cutdown of their '96 training camp.

### Pro Career

Loneker played in 19 games for the Rams from 1993-95 and was in the starting lineup five times during that span. He was signed by the Rams as a free agent following the '93 draft. As a rookie, he made his first NFL appearance against the Niners (on Nov. 28) then made his first ever start versus the Cardinals (on Dec. 5) the next game. He was felled with a season ending knee injury a week later. His '94 season was ended prematurely with a foot injury at Atlanta after starting the first two games of the season at left guard. He played in 14 games with one start in '95.

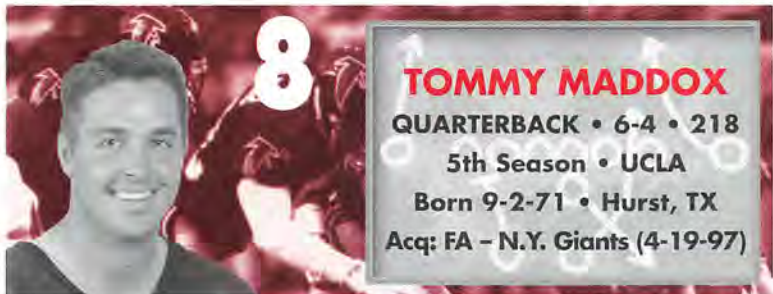
### College/Notebook

A three-year starter and four-year letter winner for the Kansas Jayhawks, he closed out his college career by earning All-Big Eight and All-America honors as a senior. This Business major was a second-team All-Big Eight choice as a right tackle as a sophomore. Keith was born in Roselle Park, N.J. and spent his football days at nearby Roselle High School. He was a second-team all-state selection as well as a member of the all-league and all-Metro teams. An excellent shot putter, he captured the New Jersey indoor title. Nicknamed "House" by his Ram teammates, he owns a tattoo of a Kansas Jayhawk on one leg and Warner Brothers character "Marvin the Martian" holding a Ram helmet on the other. He and his wife, Kelly, have a daughter, Kylee.

### Loneker's Career Games Played/Started

**Career Totals:** 19/5

**Regular Season:** 1993 (L.A. Rams 4/2), 1994 (L.A. Rams 2/2), 1995 (St. Louis Rams 13/1), 1996 (Atl 0/0)



## Pro Career

Tommy was released by the New York Giants during training camp and did not play with another team in '96. Maddox was the 25th overall pick in the first round of the draft in '92 (as a sophomore) by Denver. As a rookie, he became the youngest quarterback (21 years, 2 months) to throw a pass in the NFL since Wilmer Agsman of the Chicago Cardinals in 1946. He is a 25-year old veteran of 50 games, completing 83 of 164 passes for 948 yards with 6 TD's. Maddox played in 29 games for the Broncos, starting four in the place of John Elway in his first two seasons. He was traded by the Broncos to the Rams for a '95 fourth rounder on August 27, 1994. He was released by the Rams on August 27, 1995 and signed by the Giants on August 30. He spent the '95 season as a back-up to starter Dave Brown.

## Year-by-Year

**1995:** He was signed by the Giants prior to start of the regular season and established himself as the club's back-up. He was the team's holder for field goals and extra points in playing all 16 games.

**1994:** Tommy performed in five games for the Rams, two at quarterback, and five as a holder. He completed 10 of 19 passes for 141 yards on the year. He led the Rams to a 31-yard field goal by connecting on three of four passes for 55 yards, including a career-long 39-yarder in place of Chris Miller on the opening series against San Francisco.

**1993:** On a fake field goal attempt, he tossed a one-yard TD pass to LB Dave Wyman at San Diego in his only attempt of the year. He did manage to play in all 16 games as a holder.

**1992:** Maddox started four games as a rookie for an injured John Elway in Weeks

11-14. He passed for 757 yards on 66 completions with five TD's. He connected with Mark Jackson for his first career TD pass at Seattle.

## College Career

Maddox became the first player in PAC-10 history to have passed for at least 5,000 yards by the end of his sophomore season at UCLA. A two-year starter for the Bruins, Tommy led UCLA to a 9-3 record and a victory in the John Hancock Bowl in '91 to earn first-team All-America honors. He finished his career with 5,363 yards by completing 391 of 670 passes with 33 TD's. He declared for the NFL draft after his sophomore season at UCLA and was a #1 pick by the Denver Broncos.

## Notebook/Personal

Tommy is around some familiar faces in Atlanta. He was Chris Chandler's back-up with the Rams and his longest pass completion of his career was caught by Todd Kinchen. He and Bert Emanuel lined up in the same backfield as freshman quarterbacks at UCLA. Because he entered the NFL draft after his sophomore season, Maddox heads into his fifth pro season at the age of 25. He lettered in football, basketball, and baseball at L.D. Bell High School in Hurst, Texas (outside of Dallas). The Southwest Texas H.S. Offensive Player of the Year was also named district and area MVP as a senior team captain. Maddox enjoys golfing and adapted well to the courses in his new city by winning the Bell South Celebrity Pro-Am after being a last second addition to the field. Thomas Alfred was born on Sept. 2, 1971 in Shreveport, LA. He and his wife, Jennifer, have one daughter, Kacy.

Maddox's Career Statistics										
Year	Team	GP/GS	Att	Comp	Comp%	Yds	Long	TD	Int.	Rate
1992	Den	13/4	121	66	55.5	757	38	5	9	56.4
1993	Den	16/0	1	1	100.0	1	1	0	0	118.8
1994	Rams	5/0	19	10	52.6	141	39	0	2	37.3
1995	Giants	16/0	23	6	26.1	49	13	0	3	0.0
<b>NFL Totals:</b>		<b>50/4</b>	<b>164</b>	<b>83</b>	<b>50.6</b>	<b>948</b>	<b>39</b>	<b>6</b>	<b>14</b>	<b>45.0</b>
Maddox's Best Games										
Pass Attempts			Completions			Yards Passing				
28 at Buff (12-2-92)			18 at Raiders (11-22-92)			207 at Raiders (11-22-92)				
Completion %			Touchdown passes			Longest Pass				
69.2 at Raiders (11-22-92)			3 vs. Dallas (12-6-92)			39 yards at S.F. (11-20-94)				



## TERANCE MATHIS

WIDE RECEIVER • 5-10 • 185

8th Season • New Mexico

Born 6-7-67 • Stone Mtn., GA

Acq: UFA – N.Y. Jets (5-5-94)

### Last Season

Terance was a team leader once again, pacing the team in touchdown catches with seven, and finishing second on the team in receptions with 69, receiving yards with 771, and average per catch (among starters) at 11.2. Mathis' consistency was witnessed in his eight games of five or more catches, two 100-yard receiving games, and a pair of two TD games. He hauled in a team-high 123 yards against Carolina in the opener with a 55-yard long and 101 yards at Dallas. At St. Louis in Week 10, he became the second Falcon receiver ever to catch 50 passes in three consecutive seasons. Two weeks later at Cincinnati, he passed another club milestone by reaching 3,000 career receiving yards in just his third season in Atlanta.

### Pro Career

Mathis' career has blossomed since receiving a chance to showcase his talents in Atlanta. In the last three seasons, he is ranked 7th (tie with Brett Perriman) in the NFL in receptions with 258. The 258 catches in 48 games averages out to a productive 5.4 receptions per outing. His knack for getting into the end zone also

is among the best in the League as his 27 TD's in three years is the sixth-best total. He's performed at this high level despite competing on a pair of injured knees in '95 that required off-season surgery and a shoulder separation in '96. Terance has

moved up the club charts in a short time and heads into this season 5th in career receptions and 7th in career yards with 3,152. He holds the record for most 100-yard receiving games in a season with 5 in '94 and is third all-time in career 100-yard games with nine. He is the current NFL all-time leader in two-point conversions with six. Terance caught more balls in 13 games and had more receiving yards in 14 games with the Falcons in '94 than he did in all four years with the Jets. His 111 catches that year broke the Falcon record. Terance, Bert Emanuel, Craig Heyward, and Eric Metcalf set an NFL record in '95 as it was the first time in NFL history that four different players from the same team each gained over 1,000 yards receiving or rushing in the same season. Mathis made

#### Most Career Receptions by Falcon

- |                    |     |
|--------------------|-----|
| 1. Andre Rison     | 423 |
| 2. Alfred Jenkins  | 359 |
| 3. Jim Mitchell    | 305 |
| 4. William Andrews | 276 |
| 5. Terance Mathis  | 258 |

one of the most memorable plays in team history in the season finale against SF in '95. He secured the Falcons spot in the Playoffs with a 37-yard game-winning catch and run that ended with him diving into the end zone, extending his entire body, to produce a 28-27 victory. As a rookie, he would have led the NFL in punt return average with his 15.0 mark, but he didn't have enough returns to qualify. He tied a then NFL record with a 98-yard punt return for a TD versus Dallas in that rookie season. For his career, he needs 49 catches for #400 and 606 yards for 5,000 receiving.

## NFL Receiving Leaders Last 3 Years

Jerry Rice	341
Cris Carter	335
Herman Moore	301
Larry Centers	277
Carl Pickens	269
Tim Brown	268
<b>Terance Mathis</b>	<b>258</b>
Brett Perriman	258
Michael Irvin	254

## College Career

Terance was New Mexico's first-ever consensus All-American in 1989 as he amassed 88 receptions for 1,315 yards and 13 TD's. When that senior season was over, he became the NCAA's Division I career record holder in receiving yards with 4,254. In addition, his 263 receptions (from 1985-87, '89) ranked second on the NCAA's all-time list only behind Jerry Rice's leading mark of 310 catches. Mathis was the first player in NCAA history to record the triple feat of more than 250 receptions, 4,000 receiving yards, and 6,000 all-purpose yards. He caught at least one pass in 28 straight games and 43-of-44 career contests as a Lobo. He tallied nine games of 150 or more yards and six games with 10 or more catches. His three kickoff returns for TD's (96, 95, 95) tied an NCAA season all-time record. He set a school record as a senior in kickoff returns with 31 for a 25.3 average and 3 TD's. The WAC marks he established were for combined yards with 6,691 and TD's with 36, while tying Cris Carter's NCAA record of a TD in nine straight games. Mathis began his college football career as a fifth-string quarterback at New Mexico until he went 65 yards for a score off an option the first time he touched the ball. He was then moved to wide receiver after that play.

## Touchdown Receptions Last 3 Years

Carl Pickens	39
Jerry Rice	35
Cris Carter	34
Herman Moore	34
Tim Brown	28
<b>Terance Mathis</b>	<b>27</b>
Tony Martin	26
Issac Bruce	22

## Notebook

Terance could be labeled a 'community activist' for all the good he does each year. He's been called a "consummate do-gooder" which aptly describes his personal belief that one man CAN make a difference. *"I made*

*a promise to myself and my mother when I was in high school that when I got to this point in my life, I would be totally unselfish,"* he said. He started a chapter of his TLC (Terance Loves Children) Foundation in Atlanta in '96 after beginning the project in earnest in Albuquerque, New Mexico six years ago. For the past two years at Thanksgiving through the Atlanta Project, he personally distributed 1,000 turkeys to six



area clusters (Fulton, West Fulton, Grady, Southside, Archer, & Harper). Some of his other TLC endeavors have included hosting inner city youth (along with Santa Claus) at the holiday's, adopting 10 families to feed at Christmas, handing out Easter baskets to community centers in New Mexico, and playing a charity basketball game in Atlanta. A number of his charitable endeavors are not publicized on purpose. Mathis was presented with an Achievement Award at the "Salute to Georgia Legends Ball" on March 8. Terance and his two sisters were raised by his mother, Dorothy Mahomes, in Stone Mountain, GA. His duties as the older brother with a working mother included taking care of his younger sisters. This meant seeing that they ate breakfast, dressed and were off to school and to the baby-sitters. His day wasn't complete until he made sure they got home at night. This is where Mathis learned his strong work habits and social conscience. *"I was taught that if you give, and then give some more, it would come back to you tenfold."* A local quarterback hero at Redan High School in Stone Mountain, he sometimes provides tickets to the school to attend Falcon games. This fan favorite was asked by the White House to give an anti-drug speech to students at Scott's Branch High School in Summerton, S.C. He delivered his message in the form of 1 1/2 hour talk at a school assembly. He later returned to host a football camp for the students.

## Personal

The club's True Value Man of the Year, "T-Math" is a popular speaker to youth in the Southeast. He carries an anti-drug and a positive image message to kids and has given speeches on behalf of the Atlanta DEA. Because of his many community efforts he was presented with the "Outstanding Community Service Award" from the city of Albuquerque. He was Mr. do-it-all for the Redan H.S. football team as he was afforded honorable mention all-state honors as a signal-caller. He also doubled as the school's starting cornerback and returned all punts and kickoffs. Terance loves to play hoops and he won the 1994 Footlocker 3-point shootout the week of his Pro Bowl appearance in Honolulu. Mathis played host to a Falcons/Cowboys charity game with half of the proceeds going to Clark-Atlanta University last year. This serious hoopster holds his high school's all-time records for most assists and steals.

## Mathis' Career Statistics

Year	Team	GP/GS	Rec	Yards	Avg.	Long	TD
1990	N.Y. Jets	16/1	19	245	12.9	23	0
1991	N.Y. Jets	16/0	28	329	11.8	39	1
1992	N.Y. Jets	16/0	22	316	14.4	55t	3
1993	N.Y. Jets	16/0	24	352	14.7	46	0
1994	Atl	16/16	111	1,342	12.1	81	11
1995	Atl	14/12	78	1,039	13.3	54t	9
1996	Atl	16/16	69	771	11.2	55	7
<b>Totals:</b>		<b>110/45</b>	<b>351</b>	<b>4,394</b>	<b>12.5</b>	<b>81</b>	<b>31</b>

<u>Kickoff Returns</u>						<u>Punt Returns</u>				
Year	NO.	Yds.	Avg.	LG	TD	No	Yds	Avg.	Long	TD
1990	43	787	18.3	35	0	11	165	15.0	98t	1
1991	29	599	20.7	50	0	23	157	6.8	25	0
1992	28	493	17.6	32	0	2	24	12.0	12	0
1993	7	102	14.6	28	0	14	99	7.1	16	0
1994	0	0	0	0	0	0	0	0	0	0
1995	0	0	0	0	0	0	0	0	0	0
1996	0	0	0	0	0	3	19	6.3	10	0
<b>Totals:</b>	<b>107</b>	<b>1,981</b>	<b>18.5</b>	<b>50</b>	<b>0</b>	<b>53</b>	<b>464</b>	<b>8.8</b>	<b>98t</b>	<b>1</b>

## Mathis' Best Games

Receptions	Yards
13 vs.K.C.(9-18-94)	184 vs. Rams (11-19-95)
10 vs. Rams (11-19-95)	163 @ Den (11-20-94)
10 @ NO (11-13-94)	128 @ SF (12-4-94)
10 vs. Phil (11-27-94)	125 @ NO (11-13-94)
9 @ Wash (9-25-94)	124 vs. Phil (11-27-94)
8 (7 times)	123 @ Car (9-1-96)
7 (5 times)	123 vs.KC (9-18-94)
Long	TD's
81 @ SF (12-4-94)	3 vs. Rams (11-19-95)
55 @ Car (9-1-96)	2 (5 times, Most recently Houston, 10-13-96))
55 @ G.B. (12-31-95)	
55 vs. SF (9-20-92)	
54t @ Ariz (11-26-95)	<u>2-Point Conversions</u>
49t @ Den (11-20-94)	1 vs. Phil (9-22-96)
47t @ Den (11-20-94)	1 vs. Det (11-5-95)
46 vs. Mia (9-12-93)	1 vs. N.E. (10-1-95)
41 vs.Rams (9-11-94)	1 vs. N.O. (9-17-95)
	1 vs. Phil (11-27-94)
	1 vs. Rams (10-2-95)



### **Last Season**

Lenny started eight games and played in all 16 for his new team in '96. McGill was acquired in a trade with the Packers on June 6. He finished the year with 32 tackles, one forced fumble, one fumble recovery, two passes defensed, and six special teams tackles. He became a starter at right cornerback in Week 11 and remained in the lineup the remainder of the season. He amassed seven tackles each against the Jaguars and Niners and recorded five tackles as well as two special teams stops at the Bengals.

### **Pro Career**

McGill is a veteran of 37 games in three pro seasons since making the Packers roster as an undrafted college free agent in '94. That rookie season saw him pick-off two passes in six games before tearing the anterior cruciate ligament in his left knee on Oct. 20 at Minnesota. He returned strong in '95, playing in 15 games and finishing with 27 tackles, a pass defensed, and four special teams tackles.

### **College Career**

He was a two-year starter and four-time letterwinner for Arizona State. An honorable mention All-PAC 10 choice as a senior, Lenny's last season in Tempe included career highs for tackles with 62, solos with 44 and passes defensed with 9. He was named ASU's "Most Improved Defensive Player" by his teammates after his junior season in which he led them in interceptions with four. His first two seasons at Arizona State were spent playing behind Phillippi Sparks. This natural athlete competed for three seasons with the school's track team and once finished second in the triple jump with a leap of 51' 11 3/4" to end up second at the '91 PAC 10 championships.

### **Notebook/Personal**

Charles Leonard McGill was born on May 31, 1971 in Long Beach, CA. He was a first-team all-league selection from his cornerback position while also garnering three letters at Orange Glen High School in Escondido, CA. A highly recruited player, he was named as one of the top 10 defensive backs in the nation as a senior prepster by *Sporting News*. McGill was also an excellent track athlete, posting a triple jump of 51' 2" to be among the best in the country. This affable and soft-spoken competitor was voted class president and homecoming king by

his classmates in high school. His college roommates over the years included future NFLers Phillippi Sparks (Giants), Kevin Miniefield (Bears), and Craig Newsome (Packers). This resident of San Diego holds a BA degree in Criminal Justice.

### McGill's Career Statistics

Year	Team	GP/GS	Tckls	INT's	Yds	LG	TD	FF	FR	PD	SpTm
1994	G.B.	6/0	6	2	16	16	0	0	0	6	3
1995	G.B.	15/1	17	0	0	0	0	0	0	1	4
1996	Atl	16/8	32	0	0	0	0	1	1	2	6
<b>Totals:</b>		<b>37/9</b>	<b>55</b>	<b>2</b>	<b>16</b>	<b>16</b>	<b>0</b>	<b>1</b>	<b>1</b>	<b>9</b>	<b>13</b>

### McGill's Best Games

Tackles	Interceptions	Passes Defensed
7 @ Jacks (12-22-96)	1 vs. T.B. (9-25-94)	3 vs. Rams (10-9-94)
7 vs. S.F. (12-2-96)	1 vs. Rams (10-9-94)	2 vs. T.B. (9-25-94)
7 @ Det (10-29-95)		1 (4 times)



**NATE MILLER**

**TACKLE • 6-3 • 310**

**1st Season • Louisiana State**

**Born 10-8-71 • Tuscaloosa, AL**

**Acq: College FA (4-24-95)**

### Last Season

Nate made the final roster out of training camp but was inactive for the season opener at Carolina. He was then released on September 4 but re-signed to the teams Practice Squad a day later. Miller remained on the Practice Squad before being signed to the regular roster on December 9. He was placed on the inactive list for the final two games of the year. Nate started all 10 games for the Frankfurt Galaxy of the World League this spring.

### Pro Career

Nate was converted to offensive line in his first pro training camp in '95 after being a defensive tackle at LSU. Miller impressed Falcon coaches enough to make the team's Practice Squad after camp. He was activated from the Practice Squad to the regular roster on December 1 prior to the Dolphins game in Week 14. He was on the team's inactive list for the final four games of the year.

# MILLER/OWENS

## College Career

Big #98 started 29-of-37 games for the Tigers of Louisiana State and totaled 101 tackles (53 solo), two forced fumbles, 11 tackles for loss, two passes defended, and two sacks. He had a string of 19 consecutive games started as a junior before being felled with a fractured fibula.

## Notebook/Personal

After playing defense all throughout his college career, the amiable Miller was asked to make the switch to offensive line in the pro's. He has labored on the club's Practice Squad for parts of two seasons. Nate received his first taste of action on the offensive end by playing for the World League's Frankfurt Galaxy this past spring. This three time letter winner in football at Central East High School in Tuscaloosa, AL, also excelled in track and basketball. This huge athlete tossed the shot put and played power forward/center in basketball. Nathan Udell was born on October 8, 1971. His father, Wallace, is 6-foot-1 and weighs 280 pounds so it's easy to see which side of the family Nate got his size from. This Criminal Justice major and personable athlete likes to read in his spare time.

## Miller's Career Games Played/Started

Career Totals: 0/0

Regular Season: 1995 (Atl 0/0), 1996 (Atl 0/0)



## DAN OWENS

DEF. TACKLE • 6-3 • 280

8th Season • Southern Cal

Born 3-16-67 • Whittier, CA

Acq: UFA - Detroit (3-27-96)

## Last Season

Dan was signed last year to provide stability along the line but worked his way into a starter's role in nine games while performing in all 16. Owens' successful season included 5.5 QB sacks, fourth highest on the team, and 65 tackles (33 solos). Playing against his former Lions team in Week 5, he sacked Scott Mitchell 1.5 times, tallied two more QB pressures, and produced five tackles. Because of his play and an injury to Moe Gardner, Dan found himself in the starting lineup for nine of the last 11 games. He recorded 10 tackles and a Elvis Grbac sack against S.F. and totaled 9 stops, two pressures, and a sack of Tony Banks at St. Louis.

## Pro Career

The seven-year veteran has performed in 111 games with 60 career starts. He's played in 52 consecutive games heading into '97. Dan moved his career sack total to 22.5 by tying his personal-best with 5.5 sacks in '96. Owens was a second round draft pick of Detroit in '90 and became an All-NFL Rookie by starting more games (12) than any other Detroit rookie and finishing with 46 tackles (32 solo) and

three sacks. He started every game the following season in Detroit's run to the NFC Championship game. Dan led all Detroit defensive lineman with 51 tackles. On a 12-4 team, he finished second on the team with 5.5 sacks for 60 yards in loss. He started the first 11 games of the '93 campaign and was in the midst of his best season as a pro when an injured knee limited him for the final five games. His role was limited in his final season in Detroit in '95 because of a change in scheme. He has performed at end and tackle during his career.

### Notebook

Dan prides himself in being ready to play every week. That credo was put to the test last year in his first season in Atlanta when incumbent starter Moe Gardner was felled with a badly injured ankle which forced him to miss games for the first time in five years. Owens proved to be more than a capable replacement as he amassed 45 tackles out of his 65 total over the final eight games of the year. Surprisingly, he also finished third on the team with 5.5 sacks. Dan's resume has included such big individual performances as an interception (vs Chicago in '93), a recovered fumble in two straight games (in '91) and QB sacks in three consecutive weeks (in '91). He became the first defender in the history of Southern Cal football to start every game during his four-year career. Owens was the third Trojan drafted on a strong USC defense behind underclassmen LB Junior Seau and S Mark Carrier.

### College Career

His college totals read 338 tackles (184 solos), 27 sacks, four fumble recoveries, four forced fumbles, and 37 passes deflected. Dan was an honorable mention senior All-America for amassing 87 tackles, 12 sacks, a forced fumble and a blocked kick.

### Personal

A Public Administration major at USC, he garnered All-PAC 10 first-team accolades as a junior. Big Dan was a two-way star lineman at La Habra (CA) High School. As a senior, he was named to the All-Orange County team. He used his size advantage to capture the league shot put championship. Dan and his wife, Susie, have two daughters, Lainey and Mackenzie.

### Owens' Career Statistics

Year	Team	GP/GS	Tckls	Solo	Sacks	Yds	INT	FF	FR	PD
1990	Det	16/12	46	32	3.0	20	0	0	0	2
1991	Det	16/16	51	40	5.5	60	0	1	2	1
1992	Det	16/4	25	20	2.0	10	0	0	1	2
1993	Det	15/11	31	21	3.0	12	1	1	1	3
1994	Det	16/8	40	26	3.0	28	0	1	0	0
1995	Det	16/0	4	3	0.0	0	0	0	0	0
1996	Atl	16/9	65	33	5.5	23	0	0	1	1
<b>Totals:</b>		<b>111/60</b>	<b>262</b>	<b>175</b>	<b>22.0</b>	<b>153</b>	<b>1</b>	<b>3</b>	<b>5</b>	<b>9</b>

### Owens' Best Games

Tackles	Sacks	Interceptions
10 vs. S.F. (12-2-96)	2 vs. T.B. (11-3-94)	1 vs. Chicago, 11-26-93
8 @ Giants (10-30-94)	2 vs. Atlanta, 9-5-93	
8 @ G.B. (12-15-91)	1.5 @ Det (10-6-96)	
	1.5 @ Buff (12-22-91)	

## PAHUKOA



### Last Season

Jeff was a capable back-up and productive spot starter in '96. When starter Gene Williams was felled with a back injury in training camp, Pahukoa lined up as a starter at left guard for the first two games of the season. He was partly responsible for Jamal Anderson recording 100-yards for the first time in his career with 119 in the opener at Carolina. In his second start the following week against Minnesota, the Falcons offense totaled 365 yards. Jeff's other start came versus Pittsburgh in Week 9 and he logged considerable time all season when Robbie Tobeck would line up as a tight end.

### Pro Career

In his two-year stint in Atlanta, Jeff has performed in 20 games with five starts. He moved his career games played total to 59 in six pro seasons with 14 more in '96. Pahukoa started 39 straight games for the Rams since beginning his career as the club's 12th round draft choice in '91.


### College/Personal

An honorable mention All-America by *Football News*, Jeff was also first-team All-Pac 10 for the Washington Huskies. He started every game his final season at left tackle in '90 and during his college career played every position on the offensive line. Jeff Kalani Pahukoa was born in Vancouver, WA., and was an all-state selection in football at Marysville-Pilchuk High School. This versatile athlete also was a wrestler and threw the shot put in track. His brother, Shane, played for the Saints. He and his wife, Debby Jo Akset, have three children: Brady (11-30-93), and twin daughters, Brittney and Brooke (2-22-95).

### Pahukoa's Career Games Played/Started

**Career Totals:** 59/10

**Regular Season:** 1991 (L.A. Rams 7/0), 1992 (L.A. Rams 16/0), 1993 (L.A. Rams 16/5), 1994 (L.A. Rams 0/0), 1995 (Atl 6/2), 1996 (Atl 14/3)



**26**

**ANTHONY PHILLIPS**  
**CORNERBACK • 6-2 • 209**  
**4th Season • Texas A&M**  
**(Kingsville)**  
**Born 10-5-70 • Galveston, TX**  
**Acq: D3 - '94 (72nd)**

#### Last Year

Anthony started five out of seven games played last year and finished with 16 tackles (14 solo). He began the season as a starter but went down with a sprained ankle, broken hand and a hamstring injury which limited his action on the field. Phillips recorded a season-high six tackles in a start at RCB against Cincinnati.

#### Pro Career

Phillips has played in 18 games in three pro seasons with nine starts. Anthony was making strides as an NFL starter in '95 when his season was prematurely ended with a broken fibula and tibia in his right leg at Buffalo in Week 10. In his first ever NFL start in a Week 8 game at Tampa Bay earlier in the season, he amassed seven tackles as he was part of a secondary that did not allow a TD pass in the win. His first action as a rookie didn't come until a Week 12 encounter with the Eagles. After being targeted by Randall Cunningham early, Anthony picked off a pass on a late game drive to seal the Falcons' victory.

#### College Career

A speedy corner with prototype size, Phillips was a *Kodak* and *Associated Press* Little All-America for a two-time Division II Playoff team. The All-Lone Star Conference selection for two straight years was the Defensive Back-of-the-Year in the conference in '93, while leading the Javelinas to the Division II semifinals. He totaled 71 tackles, including 48 solo stops, seven interceptions, and 20 passes defended in his two-year career. A dangerous return man, he averaged 50.2 yards on six kickoffs, with a 99-yard touchdown, as he racked up 301 yards worth of returns during his successful senior season.

#### Notebook/Personal

Anthony hails from the same school which produced five-time Pro Bowl CB Darrell Green of the Washington Redskins. Green enters his 15th season as a

## PHILLIPS

starter with the Skins and other players to graduate to the pro's out of the school formerly known as Texas A&I include John Randle, Jermaine Mayberry, and Earl Dotson. A 100 meter champion for the Lone Star Conference, Phillips posted the third fastest time in the nation with a sprint of 10.04 in college. Anthony was also an NCAA Division II track All-America and anchor on his school's National Champion 400 meter relay team (39.36). Anthony was an All-State and All-District selection in football and track at Ball H.S. in Galveston, TX.

### Phillips' Career Statistics

Year	Team	GP/GS	Tckls	Solo	INT's	Yds	Long	TD	PD	FF	FR
1994	Atl	5/0	12	9	1	0	0	0	2	0	0
1995	Atl	6/4	26	24	1	43	43	0	5	0	0
1996	Atl	7/5	16	14	0	0	0	0	0	0	0
<b>Totals:</b>		<b>18/9</b>	<b>54</b>	<b>47</b>	<b>2</b>	<b>43</b>	<b>43</b>	<b>0</b>	<b>7</b>	<b>0</b>	<b>0</b>

### Phillips' Best Games

Tackles	Interceptions	Yards	Passes Defensed
7 @ T.B. (10-22-95)	1 @ Buff (11-12-95)	43 @ Buff	3 @ Det (11-5-95)
6 (4 times)	1 vs. Phil (11-27-94)	(11-12-95)	1 (4 times)
5 vs. Ariz (12-27-94)			

## '97 Falcons Broadcast Teams

The Falcons radio team of Bob Neal (play-by-play) and former Falcon Bill Fralic (color) will team for the third year on WZGC-FM (92.9). Neal is in his second stint with the Falcons, serving from 1975-81 in the booth. He has won numerous awards, including an ACE award, during his 20 years of service to TBS and TNT. Fralic was a four-time Pro Bowl offensive lineman for the Falcons and a member of the NFL Team of the Deade for the 1980's. The Z-93 sports team will also be aided by sports director Art Mehring, who will provide pregame and postgame reports.

A familiar face will be in the television booth this preseason on WSB-TV. Former Falcon Tim Green is the newest addition to preseason broadcasts as he will provide color commentary while WSB-TV Sports Director Chuck Dowdle handles the play-by-play. Green, an accomplished author of three novels, played eight years as a defensive end/linebacker for Atlanta from 1986-93. He is also a game analyst for the FOX network's coverage of NFL games each fall.



**ANTHONY PLEASANT****DEFENSIVE END • 6-5 • 280****8th Season • Tennessee St.****Born 1-27-68 • Century, FL****Acq: UFA – Balt. (6-20-97)****Last Season**

Anthony finished with 33 tackles and four QB sacks (second-best on team) in 11 games played and started for the Baltimore Ravens. An injured ankle in the season opener forced him to miss five games. (He and fellow starters Rob Burnett and Dan Footman played just one play together on the line the whole season due to injuries which limited their overall effectiveness as a unit.) Pleasant dropped an opposing quarterback for a sack in three consecutive games (Cin, Pitt, Jax) at the end of the season. He recorded five tackles, including a sack at Cincinnati and followed that performance with three tackles and a seven-yard sack with a batted pass versus Pittsburgh. Anthony's other top games included five tackles against Indy and four tackles and a sack versus the Rams.

**Pro Career**

Pleasant has registered 37.5 QB sacks in 82 starts through seven seasons in the League with nine forced fumbles. He was the team-leader in sacks with a personal-best of 11 in '93 and again paced the club with 8 in '95. Six of those 8 sacks also caused fumbles. He teamed with fellow draft pick bookend Rob Burnett to total 81 sacks since '90.

**Year-by-Year**

**1995:** His 79 tackles were second among all defensive linemen. He went on a streak of five straight games with at least one sack. Among his six tackles at Detroit, Anthony had 1.5 sacks and two forced fumbles.

**1994:** Pleasant collared a career-high 81 tackles and ended up with 4.5 sacks. Playing in his 75th NFL game, he knotted 10 tackles with a five-yard sack and two pressures.

**1993:** Anthony enjoyed his best sack season of his career with 11 as Cleveland equalled the team sack record of 48. Those 11 sacks were the ninth-best sack total

## PLEASANT

ever in team history. He collared a personal-high of three sacks at Pittsburgh and 9.5 of his 11 total came over the final nine games.

**1992:** Playing in all 16 games, he came up with 51 tackles, including four sacks.

**1991:** In his second season, he had 21 stops and 2.5 sacks with a fumble recovery.

**1990:** As a rookie, Anthony finished with 50 tackles, 3.5 sacks, a batted pass, one caused fumble, 18 QB pressures and six special teams tackles. He came on strong at the end to start the final seven games.

### College/Personal

Pleasant totaled 21 sacks in his final two collegiate seasons at Tennessee State. He was called one of the best linemen ever at the school by the coaches. The list of alumni are impressive from former Falcon great Claude Humphrey to Ed (Too Tall) Jones to Richard Dent. A first-team All-America and All-Ohio Valley Conference honoree as a senior in '89 with nine sacks out of 54 tackles and 12 tackles for loss. He spearheaded the TSU "Sack Exchange" as a junior with 12 sacks. He was an All-America, All-State and All-Conference selection at Century (FL) High. He also lettered in baseball and basketball as a prep. This Criminal Justice major was a big contributor to the Cleveland community with his involvement in the DARE program, a groundbreaking for a new Hospice, and Special Education awards ceremony. Anthony Devon's message to kids at speaking engagements talks about staying away from drugs and alcohol. His wife, Renita, has a Master's degree in urban planning and psychology from Michigan and is a candidate for a Master's of Arts. They are proud parents of Hannah Denette (10/10/95).

### Pleasant's Career Statistics

Year	Team	GP/GS	Tckls	Solo	Sacks	Yds	INT	FF	FR	PD
1990	Clev	16/7	50	38	3.5	14	0	1	0	1
1991	Clev	16/7	21	12	2.5	8	0	0	1	0
1992	Clev	16/14	51	35	4.0	30	0	1	0	0
1993	Clev	16/13	66	43	11.0	75.5	0	1	0	0
1994	Clev	14/14	81	47	4.5	17.5	0	0	0	0
1995	Clev	16/16	79	56	8.0	55.5	0	6	0	1
1996	Balt	11/11	33	20	4.0	15	0	0	1	0
<b>Totals:</b>		<b>105/82</b>	<b>381</b>	<b>251</b>	<b>37.5</b>	<b>215.5</b>	<b>0</b>	<b>9</b>	<b>2</b>	<b>2</b>

### Pleasant's Best Games

Tackles	Sacks	QB Pressures
10 vs. NYG (12-4-94)	3.0 @ Pitt (1-2-94)	4 @ Cin (10-29-95)



## ROELL PRESTON

**WIDE RECEIVER • 5-10 • 185**

**3rd Season • Mississippi**

**Born 6-23-72 • Miami, FL**

**Acq: D5 - '95 (145th)**

### Last Season

Roell's second season in Atlanta included seeing more time as a wide receiver in addition to his return duties, netting 889 combined yards in 15 games. Preston caught 21 passes for 208 yards with one TD and returned 32 kickoffs for 681 yards and a 21.3 average. As a wide receiver, he started his first ever game at Detroit in Week 5 and responded with a team-high six receptions (for 74 yards). The previous week at San Francisco in a reserve role, he also hauled in six catches for 65 yards and a TD. Against Houston in Week 6 in his second straight start, he collected a team and personal-best nine receptions for 69 yards. As a returner, he ran back five kickoffs for 116 yards, with a long of 32, in his first extensive return action of the year against New Orleans in Week 11. Roell followed up that performance with a career-high 176 yards, a 25.1 average, with a long of 50, on seven returns at Cincinnati the next week. Before the season was over, Preston totaled 123 return yards at Jacksonville and 107 versus St. Louis.

### Pro Career

So far in two seasons, Preston has collected 1,645 combined yards. During his rookie season he amassed 756 all-purpose yards as a kick returner and wide receiver. He returned 30 kickoffs for 627 yards for a 20.9 average, and averaged 18.4 yards per reception on seven catches for 129 yards. His top return games were against Carolina as he ran back four kicks for 98 yards, with a long of 44, and versus New Orleans with four kickoffs for 85 yards. He caught his first two NFL passes of his career at Tampa Bay in Week 8 (for 19 yards) and also added 58 yards worth of returns.

### College Career

A deep threat with blazing speed, the elusive Preston totaled 157 catches for 2,797 yards and 30 touchdowns during his collegiate career. He played the last two seasons at the University of Mississippi after transferring from Northwest Mississippi Community College, where he led the team to a national title in 1992. As a senior, Roell played in all 11 games with nine starts, finishing second on the team with 38 receptions for 688 yards (18.1 avg) and eight TD's (3rd among receivers in SEC). His 688 reception yards ranked 4th best in school history, while his 8 TD grabs tied for second.

## Notebook

Roell has shown big play potential in just two seasons as both a wide out and return man. At Arizona in Week 13 in '95, he scored his first NFL touchdown on an acrobatic 61-yard catch-and-run (third longest catch of the season by a Falcon WR) in which he managed to stay on his feet despite being hit by three Cardinal defenders at Arizona's 38-yard line. That touchdown was voted one of the top plays of the year by a Philadelphia television news station. Last season, he exploded for a 50-yard kickoff return on his way to 176 return yards at Cincinnati, which was the seventh-best total ever in team history. Against Miami, he juked and maneuvered his way around several defenders 95 yards for a touchdown on his first ever return try at the Georgia Dome in the preseason only to have the return nullified because of a penalty. Preston has continued his end zone celebration in the pros that he perfected in college of diving into the end zone. He picked up his end zone celebration from his brother, Tyrone, who also played for the Rebels (halfback/safety in '89-'91).

## Personal

The Preston family consists of three sisters and five brothers. Roell's older brother, Tyrone was in the Chicago Bears' camp in '92 while his younger brother, Rock, completed his college career in '96 as a RB at Florida State. A Miami native and product of Hialeah High School, he was an All-Dade County first teamer as a QB, WR, and RB. He also gained two letters in track. The Criminal Justice major turned in an outstanding performance in the Blue-Gray Classic by catching four passes for 122 yards, including a 40-yard TD, and was named Most Outstanding Offensive Player of the Gray squad. Roell saved his most memorable collegiate game for his last game against rival Mississippi State, catching seven passes for 150 yards, including a 30-yard touchdown grab and 24-yard kickoff return.

### Preston's Career Statistics

Year	Team	GP/GS	Rec	Yds	Avg.	LG	TD	KOR	Yds	Avg	TD
1995	Atl	14/0	7	129	18.4	61t	1	30	627	20.9	0
1996	Atl	15/2	21	208	9.9	17t	1	32	681	21.3	0
<b>Totals</b>		<b>29/2</b>	<b>28</b>	<b>337</b>	<b>12.0</b>	<b>61t</b>	<b>2</b>	<b>62</b>	<b>1308</b>	<b>21.1</b>	<b>0</b>

### Preston's Best Games

<b>Most Receptions</b> 9 vs. Hou (10-13-96) 6 @ Det (10-6-96) 6 @ S.F. (9-29-96) 3 @ Ariz (11-26-95)	<b>Most Receiving Yards</b> 79 @ Ari (11-26-95) 74 @ Det (10-6-96) 69 vs. Hou (10-13-96) 65 @ S.F. (9-29-96)	<b>Longest Reception</b> 61t @ Ari (11-26-95) 18 vs. Rams (11-19-95) 16 (3 times)
<b>Most Kickoff Returns</b> 7 @ Cin (11-24-96) 6 @ Jax (12-22-96) 6 vs. S.F. (12-2-96)	<b>Most KOR Yards</b> 176 @ Cin (11-24-96) 123 @ Jax (12-22-96) 116 vs. N.O. (11-17-96)	<b>Longest KOR</b> 50 @ Cin (11-24-96) 44 Car (9-3-95) 36 vs. Rams (12-15-96)



### **Last Season**

Craig was given an opportunity at left linebacker in the final four games of his rookie season and registered 14 tackles. A leader on special teams, his 21 tackles were second on the club, one behind Lorenzo Styles. Sauer collared three tackles each against the 49ers and Saints and four apiece versus the Rams and Jaguars (his first NFL start). Besides his three stops at New Orleans, he also recorded a team-high five special teams tackles. He forced a fumble in the Rams game off the hands of Eddie Kennison to stop a St. Louis drive at the Falcons seven-yard line.

### **College Career**

Craig was the team captain and leading tackler for the Golden Gophers of Minnesota in '95, totaling 76 tackles with 55 solo stops. He captured the school's prestigious Carl Eller Award as the team's top defensive player as a junior. The overall college numbers for this three-year starter read 239 tackles, 27 tackles for 113 yards in losses, four fumble recoveries, three INT's, a pair of forced fumbles, and seven sacks. He was named an All-Big Ten choice with a career-high 95 tackles as a junior in '94.

### **Notebook**

Sauer lived up to the words of 'student-athlete' by earning a spot on the Academic All-Big Ten team at Minnesota. This Scholar-Athlete Award winner posted a 3.3 GPA in earning a Business degree. A college quarterback at the beginning of his career, his first position coach was ex-Seattle Seahawk great Jim Zorn. His only action as a signal-caller came as a sophomore when he lined up behind center for a snap against Colorado before being switched to linebacker in spring drills of '93.

### **Personal**

This All-American safety and quarterback at Sartell (Minn) H.S. completed 158 passes for 2,134 yards with 21 TD's. The versatile Sauer also rushed for 590 yards, returned 16 punts for 325 yards, including two scores, and collected 64 tackles as a senior. A knee injury in the playoffs ended his excellent senior season prematurely. The member of the National Honor Society also lettered three times in basketball. Craig has five brothers and sisters. His mother, Peggy, is an anesthetist, and his father, Curt, works in construction. He has plans to be a stockbroker or work in commercial real estate after football. Craig was married to Shari Dold on June 21.

## Sauer's Career Statistics

Year	Team	GP/GS	Tckls	Solo	INT's	Yds	TD	Sacks	FF	FR	SpTm
1996	Atl	16/1	14	7	0	0	0	0.0	1	0	21
<b>Totals:</b>		<b>16/1</b>	<b>14</b>	<b>7</b>	<b>0</b>	<b>0</b>	<b>0</b>	<b>0.0</b>	<b>1</b>	<b>0</b>	<b>21</b>

## Sauer's Best Games

Tackles	Special Teams Tackles	Forced Fumbles
4 @ Jax (12-22-96)	5 @ N.O. (12-8-96)	1 vs. St. Louis (12-15-96)
4 vs. St. Louis (12-15-96)	2 vs. N.O. (11-17-96)	
3 @ N.O. (12-8-96)	2 vs. Car (11-3-96)	
3 vs. S.F. (12-2-96)	2 vs. Minn (9-8-96)	



**FREDDIE SCOTT**

**WIDE RECEIVER • 5-10 • 189**

**2nd Season • Penn State**

**Born 8-26-74 • Southfield, MI**

**Acq: College FA (4-24-96)**

### Last Season

Freddie made strides during his rookie season in a deep Falcon receiving corps. Scott played in 10 games and finished with seven catches for 80 yards for a 11.4 average. He caught his first pro pass on a 27-yard grab (longest of the year) in the fourth quarter against Minnesota in Week 2. Three weeks later, he hauled in two catches for 21 yards at Detroit. His best game of the year came the following week versus Houston as he totaled four receptions for 32 yards. During the season he was also used as a deep man on kickoff returns but he did not record a return.

### College Career

Scott was second on the talented Nittany Lions of Penn State in receiving as a senior with 34 receptions for 347 yards and one touchdown. His 93 career receptions for 1,520 yards rank sixth on the school's all-time charts. As a junior, he earned second-team All-Big 10 honors with his 47 catches for 973 yards and nine TD's. He redshirted as a freshman but returned to catch 12 passes for 200 yards and a score during his sophomore campaign.

### Notebook/Personal

In college, Freddie was on the receiving end of passes thrown by Carolina

Panther Kerry Collins. Collins helped Scott set a school single-season record by averaging 20.7 yards per catch during his junior season. He also became only the third player in Penn State history to gain over 900 yards receiving in a season. Scott hails from a football family as he takes his first name from his famous father, Fred, who played 11 years with the Baltimore Colts and Detroit Lions from 1974-84. Fred Sr. is in the Lions' top 10 in career receptions with 223. Freddie went to well-known Michigan Country Day School which produced #1 overall NBA draft choice Chris Webber of the Washington Wizards. In high school, he excelled in football by being named an All-America by *Super Prep Magazine* with his 12 TD catches out of his 48 overall receptions as a senior for 860 yards. He also was a member of the school's baseball and track teams. Born in Miami Beach, Freddie makes Southfield, Michigan his off-season home.

Scott's Career Statistics							
Year	Team	GP/GS	Rec	Yards	Avg.	Long	TD
1996	Atl	10/0	7	80	11.4	27	0
<b>Totals:</b>		<b>10/0</b>	<b>7</b>	<b>80</b>	<b>11.4</b>	<b>27</b>	<b>0</b>
Scott's Best Games							
Receptions		Yards			Long		
4 vs. Hou (10-13-96)		32 vs. Hou (10-13-96)			27 vs. Minn (9-8-96)		
2 @ Det (10-6-96)		27 vs. Minn (9-8-96)			12 @ Det (10-6-96)		
1 vs. Minn (9-8-96)		21 @ Det (10-6-96)			10 vs. Hou (10-13-96)		

## NFL Information

### National Football League

280 Park Avenue  
New York, NY 10017  
212-450-2000  
212-681-7573 (FAX)

### NFL Properties

280 Park Avenue  
New York, NY 10017  
212-450-2000

### NFLP Publishing

6701 Center Drive West, Ste 111  
Los Angeles, CA 90045  
310-215-1606



### NFL Films

330 Fellowship Road  
Mt. Laurel, NJ 08054  
609-778-1600

### Elias Sports Bureau

500 Fifth Avenue  
New York, NY 10036  
212-869-1530

### Pro Football Hall of Fame

2121 George Halas Drive NW  
Canton, OH 44708  
330-456-8207



### **Last Season**

Chuck's fifth season in Atlanta saw him establish a career-high 79 tackles, while leading the defense in QB pressures with 48. He finished tied for second on the club's charts in QB sacks with six. He amassed these numbers despite playing in only 15 games. Smith sacked QB Kerry Collins of the Panthers twice and recorded nine tackles along with tying a personal-best six QB pressures. His other top games came at Detroit (five tackles, a sack, six pressures), versus Houston (seven stops, one sack, three pressures), and against Pittsburgh (eight tackles, 1.5 sacks). Chuck was awarded a game ball by the coaches for his overall effort against the run and pass in a win over New Orleans in Week 11 that included seven tackles and three QB pressures.

### **Pro Career**

With last year's numbers, Smith upped his QB pressures to 157 and his QB sack total to 28, and his forced fumble to total to 12, in five seasons. He's now played in 75 games with 39 starts heading into this season. Chuck battled back from major reconstructive knee surgery in '95. His career-best season included setting personal-high's for tackles (73, broken in '96), solos (43), QB pressures (34), and forced fumbles (4). His breakout season came in '94 when he established himself as one of the NFL's better pass rushers by finishing with 11 QB sacks, 7th-best in the NFL. He led the club in five defensive categories with 32 QB pressures, 4 forced fumbles, 2 fumble recoveries, and 6 batted balls. He also became the first Falcon defender to record double digits in sacks since Al Richardson's total of 10.5 in 1981. In a season of numerous highlights, Smith registered a career-high 3 sacks of Eagles QB Randall Cunningham for minus 28 yards, along with four tackles and three other QB pressures in Atlanta's 28-21 victory over Philadelphia.

### **Notebook**

His journey in the NFL has incurred its share of rough spots. On January 6, 1995, he underwent major right knee surgery (ACL) after suffering the injury in the Week 15 at Green Bay in '94. He returned to have a career year in '95. Now, Chuck will be attempting to show his fifth new defensive coordinator (in five seasons) his resiliency and trademark competitiveness for which he has been known for in Atlanta. His NFL journey has also included many stops in the community to give something back. Chuck's giving side of his nature was seen in the form of a charity basketball game that he organized and played in to benefit the Boys & Girls Club

of Athens, GA last year. The game which included many NFL players was held at his former Athens Clarke Central High School. He's taking classes in the offseason at Georgia State University in order to meet the requirements for his degree in Communications. In order to learn more about his chosen field, Smith served an internship at WSB-TV in Atlanta. He also continues to be active in the medium by serving as a weekly guest host on radio station "Hot" 99.7 in Atlanta. In college at UT, he had his own radio show and worked at the school's television station. Chuck has a video library in his home of the NFL's all-time best pass rushers. He also has framed jersey's in his house of some of these players like Reggie White and Richard Dent.

### College Career

Chuck was the second Tennessee defensive player (Chris Mims the other) off its '92 squad to get drafted in the first two rounds. The All-SEC defensive end totaled 111 tackles, 13.5 QB sacks, 19 tackles for losses, and 23.5 batted balls during his two-year stay in Knoxville. He transferred to Tennessee after two years at Northwestern Oklahoma A&M, where he collected over 120 tackles in leading his club to a Top Ten ranking and nine wins each season. Chuck capped off his career by adding 3 sacks in the Senior Bowl.

### Personal

Chuck's Clarke Central High School team out of Athens, Ga. won 29 straight games his last two seasons including a perfect 15-0, a #2 national ranking, and state 4A title as a junior in '85. His senior team was 14-0 before losing in the state championship game. Smith was a 200-meter sprinter in track and a catcher on the baseball team. Charles Henry III was born in Athens, Ga. on Dec, 1, 1969. As a 12 year-old he used to sit outside of Fulton County Stadium and wait to get an autograph or just see one of his hometown Falcons. A consummate tactician, he has over 30 video tapes in his collection at home of some of the League's best pass rushers over the years. Whether it's Reggie White, Lawrence Taylor or Charles Haley, Chuck dissects each player looking for any new move. One of his favorite ways to pass the time is bowling and fishing.

### Smith's Career Statistics

Year	Team	GP/GS	Tckls	Solo	Sacks	Press.	FF	FR	INT	TD's
1992	Atl	16/0	30	13	2.0	16	0	1	0	0
1993	Atl	15/0	30	16	3.5	27	4	2	0	0
1994	Atl	15/10	45	33	11.0	32	4	2	1	1
1995	Atl	14/14	73	44	5.5	34	4	2	0	0
1996	Atl	15/15	79	38	6.0	48	0	1	1	0
<b>Totals:</b>		<b>75/39</b>	<b>257</b>	<b>144</b>	<b>28.0</b>	<b>157</b>	<b>12</b>	<b>8</b>	<b>2</b>	<b>1</b>

### Smith's Best Games

Sacks	Tackles	QB Pressures	Interceptions
3 vs. Phil (11-27-94)	11 vs. NE (10-1-95)	6 @ Det (10-6-96)	1 vs. S.F. (12-2-96)
2 @ Car (9-1-96)	10 @ SF (12-4-94)	6 @ Car (9-1-96)	1 @ S.F. (12-4-94)
2 vs. Jets (9-24-95)	9 @ Car (9-1-96)	6 @ NO (9-17-95)	
2 @ S.F. (12-4-94)	9 @ Ariz (11-26-95)	5 vs. Phil (9-22-96)	
2 @ Rams (12-27-92)		5 vs. Dal (11-21-93)	



## Last Season

Dan performed at a high level again for the Falcons' special teams. Stryzinski broke his personal-best for gross punting average by almost an entire yard with a 42.0 mark. His 3,152 punting yards and 75 total punts were the second-most ever in his career. He ranked second in the NFL in fair catches forced with 25 and second in fewest touchbacks with only four. Dan's net average was 35.5 and he dropped 22-of-26 punts inside the 20-yard line.

## Pro Career

He pushed his career totals for punts to over (520) and just passed 20,000 career yards (20,948). He's now directed 130 punts inside the 20 yard line in seven seasons. On the other foot, he has only allowed 37 touchbacks out of 520 career punts for a low average of just 5 a season. By dropping 22 punts inside the opposition's 20-yard line he chalked up a 4th straight year with 20 or more in a season. Stryzinski was released by the Saints, Colts, and Browns before staying on with the Steelers in '90. In '94, he led the NFL in fewest punt returns allowed (18), fewest yards (with only 94), and lowest punt return average (5.4). He paced the League in forcing fair catches four out of five seasons in Tampa and Pittsburgh with an average of 30 per year. Dan has now punted 267 consecutive times without a punt being blocked which covers the last 57 games. The last time Dan had a punt blocked was by the Falcons on Oct. 31, 1993, in Tampa Bay. That's his only block of the past five years (381 punts).

## Year-by-Year

**1995:** Dan enjoyed his second best season ever in terms of gross average with a mark of 41.2. Stryzinski also ranked 11th in the NFL in lowest net average at 36.2 per game, 4th in the NFL for fewest touchbacks with five, and 10th in fewest returns with only 28. He also had a career long kick of 64 yards at Buffalo.

**1994:** He led the NFL in fewest punt returns allowed with 18 and for the fewest yards with only 94. He set a Tampa Bay record for forced fair catches with 42 while boasting the lowest punt return average at 5.4.

**1993:** He posted the third highest mark in the NFL with his 23 forced fair catches. He dropped 24 punts inside the 20-yard line, with only three touchbacks and had a gross average of 40.6 and a net of 35.3. Dan established a personal high with 10 punts at Green Bay, downing three inside the 20.

**1992:** Once again, he was the League leader in forcing fair catches (tying Rick Tuten of Seattle) for the third time in his career with 26. With his high, booming kicks, he set a Buccaneers record for net average with a 36.2 mark, tying for fourth in the NFC. His foot also enabled the Bucs to allow an NFL-low 117 punt return yards as just 22 of his 74 punts were returnable.

**1991:** The eighth best punter in the NFL boasted a net average of 36.4 yards for the Steelers. Of course, he led the NFL in the fair catch department forcing 27. His last season in Pittsburgh included a 63-yard boot at Denver.

**1990:** In his first season with the Steelers, he was atop of the League charts for the first time in forcing fair catches with 32. He also paced the NFL in percentage of punts fair caught at 49% and registered a league-low 16 punts returned. In two games, he placed three punts each inside his opponents' 20-yard line.

## Notebook

Dan and his wife, Angie, own 1993 Harley-Davidson Dyna Wide Glide motorcycles. The couple pulls the bikes out of the garage in the off-seasons and will take scenic drives through the Georgia mountains or just cruise to Buckhead for dinner. Stryzinski's interest in bikes began at an early age as he rode around trails on a dirt bike. At Indiana, he bought his first street bike and while he was in Tampa he purchased four-wheelers for his wife and kids. Dan and Angie attend local Harley-Davidson events and in '95 visited Daytona Beach for Bike Week (a gathering of Harley-Davidson owners from around the world). The Stryzinski's love riding so much that they are thinking of opening their own Harley-Davidson shop after football is over. Dan has earned the nickname of "The Hangman" for his ability to loft punts high in the air. Stryzinski and fellow Indiana kicker Pete Stoyanovich formed a deadly kicking duo for Big 10 foes from 1985-88. This Public Finance & Economics degree holder worked an internship with a brokerage firm in Buckhead during the '95 off-season.

## Personal

In addition to performing the punting duties at Lincoln High School in Vincennes, Ind, Daniel Thomas played quarterback, defensive back, and wide receiver. He also led the basketball team in scoring and rebounding from his forward position. This Indianapolis native was an All-Big 10 selection twice at Indiana University and holds the school record with a 40.6 career average. Dan was a freshman walk-on for the Hoosiers. His '89 Hoosier team defeated Michigan and Ohio State en route to the Peach Bowl in Atlanta, where they lost to Tennessee in the final two minutes. The Stryzinski's have two sons, Daniel, Jr. (7) and Eric (5).

# STRYZINSKI/STYLES

## Stryzinski's Career Statistics

Year	Team	GP/GS	No.	Yds.	Gross	Net	TB	In20	LG	Blkd	FC
1990	Pitt	16/0	65	2,454	37.8	34.1	5	18	51	1	32
1991	Pitt	16/0	74	2,996	40.5	36.3	3	10	63	1	27
1992	T.B.	16/0	74	3,015	40.7	36.2	11	15	57	0	26
1993	T.B.	16/0	93	3,772	40.6	35.3	3	24	57	1	23
1994	T.B.	16/0	72	2,800	38.9	35.9	6	20	53	0	42
1995	Atl	16/0	67	2,759	41.2	36.2	5	21	64	0	21
1996	Atl	16/0	75	3,152	42.0	35.5	4	22	58	0	25
<b>Totals:</b>		<b>112/0</b>	<b>520</b>	<b>20,948</b>	<b>40.3</b>	<b>35.8</b>	<b>37</b>	<b>130</b>	<b>64</b>	<b>3</b>	<b>196</b>

## Stryzinski's Best Games

Most Punts in Game	Longest Punt
10 @ GB, 11-28-93	64 yards @ Buff, 11-12-95 63 yards @ Den, 11-3-91



**59**

**LORENZO STYLES**  
**LINEBACKER • 6-1 • 245**  
**3rd Season • Ohio State**  
**Born 1-31-74 • Columbus, OH**  
**Acq: D3 - '95 (77th)**

### Last Season

Last season Lorenzo was given an opportunity at right outside linebacker in the final five weeks of the season. This was his first extensive action at the linebacker position in two seasons and first chance on the outside. Styles registered three tackles vs the Niners, four stops at the Saints, a personal-best six tackles vs. the Rams, and five stops in the finale at the Jaguars. He totaled 20 tackles on the season at linebacker, including 11 solos, in 16 games played. In addition, 'Zo was the team leader in special teams tackles with 22. He collared three special teams stops each at San Francisco and at New Orleans as well as recording two tackles apiece on three other occasions.

### Pro Career

In his two years in the League, Styles has played in 28 games. He has labored behind three-time Pro Bowl inside linebacker Jessie Tuggle for most of his time in Atlanta before being given an opportunity at the last half of the year. He was moved to the outside in Week 13 so coaches could take a look at his potential at that position. He has excelled as a special teams leader for two seasons, amassing 41 tackles. As a rookie, he tied Jamal Anderson for second place on team charts with 19 stops and followed that up with a team-high 22 in '96. His best game on

'teams' came in a win over the Lions in '95 when he collected five special teams tackles.

## Notebook

Styles was an early entry in the '95 draft after completion of his junior season. As the anchor in the middle of the Buckeye defense, he was part of a team that posted a 27-8-2 record with three Bowl appearances. This unanimous All-Big 10 pick teamed with #1 overall draft pick Dan "Big Daddy" Wilkinson (Bengals) and first rounder Craig Powell (Ravens) on an OSU unit which was the top defense in the tough-minded Big 10. This former English major would like to be a teacher at the high school level after his playing days.

## College Career

Styles totaled 278 tackles (184 solo) during his three years at Ohio State, averaging 124 tackles over his last two seasons, more than 10 per game. As a junior, Lorenzo was an All-Big Ten Conference first team selection and earned All-American honors by the *Poor Man's Guide to the NFL Draft*. Styles led the Buckeyes with 132 tackles (76 solos), while coming up with 10 stops for 24 yards in losses, one forced fumble and four passes defended in his final campaign. Lorenzo posted a season-high 15 stops and returned an interception 18 yards vs. Northwestern. In 1993, 19 year-old Lorenzo was named Ohio State's Co-Defensive Player-of-the-Year along with Dan "Big Daddy" Wilkinson. He won unanimous first team All-Big Ten honors, was named to the *Football News* Sophomore All-America team, and was an honorable mention on the UPI All-America squad. A full-time starter, he led the team with 117 tackles (84 solo) and had 9 stops for 22 yards in losses.

## Personal

Lorenzo began his high school football career at Independence High School in Columbus, Ohio, but after two seasons moved on to Farrell (PA) High as a sophomore. This talented defender was named a *USA Today* All-America by totaling 140 tackles and 12 QB sacks. He also racked up 1,766 rushing yards and scored 23 TD's from his bruising fullback position. As a junior, he helped his team to the state Class A championship game by catching 6 TD's as a tight end in addition to his defensive heroics which included 110 tackles.

### Styles' Career Statistics

Year	Team	GP/GS	Tckls Solo	Sacks	Press.	FF	FR	Sp. Tms
1995	Atl	12/0	0	0	0.0	0	0	19
1996	Atl	16/0	20	11	0.0	0	0	22
<b>Totals</b>		<b>28/0</b>	<b>20</b>	<b>11</b>	<b>0.0</b>	<b>0</b>	<b>0</b>	<b>41</b>

### Styles' Best Games

Tackles	Special Teams Tackles
6 vs. St. Louis (12-15-96)	5 vs. Det (11-5-95)
5 @ Jacks (12-22-96)	3 @ N.O. (12-8-96)
4 @ N.O. (12-8-96)	3 @ S.F. (9-29-96)
3 vs. S.F. (12-2-96)	3 vs. N.O. (12-10-95)



### **Last Season**

Dependable Robbie started every game in the trenches for the Falcons for the second straight season. Through his powerful and timely blocks the Falcons offense registered some big games last year. Robbie was in the starting lineup in all 16 games and in 11 of those the unit amassed 300 yards or more worth of offense and in eight games they racked up over 100 rushing yards. With Tobeck's help, the birds were able to score two or more TD's in 14 games and collect 250 or more passing yards in seven contests. Since he became a starter, he has had a huge hand in two different backs each gaining over 1,000 yards as Jamal Anderson hit the mark for the first time in his career in '96. In the passing department, the Falcons finished 8th in the NFL and ended up with 26 TD's. His year included catching a one-yard TD against Pittsburgh in Week 8, lining up as a tight end, and a 14-yard pass versus New Orleans in Week 11.

### **Pro Career**

Tobeck was given a chance in the Falcons '95 training camp when incumbent Dave Richards was late reporting. He's been a consistent starter for the past two seasons with a streak of 32 straight starts. He's blocked for two 1,000 yard rushers, three 1,000 yard receivers, a 4,000 yard passer, and for an offensive unit that boasted over 300 points scored in each season as a starter. In his first season as a starter in '95, he was part of a unit that was 10th in total offense and 6th in passing and established a new team mark for passing yards in a single season with 4,456 yards. Tobeck's strong influence on the line also enabled four different birds to establish a feat never done before in the 76-year history of the NFL as each gained over 1,000 yards in '95. After spending his initial season on the club's Developmental Squad in '93, Robbie worked his way into five games in '94. In the season opener at Detroit, he was used as a tight end in short yardage situations and was on the field goal block team. Against the Rams the following week, he received his first taste of trench warfare by lining up at center in place of Roman Fortin in the fourth quarter against the Rams.

### Notebook

Two of Robbie's favorite things to do off the football field are following pro wrestling and the investment game. His friend, Ron Stud, wrestles for the WCW. He attends matches to root on his friend and also enjoys watching the antics of "Nature Boy" Rick Flair. Outside the wrestling ring, he studies the stock market on CNBC. He has parlayed his financial knowledge into purchasing numerous pay phones throughout the country which he manages. Robbie's college tutoring included 12-year NFL lineman and ex-Falcon George Yarno. George helped him make the move from defensive to offensive line after spring drills during his junior season. His college roommate was a young signal-caller and future #1 overall draft pick in Drew Bledsoe. The two have remained close friends and Tobeck was Bledsoe's best man at his wedding last spring. With a fanatical temperament for weights, Robbie has bulked up from 275 as a rookie to 300 as a starter in three years.

### College Career

Tobeck started all 12 games at center for a 9-3 Washington State team as a senior in 1992. He was moved to center from guard prior to his last year and quickly became entrenched as the starter, earning second-team All-PAC 10 honors. Robbie was especially impressive against Stanford, Fresno State, and Oregon State, winning the school's Outstanding Offensive Lineman accolades. He was also the recipient of the Frank Butler Award by his teammates. Robbie played two seasons as a defensive end at Kilgore Junior College in Texas but missed most of his second year with an injured knee. He overcame knee surgery to earn Comeback Player-of-the-Year honors on a 9-2 team.

### Personal

Robbie was a punishing 205-pound running back and linebacker at New Port Richey High School in Tarpon Springs, Fla. He rushed for an average of 150 yards a game as a senior and also led the team in tackles. This athletic big man led his high school basketball team in rebounding with an average of 21 a game and dropped in 21 points per contest for a 20-0 squad which was ranked #2 in the state. He is a presence for the Falcons' off-season hoops team. Robbie and his wife, Beth, have a daughter McKenzie (4) and one-year old son Mason.

#### Tobeck's Career Games Played/Started

**Career Totals:** 37/32

**Regular Season:** 1993 (Atl 0/0), 1994 (Atl 5/0), 1995 (Atl 16/16), 1996 (Atl 16/16)



### **BILLY JOE TOLLIVER**

**QUARTERBACK • 6-1 • 217**

**7th Season • Texas Tech**

**Born 2-7-66 • Boyd, TX**

**Acq: FA (10-23-96)**

#### **Last Season**

Tolliver was signed by the Falcons on October 23 and served as the team's third quarterback for the remaining nine games of '96. He did not see action in any contest for the Falcons. Billy Joe was re-signed by the birds after the club's first mini-camp under Head Coach Dan Reeves in March and will compete for a back-up role.

#### **Pro Career**

Billy Joe's pro career has now spanned four teams in two different Leagues. Originally a third round draft choice of the Chargers in '89, Tolliver played two seasons in San Diego before being traded to Atlanta on August 28, 1991 (for a fifth round choice). He had a 350-yard passing day versus Washington with two TD's and a 305-yard effort against Denver as a rookie. The 350 yards were the fourth highest total ever by a rookie in his first game and the 305-yards were the most thrown against a Bronco defense (#3 overall) all season. His second year in San Diego produced a stretch of 140 consecutive pass completions without an interception, second longest streak in team history. In Atlanta, he started nine games in three seasons and threw 12 TD's from '91-'93. Billy Joe was signed as an unrestricted free agent by Houston in '94 and went on to start seven games with six TD's. He was picked up by the Shreveport Pirates of the Canadian Football League as their transition player. In his lone season in the CFL, Tolliver completed 59% of his passes with 16 TD's. He was chosen by the Winnipeg Blue Bombers in the 14th round of the '96 dispersal draft after the Pirates closed shop.

#### **College Career**

He still holds some of the passing records for a single game at Texas Tech including most yards (446), and touchdowns (5). This All-SWC selection was a starter as a freshman and threw for a conference record 422 yards in his first

collegiate start against TCU. His last season in Lubbock produced 2,869 yards and 20 passing TD's. In his final appearance in a Red Raider uniform, he tossed for 456 yards against Oklahoma State.

### Notebook/Personal

Billy Joe's famous "Hail Mary" Big Ben II heave against the 49ers with seconds remaining in '91 kept San Francisco out of the Playoffs and endeared him to Falcon fans forever. A carefree, personable player, Tolliver is also a highly competitive athlete whether it's on the football field or golf course. This scratch golfer captured the \$75,000 Isuzu Celebrity Golf Championship in '96. "Shotgun," as he's known to people in his hometown of Boyd, Texas, earned his catchy moniker by leading Boyd High School to the state Class AA title in 1983. The antics and heroics of this *Fort Worth Star Telegram* Player of the Year are legendary in those parts of Boyd. They stretch from the time he began to drive the family's '66 Ford pick-up truck in the fourth grade to his 14 no-hitters with a 92 MPH fastball in high school. He and his wife Sheila have a son, Austin (7), and a daughter, Mackenzie (5).

### Tolliver's Career Statistics

Year	Team	GP/GS	Att	Comp	Comp%	Yds	Long	TD	Int.	Rate
1989	S.D.	5/5	185	89	48.1	1,097	49	5	8	57.9
1990	S.D.	15/14	410	216	52.7	2,574	45t	16	16	68.9
1991	Atl	7/2	82	40	48.8	531	75t	4	2	75.8
1992	Atl	9/5	131	73	55.7	787	30t	5	5	70.4
1993	Atl	8/2	76	39	51.3	464	42t	3	5	56.0
1994	Hou	11/7	240	121	50.4	1,287	44	6	7	62.6
1995	Shrev	18 games	461	273	59.2	3,767	80t	16	15	83.4
1996	Atl	0/0	0	0	00.0	0	0	0	0	00.0
<b>NFL Totals:</b>		<b>55/35</b>	<b>1,124</b>	<b>578</b>	<b>51.4</b>	<b>6,740</b>	<b>75t</b>	<b>39</b>	<b>43</b>	<b>65.5</b>
<b>Totals:</b>		<b>73 games</b>	<b>1,585</b>	<b>851</b>	<b>53.7</b>	<b>10,507</b>	<b>80t</b>	<b>55</b>	<b>58</b>	<b>70.7</b>

### Tolliver's Best Games

<p><b>Attempts</b> 51 @ Den (12-16-90) 51 vs. N.Y. Jets (12-3-89) 48 vs. Den (12-24-89) 43 @ Raiders (10-30-94) 39 @ Wash (12-10-89) 38 @ K.C. (11-18-90) 38 vs. Cin (9-16-90)</p>	<p>20 vs. Cin (9-16-90)</p> <p><b>Gross Yards</b> 350 @ Wash (12-10-89) 308 @ Den (12-16-90) 284 vs. Cin (9-16-90)</p>	<p><b>Touchdowns</b> 3 vs. L.A. Rams (10-14-93) 2 (12 times)</p>
<p><b>Completions</b> 26 @ Den (12-16-90) 24 @ Wash (12-10-89) 24 vs. N.Y. Jets (12-3-89) 22 vs. Den (12-24-89) 21 @ K.C. (11-18-90)</p>	<p><b>Completion Percentage</b> .682, 15-22 vs. Sea (11-25-90) .667, 10-15 vs. Jets (11-21-94) .667, 16-24 vs. Pho (11-15-92) .667, 18-27 vs. K.C. (11-23-90) .667, 12-18 @ Jets (10-14-90) .640, 16-25 vs. S.F. (11-9-92) .615, 8-13 @ Chi (10-3-93) .615, 24-39 @ Wash (12-10-89)</p>	<p><b>Long</b> 75t @ Wash (11-10-91)</p> <p><b>Most Interceptions</b> 4 vs. Ariz (12-4-94) 4 vs. Den (12-24-89)</p> <p><b>Fewest Interceptions</b> 0 (27 times)</p>



### Last Season

Jessie led the team in tackles for the eighth straight season as he pounded out 184 tackles with 108 solo stops. Tuggle averaged 11.5 tackles per game and added a QB sack, 11 QB pressures, and a forced fumble to his yearly totals. He amassed 10 or more tackles in game 13 times last year and led the team in tackles in a game 12 times. His top tackle game was at Detroit in Week 5 as he finished with 19 stops. Jessie's other top effort games were: at Jacksonville (16 tackles), San Francisco (15 stops), Minnesota (14 tackles), and at Cincinnati (13 tackles).

### Pro Career

During Tuggle's decade of excellence he has consistently been the leader of the Falcons defense. If he plays in all 16 games this in '97, he'll move into 3rd place for most games played in team history (171). Tuggle already ranks 3rd in games started, two ahead of Tommy Nobis. His career accomplishments include the following:

- ✓ Voted as NFC Pro Bowl starter at middle linebacker three times ('92, '94-'95).
- ✓ Amassed 180 or more tackles in a season eight straight years.
- ✓ Holds NFL record, for most career fumble returns for touchdowns, with four.
- ✓ NFL's top tackler in '90 with 201 tackles and in '91 with 207 stops.
- ✓ Only Falcons defensive player to total over 200 tackles in back-to-back seasons.
- ✓ Played in 75 straight games over five years before he was forced to miss a game in '92 due to illness (nonbacterial viral meningitis). Now, he has a new streak of 78 games in-a-row since. That's 153 out of 154 possible games played.

- ✓ Built up a streak of 31 straight games with 10 or more tackles until '93.
- ✓ 58% of his 1,666 career tackles have been solo stops (958).
- ✓ Scored touchdowns on long runs of 69 yards off a fumble recovery at New Orleans in '92 and off a 27-yard interception return in '95.
- ✓ Totaled four games with 20 or more tackles including a personal-best 24 in '90.

### Year-by-Year

**1995:** This Pro Bowl starter recorded a career-best 126 solos out of his team-high 180 tackles. He averaged 11 tackles per game with 20 stops as a seasonal-high at New Orleans. He sealed the big win over the Saints with a endzone theft with 1:11 left. He scored his first interception TD on 27-yard return vs. Arizona.

**1994:** He posted the third highest tackle total of his career with a team-high 195 stops to earn another spot on the NFC Pro Bowl squad. Tuggle pounded the opposition to register 10 or more tackles in 12 of his 16 starts and his 111 solo stops were tops on the club's charts and the second highest tally of his career.

**1993:** Jessie recorded over 100 tackles for the sixth straight season with a team-high 185 stops. After missing all of the preseason in a contract dispute, he started the opener at Detroit and delivered 10 tackles, including two for loss. Tuggle recorded the 1,000th tackle of his career in Week 8 against the Saints. Three weeks later, he led the team with 12 tackles and a sack in his 100th NFL game at Los Angeles Rams.

**1992:** The first time Pro Bowl starter paced the club in tackles for a fifth straight season with 193 stops. He dropped 10 pounds due to a bout with viral meningitis which put him in Piedmont Hospital for the Redskins game. Jessie set a personal record with 10 or more tackles in all 15 games he played.

**1991:** He led the NFL in tackles again by posting a career-high 207 in being named to *Sports Illustrated's* All-Pro team. Jessie was named NFC Defensive Player-of-the-Month for December with his 49 tackles, 1 FR, and his first NFL theft. He continued his "Hammer"-ing of opponents in the playoffs with a team-high 31 total stops. His top efforts were a 22 tackle day (second-most ever) vs. N.O. and 19 stops at Dallas. His busy season also included an 18-yard fumble return for a TD against the Raiders.

**1990:** Jessie led the NFL in tackles with a then personal best of 201 as he helped the Falcons record the lowest per rush average in the League at 3.3. He was the first Falcon to total over 200 stops since Buddy Curry's 229 in 1983. Tuggle was second on the club with 5 QB sacks and finished in double digits in tackles 11 times. His 24

# TUGGLE

---

tackles against the Bengals set a personal high and were included in a streak of 10+ tackle efforts in eight consecutive weeks.

**1989:** In his first full season as a starter, he collared a club-high 183 stops from the inside and paced the team in tackles in 10 out of 16 games.

**1988:** He developed a reputation around the League by dealing out vicious blows in a sophomore campaign that included his first 100-plus tackle season. Jessie started 8 out of his 16 games played and recovered a fumbled punt return for his first NFL TD at the Rams, while chipping in with 17 tackles and a blocked field goal.

**1987:** As a rookie, young Jessie played in 12 games with four starts, and impressed with plenty of hard hits. He made the roster as a free agent after a strong camp.

## College Career

Jessie received the ultimate compliment when his #88 jersey was retired from Valdosta State in 1993. He left as the Blazers' record holder with 340 tackles. A Gulf South Conference selection for three years, Jessie started all four years and was the Conference's Defensive Player-of-the-Year as a senior. Valdosta St. is a Division II school with 9,500 students.

## Notebook

Jessie is an electronics nut who has had the bug since his mother bought him an Atari video game system (with "Space Invaders") at age 15. He now owns SuperNintendo, Sega Genesis, Sony Play Station, and a Panasonic 3DO. Tuggle likes to watch movies and he doesn't have to leave his house to go to the theatre. He has a state-of-the-art home theatre system with 11 theatre-style rocking seats, a 126-inch screen, a THX sound system, a laser disc player, and Super VHS. Maybe it's because he grew up with only a standard 25-inch black & white TV in his family room but Jessie currently owns 10 televisions sets. Of course, he has two personal computers, plus one each for his children and wife. Tuggle loves bodybuilding as much as his electronics. As a 165-pound junior in high school, he nearly bench pressed twice his own weight clearing 300 pounds. Two years later at Valdosta State college he went from a bench of 330 pounds to 475 as a senior. After giving his alma mater a donation of \$25,000 to begin a scholarship fund, he was proud to learn that they named their new workout facility the "Jessie Tuggle Strength & Fitness Complex."

## Personal

He is a native of the football-crazed section of Southern Georgia in Spalding County in Griffin, Ga. (which produced ex-Bear Willie Gault and former Cowboy Rayfield Wright-Tuggle's uncle by marriage). He went from playing on the 'B' team in high school to senior Most Valuable Player. Jessie received his dogged

determination from Jessie Floyd, Sr., a tractor trailer driver, and Ada Tuggle, a factory worker. The Falcons' first learned about Tuggle at an off-season banquet in '87. When he wasn't drafted out of college, the personal slight was cushioned somewhat when his favorite hometown team signed him to a free agent contract. He's been the mainstay of the birds' defense ever since. His community involvement over the years has endeared him to Falcons fans throughout the South. The club's "Man of the Year" in '93 and United Way spokesperson in '95-'96, he is a powerful presence on the speaking circuit. He once addressed over 5,000 youngsters at a Drug Enforcement Agency rally in Nashville, Tenn. Besides making regular visits to area hospitals and annually feeding the homeless at Thanksgiving, he also played a role in the J.C. Penney /NFL Take A Player To School program. Jessie has six brothers and sisters and Frank & Ray Tuggle even travel to road games at times to watch their brother play. He married his high school sweetheart, Dajuan, and the Tuggle family now consists of son, Justin and daughter Jessica Dajuan. Jessie was honored as Atlanta's "Peach of an Athlete" in '96 for his community work.

### Tuggle's Career Statistics

Year	Team	GP/GS	Tckls	Solo	Asst	Scks	Press.	INT's	PD	FF	FR
1987	Atl	12/4	35	18	17	1.0	6	0	2	0	0
1988	Atl	16/8	103	60	43	0.0	1	0	3	1	1 (TD)
1989	Atl	16/16	183	112	71	1.0	5	0	3	0	1
1990	Atl	16/14	201	99	102	5.0	10	0	2	3	2 (TD)
1991	Atl	16/16	207	106	101	1.0	6	1	4	1	2 (TD)
1992	Atl	15/15	193	98	95	1.0	6	1	0	1	1 (TD)
1993	Atl	16/16	185	120	65	3.0	2	0	7	1	1
1994	Atl	16/16	195	111	84	0.0	8	1	4	1	1
1995	Atl	16/16	180	126	54	1.0	5	3	3	1	0
1996	Atl	16/16	184	108	76	1.0	11	0	1	1	0
<b>Totals:</b>		<b>155/137</b>	<b>1,666</b>	<b>958</b>	<b>632</b>	<b>14.0</b>	<b>60</b>	<b>6</b>	<b>29</b>	<b>10</b>	<b>9</b>
* Also has 65 special teams tackles											
<b>Playoff Totals:</b>											
1991		2/2	31	15	16	0	0	0	0	0	0
1995		1/1	6	5	1	0	0	0	0	0	0

### Tuggle's Best Games

Tackles	Sacks	Interceptions
24 vs. Cinc (10-28-90) 22 vs. NO (9-29-91) 21 @ NO (11-25-90) 20 @ NO (9-17-95) 19 @ Det (10-6-96) 19 @ Rams (10-21-90) 19 @ Dall (12-22-91)\	14 games with 1 sack (Last time vs. Phil (9-22-96))  <b>Forced Fumbles</b>  2 @ N.O. (11-25-90)	1 vs. NO (12-10-95), 49 yds @ Ari (11-26-95), 27 yds vs. Det (11-5-95), 8 yds @ Dall (12-22-91), 22 yds @ GB (11-4-92), 1 yd @ NO (11-13-94), 0 yds



### **Last Season**

Ed played in all 16 games with four starts for the 10-6 Playoff bound Philadelphia Eagles. West was in a three tight end rotation along with Jason Dunn and Jimmie Johnson. A consistent blocker, he helped pave the way for Pro Bowl RB Ricky Watters to gain 2,684 rushing yards with 24 TD's over the past two seasons. It was West's instrumental block that sprung Ricky Watters on a 56 yard touchdown run at the Georgia Dome last year. In a start at Miami, he opened up holes for Watters to gain a career-best 173 rushing yards, the most by an Eagle runner since '85. For the game, the Eagles amassed 419 total yards, second-best total on the year. In other starts, Philadelphia racked up 402 total yards at Washington (4th best all season), and 385 versus Buffalo. This solid receiver hauled in his longest reception since '90 with a 29-yarder against Carolina. He finished the year with eight catches for 91 yards.

### **Pro Career**

West is a savvy veteran of 199 NFL games with 122 starts to his credit in 13 seasons. He's played every game in 6 of the past 7 years, missing two games in '94. He played 11 years with the Packers and is ranked second in team history with 202 receptions. His blocking and pass receiving enabled four Green Bay QB's to pass for over 3,000 yards six times, including a 4,000 yard season and Brett Favre's MVP season of '94 where he threw for 3,882 yards with 33 TD's. Ed was signed by the Colts as an unrestricted free agent in '95 but was released in training camp. He was quickly picked up by the Eagles and proceeded to start every game in Philadelphia. His most productive pass catching seasons were in '93 and '94 when he collected 25 and 31 receptions, respectively. A free agent signee of the Packers after the '84 draft, he scored five of seven total times he touched the ball as a rookie. He broke in as the starter in '86 and would go on to amass 104 starting assignments in a Green Bay uniform. West hauled in 30 catches for the first time in his career in a season when he started all 16 games for the first time in '88. In '89, he was second on team ledgers to Pro Bowler Sterling Sharpe with five scores. His '90 campaign was marked by the first 100-yard receiving day of his career versus Detroit (7-103) and his second two-TD game against the Rams with a 50-yard reception. His last season in Green Bay was his most productive from a pass catching standpoint as he posted 31 catches for 377 yards.

### College Career

A three-year starter and four-year letterwinner for the Tigers of Auburn University, he caught 42 passes for 553 yards and two scores in college. As a senior, he was the team's leading receiver with 16 receptions for 189 yards as the 11-1 Tigers won the SEC title and a berth in the Sugar Bowl.

### Notebook/Personal

This long-time warrior in the trenches will be getting a chance to block for another 1,000-yard rusher in the NFC in Jamal Anderson. He helped Watters to an NFL-high 1,885 total yards from scrimmage in '96 and will now be working with a player who finished 7th in that category (with 1,528). West knows what it takes to get the job done each week as his successful resume indicates. Veteran QB Rodney Peete said last year of West... *"Ed's not the fastest or the most gifted tight end but he knows how to get open and that's important."* Ed didn't have to go through the tedious effort of finding a place to live for his family with his new team because the West's make their off-season home in Woodstock, GA. Born in Leighton, AL., he was a three-sport standout in football, basketball and track at Colbert County (Al) High. A friend of NBA dream teamer Charles Barkley, he has worked in the past at Barkley's pager business called, Cresecent Communications in the off-seasons. He and his wife, Kecia, have two daughters, Jennifer (7/26/81) and Whitley (11/12/9), and a son, Edward Lee IV (5/8/88).

### West's Career Statistics

Year	Team	GP/GS	Rec	Yards	Avg.	Long	TD
1984	G.B.	16/0	6	54	9.0	29t	4
1985	G.B.	16/0	8	95	11.9	30	1
1986	G.B.	16/6	15	199	13.3	46t	1
1987	G.B.	12/11	19	261	13.7	40	1
1988	G.B.	16/16	30	276	9.2	35	3
1989	G.B.	13/12	22	269	12.2	31	5
1990	G.B.	16/16	27	356	13.2	50	5
1991	G.B.	16/16	15	151	10.1	21	3
1992	G.B.	16/8	4	30	7.5	10	0
1993	G.B.	16/7	25	253	10.1	24	0
1994	G.B.	14/12	31	377	12.2	26	2
1995	Phil	16/14	20	190	9.5	26	1
1996	Phil	16/4	8	91	11.4	29	0
<b>Totals:</b>		<b>199/122</b>	<b>230</b>	<b>2,602</b>	<b>11.3</b>	<b>50</b>	<b>26</b>

### West's Best Games

Receptions	Yards	Long	TD's
7 vs. Det (12-22-90)	103 vs. Det (12-22-90)	50 vs. Rams (9-9-90)	2 vs. Rams (9-9-90)
6 @ K.C. (11-8-93)	103 @ Chi (11-23-86)	46t @ Chi (11-23-86)	2 vs. N.O. (9-17-89)
6 vs. N.O. (9-17-89)	87 vs. T.B. (11-25-90)		1 (22 times)
6 @ T.B. (10-2-88)	87 vs. N.O. (9-17-89)		
5 (4 times)	86 @ K.C. (11-8-93)		
	80 vs. Minn (12-13-87)		



### Last Season

A veteran presence in the Kansas City secondary, William played a valuable role as both a back-up free & strong safety in 13 games. He started his 100th game of his career in '96 and missed three others with a back injury. White recorded 24 tackles, four passes defensed, two QB pressures, and a forced fumble. He also contributed six special teams tackles (10th on club) to his totals. His top game on the year was a nine tackle outing with six solos at Houston. William added three tackles & a forced fumble versus Green Bay, and four tackles against Buffalo.

### Pro Career

White brings a wealth of NFL experience to his third team in 10 seasons. This cagey veteran of 121 games began his career in Detroit in '88. He played in 95 games for the Lions with 79 starts and finished with 450 tackles, 13 interceptions, and 29 passes defensed. He joined the Chiefs in a July '94 trade and became KC's starting free safety in 15 games. For the fifth time in his career he logged time in every game with five starts (3 at FS, 2 at SS) for the Playoff bound Chiefs and ranked eighth on the club with 70 tackles. His long and productive career has included such feats as stealing a pass in his first pro start in '89 and scoring TD's three different ways via an interception return ('90), fumble return ('89), and blocked field goal ('91).

### Notebook

William has been a playmaker in the secondary wherever he's played during his stint in the NFL. He has a knack for coming up with big plays at crucial times. From providing a punishing blow to force a key fumble (vs. Todd McNair which was picked up and returned for game-winning score in '95) to picking off a pass to stop a drive (vs. Dolphins' Dan Marino in '95), White has delivered. This opportunistic former fourth rounder even stole a pass (against the Cardinals) in his first pro game. White has also earned a reputation for his smarts in the

secondary and for being a reliable open field tackler. He has been synonymous with winning throughout his career as he has started five out of the seven total Playoff games played and has played in the NFC Championship game (in '91 with the Lions). One of White's pet projects in the off-season centers around Community Rebuild, Inc., a program started by NFL players to help restore Los Angeles.

### College/Personal

A first-team senior All-Big 10 selection, he finished his career as a Buckeye with 178 tackles and 16 interceptions, returning two for TD's. William gained 1,444 yards with 12 TD's as a prep running back in his final season for Lima (Ohio) Senior High School. A giving athlete, he and Vikings WR Cris Carter established Carter/White charities in '91 to help the youth of the Columbus, Ohio area. Some of the things the charity does to give back to the community are to host a free football camp for over 1,500 youth and spearhead an off-season golf tournament to raise funds. William brings a powerful message to school's as he is an active member of Pro Challenge, which sends an anti-substance theme to the youth. Because of his social conscience, White was selected as Detroit's Edge Man-of-the-Year in '92. William Eugene and his wife, Nikol, reside in Columbus in the offseason.

White's Career Statistics										
Year	Team	GP/GS	Tckls	INT's	Yds	LG	TD	Sacks	FF	FR
1988	Det	16/0	16	0	0	0	0	0.0	0	1
1989	Det	15/15	81	1	0	0	0	1.0	0	1 (TD)
1990	Det	16/16	106	5	120	48	1	0.0	0	0
1991	Det	16/16	87	2	35	28	0	0.0	0	0
1992	Det	16/16	76	4	54	28	0	0.0	0	0
1993	Det	16/16	84	1	5	5	0	1.5	0	0
1994	K.C.	15/15	97	2	0	0	0	0.0	0	1
1995	K.C.	16/5	70	2	48	30	0	1.0	0	0
1996	K.C.	13/1	24	0	0	0	0	0.0	0	0
<b>Totals:</b>		<b>139/100</b>	<b>641</b>	<b>17</b>	<b>262</b>	<b>48</b>	<b>1</b>	<b>3.5</b>	<b>0</b>	<b>3</b>
White's Best Games										
Tackles			Interceptions			Passes Defensed				
14 vs. Wash (11-4-90)			2 @ Sea (12-30-90)			4 vs. Atl (9-16-90)				
12 @ Sea (11-27-94)			1 (15 times)							
12 @ K.C. (10-14-90)										



### Last Season

For the fourth straight season, big Bob protected the important blind side of the quarterback at left tackle in all 16 games. Whitfield bulldozed holes for Jamal Anderson's first 1,000 yard season of his career, allowed time for Bert Emanuel's 3 100-yard receiving games, and produced over 300 points for a 4th straight year. The Falcons' offense tallied 423 total yards against St. Louis, 417 at Cincinnati, 391 vs. Philadelphia, and 369 at Dallas through Bob's help. Atlanta boasted the 8th-best passing attack in the NFL with 26 TD's through the air and an average of 244 yards per contest. With him manning the left flank, the Falcons as an offense scored two or more TD's in a game 14 times, 250 passing yards or more 7 times, 100 rushing yards 8 times, and 300 yards or more worth of offense 11 times. He was named to *UPI's* second-team All-NFC.

### Pro Career

Bob has started 64 consecutive games and played in 75 overall in five seasons. Since the 1970 merger, no offensive tackle in pro football has started as many games as soon as the 25 year-old Whitfield (doesn't turn 26 until Oct. 18). He came into the League after his junior year and played half of his '92 rookie season at the age of 20. Whitfield has blocked for three 1,000 yard rushers, four 1,000 yard receivers, and a 4,000 yard passer as a Falcon. He has helped four of his offensive teammates make the Pro Bowl since '92. His strong work in the trenches enabled the Falcons to become the first club in NFL history to boast four different players with over 1,000 yards in '95. Because of a contract dispute, he did not report until two days before the '92 opener. He still managed, however, to work his way into 11 games during his rookie campaign. He saw the most time against former Saints pass rushing Pro Bowler Pat Swilling and did not allow a sack in a impressive rookie debut.

### College Career

The consensus junior All-American tackle led the Cardinal of Dennis Green to an 8-3 record and a Bowl bid in his final season at Stanford. A starter for three seasons, Bob was a two-time finalist for the Vince Lombardi Award and also a nominee for the Outland Trophy as the best lineman in college football. During

his final season, the 290-pounder bulldozed holes for "Touchdown" Tommy Vardell, helping Stanford post big victories over top 20 teams like Colorado and UCLA, while the offense averaged almost 400 yards and 32 points a game. In his sophomore season, Whitfield garnered second team All-America honors and All-PAC 10 accolades by not allowing a sack all season for a unit that averaged 384 yards per outing. He was the only sophomore nominated for the Outland Trophy out of the 14 finalists. He was awarded first team freshman NCAA All-America honors as a 17-year-old starter.

### Notebook

An engaging and entertaining person, Bob's entrepreneurial side led him to start his own company, Patchwerk Recordings, three years ago. The company, which produces R&B and rap songs, started in the basement of Bob's Alpharetta home and has grown to an Atlanta studio with \$500,000 worth of equipment. An honor roll student at Banning High School in Los Angeles, Bob shied away from the gang life that surrounded his brother, Paris, and instead hit the books and opposing defenders. He donated \$10,000 to a fund jointly run by the NFL and NFLPA to benefit the United Negro College Fund. Approximately \$1 million was earmarked to fund scholarships at 41 black colleges. "Big Whit" kept his best friend and mother, Eartha, close by his side by moving her to Atlanta from the West Coast. Only the fifth lineman in Falcons history (at the time) to be chosen in the first round, Whitfield was the first recruit of Minnesota's Dennis Green at Stanford. As the #8 overall draft selection in '92, he was the highest drafted Stanford player since John Elway in '83.



### Personal

When "Big Whit" decided to tryout for the football team as a ninth grader, he stood on the defensive line at 6-4, 270 pounds. His older brother, Paris, pushed Bob into football and away from the gang life in Los Angeles. Whitfield went on to earn the coveted *Gatorade* Circle of Champions Player-of-the-Year in '88 as he led Banning H.S. to an 11-3 record and a berth in the city of Los Angeles finals. He turned down Notre Dame, Michigan and Miami to attend Stanford so his mother and family could watch him play. Bob is trying to finish his Economics degree by taking classes at nearby Georgia State. He is the father of a daughter, Laniece (7), and son, Kodi (3).

### Whitfield's Career Games Played/Started

**Games Played/Started:** 75/64; Playoffs: 1/1, 1992 (Atl 11/0), 1993 (Atl 16/16), 1994 (Atl 16/16), 1995 (Atl 16/16), 1996 (Atl 16/16)



## **GENE WILLIAMS**

**GUARD • 6-2 • 315**

**7th Season • Iowa State**

**Born 10-14-68 • Omaha, NB**

**Acq: Trade - Cleveland (8-29-95)**

### **Last Year**

Gene's '96 season started slowly as he was forced to have back surgery for a herniated disc on August 1 and had his right knee scoped on Sept. 27. His first action of the season came at Dallas in Week 7. Williams was worked into the lineup more as he split time with Mike Zandofsky at right guard from Week 10-14. He played the second half in each of the final two games of the season. In his most extensive action of the season in the second half against St. Louis, Gene helped open holes for a Falcons offense to gain 423 total yards, the highest output of the year. He also was in the lineup when the birds amassed 417 combined yards at Cincinnati and 369 at Dallas. On special teams, he blocked a 41 yard field goal attempt by New Orleans K Doug Brien at New Orleans.

### **Pro Career**

Gene was acquired by the birds in an August 29th trade prior to the '95 season opener. The move paid off immediately as he replaced injured guard Mike Zandofsky in Week 4. The Falcons' offense totaled 348 and 375 yards, respectively, in back-to-back victories with him as a starter. When Zandofsky returned, Williams contributed on special teams by blocking 21-yard field goal attempt at Miami. Gene started 22 straight games for the Cleveland Browns from 1993-94 and 23 out of 29 overall games played. He was part of a line that set an NFL record by allowing only 14 QB sacks in '94 as the Browns posted a 7-2 record in his nine starts. Gene was traded to Cleveland from Miami on July 12, 1993 for a '94 fourth round draft choice. He served as a backup to Pro Bowler and ex-Iowa State teammate Keith Sims with the Dolphins, logging time in 15 games in Miami.

### **Notebook/College**

A four-year starter at Iowa State, he was named a first team All-Big Eight selection and first team All-America by *Pro Football Weekly* as a senior. He teamed with Dolphins guard Keith Sims to pace an offense that averaged 378 yards per game for the Cyclones. His first break came in his third game as a freshman when he replaced Sims who was lost for the season with a toe injury. Gene was presented with the 1994 Doug Dieken Humanitarian Award by the Cleveland Browns Touchdown Club for his efforts in the community. Williams plays the guitar in a rock band in his spare time. He directed and screen produced two television shows and played host to a jazz radio show at Iowa

State, where Gene earned a double major degree in Speech Communications and English.

## Personal

An avid raquetball player, this 300 pounder can be an intimidating sight when he straps on his rollerblades and takes off on the road. Gene was an all-state of Nebraska "Lineman of the Year" as he helped guide Creighton Omaha High School to a perfect 12-0 mark and the state title. Eugene Williams has been an active member of the Big Brothers/Big Sisters program during his pro career. He once hosted a Bowl-A-Thon for a group called Youth Visions. He also has participated in an NFL sponsored Bowl-A-Thon and the NFL Youth Clinic to benefit his favorite charity.

### Williams' Career Games Played/Started

**Career Totals:** 69/26

**Regular Season:** 1991 (Miami 10/0), 1992 (Miami 5/0), 1993 (Clev 16/14), 1994 (Clev 16/9), 1995 (Atl 12/3), 1996 (Atl 10/0)



**MATT WILLIG**  
**TACKLE • 6-8 • 317**  
**5th Season • Southern Cal**  
**Born 1-21-69 • LaMaranda, CA**  
**Acq: Trade - N.Y. Jets (5-2-96)**

## Last Season

Big Matt played in 12 games in his first season in Atlanta. He was used mainly on special teams but did see action on the offensive line in Weeks 10-14. In his most extensive time of the season, he replaced an injured Bob Whitfield at left tackle in the first half at Cincinnati in Week 12.

## Pro Career

The Falcons acquired Willig for a "conditional" '98 draft pick from the Jets. He started 12 games at left tackle in New York out of his 16 games played in '95. His solid work was witnessed in the Bills game as he held Pro Bowler Bruce Smith sackless. Willig inked a free agent contract as a rookie DE with the Jets in '92. He lined up some at both defensive and offensive line in his first season on the Practice Squad. He was activated for the season finale against New Orleans as a tackle. In '93, he mainly saw action on special teams in four games. Matt started two games at LG and one at LT in '94. He was in the starting lineup for the first time in his career at left tackle against Minnesota in Week 11 of that '94 season. He started the final two games for the injured Roger Duffy at the LG spot.

## College/Notebook

Matt was a big stopper on the defensive side of the ball for the Trojans of USC. A four-year letterwinner, he posted 22 tackles as a senior and 23 stops with 5 sacks as a junior. Matt had the luxury of being a member of three Bowl teams with a pair of Rose Bowl visits and an invitation to the John Hancock Bowl. Willig was on the same defense at USC as Junior Seau, Mark Carrier, and Dan Owens. In his first two seasons at USC his teams went undefeated in the PAC-10. In a rarity for offensive linemen, he and his line mates were awarded game balls by the Jets coaching staff for their work in a 31-21 victory over the Vikings in '94. That game marked his first ever NFL start. He has performed at guard, tackle and even lined up as tight end once. A Public Administration major, he was a huge presence on the football and basketball teams at St. Paul High School in Santa Fe Springs, CA. He took two classes in the spring in order to finish his degree.

### Willig's Career Games Played/Started

**Career Totals:** 46/15

**Regular Season:** 1992 (N.Y. Jets 0/0), 1993 (N.Y. Jets 2/0), 1994 (N.Y. Jets 16/3), 1995 (N.Y. Jets 16/12), 1996 (Atl 12/0)

## Hall of Fame Falcons



### Dan Reeves

- Georgia Sports Hall of Fame
- South Carolina Hall of Fame

### Art Shell

- Pro Football Hall of Fame
- South Carolina Hall of Fame



### Tommy Nobis

- Georgia Sports Hall of Fame
- College Football Hall of Fame
- Texas Sports Hall of Fame

### Billy Johnson

- Pennsylvania Sports HOF
- College Football Hall of Fame




### Rankin Smith, Sr.

- Georgia Sports Hall of Fame

### Elbert Dubenion

- Buffalo Bills "Wall of Fame"
- Boyd Dowler
- G.B. Packers Hall of Fame

# NEW FACES





### College Career

The Falcons selected a player with the prototype size (6-2), strength (203 pounds) and speed (4.4) to handle the big receivers in the NFL and at the same time play physical against the run. Booker was a two-year starter and three-year letter winner for perennial powerhouse Nebraska under Tom Osborne. With his athletic presence in the secondary, Nebraska captured two national championships from '94-95 and compiled an incredible three-year record of 36-2. Michael put an exclamation point on the Cornhuskers' second straight National title by being named the defensive Most Valuable Player at the Fiesta Bowl with an interception for a touchdown, three other passes defended (an NCAA Bowl game record) and four tackles in the 62-24 win over Florida and Danny Wuerffel. In his first ever collegiate start as a junior he earned Player of the Game honors versus Arizona State with his first career interception off of QB Jake Plummer. His career in Lincoln spanned 32 games with 21 starts and he amassed 68 tackles, five thefts for 100 return yards with a score, and 17 passes defended. Michael was a winner on three Bowl teams with victories coming in a pair of Orange Bowls and one Fiesta Bowl.

### Year by Year

**1996:** A first-team All-America and All-Big 12 choice by *The Poor Man's Guide to the NFL draft*, he lined up at left cornerback and finished with 25 tackles, 8 passes defended and one pick-off. He helped the Cornhuskers to an 11-2 record with a victory in the Orange Bowl. He posted a season-high 6 tackles against Arizona State and five stops with three passes defended over Texas Tech.

**1995:** Booker moved into the starting lineup after the second game of the season and was instrumental in Nebraska's defense of their national title. He ended up with 33 tackles with 20 solo stops and tied for the team lead in thefts with three for 50 yards in returns. On the heels of shutting out Arizona State WR Isaiah Mustafa for the first time in his career and picking off a pass he was named Player of the Game. He collected a personal-best nine tackles in a win over Kansas and stepped in front of a Danny Wuerffel pass to return it 42 yards for a score in the Fiesta Bowl win.

**1994:** He was supposed to redshirt his first season but injuries in the Nebraska

secondary forced the coaches to add him to the roster for the final seven games. He contributed four tackles in a 45-17 triumph over Kansas.

### Notebook

Michael and fellow #1 draft choice (5th overall by Detroit) Bryant Westbrook of Texas were a formidable tandem in the secondary at El Camino (Ca.) High (3,000 students). Not often do you see two players who patrolled the same secondary in high school ending up as NFL #1 draft picks (six selections apart). This prolific pair led El Camino to back-to-back county titles in '91 (13-1) and '92 (12-2) en route to a No.1 ranking in the state in '91. Both players have remained close friends through their college years and battled each other for the first Big 12 conference title last fall. They will now face each other in their first preseason and regular season games of their pro careers. Booker is now teammates with draft pick Byron Hanspard after trying to tackle the difficult runner in two games in college. Michael, who turned 22 a week after the draft, was rated as one of the best pure athletes coming out of the entire '97 NFL draft class. He likes to play physical and isn't afraid to force the run with his size and speed. *"When I got to college and saw cornerbacks who wouldn't hit...I wondered what was going on,"* he said. He will also rely on his long arms and quickness to his advantage on receivers. Booker wore the same #20 jersey as former Nebraska great Johnny Rodgers and his 39.5 vertical leap was the seventh-best leap of any Nebraska player EVER.

### Personal

Michael is the son of Fostoria and Michael Booker, Sr., a career Marine officer, from Oceanside, CA (in San Diego area). He was Southern California's Co-Defensive Player of the Year and on the Long Beach Press-Telegram's "Best of the West" list. He registered 77 tackles, two forced fumbles, three interceptions and a blocked punt in his final prep season to garner All-League, All-City, All-California Interscholastic Federation and second-team All-State honors at El Camino H.S. In limited action as a tailback, he also added 113 yards on 19 carries with two touchdowns and caught a 12-yard scoring pass. Booker was highly recruited out of high school by college powers Ohio State and Colorado as well as Utah and Hawaii. He starred as a forward on the basketball team for three years, performing on a El Camino squad that was ranked #1 in the country for much of the '92 season. Westbrook was also Booker's teammate on the basketball court.

### Booker's College Statistics

Year	GP/GS	TK	INT's	Yds	Avg	LG	TD	PD	FF	FR
1993	0/0	(Did Not Play)								
1994	7/0	4	0	0	0.0	0	0	0	0	0
1995	11/9	33	3	50	16.7	22	0	6	0	0
1996	12/12	25	1	8	8.0	8	0	8	0	0
Bowl Games	3/2	6	1	42	42.0	42t	1	3	0	0
<b>Totals:</b>	<b>33/23</b>	<b>68</b>	<b>5</b>	<b>100</b>	<b>20.0</b>	<b>42t</b>	<b>1</b>	<b>17</b>	<b>0</b>	<b>0</b>



## **NATHAN DAVIS**

**DEF. TACKLE • 6-5 • 312**

**Rookie • Indiana**

**Born 2-6-74 • Richmond, IN**

**Acq: D2 - '97 (32nd)**

### **College Career**

At a mammoth 6-foot-5 and 312 pounds, but also agile with 4.65 speed, Nathan Davis supplies the Falcons with a huge interior presence. For the Indiana Hoosiers of the Big 10, he registered 37 tackles for losses in his career, 3rd most in school history. Nathan started 32 of 44 career games and finished with 133 tackles and 13 QB sacks. Big Nathan collected 28 tackles for loss and 10 sacks over his final two seasons at Indiana, while also adding 61 solo tackles to earn second-team All-Big 10 honors. His teammates named him their Most Valuable Lineman in '95. He was slowed last year with a pelvic injury that wasn't fully discovered until the season was over. The Falcons intend to use Davis at tackle.

**1996:** He started every game except the Michigan State contest at left defensive end, recording 34 tackles with 23 solos, and 4 sacks for minus 25 yards. Also included in his totals were eight stops for losses. He had five tackles, a blocked kick, a 6-yard sack, and a deflected pass in a 33-16 victory over Purdue.

**1995:** His very productive junior season included a career-high 60 tackles and he paced the team with six sacks (for minus 38 yards). His 20 stops for loss were also a personal-best and 13th best in the nation. There was only one player in the history of Indiana football to have more tackles for losses in a single season (Van Waiters with 24 in '86). Against Michigan, he totaled 9 tackles including a pair of hits behind the line. He collared seven tackles with three stops for minus 18 yards in a win over Iowa. His fine season ended with 10 tackles and three stops for 15 yards in losses against Purdue.

**1994:** In his first season as a starter, he finished with 36 tackles, three sacks, and a team-high 9 stops for 42 yards in loss. Once again, he saved his best for state rival Purdue as he recorded a season-high 11 tackles, a forced fumble, and two sacks.

**1993:** As a reserve defensive end, he played in all 11 games and had five tackles.

### **Notebook**

Nathan was one of the fastest linemen in the country coming out of the draft last season with his 4.65 time in the 40. The Falcons were intrigued with his speed for a player of his size. At 312 pounds, he's the biggest Falcon defensive lineman

ever. He bulked up from 265 pounds to his present weight to fill out his 6-5 frame. A talented shot putter, Nathan finished 10th at the Olympic Trials for the right to compete in Atlanta for the USA in '96. The All-America and All-Big 10 selection in track captured conference titles in the shot put during the indoor (62' 8 3/4") and outdoor track seasons the last two years. He finished third indoor and fourth outdoors at the NCAA's and is the school record holder. *"Track and field has gotten me stronger, faster, and more than anything, helped my attitude,"* he said. He showed his willingness to step up and produce in big games in college. For example, in a close decision over Southern Miss, Davis came up with three key tackles for loss in the fourth quarter to kill a last-ditch scoring drive in a 27-26 win in '95. Davis has athletic roots as his cousin is perennial All-Star Barry Larkin of the Cincinnati Reds. He carries a tattoo of a scorpion on his shoulder which matches his penchant to carry a nasty mentality on the football field. Off the gridiron, he's carries a well-spoken, reflective demeanor. His massive upper arms are inscribed with the words "patience" and fury." His role model is his brother, Tim Jr., who was an all-state football player and state qualifier in the shot put at Richmond (IN) High. Nathan exceeded his older brother's accomplishments by winning two state shot put titles and was a national scholastic indoor champion.

### Personal

Born in Hartford, CT., his parents divorced when he was young. He moved to Indianapolis with his mother before she decided to enlist in the Air Force and put him up for adoption. Nathan was adopted by Tim and Mary Davis of Richmond, Indiana at the age of four. He went searching for his natural parents during Christmas of '94. Nathan's natural birth father (Nathan Gibbs) is a truck driver living in Atlanta while his natural mother (Cheryl) remarried and relocated to Lima, Ohio. A reunion took place between the families during the weekend of the Indiana-Ohio State game last fall. He says finding his natural parents has enabled him to get his past, present, and future in perspective. As a defensive end at Richmond High, he was named All-Conference, second-team All-State, and area Defensive Player of the Year with 108 tackles and 18 QB sacks as a senior. He also caught 13 passes for 220 yards with 2 TD's as the team's tight end. Nathan heaved the shot put to win the state title during his junior season and a national indoor championship his final track season.

**Davis' College Statistics**

Year	GP/GS	Tckls	Solos	Sacks	Yds	Blocks	FF	FR
1992	0/0	Redshirt Freshman						
1993	11/0	3	1	0.0	0	0	0	0
1994	11/11	36	26	3.0	19	0	1	0
1995	11/11	60	38	6.0	38	0	0	0
1996	10/10	34	23	4.0	25	1	0	0
Bowl Game	1/0	2	0	0.0	0	0	0	0
<b>Totals:</b>	<b>44/32</b>	<b>135</b>	<b>88</b>	<b>13.0</b>	<b>82</b>	<b>1</b>	<b>1</b>	<b>0</b>



## College Career

The Falcons acquired a runner with the rare combination of speed, quickness, vision, and power. Byron Hanspard enjoyed one of the finest seasons and careers in NCAA history.

- The '96 Doak Walker Award winner as the best running back in the country finished his illustrious career at Texas Tech with 4,579 rushing yards, 5,535 all-purpose yards, and 38 rushing touchdowns. The 4,579 rushing yards surpassed Bam Morris (and James Gray) into the top spot in school record books.
- This first-team consensus All-America became only the 6th runner in college football history to amass 2,000 rushing yards in a season with his 2,084 last year in 11 games. The 2,084 is the 5th-best single season mark in NCAA annals and shattered the school record of 1,752 by Morris.
- Hanspard's school-record breaking '96 season included gaining over 200-yards rushing in a game FIVE times, with four coming on consecutive weekends with 272, 214, 224, and 287 yards (school record). In addition to his 287 rushing yards against Baylor (most yards ever gained against the school), he also gained 60 more yards on three receptions to total 347 all-purpose yards.
- He closed out his collegiate career with 16 consecutive 100-yard games (last game he gained 84 yards vs. Oklahoma). During his playing days in Lubbock, he registered 22 career 100-yard games.
- Byron's 189.4 rushing average per game in '96 was the 5th-best mark ever in a single season by an NCAA runner (Barry Sanders, Marcus Allen, Ed Marinaro, Troy Davis).
- His all-purpose total of 206.91 a game last season was second only to Troy Davis' mark of 214.91.
- This workhorse showed he was durable by logging 41, 37 (twice), 36, 35, 29 and 28 carry games during his final season.

- A breakaway threat, he scored 24 rushing touchdowns over final two seasons (28 including Bowls) and 32 total TD's.
- Played in three Bowl games (Cotton, Copper, Alamo), scoring 4 TD's in the Copper with 260 yards rushing to finish as Most Valuable Player.

### Year by Year

**1996:** Byron's brilliant junior season saw him gain over 100 yards in every game but the last (84 vs. Oklahoma) to capture the Doak Walker Award and finish 6th in balloting for the Heisman Trophy. He became only the 6th back ever in NCAA history to surpass 1,000 yards in the first five games of a season. The 1,112 yards in the first five games was the second-highest total ever to start a season. He went over the magical 2,000 yard plateau and became Texas Tech's all-time rushing leader in high fashion with 257 yards against Southwestern Louisiana in the next to last game of the season (and he only carried the ball three times in the final quarter). Hanspard shredded the #4 ranked Texas A&M defense and just missed another 200-yard day, ending with 198 yards on a career-high 41 carries. He gained 107 yards rushing on a Nebraska defense ranked #3 in the nation with an average of giving up just 61.6 yards per contest. Naturally, he was a first-team All-Big 12 selection and he was afforded conference Player of the Week honors on three occasions.

### Top Rushing Games In 1996

<u>Yards</u>	<u>Att.</u>	<u>Avg.</u>	<u>TD</u>	<u>LG</u>	<u>Opponent</u>
287	22	8.2	2	51	Baylor
272	29	9.4	2	72	Oklahoma St
257	37	6.9	4	65	Southwestern La.
214	37	5.8	2	47	Georgia
198	41	4.8	0	42	Texas A&M
194	36	5.4	0	19	Kansas

**1995:** An All-Southwest Conference first-team choice, he led the team in three categories with 1,374 rushing yards, 35 receptions for 474 receiving yards, and with 108 points. He became the first player to lead the Red Raiders in all three categories since Billy Taylor in 1977. He finished the season with 1,848 all-purpose yards and 18 total TD's.

### Top Rushing Games In 1995

<u>Yards</u>	<u>Att.</u>	<u>Avg.</u>	<u>TD</u>	<u>LG</u>	<u>Opponent</u>
260	24	10.8	4	63	Air Force
228	29	7.9	2	63t	Houston
180	25	7.2	4	26	SMU
180	17	10.6	2	41t	Arkansas St.

# HANSPARD

---

**1994:** An All-SWC second-team choice as a freshman, he paced all Texas Tech rushers with 761 yards on 173 carries and five TD's. He recorded his first 100-yard game against SMU with 115 on 20 runs and scored his first TD by hauling in a 38-yard reception versus Rice. He gained a tough 111 yards against Texas and added 114 versus TCU.

## By The Numbers

Byron progressed each season until he built himself into the best running back in college football by his junior season going from 761 yards as a freshman to 1,374 as a sophomore to 2,084 last year. In the process he broke all of "Bam" Morris' school records (3,545 yds, 37 TD's). If he had remained at Texas Tech for his senior season he needed a reachable 1,864 rushing yards to move past NCAA record holder Tony Dorsett (6,082). His 127.8 career yards per game average stands 14th all-time in the NCAA record books and validates his overall productive college career. His impressive 2,000 yard junior numbers are even more astounding when you factor in he averaged ONLY SIX CARRIES in the fourth quarter. When he gained 272 yards at Oklahoma State's Texas Stadium last year he reached a mark no runner has ever achieved at that stadium including Eric Dickerson, Tony Dorsett or Emmitt Smith. Hanspard and Iowa State's two-time 2,000 yard rusher Troy Davis were formidable Big 12 competitors. In addition to Hanspard and Davis, this "Running Back (Big 12) Conference" also featured David Thompson of Oklahoma St. with an average per game of 138.5 yards, June Henley of Kansas at 134.9 and freshman Demond Parker of Oklahoma with 106.

## Notebook

Byron is a licensed Pentecostal minister (since the summer of '95) and spread the good news part time at Lubbock Community Baptist Church last year. On Lubbock's poor east side, he was also a member of Lay Ministers for Christ International, a nationwide evangelical organization that counts Packer Reggie White among its members. He found it particularly pleasing when students would stop him on campus and were as anxious to talk religion as well as football. After home games at Tech he would gather teammates and coaches around him on the field and deliver a spiritual message. A consummate team player and humble individual, when he reached the lofty mark of 2,000 rushing yards at Southwestern Louisiana the first thing he said after the game was... *"It was nice to send the seniors out with a win."* Fans of the University of Georgia became painfully aware of Hanspard when he shredded the Bulldog defense for 214 yards and two touchdowns last season in Athens.

## Personal

A high school *Parade* All-America at DeSoto H.S. (a Dallas area suburb), Hanspard was one of the most highly recruited runners in the country. He visited Nebraska, Colorado, and Notre Dame before deciding to stay in the state and attend Texas Tech. In his last two prep seasons, Byron rushed for 4,013 yards to finish 12th all-time in the talented state of Texas (for 5A competition). For his senior accomplishments, he was named Dallas area

## HANSPARD/SANTIAGO

Male Athlete-of-the-Year by averaging 8.7 yards per carry, 2,101 yards, and 35 TD's. He led DeSoto to a 12-1 record and to the state quarterfinals. Hanspard's best rushing game his final campaign was 313 yards versus North Mesquite. As a junior, he gained 1,912 yards with 134 points scored. His sophomore season saw him line up as a starting defensive back. Byron was so into sports as a child that all he received for Christmas was sports equipment. He wasn't interested in dump trucks, puzzles or video games as presents. All that was needed to satisfy this youngster was footballs, basketballs, and baseballs. The person he gives credit to as his "chief influence" was his father, Leon Hanspard, a truck driver in Dallas. His proud father only missed one of Byron's college games. The pair were inseparable on weekends on the football playgrounds of Keist Park and Wheatland Park near Dallas. Byron flashed his blazing speed and competitiveness at an early age by once catching a player from behind to save an obvious touchdown in a Pop Warner League game as a six year-old. He received some of his athleticism from his father, who played on the same high school team with ex-Cowboys TE Billy Joe Dupree. Byron's second cousin is former Bengal RB Essee Johnson. The son of Leon Hanspard and Frankie Laymond is engaged to Yolanda Sargent, a student at LSU (who may transfer to Spelman College in Atlanta).

### Hanspard's College Statistics

Year	GP/GS	Rush	Yards	Avg.	LG	TD	Rec.	Yds.	Avg	LG	TD
1994	11	173	761	4.4	34	5	11	230	20.9	55	1
1995	11	248	1,374	5.5	63	11	35	474	13.5	68	7
1996	11	330	2,084	6.1	73	13	17	192	11.3	23	1
Bowl Games	3	51	360	7.1	63	4	6	60	10.0	18	0
<b>Totals:</b>	<b>36</b>	<b>802</b>	<b>4,579</b>	<b>5.7</b>	<b>73</b>	<b>33</b>	<b>69</b>	<b>956</b>	<b>13.9</b>	<b>68</b>	<b>9</b>



**O.J. SANTIAGO**

**TIGHT END • 6-7 • 267**

**Rookie • Kent State**

**Born 4-4-74 • Whitby, Ont.**

**Acq: D3 - '97 (70th)**

### College Career

Otis Jason Santiago is an imposing figure who possesses the size (6-6, 267 pounds) to block and the speed (4.55) to beat defenders. He caught 62 passes for 730 yards for an 11.8 career average with four touchdowns for the Golden Flashes of Kent State. O.J. tied for team-honors as a junior when he hauled in 28 receptions and combined with his 26 catches as senior totaled 54 in his final two seasons. (He missed two games last year with an ankle injury.) Santiago opened up holes for the #2 ranked offense in the Mid American Conference last year so running back Astron Whatley could post two 1,000-yard rushing seasons and

## SANTIAGO

---

3,113 rushing yards in three seasons. In addition, his sturdy blocks enabled Whatley to gain 15 100-yard rushing games in three years and earn MAC Freshman-of-the-Year honors in '94. He showcased his talent by dominating more highly regarded DE Jason Taylor of Akron (who was projected by some to go in the late first round) in a 32-17 upset last year. He flashed his future promise by hauling in a 20-yard pass for his first ever collegiate reception in his first-ever game in the season opener as a freshman against Kentucky of the SEC. In his first career start vs. Bowling Green, he responded with four catches for 44 yards. O.J. started 22 of 33 career games at Kent State and was named to the MAC All-Academic first team for three straight seasons for his work in the classroom.

**1996:** This first-team All-MAC choice grabbed a season-high seven passes for 75 yards vs. Akron and five passes for 99 yards, including a 47-yarder, versus Miami of Ohio. His blocking allowed Whatley to collect a career-high 1,132 rushing yards with six 100-yard games. Against Nevada, he hauled in four passes for 62 yards with a TD. He also was on the receiving end of a 34-yard touchdown vs. Bowling Green.

**1995:** He started every game and tied Kantroy Walker for the team lead in the receiving department with a personal-best 29 catches for 297 yards, a 10.6 average, with two TD's. With Santiago leading the way, Whatley racked up five 100-yard rushing days en route to 978 yards on the season. Against a South Carolina team in the tough SEC, he hauled in 5 receptions for 54 yards and added five catches for 71 yards vs. Youngstown State.

**1994:** He was partly responsible for Whatley gaining 1,003 yards on the ground in earning Freshman-of-the-Year accolades. He made seven catches on the year for 74 yards.

**1993:** He saw limited action as a reserve as a freshman.

### Notebook

Despite hailing from the Mid American Conference school in Kent, Ohio, O.J. made the most of his time at the Hula Bowl, Blue-Gray Bowl, and the scouting combine at Indy to improve his draft status. He was the fifth rated tight end by most publications and it turned out he was the fifth tight end taken in the draft. Santiago is the first tight end ever drafted out of Kent State and the highest player taken from the school since Jack Lambert and Gerald Tinker (by Atlanta) in '74. He is the highest drafted tight end by the Falcons since 1988. He didn't begin playing football in Canada until grade 12 (as a junior according to U.S. school system). He was a 6-5, 218-pounder as a high school senior and by hitting the weights and "eating right" progressed from 239 pounds as a junior at Kent State to 267 and 6-6 his final college season. This athletic native of Whitby, Ontario has only 9% body fat and a vertical leap of 38 inches. With renewed emphasis on the tight end position, competition will be heated for playing time. O.J. worked his way into a consistent starter in college by doing whatever he could to help his team. An example of his willingness to contribute came in his second season at

## SANTIAGO/CROCKETT

Kent State. Against Miami of Ohio, he caught an 18-yard pass, grabbed a two-point conversion, and totaled two special teams tackles as a reserve.

### Personal

A three-time conference All-Academic choice and GTE/CoSIDA Academic All-District first-teamer, Santiago was honored in '95 with an Arthur Ashe Award by Black Issues in Higher Education. Otis Jason was an All-Canadian first-team tight end at St. Michael's High School in Toronto. He helped guide his team to a pair of district titles and was selected to the *Toronto Star* and *Toronto Sun* all-star teams. He also competed on the defensive line and earned Defensive MVP honors at the Metro Bowl. He was agile enough to return punts and kickoffs for St. Michael's. Santiago was an all-star in hoops, leading St. Michael's to two district championships in basketball. In track, he threw the shot put and discus. He is one of three children (younger sister, older brother) of Marion and Winston (a draftsman) Santiago. A Business Administration major who lists math as his favorite subject, he calls Whitby, Ontario his hometown.

### Santiago's College Statistics

Year	GP/GS	Rec	Yards	Avg.	Long	TD	SpTm
1993	2/0	1	20	20.0	20	0	0
1994	11/2	7	74	10.6	25	0	2
1995	11/11	28	297	10.6	26	2	6
1996	9/9	26	339	13.0	47	2	2
<b>Totals:</b>	<b>33/32</b>	<b>62</b>	<b>730</b>	<b>11.8</b>	<b>47</b>	<b>4</b>	<b>10</b>



**94**

**HENRI CROCKETT**  
LINEBACKER • 6-2 • 251  
Rookie • Florida State  
Born 10-28-74 •  
Pompano Beach, FL  
Acq: D4 - '97 (100th)

### College Career

Henri emerged as a reliable starter in his senior season on a powerful Florida State team. Crockett collected 98 tackles to finish third on one of the nation's best defenses that featured two #1 top 15 picks in Peter Boulware and Reinard Wilson. He added 12 tackles for loss, 4.5 QB sacks, and an interception for the 6th-ranked Seminoles. He played in 45 games during his four-year career and finished with 192 tackles, 20 for loss, 6.5 QB sacks, two picks, and a forced & recovered fumble.

# CROCKETT

**1996:** Crockett's 98 stops were more than heralded DE Peter Boulware who was drafted third overall by the Ravens. He came up big in the rivalry with #1 Florida with 10 solo tackles, 3 for loss, in the FSU win and then 11 tackles in the rematch in the Sugar Bowl. His other top games included 16 tackles vs. Clemson and 13 stops with a sack vs. N.C. State.

**1995:** He collected 35 tackles with five stops for loss. He collared 8 stops vs. Clemson and five tackles vs. N.C. State.

**1994:** Playing the "Bandit" linebacker position, he amassed 32 tackles with a sack and stop for a loss. Henri was in on 8 tackles vs. Wake Forest and 5 solo stops in a 31-31 tie with rival Florida.

**1993:** Crockett played in every game and totaled 27 tackles, a sack, and two stops for loss. He grabbed five tackles each vs. Georgia Tech and North Carolina.

**1992:** He was a freshman redshirt.

## Notebook

Henri follows a long line of Florida State products like Deion Sanders, Bobby Butler and current teammate Devin Bush to be drafted by the Falcons. Crockett and Bush played on the same Seminole defense for two seasons. He committed to FSU after his older brother, Zack, signed up to play in Tallahassee despite being heavily recruited by rivals Miami and Florida as well as Oklahoma. He and fellow draft pick Marcus Wimberly were fierce college rivals but will now be teamed together on the same defense.

## Personal

Crockett was a *Parade*, *Super Prep*, and *Football Report* All-America and second-team selection by *USA Today* at Ely High School in Pompano Beach, Florida. Named the South's top prospect as a senior according to *Southern Recruiting Magazine*, he amassed 392 tackles in his productive prep career including 165 stops in his final campaign. He performed in the annual Georgia-Florida high school all-star game in Atlanta. Henri's brother, Zack, also played at FSU and is a member of the Indianapolis Colts. This Criminology major likes to fish in his spare time in his hometown of Pompano Beach.

Crockett's College Statistics									
Year	GP/GS	Tckls	Solo	INT's	Yds	PD	Sacks	FF	FR
1992	0/0	Redshirt Freshman							
1993	12/0	27	22	0	0	1	1.0	0	0
1994	11/0	32	20	0	0	2	1.0	0	0
1995	11/0	35	23	1	0	1	0.0	0	0
1996	11/11	98	52	1	0	3	4.5	1	1
<b>Totals:</b>	<b>45/11</b>	<b>117</b>	<b>75</b>	<b>2</b>	<b>0</b>	<b>7</b>	<b>6.5</b>	<b>1</b>	<b>1</b>

**MARCUS WIMBERLY****SAFETY • 5-11 • 192****Rookie • Miami****Born 7-8-74 • Memphis, TN****Acq: D5 – '97 (133rd)****College Career**

In starting every game as a hard hitting free safety for the 8-3 Miami Hurricanes, Wimberly totaled 71 tackles, an interception, four passes defended, and a forced fumble. Marcus was converted to his present position after his first two seasons were spent as a wide receiver. The 71 tackles were the second highest total among all Hurricane defensive backs (to Tremain Mack) and was good enough for fourth overall. He hauled in nine passes for 86 yards with a long of 19 in two seasons playing behind a talented receiving corps which would produce the likes of future NFLers Chris T. Jones and A.C. Tellison.

**1996:** His top tackling effort was a career-best 12 tackles against East Carolina. He also picked off a pass versus Syracuse.

**1995:** He was slowed by tendinitis in his right knee all season which limited him to four games played at his new position. He ended up with five tackles (four solos) with two stops each against Temple and Baylor.

**1994:** His five receptions for 34 yards came versus Arizona State, Washington, Temple and Boston College.

**1993:** The reserve flanker behind Tellison and Jonathan Harris caught four passes for 52 yards.

**1992:** Redshirted as a freshman.

**Notebook/Personal**

A bright student, he earned his college degree in Systems Analysis in the school of business at Miami. Marcus was Mr. "Do-It-All" at East High School in Memphis, Tennessee as he played running back, wide receiver, defensive back and returned kicks and punts. Wimberly racked up 1,200 yards rushing with 16 TD's and 160 yards receiving and two TD's. On defense, he intercepted three passes with seven passes defended, 38 tackles and a pair of recovered fumbles. These stats landed him on first-team All-Conference and honorable mention All-State teams. He feels his experiences at wide out will help his development as a safety. *"I can read a lot of routes easier (as a safety). By the release I can tell if a guy's breaking a route*

## WIMBERLY/COLLINS

*inside or outside.*" In his first year at Miami he was surrounded by influences of future NFL players like Ryan McNeil, Michael Barrow, Lamar Thomas, Gino Torretta, James Stewart, Horace Copeland, Chris T. Jones, Kenneth Holmes, Kevin Williams, and Warren Sapp. The intelligent performer picked up the Miami defense in less than a week when he was converted from offense. Marcus contributed to the Miami community by speaking to local schools like Joe Hall Elementary. He is the son of Alvin and Glenda Taylor.

### Wimberly's College Statistics

Year	GP	Rec	Yards	Avg.	Long	TD				
1993	10	4	52	13.0	19	0				
1994	10	5	34	6.8	15	0				
<b>Totals:</b>	<b>20</b>	<b>9</b>	<b>86</b>	<b>9.6</b>	<b>19</b>	<b>0</b>				
Year	GP/GS	Tckls	Solo	INT's	Yds	PD	Sacks	FF	FR	
1995	4/0	5	4	0	0	0	0.0	0	0	
1996	12/12	69	38	1	0	4	0.0	1	0	
<b>Totals:</b>	<b>16/12</b>	<b>74</b>	<b>42</b>	<b>1</b>	<b>0</b>	<b>4</b>	<b>0.0</b>	<b>1</b>	<b>0</b>	



**CALVIN COLLINS**

**CENTER/GUARD • 6-2 • 307**

**Rookie • Texas A&M**

**Born 1-5-74 • Beaumont, TX**

**Acq: D6 - '97 (180th)**

### College Career

Calvin was a huge presence on the offensive line for four seasons for the Aggies of Texas A&M. This talented four-year starter was either a first or second-team all-conference member EVERY season. Collins was a second-team All-Big 12 choice in '96 as he opened holes for an Aggie rushing attack that averaged 230 yards per game. He contributed 78 knockdown blocks to opponents last season. Calvin was a first-team All-SWC selection for displaying his pass blocking skills as a junior by helping Texas A&M average 201 passing yards a contest, highest in a decade by an Aggie team. With Collins protecting the line, the unit allowed only nine QB sacks all season. As a sophomore, he started five games at center and five at guard in earning a spot on the All-SWC first-team blocking for #1 pick Leeland McElroy and an offense that scored 319 points. His impressive freshman season landed him on the All-SWC first-team as a right guard as the team averaged over 400 yards worth of offense a game.

**1996:** He was credited with nine knockdown blocks to create holes for Aggie runners to collect 257 rushing yards against BYU. His crushing blocks also enabled Texas A&M to register 218 on the ground vs. Southwestern Louisiana.

**1995:** An All-SWC pick by *Football News*, *Houston Chronicle*, and *Waco Tribune-Herald*, Collins started every contest at right guard. He recorded six knockdowns as the team piled up 276 rushing yards in a 33-17 win over LSU. In a defeat of TCU, he helped the Aggies passing game total 253 yards in the air.

**1994:** Despite splitting time at center and left guard to help the team, he still was afforded honorable mention All-America (UPI) and first-team all-conference honors with his strong overall play. The Aggies averaged 360.2 yards of total offense per game behind his bruising blocks.

**1993:** As a freshman All-America, his immediate impact was felt when he was part of a O-line that helped Texas A&M score 404 points (36.7 per contest) with 27 rushing TD's and an average rush per game of 234.3 yards. He registered a season-high 10 knockdowns vs. TCU when his team gained 493 total yards.

**1992:** Redshirted his first season.


### Notebook

One of the players running back Leeland McElroy can thank for helping him become a #1 NFL draft pick (by the Cardinals in '96) is teammate Calvin Collins. Whether it was playing center, right guard or left guard, Collins was effective at bulldozing holes for McElroy to rack up 2,442 rushing yards in three seasons with 29 touchdowns and also gain 4,186 all-purpose yards. Calvin was a first-team All-SWC choice his first three seasons and then was named second-team All-Big 12 as a senior when the Aggies switched conferences. Hall of Fame offensive lineman Art Shell coached Collins at the Senior Bowl and received a first-hand look at his future pupil. He was the only underclassman starter on the Aggies senior-laden offensive line as a freshman. He used his massive leg strength to set a school record for offensive linemen with a 555-pound squat. To show he wasn't one dimensional, he placed second on the team with a 410-pound bench press.

### Personal

Calvin Lewis Collins was a *Super Prep* and *Blue Chip Illustrated* All-America choice at West Brook H.S. in Beaumont, Texas. His football resume was so impressive as a prep that he was rated the third best offensive lineman in the state of Texas and the 13th-best prospect in the Southwest. He competed at center, guard and handled the long snapping duties while garnering All-State honors. He was graded at 95% for blocking consistency as a senior. A member of the National Honor Society, Calvin was honored as the Male Student-Athlete of the Year by the *Beaumont Enterprise*. The Production Management major is the son of Donald and Linda Aplon of Beaumont.

## GRAZIANI



**13**

**TONY GRAZIANI**  
**QUARTERBACK • 6-2 • 195**  
**Rookie • Oregon**  
**Born 12-23-73 • Modesto, CA**  
**Acq: D7 - '97 (204th)**

### College Career

An athletic, mobile quarterback, Tony Graziani finished his career at Oregon as the fifth-most prolific passer with 4,498 yards. Tony tossed 24 passing touchdowns and scrambled for 335 more yards on the ground with five rushing scores. Graziani started 19 of 28 games for the Ducks and completed 54% of his passes. His best season came in '95 as he completed 231-of-426 passes for 2,604 yards with 13 TD's. He was also a threat to run, gaining 236 yards on scrambles with four rushing TD's to end up with 2,840 all-purpose yards, 3rd most in team history. The '95 season also saw him lead Oregon to an upset over UCLA as he threw for two scores and scrambled for another in a big 38-31 win. His college career included passing games of 340, 322, 316, 292, 287, 282, 276, and 255 yards. Tony was limited to six games in '96 due to a knee injury.

**1996:** He appeared in six games, completing 92 of 171 passes (53%) for 1,353 yards and eight scores. He threw for 316 yards on 19 of 32 attempts with three TD's vs. Fresno State with an 88-yard long. He completed 19 of 41 passes for 276 yards and a 35-yard score vs. Washington.

**1995:** Tony started every game except the Illinois contest and enjoyed his finest college season, leading the Ducks to the Cotton Bowl. He threw for a personal-best 340 yards on 27 of 55 tries vs. Arizona State and added 322 yards on 23 of 49 attempts with a pair of scores in a 27-20 defeat of Utah. In the upset over UCLA, he hit on 76% of his passes on 19 of 25 for 255 yards with two TD's and a 19-yard rush for a score. Graziani also recorded 282 passing yards (22-37) vs. Washington and 241 (22-30) with three TD's and a rushing score vs. California. His overall performance ranked him 8th in the nation in total offense.

**1994:** In seven games, Graziani completed 37 of 69 passes for 525 yards and three TD's. In a 22-7 win over USC, he threw for 287 yards on 16 of 31 tries and a 19-yard score.

**1993:** He saw limited action in four games as a back-up. He was redshirted in '92.

## Notebook

During Tony's career at Oregon he showed the leadership skills needed as he engineered big wins over high profile programs UCLA in '95 and Southern Cal in '94. It was Oregon's first win at the Los Angeles Memorial Coliseum against USC in 23 years as he helped lead the offensive assault that ended with 478 total yards. Graziani also led Oregon to wins at Washington and Arizona. He guided the Ducks to a 9-3 record, including a 6-2 mark in the tough PAC-10 conference in '95 with a Cotton Bowl bid against Colorado. During his final three seasons in Eugene, OR., the Ducks posted a 24-12 record, including two Bowl trips (Cotton/Rose). His numbers at Oregon were good enough to finish behind the likes of Dan Fouts and former Falcon QB's Chris Miller & Bob Berry. One of Tony's strongest suits is his ability to move around in the pocket and scramble if necessary. A product of Modesto, CA, he was a Political Science major at Oregon.

## Personal

Anthony Robert is one of four children (one brother, two sisters) of Michael and Debbie Branham and was born in Las Vegas. He established every school passing record at Downey High in Modesto, CA, throwing for 3,956 yards with 35 TD's. As a senior, he completed 129 of 221 attempts for 1,869 yards and 19 scores to help win a share of the Central California Conference crown with a 7-3 record. This senior team captain earned all-league and all-district honors. Against rival Modesto H.S., he passed for five TD's and amassed 334 yards vs. California. He set a record as a junior for passing yards with 2,087 yards, and completions with 141 en route to an accuracy rate of 56%.

### Graziani's Career Statistics

Year	GP/GS	Att	Comp	Comp%	Yds	LG	TD	INT
1992	0/0	Redshirt Freshman						
1993	4/0	4	2	50.0	16	10	0	0
1994	7/2	69	37	53.6	525	71	3	4
1995	11/11	426	231	54.2	2,604	57	13	10
1996	6/6	171	92	53.0	1,353	88	8	4
<b>Totals:</b>	<b>28/19</b>	<b>670</b>	<b>362</b>	<b>54.0</b>	<b>4,498</b>	<b>88</b>	<b>24</b>	<b>18</b>

Year	<i>Rushing</i>				
	No.	Yds	Avg.	TD	LG
1992	Redshirt Freshman				
1993					
1994	12	15	1.2	0	17
1995	81	236	2.9	4	33
1996	33	84	2.5	1	17
<b>Totals</b>	<b>126</b>	<b>335</b>	<b>2.7</b>	<b>5</b>	<b>33</b>



## CHRIS BAYNE

**SAFETY • 6-0 • 205**

**Rookie • Fresno State**

**Born 3-22-75 • Riverside, CA**

**Acq: D7 - '97 (222nd)**

### College Career

Chris was moved to outside linebacker last year at Fresno State under coach Jim Sweeney for his senior season and responded with 77 tackles, 6 passes defended, 3 QB sacks, and an interception. In his first season with the Bulldogs in '95, Bayne lined up as a safety and he had 25 tackles, four passes defended, and one interception despite missing the final six games of the year with a right shoulder injury that required surgery. Bayne played two years at San Bernardino Valley Junior College as a safety, recording seven interceptions, including an 80-yard return for a score.

**1996:** He finished fourth on the team in tackles with 77 and was third with 6 passes defended. Chris collared a career-high 16 tackles vs. Air Force. He also had 12 vs. Wyoming as well as 11 vs. Oregon and Auburn.

**1995:** His top tackle game was six stops vs. UCLA, Pacific, and New Mexico. Also against Pacific, he returned an interception 45 yards.

**1993-94:** A two-year starter in the secondary at San Bernardino, he earned first-team All-Football Conference honors in '93 landing on the second-team in '94.

### Notebook/Personal

Fresno State took advantage of Bayne's superb athleticism and moved him from safety to the linebacker position known as "Strike" for his final season last year. It was the same position occupied by Ron Cox, a former second round pick of the Bears in '90 who signed last year with the Packers. He used his quick-feet and relentless style of play to finish fourth on the team in tackles in '96. A running back and outside linebacker at North High in Riverside, CA., he also competed on the school's track team in the 100 meters and long jump. He was recruited by Arizona, Utah, Nevada, and Pitt after a fine prep career. Christopher hails from a family of two sons of Ralph and Deborah Bayne. He lists computers and bowling as two of his hobbies. A Biology major at Fresno State, he has aspirations of attending Medical school after his football career is over.

### Bayne's College Statistics

Year	GP/GS	Tckls	Solo	INT's	Yds	PD	Sacks	FF	FR
1995	6/2	25	17	0	0	4	0.0	0	0
1996	9/6	77	42	1	0	6	3.0	0	0
<b>Totals:</b>	<b>15/8</b>	<b>102</b>	<b>59</b>	<b>1</b>	<b>0</b>	<b>10</b>	<b>3.0</b>	<b>0</b>	<b>0</b>

## 1997 FREE AGENTS

#66 – Jeremy Akers .....	T .....	Notre Dame .....	6-5 .....	304 .....	R
#30 – Robert Baldwin ....	RB .....	Duke .....	5-11 .....	222 .....	1
#22 – Tim Denton .....	CB .....	Sam Houston State .....	5-11 .....	186 .....	1
#53 – Jamal Fountaine ..	LB .....	Washington .....	6-2 .....	241 .....	2
#71 – Bob Goltra .....	T .....	Pittsburg State (KS) .....	6-7 .....	315 .....	R
#40 – Geoff Grenier .....	FB .....	Oklahoma State .....	6-2 .....	240 .....	1
#39 – Derek Grier .....	CB .....	Marshall .....	6-3 .....	197 .....	1
#54 – Ruffin Hamilton ...	LB .....	Tulane .....	6-1 .....	238 .....	2
#71 – Brad Keeney .....	DT .....	The Citadel .....	6-3 .....	295 .....	1
# 2 – Bill Kushner .....	P .....	Boston College .....	6-0 .....	203 .....	1
#86 – Anthony Ladd .....	WR .....	Cincinnati .....	6-1 .....	193 .....	R
# 7 – David Lauder .....	K .....	Brigham Young .....	6-2 .....	226 .....	1
#36 – Fred Lester .....	FB .....	Alabama A&M .....	6-1 .....	254 .....	1
#73 – Barry Mitchell .....	DE .....	Idaho .....	6-3 .....	268 .....	R
#17 – Pearce Pegross .....	WR .....	Baylor .....	5-7 .....	171 .....	R
#67 – Todd Perkins .....	G .....	Texas A&M-Kingsville ..	6-3 .....	293 .....	R
#79 – Jason Simmons ....	DE .....	Ohio State .....	6-5 .....	265 .....	1
#62 – Darius Smith .....	C .....	Sam Houston State .....	6-2 .....	285 .....	1
#46 – Ed Smith .....	TE .....	None .....	6-4 .....	253 .....	1
#19 – Kevin Thornal .....	WR .....	Southern Methodist .....	6-3 .....	186 .....	R
#63 – Mathais Vavao .....	DT .....	Murray State .....	6-4 .....	295 .....	R

**Akers** started six games at left guard and had 74 knockdowns for a Notre Dame team that rushed for 271 yards per game. He helped block for fullback Marc Edwards, who was drafted in the second round by NFC West rival San Francisco. He started the first game of his junior season before missing the next eight games due to a knee injury. Jeremy started 10 games of the 1994 season before dislocating his shoulder and did not play in the Orange Bowl. As a red-shirt freshman in 1993, he started three games, including a start in the Cotton Bowl victory over Texas A&M. Jeremy earned three letters as a defensive end and offensive tackle at St. Albans High School in Washington, D.C. As a senior he was named honorable mention *USA Today* All-American and all-conference on defense, with a top individual game of 22 tackles, three sacks, and a fumble recovery. He also earned three letters in track throwing the shot put and discus. He earned his degree from Notre Dame in December '95 with a major in economics and concentration in computer applications with a 3.3 cumulative grade point average. He was born 1-9-74 in New York City.

**Baldwin** begins his second year with the Falcons after spending time on the practice squad last season. He originally signed with Seattle as a rookie free agent before being waived in training camp. On Feb. 6, 1996 he signed with the Falcons before being traded to Green Bay on June 6, 1996 for CB Lenny McGill. Robert was waived by the Packers at the end of camp, but was signed by the Falcons to the practice squad on September 25th. He lettered four years at Duke, where he carried 421 times for 1,848 yards and 20 touchdowns in his career. As a senior he was named first team All-ACC with a 1,187 yard, 12 TD performance. He earned ACC Player of the Week honors for a school record 238 yards and four touchdowns against Maryland. After his senior season, he played in both the Hula Bowl and East-West Shrine Game. Robert earned his B.A. in economics from

## 1997 FREE AGENTS

Duke University. At DeLand (Fla.) High School he was an all-county and all-conference selection at running back and he also earned three letters in baseball as a centerfielder. He was born in Macon, Georgia on 9-1-72.

**Denton** spent the 1996 training camp with the Falcons as a rookie free agent before being waived on the final roster cut. He re-signed with the Falcons in 1997. Tim was named Southland Newcomer-of-the-Year in his one and only year at Sam Houston St. after recording 55 tackles and 10 pass break-ups on the season and returning a fumble 98 yards for a touchdown to win 26-20 over SW Texas State. Most conference opponents avoided throwing to his side of the field for the season as he shut out wide receivers in five straight games. He started at Blinn (Tex.) Junior College, where he recorded 52 tackles and was named All-Texas Junior College Football Conference in 1993. In 1994 he transferred to Oklahoma University where he appeared in eight games and the Copper Bowl for the Sooners and recorded 17 tackles and a pass deflection. Denton was named all-district and all-conference at Ball High School in Galveston, Tex., where he also played basketball and baseball. Ball High School also produced Falcon corner Anthony Phillips. He was born in Galveston, Texas, 2-2-73.

**Fontaine** begins his second season in the league after signing as a free agent with the Falcons on January 8th. He was signed for the 1996 season by the Carolina Panthers, but was placed on injured reserve on 8/20/96 and waived on 10/30/96. He began his pro career as a rookie free agent with San Francisco and spent the 1994 season on the 49ers practice squad. In the 1995 season he saw action in seven games, picking up one sack for a six yard loss and three special teams tackles. He was waived, but claimed on waivers by Carolina on November 15. He was inactive for four games and was on the active roster for two games, but did not see playing time. As a senior co-captain for the University of Washington Huskies, he ranked third on the team in tackles and recorded 4.5 sacks. He started two years as a defensive end after playing eleven games at linebacker as a sophomore. Jamal earned All-Bay honors twice while attending Lincoln High School in San Francisco, CA, as a linebacker and tight end. He twice won the San Francisco City shot put title, with a best effort of 59' 9". He was born 1-29-71.

**Goltra** was a two year starter for Pittsburg State on the offensive line. As a senior he started all eleven games. In 1995 he started 13 of 14 games played and was a second-team All-MIAA pick as the Gorillas advanced to the national championship game. He started all eleven games in 1994 and he saw limited action in 1993 after transferring from the University of Kansas. A three year starter at Fort Scott (KS) High School, he was a two-time All-State performer, competed in the 1992 Kansas Shrine Bowl, and also played basketball.. His father is a college professor at Emporia State College and Bob had a 3.1 grade point average in elementary education. He was born 9-30-73 in Fort Scott, Kansas.

**Grenier** spent the 1996 training camp with Coach Reeves and the NY Giants as a rookie free agent. He joined the Falcons on February 11, 1997. As a senior at Oklahoma State, he was used primarily as a blocking back and helped lead the way for David Thompson to gain 1601 yards rushing. Geoff carried the ball 10 times for 25 yards as a senior. He began his college career at Colorado State in 1992 and sat out the 1993 season after transferring. He played in 10 games as a junior in 1994. An all-state performer at Fullerton High School in Fullerton,

## 1997 FREE AGENTS

California, he also lettered in baseball. He was born 1-25-73.

**Grier** returns to his hometown of Atlanta after spending the last four seasons in the CFL. In 1996 and 1995 he recorded 10 interceptions for 100 return yards with the Hamilton Tigercats. He spent the 1993 and 1994 seasons with the British Columbia Lions and had two picks for six yards. In 1992 he played for the Tampa Bay Storm of the Arena Football League. As a senior at Marshall in 1991, he had four interceptions, one of which he returned 100 yards for a touchdown. Derek earned his degree in Finance from Marshall. He played for C.L. Harper High School in Atlanta and resides in Atlanta during the off season. He was born 3-4-70.

**Hamilton** spent the 1996 training camp with the Falcons before being waived with an injury settlement on August 25th. He was a 6th-round draft pick by Green Bay (175 overall) in 1994. In his rookie year in '94, Hamilton played in five regular season games and two playoff outings. He was active in the first four games, inactive in Week 5, then waived 10-6-94 before being signed to the practice squad, where he remained for eight weeks. He rejoined the active roster 12-6-94, seeing action vs. Chicago, before being inactive for the final two games. He was waived on the final roster cut after the Packers' 1995 training camp. A four-year letterman (1990-93) and three-year starter at outside linebacker for Tulane, Hamilton closed out his collegiate career with 143 tackles (99 solo), 7 sacks, 2 interceptions, 2 fumble recoveries, 3 forced fumbles, and 6 passes defended. A versatile athlete, Ruffin also participated in track for the Green Wave, throwing the shot put, discus, and javelin his first two years and played in ten games with the basketball team as a junior. At Northeast High School in Zachary, La., he won four letters as a runningback and linebacker and was all-District as a senior. On the basketball court he was an all-state choice and led his team to the state finals and on the track he won the state title in the discus and earned all-state honors in the shot put. He was born 3-2-71 in Detroit, Michigan.

**Keeney** signed with the Green Bay Packers as a rookie free agent before being waived at the end of camp. After a week on the Bengals practice squad, he was signed to the N.Y. Jets practice squad on October 2nd. He signed with the Falcons on January 8th. Brad was a four time letterman at The Citadel, starting the last two years on the defensive line and was named the team's Defensive Player of the Year as a senior. He finished his career with 101 tackles, including 9 sacks and 23 tackles for loss. He also earned two letters in track. He was an all-conference and all-city selection as a tight end at Hoggard High School in Wilmington, NC, earning three letters. He resides in Wilmington, NC during the off season and has a daughter, Jessica. He was born in Augusta, Georgia 11-20-73.

**Kushner** signed with the Falcons as a free agent on April 25, 1997. He began his NFL career as a college free agent choice by the New York Jets, but was signed by the Rams June 1, 1995 and was waived on the final cuts at the end of training camp. He was signed by the Miami Dolphins on March 29, 1996 and was waived on August 14. Bill was a two-year letterman at Boston College and averaged 37.4 yards per punt as a senior. As a junior he averaged 36.3 yards per punt with 19 inside the 20-yard line and had a career long of 60 yards at West Virginia. He earned a B.S. in general management from Boston College. Bill earned second team All-State and honorable mention All-America honors as a sophomore at Palomar Junior College. At Fallbrook High School near San Diego, he played quarterback, linebacker,

and punter. He was born 1-13-70 in Farrell, PA.

**Ladd** averaged 19.5 yards per catch as a senior for the Bearcats with 21 catches for 409 yards and three touchdowns. The speedy receiver (4.4 in the 40) ended his career with 100 catches for 1,458 yards and nine touchdowns. He is ranked ninth on the school's all-time receptions list and fifth in all-time receiving yards and is only the eleventh player in school history to reach over 1,000 yards. In 1995, Anthony started 10 of 11 games at wide receiver, as he came off the bench in the final home game so a senior could start, with a season-best performance at Miami when he caught seven passes for 79 yards and a touchdown. He started the first eight games of the 1994 season before an injury, but he still led the team in receptions (35) and yards (446). After a redshirt year, he played in 10 games in 1993 with a pair of starts and an average of 17.0 yards per catch. At Homestead (FL) High School, he had 28 receptions for 534 yards as a senior on the football field and earned the team's Unsung Hero Award. On the track he qualified for the regional championships in the 200 meters, 110 hurdles, and 400 meter relay. The criminal justice major has three brothers and three sisters and was born 12-23-73.

**Lauder** is a left footed kicker who spent the last two years in training camp with the Carolina Panthers. A two-year honorable mention All-WAC selection, he was 38/39 on PATs and was 12/19 on field goal attempts as a senior at BYU. He holds the Cougars record for consecutive PATs with 53 and was named the WAC Special Teams Player of the Week after converting field goals of 48 and 49 yards in a win over Notre Dame. He was redshirted in 1993 after leading the team in scoring with 81 points in 1992. He transferred to BYU from Ricks College where he was named first team junior college All-America and broke seven school kicking records. David was a two-time all-state soccer player and all-state football player at Viewmont High School in Bountiful, Utah. He was born 2-18-69 in Weisbaden, West Germany.

**Lester** was drafted by the NY Jets in the sixth round of the 1994 draft and spent most of the 1994 season on the Jets practice squad before being signed to the active roster on 12/16. He was in the Jets training camp in 1995 before being waived at the end of camp. He then split the 1995 season between the Tampa Bay practice squad and active roster, but did not see game action. He was waived at the end of the Buccaneer's 1996 training camp and was signed by the Falcons on January 30, 1997. As a senior at Alabama A&M he played in every game and led the Bulldogs with 565 rushing yards on 130 carries and scored nine touchdowns. Fred ended his two year's at Alabama A&M with 741 yards and 10 touchdowns. He spent his freshman and sophomore seasons at Navarro (Texas) Junior College where he recorded 1,020 yards and 10 touchdowns on 236 carries. Fred was an All-Dade County selection as a senior at Southridge High School in Miami and also lettered in track. His brother, Tim, is a running back with the Pittsburgh Steelers. He was born 8-1-71 in Miami, Florida.

**Mitchell** started 26 games and played in all 43 during his four years at Idaho. In his career he has 134 tackles, 28.5 sacks (third on the Vandals all-time list), 60.5 tackles for loss (fourth on the all-time list), four passes batted down, and two fumble recoveries. As a senior he recorded seven sacks, and was named conference Defensive Player of the Week for his performance vs. Nevada (eight tackles, 2.5 sacks for 26 yards, and four tackles for a loss of 27 yards). As a junior he was named second team all-Big Sky with eight sacks on the year and

## 1997 FREE AGENTS

earned conference Defensive Player of the Week honors after a three sack, seven total tackles for loss performance in a win over Boise State to clinch a spot in the playoffs. As a sophomore he had eight sacks, ten tackles for loss, and recovered a fumble and returned it 17 yards for a touchdown against Weber State. He played in every game as a red-shirt freshman with five sacks. Kevin played only one year of football at Gateway High School in Aurora, Colorado, after moving back to the states from Germany. He earned All-Conference honorable mention, primarily for his school record 19 quarterback sacks. His father is retired from the U.S. Army and his mother is a native of Korea. He was born 3-18-74 in Fayetteville, NC.

**Pegross** averaged 19.0 yards per catch as a senior for the Baylor Bears as he increased his career stats to 66 catches for 1251 yards and eight touchdowns. His junior year he caught 31 passes for 582 yards, averaging 18.8 yards per catch, leading the team in receiving yards. His 85-yard catch against Houston was the fourth longest in Baylor history. Spent the 1994 season with the scout team and did not see action. Pearce made a big splash as a true freshman catching ten passes for 195 yards and totaling 272 all-purpose yards. The sociology major also had 18 punt returns for 76 yards, two kickoff returns for 43 yards, and three rushes for 14 yards and one touchdown in his career. At Jefferson High School in Port Arthur, Texas, he caught 54 passes for 907 yards and 11 touchdowns as a senior and was named all-district and all-area performer. He also was impressive in basketball as he averaged 18.5 points per game and ran the 400 meters in track. He was born 8-12-73 in Houston, Texas.

**Perkins** played in 44 games at Texas A&M-Kingsville, starting all 44 games. At the end of the 1996 season, he finished fifth (highest ever for an offensive lineman) in voting for the Harlon Hill Award, given annually to the NCAA Division II Player of the Year. In 1994, he played in the national championship game and the team led the nation in scoring in Division II. He was named All-Lone Star Conference three times and earned his degree in business. He played football and baseball at Mt. Pleasant (TX) High School and was named all-district on the offensive line. His father, Ken, played for the Javelinas in the 1960's and then went on to play with the Dallas Cowboys and Edmonton Eskimos. He was born 7-10-73 in Houston, Texas.

**Simmons** was the Defensive Most Valuable Player of of the 1997 World League season, recording 35 tackles, 6 QB sacks, 2 forced fumbles, and a pass breakup for the Scottish Claymores. He entered the NFL in '94 with the Redskins, was cut at the end of camp, and went on to play six games in the CFL with Hamilton before later signing as an "original" Jacksonville Jaguar. Last year he was in Kansas City's training camp and released. He had been signed by the Rams in February of '97. Simmons set the Ohio State school record with 27.5 career QB sacks and 50 tackles for loss. The Akron, Ohio, native was born Dec. 20, 1970.

**Darius Smith** was the seventh round pick by the Oakland Raiders in the 1996 draft, but was waived at the end of training camp. The three year letterman at Sam Houston State started every game he played at center. Darius was named All-Southland Conference in 1995 after missing the final six games of the 1994 season due to an ankle injury. He started the final six games of the 1993 season after transferring from Texas A&M. As a senior at Carter High School in Dallas, Texas, he earned All-State, All-Region, and All-District honors. He also

lettered in track as a shot putter and played basketball. Darius was born on 10-9-72 in Dallas, Texas.

**Ed Smith** was signed by the Rams as a free agent on July 9, 1996 and was waived at the end of camp. He joined the Washington Redskins' practice squad on October 16 and remained in Washington for the remainder of the season. Ed began his professional football career in 1996 with the Frankfurt Galaxy and ended the season with six catches for 36 yards and three touchdowns despite missing three games with a knee injury. Although he received a football scholarship to North Carolina, he signed with the Chicago White Sox as a seventh round choice out of high school. He played seven years in the minor leagues, including an assignment with the AAA Cleveland Indians team (Buffalo Bisons) in 1995. He played football and baseball at Pemberton High in Pemberton, NJ and was second team All-America tight end and first team All-State third baseman as a senior. Ed was named tri-state Athlete of the Year in 1987 (Delaware, NJ, Pennsylvania). His brother Irv Smith is a tight end for the division rival New Orleans Saints. He was born 6-5-69 in Trenton, NJ.

**Thornal** led Southern Methodist University in receiving the past two seasons. In 1996 he had 37 catches for 501 yards and seven touchdowns and caught touchdown passes in a school record five straight games. In 1995 he led the team in scoring with 36 points and in receiving with 44 catches for 531 yards and six touchdowns, and his big game was against Texas Tech as he had 138 yards and two touchdowns. He was named second team All-SWC by the *Dallas Morning News*, *Waco Tribune-Herald*, and *Austin American-Statesman*. He caught a pass in 24 consecutive games for the Mustangs, dating back to 1993. After playing in six games as a true freshman, he started the last five games of the 1993 season and then redshirted the 1994 season due to a sprained knee. At DeSoto (TX) High School (same High school as Falcons 1997 second round draft pick Byron Hanspard), he was an All-District WR as a junior and an honorable mention All-District QB as a senior. In 1991 at quarterback, he rushed for 628 yards and passed for 882 yards in the option attack. The National Honor Society member graduated with a 3.2 grade point average in history. His father, Royce, played basketball at Baylor and coached at LaVega High School in Waco. He was born 11-28-73 in Waco, Texas.

**Vavao** moved into the Racers starting line-up in 1996 after Ramon Okoli was signed by the New York Giants as a free agent. He played in eight games in 1995, recording seven tackles, and he carried the ball twice, gaining two yards. Mathias entered Murray State after two years at Chabot Junior College, where he earned all-conference honors as a sophomore. A letterman in wrestling and football at Newark (CA) Memorial High School, he was named all-region and selected to the Alameda County All-Star team as a senior. He was born 11-14-74 in Laie, Hawaii.

# '96 IN REVIEW



# Atlanta Falcons 1996 Statistics

## RESULTS AND ATTENDANCE (Actual)

### WON 3, LOST 13

Sept. 1	L	6-29	at Carolina	69,522
Sept. 8	L	17-23	Minnesota	42,688
Sept. 22	L	18-33	Philadelphia	40,107
Sept. 29	L	17-39	at San Francisco	62,995
Oct. 6	L	24-28	at Detroit	58,666
Oct. 13	L	13-23	Houston	35,401
Oct. 20	L	28-32	at Dallas	64,091
Oct. 27	L	17-20	Pittsburgh	58,760
Nov. 3	W	20-17	Carolina	42,726
Nov. 10	L	16-59	at St. Louis	58,776
Nov. 17	W	17-15	New Orleans	43,119
Nov. 24	L	31-41	at Cincinnati	44,868
Dec. 2	L	10-34	San Francisco	46,318
Dec. 8	W	31-15	at New Orleans	32,923
Dec. 15	L	27-34	St. Louis	26,519
Dec. 22	L	17-19	at Jacksonville	71,449

## TEAM STATISTICS

	FALCONS	OPPONENTS
TOTAL FIRST DOWNS	292	309
Rushing	67	102
Passing	202	182
Penalty	23	25
3rd Down: Made/Att	79/200	87/206
3rd Down: Pct.	39.5	42.2
4th Down: Made/Att	4/10	2/6
4th Down: Pct.	40.0	33.3
POSSESSION AVG.	29:52	30:08
TOTAL NET YARDS	5,116	5,786
Avg. Per Game	319.8	361.6
Total Plays	971	994
NET YARDS RUSHING	1,461	2,041
Avg. Per Game	91.3	127.6
Total Rushes	329	473
NET YARDS PASSING	3,655	3,745
Avg. Per Game	228.4	234.1
Sacked/Yards Lost	42/254	36/208
Gross Yards	3,909	3,953
Att./Completions	600/356	485/302
Completion Pct.	59.3	62.3
Had Intercepted	30	6
PUNTS/AVERAGE	75/42.0	64/42.1
NET PUNTING AVG.	75/35.5	64/35.3
PENALTIES/YARDS	111/961	106/816
FUMBLES/BALL LOST	23/11	27/17
TOUCHDOWNS	35	48
Rushing	9	18
Passing	26	26
Returns	0	4

## SCORE/PERIODS

	1	2	3	4	OT	TOT
FALCONS	52	82	82	93	0	309
OPPONENTS	100	157	87	117	0	461

## RUSHING

	No.	Yds.	Avg.	Long	TD
Anderson	232	1,055	4.5	321	5
Heyward	72	321	4.5	34	3
Hebert	15	59	3.9	25	1
George	5	10	2.0	5	0
Huntley	2	8	4.0	5	0
Metcalf	3	8	2.7	4	0
FALCONS	329	1461	4.4	34	9
OPPONENTS	473	2041	4.3	67	18

## RECEIVING

	No.	Yds.	Avg.	Long	TD
Emanuel	75	921	12.3	53	6
Mathis	69	771	11.2	55	7
Metcalf	54	599	11.1	67	6
Anderson	49	473	9.7	34	1
Birden	30	319	10.6	57	2
Brown	28	325	11.6	38	1
Preston	21	208	9.9	171	1
Heyward	16	168	10.5	25	0
Scott	7	80	11.4	27	0
Lyons	4	16	4.0	5	1
Tobeck	2	15	7.5	14	1
Huntley	1	14	14.0	14	0
FALCONS	356	3909	11.0	67	26
OPPONENTS	302	3953	13.1	771	26

## SCORING

	TDR	TDP	TDRt	PAT	FG	S	TP
Andersen	0	0	0	31/31	22/29	0	97
Mathis	0	7	0	0/0	0/0	0	44
Anderson	5	1	0	0/0	0/0	0	36
Emanuel	0	6	0	0/0	0/0	0	36
Metcalf	0	6	0	0/0	0/0	0	36
Heyward	3	0	0	0/0	0/0	0	18
Birden	0	2	0	0/0	0/0	0	12
Brown	0	1	0	0/0	0/0	0	6
Hebert	1	0	0	0/0	0/0	0	6
Lyons	0	1	0	0/0	0/0	0	6
Preston	0	1	0	0/0	0/0	0	6
Tobeck	0	1	0	0/0	0/0	0	6
FALCONS	9	26	0	31/31	22/29	0	309
OPPONENTS	18	26	4	43/43	42/44	1	461

FIELD GOALS	I-19	20-29	30-39	40-49	50+	PUNTING	No.	Yds.	Avg.	Net	TB	In20	LG	Blk
Andersen	0/0	5/5	9/11	7/8	1/5	Stryzinski	75	3152	42.0	35.5	4	22	58	0
<b>FALCONS</b>	0/0	5/5	9/11	7/8	1/5	<b>FALCONS</b>	75	3152	42.0	35.5	4	22	58	0
<b>OPPONENTS</b>	0/0	18/18	14/14	9/10	1/2	<b>OPPONENTS</b>	64	2697	42.1	35.3	6	19	68	1

**Andersen:** (46G, 33N, 33G) (20G, 45N) (43G) (20G) (47G) (1) (23G, 54G, 32G, 28G, 37G) (41G) (25G, 45G) (47G) (55N, 38G, 52N, 52N) (33G, 54N) (32G) (33G) (34G, 31G) (46G, 30B)  
**OPPONENTS:** (32G, 36G, 53G, 38G, 42G) (26G, 30G, 21G) (28G, 33G, 39G, 25G) (21G, 43G, 46G, 29G, 38G) (1) (51N, 27G, 35G, 33G) (49G) (27G, 20G) (40G) (42G) (42G, 37G, 30G) (36G, 20G) (39G, 26G, 43G, 23G) (34G, 41B) (25G, 25G) (23G, 26G, 22G, 42G)

INTERCEPTIONS	No.	Yds.	Avg.	Long	TD
Edwards	2	15	7.5	15	0
Smith	1	21	21.0	21	0
Bennett	1	3	3.0	3	0
Bush	1	2	2.0	2	0
Walker	1	0	0.0	0	0
<b>FALCONS</b>	6	41	6.8	21	0
<b>OPPONENTS</b>	30	324	10.8	55t	2

PASSING	Att	Comp	Yards	Pct.	Av/Att	TD	Pct.TD	Int.	Pct.Int	LG	Sack/Lst	Rtng
Hebert	488	294	3152	60.2	6.46	22	4.5	25	5.1	57	27/150	72.9
J. George	99	56	698	56.6	7.05	3	3.0	3	3.0	67	11/84	76.1
Nagle	13	6	59	46.2	4.54	1	7.7	2	15.4	17	4/20	45.5
<b>FALCONS</b>	600	356	3909	59.3	6.52	26	4.3	30	5.0	67	42/254	72.3
<b>OPPONENTS</b>	485	302	3953	62.3	8.15	26	5.4	6	1.2	77t	36/208	100.6

### Falcons 1996 Season Notes

- \* Falcons had a QB sack in last 12 consecutive games.
- \* Falcons scored in 17 of last 20 quarters of play.
- \* Falcons scored 300 points for a 7th consecutive year. Only three other teams have done so (S.F., Buff, & Miami).
- \* Falcons allowed just two 300-yard passers in '96 (Jeff Blake & Tony Banks).
- \* Falcons had 300 yards of offense in 11 of 16 games.
- \* Falcons defended recovered 17 fumbles, second in the NFL behind Seattle's 18.

### Two-point Conversions

- \* Falcons have converted 7 of 16 two-point conversions over the last three years (44 percent).
- \* Atlanta's defense has allowed just 2 of 14 tries against them (14 percent) during that same span.

### '96 NFL Rankings

- Offense:** 16th total  
 7th Passing  
 27th Rushing  
 1st in Yards After Catch
- Defense:** 29th Total  
 27th Passing  
 26th Rushing  
 2nd Fumble Recoveries

## 1996 Defensive Tackles

PLAYER	Total Tackles	Tackles	Assists	Sacks	Sack Yds	QB Press.	Int	Int Yds	Passes Def	Rec Fumb	Forced Fumb
Tuggis, J.	184	108	76	1.0	0	11	0	0	1	0	1
Hall, T.	98	54	44	6.0	24	26	0	0	1	1	2
George, R.	91	49	42	2.0	15	7	0	0	0	3	0
Archambeau, L.	91	51	40	2.0	8	18	0	0	1	0	0
Bennett, C.	87	58	29	3.0	24	17	1	3	8	2	2
Smith, C.	79	38	41	6.0	43.5	48	1	21	1	1	0
Bush, D.	68	51	17	0.0	0	0	1	2	2	1	1
Owens, D.	65	33	32	5.5	23	17	0	0	1	1	0
Bates, P.	56	36	20	0.0	0	0	0	0	0	1	0
Walker, D.	49	45	4	0.0	0	0	1	0	6	0	1
Edwards, B.	43	27	16	0.0	0	0	2	15	3	0	0
Gardner, M.	38	19	19	0.0	0	7	0	0	0	1	0
McGill, L.	32	28	4	0.0	0	0	0	0	2	0	0
Burrough, J.	29	11	18	0.0	0	2	0	0	0	0	0
McKyer, T.	29	29	0	1.0	5	0	0	0	6	1	1
Odomes, N.	26	22	4	0.0	0	2	0	0	2	0	0
Riddick, L.	26	20	6	1.0	9	0	0	0	3	0	0
Mathews, C.	25	17	8	6.5	50.5	14	0	0	0	0	3
Styles, L.	20	11	9	0.0	0	0	0	0	0	0	0
Zgonina, J.	19	14	5	1.0	4	5	0	0	0	1	0
Brandon, D.	17	11	6	1.0	1	2	0	0	1	0	0
Phillips, A.	16	14	2	0.0	0	0	0	0	0	0	0
Sauer, C.	14	7	7	0.0	0	2	0	0	0	0	1
Dronett, S.	8	4	4	0.0	0	0	0	0	0	0	1
Johnson, DJ	2	1	1	0.0	0	0	0	0	0	0	0
Brooks, E.	2	0	2	0.0	0	0	0	0	0	0	0
<b>Totals</b>	<b>1214</b>	<b>758</b>	<b>456</b>	<b>36.0</b>	<b>207</b>	<b>178</b>	<b>6</b>	<b>41</b>	<b>38</b>	<b>13</b>	<b>13</b>

## 1996 Special Teams Tackles

PLAYER	Tackles	Rec Fumb	Forced Fumb	Blocked FG	Blocked Punt
Lorenzo Styles	22	0	0	0	0
Craig Sauer	21	0	0	0	0
Elbert Shelley	12	1	0	0	0
David Brandon	12	0	0	0	0
Juran Bolden	11	0	0	0	0
Brad Edwards	10	0	0	0	0
Ron George	7	0	0	0	0
Lenny McGill	6	2	1	0	0
Damell Walker	5	0	0	0	0
Devin Bush	4	0	0	0	1
Jamal Anderson	4	0	0	0	0
Louis Riddick	3	0	0	0	0
Sean Boyd	3	0	0	0	0
Craig Hayward	3	0	0	0	0
Harper Le Bel	3	1	0	0	0
John Burrough	3	0	1	0	0
Scott Fields	3	0	0	0	0
Jeff Zgonina	2	0	0	0	0
Patrick Bates	2	0	0	0	0
Richard Huntley	1	0	0	0	0
Gene Williams	0	0	0	1	0
<b>Season Totals</b>	<b>137</b>	<b>4</b>	<b>2</b>	<b>1</b>	<b>1</b>

# 1996 Game-By-Game Offensive Statistics

Game	Score		1st Downs		R		3rd Downs		4th Downs		Total Yards		Rushing			Passing			Net Yds.		Yds		TD		Punts		Fumbl/Lost		Pen/Yds	
	All	Opp	R	PS	PN	Suc	Att	Suc	Att	Suc	Yards	Att	Yds.	Avg	Comp	Att	Yds.	Int.	Sacks	Lost	Pass	Rush	Ret	No.	Yds	TD	Yds	Ret	Yds	
at Car	6	29	12	3	8	1	7	16	0	1	281	19	119	6.3	16	35	215	162	0	7	53	0	0	0	5	224	1/1	9/79		
MINN	17	23	21	2	15	4	6	14	0	1	324	19	79	4.2	24	41	266	245	1	3	21	2	0	0	4	174	3/1	9/75		
PHIL	18	33	18	2	15	1	4	13	1	2	391	11	40	3.6	33	49	366	351	5	3	15	2	0	0	6	250	2/1	11/95		
at S.F.	17	39	18	5	12	1	6	11	0	0	317	24	126	5.3	17	32	206	191	3	2	15	2	0	0	4	150	2/1	5/59		
at Det	24	28	19	6	11	2	4	13	0	0	281	22	116	5.3	18	36	180	165	1	3	15	0	3	0	7	319	1/0	7/75		
HOUS	13	23	20	2	16	2	6	13	0	0	323	16	55	3.4	31	46	279	268	2	1	11	2	0	0	6	186	1/0	7/50		
at Dallas	28	32	22	7	12	3	6	16	1	2	369	31	113	3.6	25	40	272	256	0	3	16	1	1	0	3	132	1/0	10/60		
PITT	17	20	19	5	13	1	2	7	0	0	301	16	67	4.2	24	36	234	234	1	0	0	2	0	0	4	200	0/0	6/59		
CAROLINA	20	17	16	4	12	0	5	15	0	0	313	27	124	4.6	19	32	212	189	1	4	23	1	1	0	9	376	3/1	7/56		
at St. Louis	16	59	15	3	11	1	6	13	0	0	292	16	44	2.8	22	38	272	248	2	4	24	2	0	0	6	248	1/1	6/53		
N.O.	17	15	18	2	15	1	7	14	0	0	293	22	74	3.4	26	39	229	219	1	1	10	2	0	0	3	119	0/0	7/60		
at Cincy	31	41	21	4	16	1	6	12	0	0	417	20	112	5.6	24	42	308	305	3	1	3	3	1	0	3	124	1/1	8/55		
S.F.	10	34	9	1	7	1	1	11	0	2	178	15	61	4.1	12	30	137	117	2	4	20	1	0	0	5	220	2/2	3/40		
at N.O.	31	15	19	7	11	1	4	10	0	0	304	25	122	4.9	20	29	198	182	2	2	16	3	1	0	4	173	3/1	9/70		
ST. LOUIS	27	34	24	4	17	3	2	9	2	2	423	15	63	4.2	28	49	363	360	6	3	2	1	0	2	82	2/1	5/55			
at Jacks	17	19	21	10	11	0	7	12	0	0	309	31	146	4.7	17	26	172	163	0	1	9	1	1	0	4	175	0/0	2/10		
<b>TOTALS</b>	<b>309</b>	<b>461</b>	<b>293</b>	<b>67</b>	<b>203</b>	<b>23</b>	<b>79</b>	<b>200</b>	<b>4</b>	<b>10</b>	<b>5126</b>	<b>329</b>	<b>1461</b>	<b>4.4</b>	<b>357</b>	<b>601</b>	<b>3919</b>	<b>3665</b>	<b>30</b>	<b>42</b>	<b>254</b>	<b>26</b>	<b>9</b>	<b>0</b>	<b>75</b>	<b>3152</b>	<b>23/11</b>	<b>111/961</b>		

# 1996 Game-By-Game Defensive Statistics

Game	Score		1st Downs	R	PS	PN	3rd Downs		4th Downs		Total Yards	Rushing			Passing			Net Yds.	Int.	Sacks	Yds Lost	TD			Fumb/Lost	Pen/Yds		
	All	Opp					Suc	Att	Suc	Att		Att.	Yds.	Avg	Comp	Att	Yds.					Yds.	Pass	Rush			Ret	No.
at Car	6	28	23	6	13	4	7	15	0	0	315	37	129	3.5	17	31	198	186	0	4	12	2	0	0	3	105	2/1	7/55
MINN	17	23	18	4	12	2	6	13	0	0	365	33	99	3.0	15	26	275	266	1	1	9	2	0	0	4	180	3/1	10/77
PHIL	18	33	14	4	8	2	4	15	0	1	318	32	123	3.8	16	29	199	195	0	3	4	0	2	1	6	225	3/1	5/39
at SF.	17	38	16	5	10	1	4	13	1	1	386	22	150	6.8	23	37	246	246	0	0	0	2	0	1	2	67	0/0	9/68
at Det	24	28	23	6	14	3	8	15	0	0	357	32	95	3.0	20	37	276	262	0	2	14	3	1	0	6	247	1/1	7/51
HOUS	13	23	16	6	9	1	4	11	0	0	320	27	121	4.5	14	23	204	199	0	2	5	1	1	0	3	135	2/1	6/44
at Dallas	28	32	17	4	13	0	2	6	0	0	306	16	56	3.5	17	24	265	250	0	2	15	2	2	0	3	125	2/2	6/70
PITT	17	20	20	7	12	1	6	13	0	0	311	28	133	4.8	23	29	227	178	0	3	43	1	1	0	4	201	0/0	5/50
CAROLINA	20	17	17	4	12	1	6	16	0	1	347	21	104	5.0	21	36	291	243	0	6	48	1	1	0	7	323	3/3	4/21
at St. Louis	16	59	28	17	10	2	8	10	0	0	464	38	279	7.3	15	24	188	185	0	1	3	2	4	2	2	98	1/1	5/34
N.O.	17	15	15	2	12	1	5	12	0	0	267	16	34	2.1	23	33	244	233	2	1	7	1	0	0	2	90	1/1	5/29
at Cincy	31	41	24	8	14	2	8	15	0	0	483	35	121	3.5	21	36	349	342	0	1	7	4	1	0	5	200	1/0	4/43
S.F.	10	34	25	9	14	2	6	16	1	2	464	37	200	5.4	26	37	279	264	1	4	15	1	2	0	3	101	1/1	9/70
at N.O.	31	15	14	4	7	3	3	12	0	0	251	21	88	4.0	21	36	171	168	1	1	3	1	1	0	7	272	2/1	12/76
ST. LOUIS	27	34	17	8	9	0	6	13	0	1	480	44	174	4.0	12	17	319	306	1	2	13	3	1	0	4	193	5/3	11/86
at Jacks	17	19	21	8	13	0	4	11	0	0	357	32	143	4.5	18	29	222	214	0	3	8	0	1	0	3	135	0/0	1/3
<b>TOTALS</b>	<b>309</b>	<b>461</b>	<b>309</b>	<b>102</b>	<b>182</b>	<b>25</b>	<b>87</b>	<b>206</b>	<b>2</b>	<b>6</b>	<b>5786</b>	<b>473</b>	<b>2041</b>	<b>4.3</b>	<b>302</b>	<b>485</b>	<b>3953</b>	<b>3745</b>	<b>6</b>	<b>36</b>	<b>208</b>	<b>26</b>	<b>18</b>	<b>4</b>	<b>64</b>	<b>2697</b>	<b>27/17</b>	<b>106/616</b>

# 1996 Game-By-Game Rushing Statistics

Game	Score		Anderson				Heyward				Metcalf				Huntley								
	Att	Opp	Att	Yds	Avg	LG	TD	Att	Yds	Avg	LG	TD	Att	Yds	Avg	LG	TD	Att	Yds	Avg	LG	TD	
at Car	6	29	14	108	7.7	24	0	4	7	1.8	4	0	0	0	0.0	0	0	0	0	0.0	0	0	0
MINN	17	23	16	73	4.6	16	0	Inactive				0	0	0.0	0	0	0	0	0	0.0	0	0	0
PHIL	18	33	7	36	5.1	20	0	3	4	1.3	2	0	0	0	0.0	0	0	0	0	0.0	0	0	0
at S.F.	17	39	14	67	4.8	19	0	9	55	6.1	14	0	1	4	4.0	4	0	0	0	0.0	0	0	0
at Det	24	28	16	103	6.4	14	3	4	9	2.3	4	0	1	1	1.0	1	0	0	0	0.0	0	0	0
HOUS	13	23	13	45	3.5	14	0	2	8	4.0	8	0	0	0	0.0	0	0	0	0	0.0	0	0	0
at Dallas	28	32	26	97	3.7	12	0	3	14	4.7	6	0	0	0	0.0	0	0	0	0	0.0	0	0	0
PITT	17	20	12	55	4.6	13	0	3	10	3.3	6	0	0	0	0.0	0	0	0	0	0.0	0	0	0
CAROLINA	20	17	22	109	5.0	32t	1	4	13	3.3	10	0	0	0	0.0	0	0	0	0	0.0	0	0	0
at St. Louis	16	59	13	23	1.8	8	0	3	21	7.0	9	0	0	0	0.0	0	0	0	0	0.0	0	0	0
N.O.	17	15	13	35	2.7	9	0	7	37	5.3	15	0	1	3	3.0	3	0	0	0	0.0	0	0	0
at Cincy	31	41	16	86	5.4	13	1	4	26	6.5	12	0	0	0	0.0	0	0	0	0	0.0	0	0	0
S.F.	10	34	13	55	4.2	14	0	0	0	0.0	0	0	0	0	0.0	0	0	0	0	0.0	0	0	0
at N.O.	31	15	13	71	5.5	18	0	9	47	5.2	34	1	0	0	0.0	0	0	0	0	0.0	0	0	0
ST. LOUIS	27	34	13	37	2.8	10	0	1	1	1.0	1	1	0	0	0.0	0	0	0	0	0.0	0	0	0
at Jacks	17	19	11	55	5.0	14	0	16	69	4.3	16	1	0	0	0.0	0	0	0	0	0.0	0	0	0
<b>TOTALS</b>	309	461	232	1055	4.5	32t	5	72	321	4.5	34	3	3	8	2.7	4	0	2	8	4.0	5	0	0

# 1996 Game-By-Game Receiving Statistics

Game	Score		Mathis			Metcalf			Birden			Emanuel			Preston																	
	All	Opp	Rec	Yds	Avg	LG	TD	Rec	Yds	Avg	LG	TD	Rec	Yds	Avg	LG	TD															
at Car	6	29	4	123	30.8	55	0	6	56	9.3	16	0	2	14	7.0	14	0	2	16	8.0	11	0	0	0	0.0	0	0	0.0	0			
MINN	17	23	2	13	6.5	10	2	5	92	10.4	20	0	3	21	7.0	8	0	9	116	12.9	21	1	0	0	0.0	0	0	0.0	0			
PHIL	18	33	7	58	8.3	12	1	5	97	19.4	67	0	Inactive (hamstring)			9	93	10.3	23*	1	0	0	0.0	0	0	0.0	0	0				
at S.F.	17	39	3	29	9.7	12	0	3	44	14.7	25	0	0	0	0.0	0	0	0	0	0.0	0	0	0	0.0	0	0	6	55	10.8	17	1	
at Dal	24	28	5	54	10.8	17	0	0	0	0.0	0	0	Inactive (hamstring)			Inactive (hamstring)			6	74	12.3	16	0	0	0.0	0	0	0.0	0			
HOU	13	23	6	36	6.0	14	2	2	10	5.0	6	0	Inactive (hamstring)			Inactive (hamstring)			9	69	7.7	16	0	0	0.0	0	0	0.0	0			
at Dallas	28	32	5	101	20.2	52	0	2	21	10.5	13	0	1	6	6.0	6	0	0	0	0.0	0	0	0.0	0	0	0.0	0	0	0.0	0		
PIT	17	20	6	76	9.5	17	0	3	21	7.0	11	0	2	25	12.5	16	0	4	54	13.5	42	1	0	0	0.0	0	0	0.0	0			
CAROLINA	20	17	5	52	10.4	14	0	3	15	5.0	6	0	3	23	7.7	15*	1	3	39	13.0	25	0	0	0	0.0	0	0	0.0	0			
at St. Louis	16	59	5	42	8.4	14	0	2	21	10.5	12	0	6	75	9.4	18	1	4	109	27.3	50	0	0	0	0.0	0	0	0.0	0			
N.O.	17	15	4	21	5.3	6	1	5	60	12.0	18	1	1	13	13.0	13	0	8	76	9.5	18	0	0	0	0.0	0	0	0.0	0			
at Cincy	31	41	7	20	10.0	26	0	8	122	13.5	27*	2	2	55	27.5	37	0	5	50	10.0	15*	1	0	0	0.0	0	0	0.0	0			
SF	10	34	3	27	9.0	16	1	2	35	17.5	31	0	1	7	7.0	7	0	3	35	11.6	25	0	0	0	0.0	0	0	0.0	0			
at N.O.	31	15	3	42	14.0	27	0	2	13	6.5	9	1	3	30	10.0	16	0	5	22	4.4	7	1	0	0	0.0	0	0	0.0	0			
ST. LOUIS	27	34	2	27	13.5	16	0	4	38	7.0	13	1	4	50	12.5	21	0	9	173	19.2	53	1	0	0	0.0	0	0	0.0	0			
at Jacksonville	17	19	0	0	0.0	0	0	1	4	4.0	4	1	Injured Reserve			6	67	11.2	17	0	0	0.0	0	0	0.0	0	0	0.0	0			
TOTALS	309	461	69	771	11.2	55	7	54	599	11.1	67	6	30	319	10.6	57	2	76	931	12.3	53	6	21	208	9.9	171	1	4	16	4.0	5	1

Game	Score		Brown			Scott			Heyward			Anderson			Lyons																	
	All	Opp	Rec	Yds	Avg	LG	TD	Rec	Yds	Avg	LG	TD	Rec	Yds	Avg	LG	TD															
at Car	6	28	Inactive			0	0	0.0	0	0	0.0	0	1	6	6.0	6	0	1	0	0.0	0	0	0	0.0	0	0	0.0	0				
MINN	17	23	DNP			1	27	27.0	27	0	Inactive			4	37	9.3	17	0	0	0.0	0	0	0.0	0	0	0.0	0					
PHIL	18	33	7	91	13.0	27	0	0	0	0.0	0	0	0	0.0	0	0	0	5	27	5.4	9	0	0	0	0.0	0	0	0.0	0			
at S.F.	17	39	4	59	14.8	22	1	DNP			0	0	0.0	0	1	9	9.0	9	0	0	0.0	0	0	0.0	0	0	0.0	0				
at Dal	24	28	4	59	7.0	8	0	2	21	10.5	12	0	0	0	0.0	0	0	0	0	0.0	0	0	0	0.0	0	0	0.0	0				
HOU	13	23	4	65	16.3	38	0	4	32	8.0	10	0	3	14	4.7	10	0	3	53	17.7	28	0	0	0	0.0	0	0	0.0	0			
at Dallas	28	32	Inactive			0	0	0.0	0	0	0.0	0	2	28	14.0	22	0	7	45	6.4	21	0	0	0	0.0	0	0	0.0	0			
PIT	17	20	DNP			0	0	0.0	0	0	0.0	0	1	4	4.0	4	0	5	53	10.6	27	0	0	0	0.0	0	0	0.0	0			
CAROLINA	20	17	0	0	0.0	0	0	1	7	7.0	7	0	3	71	23.7	34	0	2	11	5.5	9	1	0	0	0.0	0	0	0.0	0			
at St. Louis	16	59	Inactive			0	0	0.0	0	0	0.0	0	1	14	14.0	14	0	2	11	5.5	9	1	0	0	0.0	0	0	0.0	0			
N.O.	17	15	DNP			0	0	0.0	0	0	0.0	0	3	24	8.0	22	0	4	21	5.3	10	0	0	0	0.0	0	0	0.0	0			
at Cincy	31	41	1	11	11.0	11	0	0	0	0.0	0	0	0	0	0.0	0	0	0	0	0.0	0	0	0	0.0	0	0	0.0	0				
SF	10	34	0	0	0.0	0	0	0	0	0.0	0	0	2	49	24.5	25	0	3	33	11.0	17	0	0	0	0.0	0	0	0.0	0			
at N.O.	31	15	0	0	0.0	0	0	DNP			2	49	24.5	25	0	0	0	0	0	0.0	0	0	3	30	3.0	3	1	3	3.0	3	1	
ST. LOUIS	27	34	2	11	5.5	7	0	DNP			0	0	0.0	0	7	74	10.6	20	0	0	0.0	0	0	0.0	0	0	0.0	0				
at Jacksonville	17	19	6	60	10.0	23	0	DNP			2	22	11.0	13	0	0	0	0	0	0.0	0	0	0	0	0.0	0	0	0.0	0			
TOTALS	309	461	28	325	11.6	38	1	7	80	11.4	27	0	16	168	10.5	25	0	49	473	9.7	34	1	4	16	4.0	5	1	4	16	4.0	5	1



# 1996 Player Participation

PLAYERS	①			②			③			④			⑤			⑥		
	CAR	MINN	PHIL	SF	DET	HOUS	DAL	PITT	CAR	RAMS	N.O.	CIN	S.F.	N.O.	RAMS	JACKS		
Alan, Demetrias	NOR	NOR	NOR	NOR	NOR	P S	P S	P S	P S	P S	P S	P S	P S	P S	P S	P S		
Anderson, Morten	P	P	P	P	P	P	P	P	P	P	P	P	P	P	P	P		
Anderson, Jamie	P	S	P	P	P	S	S	S	S	S	S	S	S	S	S	S		
Aronchikou, Leslie	S	S	S	S	S	S	S	S	S	S	S	S	S	S	INA-S	S		
Baldwin, Robert	NOR	NOR	NOR	NOR	NOR	P S	P S	P S	P S	P S	P S	P S	P S	P S	P S	P S		
Baltes, Patrick	S	S	S	S	S	S	S	S	S	P	P	P	P	P	P	INA-F		
Bennett, Cornelius	S	S	S	S	S	S	S	S	S	S	S	S	S	S	INA-F	INA-S		
Birden, J.J.	S	S	INA-S	S	INA-F	INA-F	S	S	S	S	S	S	S	S	S	IR		
Bokien, Juan	INA-F	INA-S	INA-F	P	P	P	P	P	P	P	INA-S	P	P	INA-F	IR	IR		
Boyd, Sean	NOR	NOR	NOR	NOR	NOR	NOR	NOR	INA-F	INA-F	INA-F	INA-F	INA-F	INA-F	P	INA-S	P		
Branden, David	P	P	P	P	P	P	P	P	P	P	P	P	P	P	S	S		
Breks, Ethan	INA-S	INA-S	INA-F	INA-S	INA-S	DNP	INA-F	INA-S	INA-F	INA-F	INA-S	INA-F	INA-F	P	DNP	P		
Brewer, Shannon	IR	IR	IR	IR	IR	IR	IR	IR	IR	IR	IR	IR	IR	IR	IR	IR		
Brown, Tyrone	INA-S	DNP	S	P	S	S	INA-S	DNP	INA-S	INA-S	DNP	P	P	P	P	S		
Burnough, John	P	P	P	P	P	P	P	P	P	P	P	P	P	P	P	P		
Bush, Devin	S	S	S	S	S	S	P	S	S	S	S	S	S	S	S	S		
Caskey, Mike	NOR	NOR	NOR	NOR	NOR	NOR	NOR	P S	P S	P S	P S	P S	P S	P S	NOR	NOR		
Coleman, Linzale	NOR	DNP	INA-S	NOR	NOR	NOR	NOR	NOR	NOR	NOR	NOR	NOR	NOR	NOR	NOR	NOR		
Davis, Antoine	P	P	P	S	P	P	P	S	S	S	S	S	S	S	S	S		
Demian, Tim	IR	NOR	NOR	NOR	NOR	NOR	NOR	NOR	NOR	NOR	NOR	NOR	NOR	NOR	NOR	NOR		
Droest, Shane	P	P	P	P	P	NOR	NOR	NOR	NOR	NOR	NOR	NOR	NOR	NOR	NOR	NOR		
Edwards, Brad	P	P	P	P	P	P	P	P	P	S	S	S	S	S	S	S		
Emanuel, Bert	S	S	S	S	INA-S	INA-S	S	P	S	S	S	S	S	S	S	S		
Fields, Scott	P	P	P	P	P	P	INA-F	NOR	P S	P S	P S	P S	P S	P S	P S	INA-F		
Fortin, Roman	S	S	S	S	S	S	S	S	S	S	S	S	S	S	S	S		
Gardner, Moe	S	S	S	S	S	INA-S	S	S	S	S	INA-S	S	INA-M	INA-S	INA-S	INA-S		
George, Jeff	S	S	S	INA-F	INA-F	INA-F	INA-F	NOR	NOR	NOR	NOR	NOR	NOR	NOR	NOR	NOR		
George, Ryan	S	S	S	S	P	S	S	S	S	S	S	S	S	S	S	S		
Hall, Travis	S	S	S	S	S	S	S	INA-S	INA-S	P	S	S	S	S	S	S		
Hibert, Bobby	DNP	DNP	P	S	S	S	S	S	S	S	S	S	S	S	S	S		
Howard, Craig	S	INA-S	S	S	S	P	P	S	P	P	P	P	P	P	P	P		
Husley, Richard	INA-F	INA-F	INA-F	INA-F	INA-F	INA-F	DNP	INA-F	INA-F	INA-F	INA-F	INA-F	INA-F	INA-F	INA-F	P		
Johnson, D.J.	P	P	NOR	NOR	NOR	NOR	NOR	NOR	NOR	NOR	NOR	NOR	NOR	NOR	NOR	NOR		
Kelly, Todd	NOR	NOR	NOR	NOR	NOR	NOR	NOR	NOR	NOR	NOR	INA-F	INA-M	P	INA-S	P	P		
Le Bell, Harpin	P	P	P	P	P	P	P	P	P	P	P	P	P	P	P	P		
Loneke, Keith	NOR	NOR	NOR	NOR	NOR	NOR	NOR	NOR	NOR	NOR	NOR	NOR	NOR	NOR	INA-F	INA-F		
Lyon, Mike	P	P	P	P	P	P	S	INA-S	P	P	S	P	DNP	S	P	S		
Mathis, Terence	S	S	S	S	S	S	S	S	S	S	S	S	S	S	S	S		
Mathews, Clay	P	DNP	P	P	P	P	P	P	P	P	P	P	P	P	P	P		
McGill, Leroy	P	P	P	P	P	P	P	P	P	P	P	P	P	P	P	P		
McKyer, Tim	INA-S	INA-S	S	S	S	S	P	S	P	S	INA-F	INA-S	INA-F	INA-F	IR	IR		
Metcalf, Eric	S	S	S	S	S	S	P	P	S	S	P	S	S	P	S	F		
Miller, Nate	INA-S	P S	P S	P S	P S	P S	P S	P S	P S	P S	P S	P S	P S	P S	INA-F	INA-F		
Moore, Browning	NOR	NOR	NOR	DNP	DNP	DNP	P	DNP	DNP	P	DNP	P	P	DNP	DNP	P		
Ogden, Nate	NOR	NOR	DNP	INA-S	INA-S	INA-S	INA-F	INA-F	NOR	NOR	NOR	NOR	NOR	NOR	NOR	NOR		
Owens, Dan	P	P	P	P	P	S	P	S	S	S	S	INA-S	S	S	P	P		
Palumbo, Jeff	S	S	P	P	P	P	INA-S	S	P	P	P	P	P	DNP	P	P		
Phillips, Anthony	S	S	INA-S	INA-S	INA-S	INA-S	S	S	INA-S	INA-S	DNP	S	INA-M	P	P	DNP		
Preston, Roof	P	P	P	P	P	S	P	DNP	P	P	P	P	P	P	P	P		
Richards, Dave	S	S	S	INA-S	S	S	S	NOR	NOR	NOR	NOR	NOR	NOR	NOR	NOR	NOR		
Riddick, Louis	P	P	P	P	P	P	P	P	P	P	P	P	P	P	P	P		
Rogers, Burnett	P S	P S	P S	NOR	NOR	NOR	NOR	NOR	NOR	NOR	NOR	NOR	NOR	NOR	NOR	NOR		
Sauer, Craig	P	P	P	P	P	P	P	P	P	P	P	P	P	P	P	P		
Scott, Freddie	P	P	DNP	DNP	P	P	P	P	P	P	DNP	P	P	DNP	DNP	DNP		
Shelley, Ebert	P	INA-F	INA-F	INA-F	P	P	P	P	P	P	P	P	P	INA-S	P	P		
Smith, Chuck	S	S	S	S	S	S	S	S	S	S	S	S	S	S	S	INA-S		
Szymski, Dan	P	P	P	P	P	P	P	P	P	P	P	P	P	P	P	P		
Styles, Lorenzo	P	P	P	P	P	P	P	P	P	P	P	P	P	P	P	P		
Toback, Robbie	S	S	S	S	S	S	S	S	S	S	S	S	S	S	S	S		
Towler, Billy Joe	NOR	NOR	NOR	NOR	NOR	NOR	NOR	3rd QB	3rd QB	3rd QB	3rd QB	3rd QB	3rd QB	3rd QB	3rd QB	INA-S		
Tuggle, Jesse	S	S	S	S	S	S	S	S	S	S	S	S	S	S	S	S		
Walker, Darrell	S	S	S	S	S	S	INA-S	S	P	P	P	P	P	P	P	S		
Whitfield, Bob	S	S	S	S	S	S	S	S	S	S	S	S	S	S	S	S		
Williams, Clay	NOR	NOR	NOR	NOR	NOR	NOR	NOR	NOR	NOR	NOR	NOR	NOR	NOR	NOR	P S	P S		
Williams, Gene	INA-F	INA-F	INA-S	INA-F	INA-F	INA-F	P	P	P	P	P	P	P	P	P	P		
Willy, Matt	DNP	DNP	DNP	P	DNP	P	P	P	P	P	P	P	P	P	P	P		
Zandovsky, Mike	INA-F	INA-F	S	S	S	S	S	S	S	S	S	S	S	S	S	S		
Zappa, Jeff	NOR	NOR	NOR	NOR	NOR	P	INA-S	P	P	INA-S	P	P	P	P	P	P		

S = STARTED

P = PLAYED

DNP = DID NOT PLAY


INA (F) = INACTIVE ON FRIDAY

INA (S) = INACTIVE ON SUNDAY

P S = PRACTICE SQUAD

NOR = NOT ON ROSTER

IR = INJURED RESERVE



**CLUB RECORDS / HISTORY**

## TEAM RECORDS

Total Games Played: .....	464
Regular Season Record: .....	175-284-5 (31 seasons) (108-123-2 home, 67-161-3 road)
Playoff Games Played: .....	7 (2 home, 5 away)
Playoff Record: .....	2-5 (1-1 at home, 1-4 away)
Most Games Won, Season: .....	12 in 1980 (all regular) 11 in 1991 (10 reg. - 1 play.) 10 in 1978 (9 reg. - 1 play.)
Best Winning Percentage, Overall Season: .....	.706 in 1980 (12-5) .643 in 1973 (9-5)
Best Winning Percentage, Regular Season: .....	.750 in 1980 (12-4)
Fewest Games Won, Season: .....	1 in 1967 (.077-1-12-1)
Playoff Berths: .....	5 1978, 1980, 1982, 1991, 1995
Division Titles: .....	1 1980

### CONSECUTIVES

#### Most Consecutive Wins

- 9 (1980)
- 7 (1973)
- 6 (Last 2, 1985 — 1st 4, 1986)
- 5 (1991 and 1978)

#### Most Consecutive Home Wins

- 7 (5 in 1980, 2 in '81)
- 7 (1978)

#### Most Consecutive Losses

- 11 (Last 7, 1967 — 1st 4, 1968)
- 9 (1st 9 played, 1984)
- 8 (1st 8 played, 1996)

### ATTENDANCE

#### Home Season, Total Sold (10 games)

- 703,423 — 1992
- 629,595 — 1993
- 607,490 — 1981
- 602,409 — 1994
- 595,268 — 1980

#### Actual Attendance (10 games)

- 635,660 — 1992
- 557,537 — 1993
- 545,884 — 1994
- 524,132 — 1981

#### Regular Season, Sold (8 games)

- 564,118 — 1992
- 513,668 — 1993
- 504,212 — 1994

#### Regular Season, Actual (8 games)

- 506,261 — 1992
- 458,509 — 1994
- 456,631 — 1993

#### Largest Attendance, Game

- Home:** 70,089 (10-29-95 vs. Dallas)  
 67,404 (11-9-92 vs. S.F.)  
 67,357 (9-18-94 vs. K.C.)  
 67,337 (11-21-93 vs. Dallas)  
 67,328 (9-20-92 vs. NO)  
 67,298 (10-16-94 vs. S.F.)  
 67,036 (12-21-92 vs. Dallas)

- Away:** 83,437 (11-26-67 at NO, Tulane

#### Stadium)

#### Consecutive Sellouts, Home

- 28 1971-74

### LARGEST MARGIN OF WINS

- 55 at NO, 62-7, (9-16-73)
- 41 at SD, 41-0, (10-21-73)
- 40 Chicago, 46-6, (10-14-73)
- 36 TB, 43-7, (11-17-91)
- 35 NO, 35-0, (12-12-82)
- 34 NE, 34-0, (11-29-92)
- 32 Houston, 42-10, (9-23-84)
- 31 at NO, 41-10, (11-1-81)
- 28 NO, 45-17, (12-7-69)
- 28 Rams, 31-3, (10-1-72)
- 28 at TB, 35-7, (12-13-92)

### LARGEST MARGIN OF LOSSES

- 59 at Rams, 0-59, (12-4-76)
- 44 at Balt, 0-44, (12-1-68)
- 43 at St. Louis, 16-59, (11-10-96)
- 42 Balt, 7-49, (11-12-67)
- 42 at SF, 3-45, (11-12-89)
- 40 at Minn, 7-47, (9-14-68)
- 39 vs. SF, 3-42, (10-16-94)
- 39 at Wash, 17-56, (11-10-91)
- 39 at SF, 17-56, (10-18-92)
- 38 at Minn, 0-38, (11-9-75)
- 38 at TB, 10-48, (9-13-87)
- 38 NO, 0-38, (11-1-87)
- 38 SF, 3-41, (11-9-92)

### BIGGEST COMEBACKS

- 21 at Jets (Oct. 23, 1983)  
Down 21-0, Win 27-21
- Green Bay (Nov. 27, 1983)  
Down 21-0, Win 47-41-OT
- 18 at St. Louis (Nov. 9, 1980)  
Down 24-6, Win 33-27-OT
- 17 San Francisco (Dec. 11, 1993)  
Down 24-7, Win 27-24

## TEAM RECORDS

- at Green Bay (Sept. 13, 1981)  
Down 17-0, Win 31-17
- L.A. Rams (Oct. 18, 1987)  
Down 17-0, Win 24-20
- 14 • L.A. Rams (Oct. 14, 1993)  
Down 17-3, Win 30-24
- New Orleans (Oct. 31, 1976)  
Down 14-0, Win 23-20
- New York Giants (Oct. 1, 1978)  
Down 14-0, Win 23-20
- at New Orleans (Nov. 12, 1978)  
Down 17-3, Win 20-17
- at Buffalo (Nov. 2, 1980)  
Down 14-0, Win 30-14
- St. Louis (Oct. 18, 1981)  
Down 14-0, Win 41-20
- Minnesota (Nov. 23, 1981)  
Down 21-7, Win 31-30
- L.A. Rams (Nov. 21, 1982)  
Down 14-0, Win 34-17
- S.F. 49ers (Nov. 20, 1983)  
Down 14-0, Win 28-24
- Green Bay (Dec. 1, 1991)  
Down 21-7, Win 35-31

### LONGEST GAME PLAYED

- 4:23 San Francisco (10-6-85)

### SHORTEST GAME PLAYED

- 2:16 at New England (9-24-72)

## SCORING

### *Most Points, Season*

- 426 in 1981
- 405 in 1980
- 370 in 1983

### *Most Points, Game*

- 62 at New Orleans (7), 9-16-73
- 48 vs. Chicago (31), 11-16-69
- 47 vs. Green Bay (41), OT, 11-27-83
- 47 vs. Houston (27), 9-9-90

### *Most Points, First Half*

- 34 vs. Detroit, 10-5-80
- 33 vs. Tampa Bay, 11-17-91

### *Most Points, Second Half*

- 38 at New Orleans, 9-16-73

### *Most Points, One Quarter*

- 33 vs. Tampa Bay, 11-17-91 (2nd Qtr)
- 31 at Green Bay, 9-13-81 (4th Qtr)

### *Most Points, Each Quarter*

- 1st:** 21 vs. Houston, 9-23-84  
21 vs. Houston, 9-9-90
- 2nd:** 33 vs. Tampa Bay, 11-17-91  
24 at New Orleans, 9-16-73  
24 vs. Washington, 12-17-89
- 3rd:** 24 at New Orleans, 10-19-80
- 4th:** 31 at Green Bay, 9-13-81

### *Most Points, Both Teams, Game*

- 90 Falcons (33) vs. Steelers (57)  
Dec. 18, 1966 (H)
- 88 Falcons (47) vs. Packers (41)  
Nov. 27, 1983 (H)
- 80 Falcons (35) vs. 49ers (45)  
Oct. 14, 1990 (H)
- 79 Falcons (48) vs. Bears (31)  
Nov. 16, 1969 (H)
- 79 Falcons (38) vs. Lions (41)  
Oct. 3, 1971 (A)

### *Most Points, Both Teams, By Quarter*

- 1st:** 34 Falcons (13) — Raiders (21)  
Nov. 30, 1975 (A)
- 2nd:** 41 Falcons (20) — Saints (21)  
Sept. 2, 1979 (A)
- 3rd:** 35 Falcons (14) — Steelers (21)  
Dec. 18, 1966 (H)
- 4th:** 31 Falcons (24) — Eagles (7)  
Nov. 11, 1973 (A)

### *Most Touchdowns, Season*

- 52 in 1981
- 50 in 1980
- 46 in 1983

### *Most Touchdowns, Game*

- 8 at New Orleans, 9-16-73
- 6 vs. Chicago, 11-16-69
- 6 vs. New Orleans, 12-7-69
- 6 vs. Houston, 9-23-84

### *Most Touchdowns, Both Teams, Game*

- 12 Atlanta (5) vs. Pittsburgh (7)  
Dec. 18, 1966 (H)

### *Most PAT's, Season*

- 51 in 1981
- 46 in 1980
- 43 in 1983

### *Most PAT's, Game*

- 8 at New Orleans, 9-16-73
- 6 Three times

### *Most PAT's, Both Teams*

- 11 Atlanta (5) vs. SF (6), 10-14-90
- 10 Atlanta (6) vs. Bears (4), 11-16-69
- 10 Atlanta (5) at Packers (5), 11-27-83
- 10 Atlanta (5) at Lions (5), 10-3-71

### *Most Two-Point Conversions, Season*

- 3 - 1995 (3-for-8)
- 3 - 1994 (3-for-4)

### *Most FG's, Season*

- 33 in 1995 (40 att.)
- 26 in 1993 (27 att.)
- 26 in 1973 (38 att.)
- 24 in 1985 (31 att.)
- 23 in 1989 (32 att.)
- 23 in 1986 (36 att.)
- 22 in 1996 (29 att.)

### *Most FG's Made, Game*

- 6 at NO, 11-13-94

## TEAM RECORDS

5 at Dallas, 10-20-96  
5 vs. New England, 10-1-95  
5 vs. L.A. Rams, 11-4-73  
5 vs. L.A. Rams, 10-30-78

### **Most FG's Made, Both Teams**

8 Atlanta (6) at NO (2)  
Nov. 13, 1994 (A)  
7 Atlanta (2) at Car (5)  
Sept. 1, 1996 (A)  
7 Atlanta (1) at S.F. (6)  
Sept. 29, 1996 (A)  
7 Atlanta (5) vs. L.A. Rams (2)  
Nov. 4, 1973 (H)  
7 Atlanta (1) vs. St. Louis (6)  
Dec. 9, 1973 (H)

### **Most FG's Attempted, Game**

6 at NO, 11-13-94 (6 made)  
6 vs. SF, 10-7-73, (3 made)

### **Most FG's Attempted, Both Teams**

10 Atlanta (3) vs. St. Louis (7)  
Dec. 11, 1966 (H)

### **Most Consecutive Games Scored In**

114, 1978-1986  
77, 1988-1993  
59, 1993 - present

## FIRST DOWNS

### **Most First Downs, Season**

336 in 1980  
325 in 1983  
318 in 1981  
317 in 1995

### **Most First Downs, Game**

35 vs. New Orleans, 1979  
34 vs. St. Louis (Cardinals), 1980  
32 vs. New Orleans, 1973

### **Most First Downs, Both Teams**

59 Atlanta (35) at NO (24), 9-2-79

### **Most First Downs, Rushing, Season**

149 in 1985  
149 in 1986  
145 in 1980

### **Most First Downs, Rushing, Game**

19 vs. NO, 10-24-71

### **Most First Downs, Passing, Season**

218 in 1994  
216 in 1995  
203 in 1996  
194 in 1992  
190 in 1983  
176 in 1981  
173 in 1989  
168 in 1990  
166 in 1980

### **Most First Downs, Passing, Game**

22 vs. Detroit, 11-5-95

21 at St. Louis Cardinals, 11-9-80

20 vs. L.A. Rams, 9-11-94

### **Most First Downs, Penalty, Season**

31 in 1978  
27 in 1979  
26 in 1981

### **Most First Downs, Penalty, Game**

7 at Cleveland, 9-27-81

## TOTAL YARDS

### **Most Net Yards Gained, Season**

5,661 in 1981  
5,650 in 1980  
5,628 in 1983

### **Most Yards Gained, Game**

563 vs. St. Louis, (209-R, 354-P)  
Nov. 9, 1980 (A)  
552 vs. NO, (257-R, 295-P)  
Sept. 2, 1979 (A)

### **Most Yards Gained, Game, Both Teams**

1,061 Atlanta (552) at NO (509), 9-2-79

### **Most Total Plays, Season**

1,144 in 1981  
1,090 in 1985  
1,086 in 1986

## RUSHING

### **Most Yards Gained, Season**

2,524 in 1986  
2,466 in 1985  
2,406 in 1980

### **Most Yards Gained, Game**

297 vs. L.A. Rams, 10-1-72

### **Most Yards Gained, Both Teams, Game**

476 Atl. (169) vs. Wash (307), 11-3-85

### **Most Rushing Attempts, Season**

582 in 1977  
578 in 1986  
559 in 1980  
559 in 1985

### **Most Rushing Attempts, Game**

58 at Tampa Bay, 11-27-77

### **Most Rushing Att. Both Teams, Game**

105 Atl. (43) at Raiders (62), 11-30-75

### **Best Rushing Average, Season**

4.523 in 1969  
4.520 in 1983  
4.441 in 1996  
4.411 in 1985

### **Most TD's Rushing, Season**

18 in 1973  
17 in 1983  
16 in 1984  
18 in 1972

### **Most TD's Rushing, Game**

5 at San Diego, 10-21-73

## TEAM RECORDS

### PASSING

#### **Most Net Yards Passing, Season**

4,186 in 1995  
 4,112 in 1994  
 3,700 in 1981  
 3,655 in 1996  
 3,635 in 1992  
 3,520 in 1993  
 3,514 in 1989  
 3,461 in 1990  
 3,449 in 1991  
 3,404 in 1983

#### **Most Net Yards Passing, Game**

416 vs. Pittsburgh, 11-15-81

#### **Most Net Yds Passing, Both Teams, Game**

807 Atlanta (365) vs. SF (442), 10-14-90  
 722 Atl. (378) at Cards (344), 11-9-80  
 722 Atl. (346) vs. Wash (376), 12-17-89

#### **Most Passing Attempts, Season**

629 in 1994  
 603 in 1995  
 600 in 1996  
 578 in 1989  
 573 in 1993  
 563 in 1981  
 548 in 1992  
 528 in 1990  
 507 in 1983  
 501 in 1987  
 500 in 1991

#### **Most Passing Attempts, Game**

66 vs. Detroit (37 comp), 12-24-89  
 56 at Carolina (31 comp), 12-17-95  
 56 vs. L.A. Raiders (34 comp), 9-19-82

#### **Most Passing Att. Both Teams, Game**

102 Atlanta (45) vs. SF (57), 10-6-85

#### **Most Passes Completed, Season**

374 in 1994 (629 att.)  
 366 in 1992 (548 att.)  
 364 in 1995 (603 att.)  
 356 in 1996 (600 att.)  
 334 in 1993 (573 att.)  
 321 in 1983 (507 att.)  
 312 in 1989 (578 att.)  
 311 in 1981 (563 att.)  
 294 in 1984 (478 att.)

#### **Most Passes Completed, Game**

37 vs. Detroit (66 att), 12-24-89  
 34 vs. L.A. Raiders (56 att), 9-19-82  
 34 vs. Dallas (46 att), 12-21-92  
 33 vs. Philly (49 att), 9-22-96

#### **Most Passes Comp. Both Teams, Game**

68 Atlanta (31) vs. SF (37), 10-6-85

#### **Best Completion Percentage, Season**

64.0 in 1982  
 63.3 in 1983  
 61.5 in 1984

61.3 in 1992

#### **Most TD Passes, Season**

33 in 1992  
 31 in 1980  
 30 in 1981  
 30 in 1991  
 28 in 1993  
 26 in 1996  
 26 in 1995  
 25 in 1994  
 24 in 1983

#### **Most TD Passes, Game**

5 at Tampa Bay, 12-13-92

#### **Most TD Passes, Both Teams, Game**

10 Atlanta (4) vs. SF (6), 10-14-90  
 8 Atlanta (2) at Wash (6), 11-10-91  
 7 Atlanta (3) at Cincy (4), 11-24-96  
 7 Atlanta (3) at Arizona (4), 11-26-95  
 7 Atlanta (3) vs. TB (4), 10-31-93  
 7 Atlanta (4) at Chicago (3), 9-27-92  
 7 Atlanta (2) vs. Pitt (5), 11-15-81  
 7 Atlanta (3) at Pitt (4), 11-3-68  
 7 Atlanta (1) vs. Clev (6), 10-30-66

#### **Most Passes Had Intercepted, Season**

32 in 1987 (501 att.)  
 31 in 1974 (355 att.)  
 30 in 1996 (600 att.)  
 29 in 1975 (388 att.)  
 26 in 1977 (297 att.)  
 25 in 1994 (629 att.)  
 25 in 1993 (573 att.)

#### **Most Passes Had Intercepted, Game**

6 vs. St. Louis Rams, 12-15-96  
 6 at Houston, 12-5-93  
 6 vs. L.A. Rams, 10-1-72

#### **Most Passes Had Int, Both Teams, Game**

8 Atlanta (3) vs. Denver (5), 11-23-75  
 7 Atlanta (6) vs. St. Louis (1), 12-15-96

#### **Fewest Passes, Intercepted, Season**

10 in 1983 (507 att.)  
 11 in 1982 (275 att.)  
 12 in 1995 (603 att.)  
 12 in 1989 (578 att.)  
 12 in 1973 (320 att.)  
 12 in 1969 (282 att.)

#### **Most Times Passer Thrown For Loss, Season**

70 in 1968 (527 yds.)  
 69 in 1985 (531 yds.)  
 67 in 1984 (496 yds.)

#### **Most Times Passer Thrown For Loss, Game**

11 at Cleveland, 11-18-84  
 11 at St. Louis, 11-23-68

#### **Most Times Passer Thrown for Loss, Game, Both Teams**

17 Atlanta (8) vs. Phil (9), 12-14-84

#### **Fewest Times Passer Thrown For Loss,**

## TEAM RECORDS

### Season

- 25 in 1982 (219 att.)
- 31 in 1991 (500 att.)
- 31 in 1971 (239 att.)
- 32 in 1975 (294 att.)

### Fewest Sacks Per Play, Season

- 1 per 17.1 plays, 1994
- 1 per 16.1 plays, 1991
- 1 per 15.2 plays, 1981

## PUNTING

### Highest Punting Average, Season

- 44.32 in 1968
- 43.69 in 1967
- 43.30 in 1966
- 43.25 in 1993

### Most Punts, Season

- 110 in 1978
- 106 in 1977
- 101 in 1976

### Most Punts, Game

- 12 vs. Washington, 12-10-78

## PUNT RETURNS

### Highest Punt Return Average, Season

- 12.5 in 1974
- 11.4 in 1982
- 10.7 in 1989
- 10.6 in 1983

### Most Punt Returns, Season

- 60 in 1976
- 53 in 1980
- 51 in 1974
- 51 in 1977

### Most Punt Returns, Game

- 8 vs. Chicago, 10-13-74
- 8 at San Francisco, 10-23-76

### Most Yards Gained, Season

- 635 in 1974
- 536 in 1980
- 489 in 1983

### Most Yards Gained, Game

- 137 vs. New Orleans, 10-25-70

### Most TD Returns, Season

- 2 in 1970

### Most TD Returns, Game

- 1 Six Times, Most Recent,  
at St. Louis Rams, 10-12-95

## KICKOFF RETURNS

### Highest Kickoff Return Average, Season

- 25.03 in 1971
- 23.94 in 1992
- 23.64 in 1993
- 22.89 in 1981
- 21.89 in 1978

### Most Kickoff Returns, Season

87 in 1996

82 in 1966

75 in 1994

73 in 1979

72 in 1985

70 in 1995

### Most Kickoff Returns, Game

- 10 vs. Pittsburgh, 12-18-66
- 9 at San Francisco, 12-4-94
- 9 at Washington, 11-10-91

### Most Yards Gained, Season

- 1,825 in 1996
- 1,737 in 1966
- 1,700 in 1987
- 1,627 in 1994
- 1,532 in 1992
- 1,509 in 1989
- 1,506 in 1995
- 1,477 in 1971
- 1,477 in 1967

### Most Yards Gained, Game

- 249 vs. Pittsburgh, 9-27-93
- 214 at Houston, 10-25-87
- 209 vs. Pittsburgh, 12-18-66
- 206 vs. New Orleans, 12-11-94
- 190 at New Orleans, 12-3-92

### Most TD Returns, Season

- 2 in 1992
- 1 in 1967, 69, 78, 85, 87, 90, 91, 93
- Last time — Tony Smith vs. Steelers  
(Sept. 27, 1993) (H)

## TURNOVERS/TAKEAWAYS

### Most Fumbles Had, Season

- 42 in 1972
- 42 in 1978
- 39 three times

### Most Fumbles Lost, Season

- 24 in 1974
- 21 in 1973, 1976, 1984

### Most Fumbles Had, Game

- 7 at L.A. Rams, 9-28-69

### Most Fumbles Lost, Game

- 5 at New Orleans, 10-15-72
- 5 at New Orleans, 10-10-76

### Most Turnovers, Season

- 55 in 1974 (24 Fum., 31 int.)
- 49 in 1987 (17 Fum., 32 int.)
- 48 in 1975 (19 Fum., 29 int.)
- 45 in 1976 (21 Fum., 24 int.)

### Most Fumbles by Opponents, Season

- 45 in 1978
- 43 in 1981
- 37 in 1969

### Most Recoveries On Fumbles By Opponents, Season

- 28 in 1969
- 25 in 1978

## TEAM RECORDS

22 in 1976 and 1977

### **Most Fumbles By Opponents, Game**

5 Six Times

### **Most Takeaways, Season**

48 in 1977

47 in 1969

46 in 1981

### **Most Interceptions, Season**

26 in 1977

26 in 1980

25 in 1975, 1981, 1994

24 in 1988

### **Biggest Turnover Differential, Season**

+23 in 1977 (48 Take, 25 Turn)

+16 in 1980 (42 Take, 26 Turn)

+16 in 1969 (47 Take, 31 Turn)

+9 in 1995 (30 Take, 21 Turn)

### **Biggest Turnover Deficit, Season**

-26 in 1974 (29 Take, 55 Turn)

-22 in 1987 (27 Take, 49 Turn)

-18 in 1996 (23 Take, 41 Turn)

-18 in 1993 (24 Take, 42 Turn)

## QUARTERBACK SACKS MADE

### **Most Sacks, Season**

47 in 1978

46 in 1980

42 in 1977 and 1985

### **Most Sack Yardage, Season**

425 in 1978

396 in 1980

391 in 1977

389 in 1989

### **Most Sacks, Game**

9 vs. Carolina, 9-3-95

9 vs. N.Y. Giants, 10-2-77

## OPPONENT FUMBLE RECOVERIES

### **Most Recoveries, Season**

28 in 1969

25 in 1978

22 in 1977

22 in 1976

## PENALTIES

### **Most Penalties, Season**

130 in 1978 (1,083 yds.)

125 in 1985 (1,149 yds.)

125 in 1984 (1,011 yds.)

125 in 1990 (1,004 yds.)

### **Most Penalties, Game**

17 at San Francisco, 11-5-78

16 at Cleveland, 11-8-87

16 vs. Houston, 9-9-90

### **Fewest Penalties, Season**

63 in 1969 (601 yds.)

63 in 1968 (659 yds.)

65 in 1973 (593 yds.)

### **Fewest Penalties, Game**

1 - 11 Times — Most Recent

at Green Bay, 12-18-94

### **Most Yards, Penalties, Game**

153 vs. Green Bay, Dec. 26, 1972

(16 penalties)

## INTERCEPTIONS

### **Most Interceptions, Season**

26 in 1980

26 in 1977

25 in 1981

25 in 1975

24 in 1988

22 in 1994

22 in 1986

22 in 1985

22 in 1973

20 in 1989

20 in 1971

## TIME OF POSSESSION

### **Largest Advantage, Game (regulation)**

Atl (43:21) vs. Rams (16:39), 11-17-85

Atl (42:39) vs. S.F. (17:21), 12-19-82

Atl (41:22) at Dallas (18:38), 10-20-96

Atl (41:15) at N.O. (18:45), 11-22-85

Atl (40:49) vs. T.B. (19:11), 11-4-79



Atlanta's "Grits Blitz" defense recovered 25 fumbles in 1978, the second highest total in team history.

## DEFENSIVE BESTS

### POINTS

- Fewest Points Allowed, Season**  
129 in 1977
- Fewest Points Allowed, Game**  
0 - 10 Times—Most Recent  
at L.A. Rams, Nov. 14, 1993
- Fewest TD's Allowed, Season**  
15 in 1977

### FIRST DOWNS

- Fewest First Downs, Season**  
170 in 1982  
192 in 1977
- Fewest First Downs, Game**  
7 vs. Green Bay, 11-22-71  
7 vs. Green Bay, 11-22-74
- Fewest First Downs, Rushing, Season**  
66 in 1982
- Fewest First Downs, Rushing, Game**  
1 at Houston, 12-5-93  
1 vs. L.A. Rams, 9-18-77  
1 vs. Dallas, 12-30-90
- Fewest First Downs, Passing, Season**  
76 in 1977
- Fewest First Downs, Passing, Game**  
0 at L.A. Rams, 9-23-73

### YARDS

- Fewest Net Yards Allowed, Season**  
2,848 in 1982  
3,242 in 1977
- Fewest Net Yards Allowed, Game**  
78 vs. Tampa Bay (62-R, 16-P)  
Nov. 27, 1977

- Fewest Yds Rushing Per Att, Season**  
3.3 in 1990
- Fewest Yards Allowed, Rushing, Season**  
1,044 in 1982  
1,357 in 1990  
1,547 in 1995  
1,630 in 1980
- Fewest Yards Allowed, Rushing, Game**  
29 vs. Houston (12 att), 9-9-90  
32 vs. TB (16 att), 10-9-94  
33 vs. Seattle (12 att), 12-15-91  
34 vs. Dallas (16 att), 11-17-96  
38 at Washington (19 att), 12-19-93  
39 vs. Phoenix (17 att), 11-15-92  
45 at Carolina (24 att), 12-17-95
- Fewest Rushing, Attempts, Game**  
11 at Detroit, 9-19-83 (34 yards)  
11 at Tampa Bay, 12-2-90 (40 yards)  
11 vs. Buffalo, 12-18-83 (45 yards)
- Fewest TD's Allowed, Rushing, Season**  
5 in 1977

### PASSING

- Fewest Net Yards Allowed, Season**  
1,384 in 1977
- Fewest Net Yards Allowed, Game**  
9 vs. St. Louis, 12-9-73  
15 vs. New England, 11-29-92
- Fewest Passing Attempts, Game**  
8 vs. Green Bay (3 Comp.), 11-22-71
- Fewest Passes Completed, Game**  
2 vs. St. Louis (10 Att.), 12-9-73
- Fewest TDs Allowed, Passing, Season**  
9 in 1971  
9 in 1977

## CLUB RECORDS - THE FEWEST

### POINTS

- Fewest Points Scored, Season**  
111 in 1974  
170 in 1968  
172 in 1976
- Fewest Points Scored, Game**  
0 - 18 Times — Most Recent  
Oct. 3, 1993 vs. Chicago (A)
- Fewest Points Scored, Game, Both Teams**  
3 Atlanta (0) at Buffalo (3), 10-16-77  
6 Atlanta (0) at Chicago (6), 10-3-93  
7 Atlanta (7) vs. SF (0), 10-9-77
- Fewest Touchdowns, Season**  
12 in 1974  
20 in 1968  
20 in 1976  
20 in 1977
- Fewest PAT's, Season**  
12 in 1974  
17 in 1968  
19 in 1976

- Fewest FG's, Season**  
4 in 1974  
7 in 1967  
9 in 1966, 1970, 1974
- Fewest First Downs, Season**  
178 in 1968  
178 in 1974
- Fewest First Downs, Game**  
2 at L.A. Rams, 9-23-73
- Fewest First Downs, Game, Both Teams**  
14 Atlanta (5) vs. Minn (9), 12-21-69
- Fewest First Downs, Rushing, Season**  
63 in 1994  
65 in 1992
- Fewest First Downs, Rushing, Game**  
0 Five Times, Last at SF, 9-10-95
- Fewest First Downs, Passing, Season**  
80 in 1977
- Fewest First Downs, Passing, Game**  
0 at Chicago, 11-24-85
- Fewest First Downs, Penalty, Season**  
9 in 1968

## CLUB RECORDS - THE FEWEST

### TOTAL YARDS

#### *Fewest Net Yards Gained, Season*

2,800 in 1974

#### *Fewest Net Yards Gained, Game*

44 at San Francisco

Oct. 23, 1976 (83 run, - 39 pass)

#### *Fewest Net Yards Gained, Both Teams*

252 Atlanta (155) at SF (97), 11-6-77

### RUSHING

#### *Fewest Yards Gained, Season*

1,155 in 1989

1,179 in 1982

1,249 in 1994

1,270 in 1992

1,303 in 1967

#### *Fewest Yards Gained, Game*

19 vs. L.A. Rams, 12-1-74

21 at Detroit, 9-5-93

25 at San Francisco, 9-10-95

#### *Fewest Yds Gained, Both Teams, Game*

79 Atlanta (29) vs. San Francisco (50)

Oct. 14, 1990 (H)

#### *Fewest Rushing Attempts, Season*

309 in 1982

318 in 1989

322 in 1992

329 in 1986

330 in 1994

337 in 1995

333 in 1987

344 in 1967

#### *Fewest Rushing Attempts, Game*

8 at Detroit, Sept. 5, 1993

9 at Chicago, Sept. 27, 1992

10 vs. Dallas, Dec. 21, 1992

11 at San Francisco, 9-10-95

12 at San Francisco, Dec. 4, 1994

12 at Washington, Sept. 13, 1992

#### *Fewest Rushing Att. Both Teams, Game*

34 Atlanta (15) vs. S.F. (19), 12-24-95

35 Atlanta (12) at Houston (23), 12-5-93

### PASSING

#### *Fewest Net Yards, Season*

1,307 in 1974

#### *Fewest Net Yards, Game*

(-39) at San Francisco, 10-23-76

#### *Fewest Net Yards Both Teams, Game*

37 Atlanta (-39) at SF (76), 10-23-76

#### *Fewest Passes Attempted, Season*

275 in 1982 (176 Comp.)

282 in 1969 (149 Comp.)

#### *Fewest Passes Attempted, Game*

9 at Chicago, 9-17-72

9 vs. L.A. Rams, 10-1-72

9 at L.A. Rams, 9-23-73

#### *Fewest Passes Att. Both Teams, Game*

21 Atlanta (9) at Chicago (12), 9-17-83

#### *Fewest Passes Intercepted, Season*

10 in 1983 (507 att.)

#### *Fewest Passes Completed, Season*

140 in 1977 (297 att.)

#### *Fewest Passes Completed, Game*

2 vs. L.A. Rams, 10-1-72

2 at L.A. Rams, 9-23-73

#### *Fewest Passes Comp., Both Teams, Game*

10 Atlanta (6) vs. Minn. (4), 12-21-69

10 Atlanta (6) vs. Chicago (4), 9-17-72

10 Atlanta (8) vs. St. Louis (2), 12-9-73

#### *Fewest Touchdown Passes, Season*

4 in 1974

#### *Fewest Sacks Allowed, Season*

25 in 1982

31 in 1971

31 in 1991

### INTERCEPTIONS

#### *Fewest INT's, Season*

6 - 1996 (NFL Record)

10 - 1982 (Strike season)

11 - 1992

12 - 1984, '78

13 - 1993

14 - 1968

15 - 1987, '83, '79

### PUNTING

#### *Fewest Punts, Season*

43 in 1982

60 in 1971

#### *Fewest Punts, Game*

1 Three times, Last Time vs. Pittsburgh

Nov. 4, 1990 (A)

### PENALTIES

#### *Fewest Penalties, Season*

63 in 1968 (659 yards)

63 in 1969 (601 yards)

#### *Fewest Penalties, Game*

1 - 10 Times — Most recent

Oct. 14, 1993 vs. L.A. Rams (H)

#### *Fewest Yards Penalties, Season*

593 in 1973 (65 penalties)

### FUMBLES

#### *Fewest Fumbles, Season*

14 in 1982

19 in 1991

20 in 1967

21 in 1995

#### *Fewest Fumbles Lost, Season*

9 in 1995

9 in 1980

9 in 1977

## OPPONENTS TEAM RECORDS

### **Most Points Scored**

59, Rams (at St. Louis), 11-10-96

59, Rams (at L.A.), 12-4-76

### **Points By Quarters**

1st: 28, Bills, 11-22-92

2nd: 28, Redskins, 11-3-85

28, Cardinals, 12-17-78

28, Vikings, 9-14-68

3rd: 21, Redskins, 12-17-69

21, Vikings, 9-16-84

21, Dolphins, 11-3-74

21, Packers, 10-6-68

21, Steelers, 12-18-66

4th: 24, Rams, 11-19-67

### **Most Yards Gained**

595, Colts, 11-12-67 (426 Pass), (169 Rush)

590, 49ers, 10-18-92 (399 Pass) (191 Rush)

569, Rams, 12-4-76 (359 Pass), (210 Rush)

### **Most Yards Rushing**

321, Browns, 10-17-76 (57 Att.)

315, Bills, 11-22-92 (44 Att.)

307, Redskins, 11-3-85 (37 Att.)

279, Rams, 11-10-96 (38 Att.)

### **Most Rushing Att**

65, Vikings, (211 yds.), 11-9-75

### **Most TDs Rushing**

7, Rams, 12-4-76

4, Rams, 11-10-96

4, Redskins, 11-3-85

### **Most Net Yds Passing**

451, Redskins, 11-10-91

442, 49ers, 10-14-90

### **Most Pass Attempts**

57, 49ers, 10-6-85

### **Most Pass Comp**

37, 49ers, 10-6-85

### **Most TD Passes**

6, Redskins, 11-10-91

6, 49ers, 10-14-90

6, Browns, 10-30-66

### **Most Had Intercepted**

6, Rams, 11-10-96

6, Oilers, 12-5-93

6, Saints, 9-16-73

### **Most Punts**

11, Giants, 10-25-81

10, Panthers, 9-3-95

### **Most Punt Returns**

9, 49ers, 10-29-72

### **Most Fair Catches**

6, Vikings, 11-28-71

### **Most Yards, Punt Ret**

219, Rams, 10-11-81

### **Most TD's Punt Ret**

2, Rams, 12-27-92

### **Most KO Returns**

9, Lions, 10-5-80

### **Most KO Return Yds**

242, Chargers, 10-21-73

### **Most Fumbles**

6, 49ers, 12-11-93

### **Most Fumbles Lost**

5, Saints, 10-15-72 and 10-10-76

### **Most Penalties**

15, Bills, 12-18-83

14, Chiefs, 9-18-94

### **Most Penalty Yards**

137, Cardinals (9 penalties) 11-28-82

135, Raiders, (11 penalties) 11-19-70

135, Rams, ( penalties) 11-19-67

133, Browns, (13 penalties) 9-17-78

128, Raiders, (10 penalties) 10-14-79

### **Most Combined Penalty Yds**

253, Atl. (9-125); Raiders, (10-128) 10-14-79

## OPPONENTS INDIVIDUAL RECORDS

### **Most Points Scored**

30 (5 TDs), Jerry Rice, 49ers, 10-14-90

24 (4 TDs), Dan Reeves, Cowboys, 11-5-67

24 (4 TDs), Roy Jefferson, Steelers, 11-3-68

### **Most TD's Scored**

5, Jerry Rice, 49ers, 10-14-90

4, Dan Reeves, Cowboys, 11-5-67

4, Roy Jefferson, Steelers, 11-3-68

### **Most PAT Attempts**

8, Chip Lohmiller, Rams, 11-10-96

8, Don Chandler, Packers, 10-23-66

### **Most PAT's Made**

8, Chip Lohmiller, Rams, 11-10-96

8, Don Chandler, Packers, 10-23-66

### **Most FG Attempts**

7, Jim Bakken, Cardinals, 12-9-73

### **Most FG's Made**

6, Jeff Wilkins, 49ers, 9-29-96

6, Jim Bakken, Cardinals, 12-9-73

### **Longest FG**

56 Yds Mike Cofer, 49ers, 10-14-90

54 Yds Jan Stenerud, Vikings, 9-16-84

### **Most Yds Rushing**

191, Greg Pruitt, Browns, (26 Att.), 10-17-76

181, Kenneth Davis, Bills, (20 Att.), 11-21-92

167, Emmitt Smith, Cowboys (26 att), 10-29-95

### **Most Carries**

33, Lydell Mitchell, Colts, (151 yds), 11-17-74

## OPPONENTS INDIVIDUAL RECORDS

32, Emmitt Smith, Dallas, (160 yds), 12-22-91

### **Highest Average**

10.4, Delvin Williams, 49ers, (10-104), 12-14-75

10.2, Keith Griffin, Redskins, 16-164), 11-3-85

### **Most TD's Rushing**

3, Barry Foster, Steelers, 9-27-93

3, Mark Van Eeghen, Raiders, 10-14-79

3, Lawrence McCutcheon, Rams, 12-4-76

3, Chuck Foreman, Vikings, 11-9-75

3, Don Nottingham, Dolphins, 11-3-74

### **Longest Run**

91t, Herschel Walker, Eagles, 11-27-94

78t, Bruce Harper, Jets, 10-23-83

### **Most Yds Passing**

501, Johnny Unitas, Colts, 9-17-67

476, Joe Montana, 49ers, 10-14-90

442, Mark Rypien, Redskins, 11-10-91

429, Joe Montana, 49ers, 10-6-85

413, Dave Krieg, Cardinals, 11-26-95

401, Johnny Unitas, Colts, 9-17-67

### **Most Passing Att**

57, Joe Montana, 49ers, 10-6-85

51, Steve DeBerg, 49ers, 9-27-80

### **Most Comp**

37, Joe Montana, 49ers, 10-6-85

35, Dan Marino, Dolphins, 12-3-95

32, Steve DeBerg, 49ers, 9-27-80

### **Most Cons. Comp**

17, Ken O'Brien, Jets, 11-9-86

### **Best Comp Pct.**

93.8 (15-of-16), Steve Young, 10-16-94

85.0 (17-of-20), Johnny Unitas, Colts, 11-12-67

### **Longest TD Pass**

99 yds, Ron Jaworski, Eagles, 11-10-85

97 yds, Steve Young, 49ers, 11-3-91

93 yds, Steve DeBerg, 49ers, 9-27-80

89 yds, Kerry Collins, Panthers, 12-17-95

### **Most TD Passes**

6, Mark Rypien, Redskins, 11-10-91

6, Joe Montana, 49ers, 10-14-90

5, Joe Montana, 49ers, 10-16-85

5, Terry Bradshaw, Steelers, 11-15-81

### **Most Had Intercepted**

5, by Archie Manning, Saints, 9-16-73

5, by Jim Hart, Cardinals, 11-9-80

### **Most Yds. Receiving**

226, by Eddie Kennison, Rams, 12-15-96

225, by Jerry Rice, 49ers, 10-14-90

205, by Wes Chandler, Saints, 9-2-79

203, by Gary Clark, Redskins, 11-10-91

191, by Isaac Bruce, at Rams, 10-12-95

### **Most Receptions**

13, by Jerry Rice, 49ers, 10-14-90

12, by Jerry Rice, 49ers, 12-24-95

12, by Roger Craig, 49ers, 10-6-85

11, by Carl Pickens, Bengals, 11-24-96

### **Most TD Receptions**

5, Jerry Rice, 49ers, 10-14-90

4, Roy Jefferson, Steelers, 11-3-68

### **Longest Reception**

99t, Mike Quick, Eagles, 11-10-85

97t, John Taylor, 49ers, 11-3-91

93t, Freddie Solomon, 49ers, 9-27-80

89t, Willie Green, Panthers, 9-3-95

88t, Tom Matte, Colts, 9-17-67

### **Most Interceptions**

3, Albert Lewis, Chiefs, 9-1-91

3, Albert Lewis, Chiefs, 12-8-85

3, Paul Martha, Broncos, 10-18-70

### **Longest INT Return**

93t, by Deion Sanders, 49ers, 10-16-94

### **Longest KOR**

102t, Alexander Wright, Cowboys, 12-22-91

### **Most KOR's**

7, Vernon Turner, Buccaneers, 10-9-94

7, Walter Stanley, Patriots, 11-29-92

7, Dexter Carter, 49ers, 10-13-91

7, Stump Mitchell, Cardinals, 10-18-81

7, John Arnold, Lions, 10-5-80

### **Most KOR Yards**

199, Tyrone Hughes, Saints, 9-17-95

198, Herschel Walker, Cowboys, 10-20-96

193, Alexander Wright, Cowboys, 12-22-91

### **Most KOR TD's**

1, 7 times, most recently, Alexander Wright,

Cowboys, 102 yards, 12-22-91

### **Most Punt Returns**

9, Ralph McGill, 49ers, 10-29-72

### **Most Punt Return Yards**

207, LeRoy Irvin, Rams, 10-11-81

### **Most TD's by Punt Return**

2, LeRoy Irvin, Rams, 10-11-81

2, Todd Kinchen, Rams, 12-27-92

1, 6 times, most recently, Kinchen, Rams

### **Most Punts**

11, Dave Jennings, Giants, 10-25-81

### **Highest Punting Avg.**

53.0, Dave Jennings, Giants, 10-25-81 (4 Min.)

### **Highest Return Avg.**

31.0 (6 ret), LeRoy Irvin, Rams, 10-11-81 (3 Min)

### **Longest Fumble Return**

97t, Chuck Howley, Cowboys, 9-18-66

## INDIVIDUAL RECORDS

### SCORING

#### **Most Points Career**

- 558 Mick Luckhurst, 1981-87
- 395 Norm Johnson, 1991-94
- 338 Andre Rison, 1990-94
- 288 Gerald Riggs, 1982-88
- 270 Nick Mike-Mayer, 1973-77
- 246 William Andrews, 1979-86
- 240 Alfred Jenkins, 1975-83
- 236 Greg Davis, 1987-90
- 230 Tim Mazzetti, 1978-80
- 219 Morten Andersen, 1995-96
- 198 Michael Haynes, 1988-93
- 186 Jim Mitchell, 1969-79
- 174 Terance Mathis 1994-96
- 168 Wallace Francis, 1975-81
- 156 Haskel Stanback, 1974-79
- 150 Lynn Cain, 1979-84
- 147 Bill Bell, 1971-72
- 144 Art Malone, 1970-74
- 132 Alfred Jackson, 1978-84
- 128 Bob Etter, 1968-69
- 126 Ken Burrow, 1971-75

#### **Most Points, Season**

- 122 Morten Andersen, 1995
- 114 Mick Luckhurst, 1981
- 112 Norm Johnson, 1993
- 112 Nick Mike-Mayer, 1973
- 106 Greg Davis, 1990
- 102 Tim Mazzetti, 1980
- 101 Mick Luckhurst, 1985
- 97 Morten Andersen, 1996
- 95 Norm Johnson, 1991, 1994
- 94 Mick Luckhurst, 1983
- 93 Norm Johnson, 1992
- 91 Mick Luckhurst, 1984
- 90 Andre Rison, 1993
- 82 Greg Davis, 1988
- 79 Bill Bell, 1972
- 78 Gerald Riggs, 1984
- 78 Alfred Jenkins, 1981
- 78 Bob Etter, 1969

#### **Most Points, Game**

- 20 Norm Johnson at New Orleans, 11-13-94
- 18 Terance Mathis vs. St. Louis Rams, 11-19-95
- 18 Andre Rison at San Francisco, 9-19-93
- 18 Andre Rison at Chicago, 9-27-92
- 18 Andre Rison vs. Tampa Bay, 11-17-91
- 18 Gerald Riggs vs. L.A. Rams, 11-17-85
- 18 Lynn Cain at L.A. Rams, 10-7-84
- 18 William Andrews at Buffalo, 12-18-83
- 18 William Andrews at Green Bay, 11-27-83
- 18 William Andrews at Denver, 12-5-82
- 18 Alfred Jenkins at New Orleans, 11-1-81



**Mick  
Luckhurst**



**Morten  
Andersen**

- 18 Lynn Cain at Oakland, 10-14-79
- 17 Greg Davis vs. Houston, 9-9-90
- 16 Morten Andersen at Dallas, 10-20-96 (5 FG's)
- 16 Morten Andersen vs. N.E., 10-1-95 (5 FG's)
- 15 Terance Mathis vs. Philadelphia, 11-27-94
- 15 Tim Mazzetti vs. L.A. Rams, 10-30-78
- 15 Nick Mike-Mayer vs. L.A. Rams, 11-4-73
- 15 Norm Johnson at San Francisco, 10-13-91

#### **Most Consecutive Games Scoring**

- 68 Mick Luckhurst, (1981-WK 12, 1985)

#### **Most Touchdowns, Career**

- 56 Andre Rison, 1990-94
- 48 Gerald Riggs, 1982-88
- 41 William Andrews, 1979-86
- 40 Alfred Jenkins, 1975-83
- 33 Michael Haynes, 1988-93
- 31 Jim Mitchell, 1969-79
- 28 Wallace Francis, 1975-81
- 27 Terance Mathis, 1994-96
- 26 Haskel Stanback, 1974-79
- 25 Lynn Cain, 1979-84
- 24 Art Malone, 1970-74
- 22 Alfred Jackson, 1978-84
- 21 Ken Burrow, 1971-75
- 19 Craig Heyward, 1994-96
- 15 Bert Emanuel, 1994-96

#### **Most Touchdowns, Season**

- 15 Andre Rison, 1993
- 13 Gerald Riggs, 1984
- 13 Alfred Jenkins, 1981
- 12 Andre Rison, 1991
- 12 William Andrews, 1981
- 11 Terance Mathis, 1994
- 11 Andre Rison, 1992
- 11 William Andrews, 1983
- 11 Michael Haynes, 1991
- 10 Eric Metcalf, 1995
- 10 Michael Haynes, 1992
- 10 Gerald Riggs, 1985
- 10 Andre Rison, 1990
- 9 Eddie Ray, 1973
- 9 Terance Mathis, 1995
- 9 Gerald Riggs, 1986

#### **Most Touchdowns, Game**

- 3 - 11 times (most recently by Terance Mathis vs. St. Louis Rams, 11-19-95)

#### **Most Consecutive Games, TD Scored**

- 5 Eric Metcalf, 1995
- 4 Andre Rison, 1993
- 4 Andre Rison, 1991
- 4 Gerald Riggs, 1986
- 4 Jim Mitchell, 1975
- 4 Dave Hampton, 1975

## INDIVIDUAL RECORDS

### *Most Two-Point Conversions, Career*

6 Terance Mathis, 1994-95

### *Most Two-Point Conversions, Season*

3 Terance Mathis, 1995

2 Terance Mathis, 1994

1 Terance Mathis, 1996

1 Andre Rison, 1994

## KICKING

### *Most PAT's Made, Career*

213 Mick Luckhurst, 1981-87

147 Norm Johnson, 1991-94

105 Nick Mike-Mayer, 1973-77

94 Tim Mazzetti, 1978-80

### *Most PAT's Attempted, Career*

216 Mick Luckhurst, 1981-87

148 Norm Johnson, 1991-94

108 Nick Mike-Mayer, 1973-77

104 Tim Mazzetti, 1978-80

### *Most PAT's Made, Season*

51 Mick Luckhurst, 1981

45 Tim Mazzetti, 1980

43 Mick Luckhurst, 1983

### *Most PAT's Attempted, Season*

51 Mick Luckhurst, 1981

49 Tim Mazzetti, 1980

45 Mick Luckhurst, 1983

### *Most PAT's Made, Game*

8 Nick Mike-Mayer vs. Saints

9-16-73 (Away)

### *Most PAT's Attempted, Game*

8 Nick Mike-Mayer vs. Saints

9-16-73 (Away)

### *Most Consecutive PAT's Made*

139 Norm Johnson, 1991-94

134 Mick Luckhurst, 1983-87

### *Most FG's Made, Career*

115 Mick Luckhurst, 1981-87

84 Norm Johnson, 1991-94

56 Nick Mike-Mayer, 1973-77

53 Morten Andersen 1995-96

51 Greg Davis, 1987-90

45 Tim Mazzetti, 1978-80

### *Most FG's Made, Season*

31 Morten Andersen, 1995

26 Norm Johnson, 1993

26 Nick Mike-Mayer, 1973

24 Mick Luckhurst, 1985

22 Morten Andersen, 1996

22 Greg Davis, 1990

21 Norm Johnson, 1994

21 Mick Luckhurst, 1981

### *Most FG's Made, Game*

6 Norm Johnson at New Orleans, 11-13-94

5 Morten Andersen at Dallas, 10-20-96

5 Morten Andersen vs. N.E., 10-1-95

5 Nick Mike-Mayer vs. Rams, 11-4-73

5 Tim Mazzetti at Rams, 10-30-78

### *Most FG's Attempted, Career*

164 Mick Luckhurst, 1981-87

104 Nick Mike-Mayer, 1973-77

97 Norm Johnson, 1991-94

78 Greg Davis, 1987-90

68 Tim Mazzetti, 1978-80

66 Morten Andersen, 1995-96

### *Most FG's Attempted, Season*

38 Nick Mike-Mayer, 1973

37 Morten Andersen, 1995

33 Mick Luckhurst, 1981

33 Greg Davis, 1990

31 Mick Luckhurst, 1985

### *Most FG's Attempted, Game*

6 Norm Johnson at New Orleans, 11-13-94

5 Morten Andersen at Dallas, 10-20-96

vs. N.E., 10-1-95

5 Mick Luckhurst at New Orleans, 12-22-85

vs. Philadelphia, 12-16-84

5 Nick Mike-Mayer vs. Rams, 11-4-73

at Chicago, 9-26-76

at Chicago, 10-23-77

5 Tim Mazzetti at Rams, 10-30-78

at Cardinals, 11-9-80

5 Greg Davis at Steelers, 11-4-90

### *Most Consecutive FG's Made*

26 Norm Johnson, 1992 (5), 1993 (1st 21)

18 Morten Andersen, 1995 (Wks 1-9)

17 Mick Luckhurst, 1984 (3), 1985 (1st 14)

15 Norm Johnson, 1991 (Wks. 5-16)

14 Norm Johnson, 1994 (Wks. 8-16)

12 Morten Andersen, 1996 (Wks. 3-10)

10 Morten Andersen, 1995 (Wks 12-17)

### *Best FG Percentage, Career (Min. 35)*

.866 Norm Johnson (84-of-97), 1991-94

.803 Morten Andersen (53-66), 1995-96

.701 Mick Luckhurst (115-of-164), 1981-87

.662 Tim Mazzetti (45-of-68), 1978-80

.654 Greg Davis (51-of-78), 1987-90

.538 Nick Mike-Mayer (56-of-104), 1973-77

### *Best FG Percentage, Season*

.963 Norm Johnson (26-of-27), 1993

.840 Norm Johnson (21-of-25), 1994

.838 Morten Andersen (31-of-37), 1995

.826 Norm Johnson (19-of-23), 1991

.818 Norm Johnson (18-of-22), 1992

.774 Mick Luckhurst (24-of-31), 1985

.772 Mick Luckhurst (17-of-22), 1983

.759 Morten Andersen (22-of-29), 1996

.750 Paul McFadden (15-of-20), 1989

## INDIVIDUAL RECORDS

- .740 Mick Luckhurst (20-of-27), 1984
- .714 Mick Luckhurst (10-of-14), 1982
- .703 Tim Mazzetti (19-of-27), 1980

### **Most 50-yard FG's, Career**

- 9 Morten Andersen, 1995-96
- 8 Norm Johnson, 1991-94
- 7 Mick Luckhurst, 1981-87

### **Most 50-yard FG's, Season**

- 8 Morten Andersen, 1995
- 4 Norm Johnson, 1992
- 3 Mick Luckhurst, 1984

### **Most 50-yard FG's, Game**

- 3 Morten Andersen vs. N.O., 12-10-95 (NFL Record)

### **Longest Field Goal, Career**

- 59 yds - Morten Andersen vs. S.F., 12-24-95
- 55 yds - Morten Andersen vs. N.O., 12-10-95  
(Andersen hit two 55-yarders in that game)
- 54 yds - Morten Andersen at Dallas, 10-20-96

## RUSHING

### **Most Yards Gained, Career**

- 6,631 Gerald Riggs, 1982-88
- 5,986 William Andrews, 1979-86
- 3,490 Dave Hampton, 1972-76
- 2,662 Haskel Stanback, 1974-79
- 2,313 Lynn Cain, 1979-84
- 2,250 Jim Butler, 1968-71
- 2,183 Craig Heyward, 1994-95
- 2,118 Art Malone, 1970-74
- 1,981 Eric Pegram, 1991-94
- 1,801 John Settle, 1987-90
- 1,612 Junior Coffey, 1966-67, 1969
- 1,528 Bubba Bean, 1976-80
- 1,472 Steve Broussard, 1990-93
- 1,321 Harmon Wages, 1968-73
- 1,215 Jamal Anderson, 1994-96

### **Most Yards Gained, Season**

- 1,719 Gerald Riggs, 1985
- 1,567 William Andrews, 1983
- 1,486 Gerald Riggs, 1984
- 1,327 Gerald Riggs, 1986
- 1,308 William Andrews, 1980
- 1,301 William Andrews, 1981
- 1,185 Eric Pegram, 1993
- 1,083 Craig Heyward, 1995
- 1,055 Jamal Anderson, 1996
- 1,024 John Settle, 1988
- 1,023 William Andrews, 1979
- 1,002 Dave Hampton, 1975
- 997 Dave Hampton, 1973
- 995 Dave Hampton, 1972

### **Most Yards Gained, Game**

- 202 Gerald Riggs at NO (35 att), 9-2-84
- 197 Gerald Riggs at Kansas City (26 att), 12-8-85

- 192 Eric Pegram at SF (27 att), 9-19-93
- 180 Eric Pegram at Cincinnati (37 att), 12-16-93
- 172 Gerald Riggs at Miami (33 att), 11-30-86
- 167 William Andrews at NO (30 att), 9-2-79
- 162 Steve Broussard at Wash (26 att), 12-19-93
- 161 William Andrews at Miami (21 att), 12-10-83

### **Most Rushing Attempts, Career**

- 1,587 Gerald Riggs, 1982-88
- 1,315 William Andrews, 1979-86
- 885 Dave Hampton, 1972-76
- 728 Haskel Stanback, 1974-79
- 609 Jim Butler, 1968-71
- 603 Lynn Cain, 1979-84
- 532 Art Malone, 1970-74
- 517 Eric Pegram, 1991-94
- 491 Craig Heyward, 1994-96
- 430 John Settle, 1987-90
- 428 Junior Coffey, 1966-67, 1969
- 405 Bubba Bean, 1976-80

### **Most Rushing Attempts, Season**

- 397 Gerald Riggs, 1985
- 353 Gerald Riggs, 1984
- 343 Gerald Riggs, 1986
- 331 William Andrews, 1983
- 292 Eric Pegram, 1993
- 289 William Andrews, 1981
- 265 William Andrews, 1980
- 263 Dave Hampton, 1973
- 250 Dave Hampton, 1975
- 247 Haskel Stanback, 1977
- 239 William Andrews, 1979
- 236 Craig Heyward, 1995
- 232 Jamal Anderson, 1996



**Gerald  
Riggs**

### **Most Rushing Attempts, Game**

- 41 Gerald Riggs vs. Rams (123 yds), 11-17-85
- 39 Gerald Riggs at NO (158 yds), 12-22-85
- 37 Eric Pegram at Bengals (180 yds), 12-26-93
- 35 Gerald Riggs at NO (202 yds), 9-2-84
- 35 Gerald Riggs vs. Rams (141 yds), 10-12-86
- 35 Lynn Cain at Rams (145 yds), 10-7-84

### **Most 100-Yard Games, Career**

- 25 Gerald Riggs, 1982-88
- 22 William Andrews, 1979-86

### **Most 100-Yard Games, Season**

- 9 Gerald Riggs, 1985
- 7 William Andrews, 1983
- 7 William Andrews, 1980
- 6 Gerald Riggs, 1986
- 5 Gerald Riggs, 1984

### **Most TD's Rushing, Career**

- 48 Gerald Riggs, 1982-88
- 30 William Andrews, 1979-86
- 25 Haskel Stanback, 1974-79

## INDIVIDUAL RECORDS

### **Most TD's Rushing, Season**

- 13 Gerald Riggs, 1984
- 10 William Andrews, 1981
- 10 Gerald Riggs, 1985
- 9 Gerald Riggs, 1986
- 7 Craig Heyward, 1994
- 7 William Andrews, 1983
- 7 John Settle, 1988

### **Most TD's Rushing, Game**

- 3 Jamal Anderson at Detroit, 10-6-96
- 3 Gerald Riggs vs. Rams, 11-17-85
- 3 Lynn Cain at Rams, 10-7-84

### **Most Consecutive Games, Rushing TD**

- 4 Gerald Riggs, 1986
- 4 Dave Hampton, 1975

### **Highest Average Gain, Career (300 carries)**

- 4.55 William Andrews, 1979-86
- 4.45 Craig Heyward, 1994-96
- 4.45 Jamal Anderson, 1994-96 (273 carries)
- 4.23 Steve Broussard, 1990-93
- 4.17 Gerald Riggs, 1982-88
- 4.15 John Settle, 1987-1990
- 3.98 Art Malone, 1970-74
- 3.97 Harmon Wages, 1968-73
- 3.94 Dave Hampton, 1972-76

### **Highest Average Gain, Season (150 carries)**

- 4.94 William Andrews, 1980
- 4.73 William Andrews, 1983
- 4.59 Craig Heyward, 1995
- 4.55 Jamal Anderson, 1996
- 4.50 William Andrews, 1981
- 4.413 John Settle, 1988
- 4.411 Mike Rozier, 1990
- 4.33 Gerald Riggs, 1985
- 4.32 Dave Hampton, 1972
- 4.31 Gerald Riggs, 1987
- 4.26 Craig Heyward, 1994

### **Highest Average Gain, Game (10 carries)**

- 10.40 Steve Broussard at SF (10-104), 10-13-91
- 10.20 John Settle vs. NO (10-102), 9-11-88
- 9.10 Art Malone at SF (10-91), 12-10-72
- 7.71 Jamal Anderson at Carolina (14-108), 9-1-96
- 7.67 William Andrews at Miami (21-161), 12-10-83
- 7.58 Gerald Riggs at KC (26-197), 12-8-85
- 7.47 Jim Butler vs. SF (17-127), 10-4-70
- 7.20 Craig Heyward vs. NO (10-72), 12-11-94
- 7.11 Erric Pegrum at SF (27-192), 9-19-93

## PASSING

### **Most Yards Gained Passing, Career**

- 23,468 Steve Bartkowski, 1975-85
- 14,066 Chris Miller, 1987-93
- 8,575 Jeff George, 1994-96
- 8,489 Bob Berry, 1968-72

- 7,053 Bobby Hebert, 1993-96
- 5,538 Randy Johnson, 1966-70
- 4,275 Dave Archer, 1984-87

### **Most Gross Yards Passing, Season**

- 4,143 Jeff George, 1995
- 3,830 Steve Bartkowski, 1981
- 3,734 Jeff George, 1994
- 3,544 Steve Bartkowski, 1980
- 3,459 Chris Miller, 1989
- 3,167 Steve Bartkowski, 1983
- 3,152 Bobby Hebert, 1996
- 3,103 Chris Miller, 1991
- 2,978 Bobby Hebert, 1993
- 2,735 Chris Miller, 1990
- 2,502 Steve Bartkowski, 1979
- 2,489 Steve Bartkowski, 1978
- 2,158 Bob Berry, 1972
- 2,158 Steve Bartkowski, 1984
- 2,133 Chris Miller, 1988
- 2,007 Dave Archer, 1986
- 2,005 Bob Berry, 1971

### **Most 300-Yard Games, Career**

- 12 Steve Bartkowski, 75-85
- 8 Chris Miller, 1987-93
- 6 Jeff George, 1994-95
- 4 Bobby Hebert, 1993-96

### **Most 300-Yard Games, Season**

- 4 Jeff George, 1995
- 3 Chris Miller, 1989
- 3 Steve Bartkowski, 1981 and 1983
- 3 Wade Wilson, 1992

### **Most Gross Yards Passing, Game**

- 416 Steve Bartkowski vs. Pitt (33-50), 11-15-81
- 386 Jeff George at N.O. (27-39), 9-17-95
- 378 Steve Bartkowski at Cards (31-47), 11-9-80
- 375 Steve Bartkowski vs. Raid (36-54), 9-19-82
- 374 Wade Wilson at Rams (31-47), 12-27-92
- 364 Jeff George vs Philly (26-46), 11-27-94
- 363 Bobby Hebert vs. Rams (28-49), 12-15-96

### **Most Passes Attempted, Career**

- 3,329 Steve Bartkowski, 1975-85
- 2,089 Chris Miller, 1987-93
- 1,180 Jeff George, 1994-96
- 1,066 Bobby Hebert, 1993-96
- 1,049 Bob Berry, 1968-72
- 904 Randy Johnson, 1966-70
- 647 Dave Archer, 1984-87

### **Most Passes Attempted, Season**

- 557 Jeff George, 1995
- 533 Steve Bartkowski, 1981
- 526 Chris Miller, 1989
- 524 Jeff George, 1994
- 488 Bobby Hebert, 1996
- 463 Steve Bartkowski, 1980

## INDIVIDUAL RECORDS

- 432 Steve Bartkowski, 1983
- 430 Bobby Hebert, 1993
- 413 Chris Miller, 1991
- 388 Chris Miller, 1990
- 379 Steve Bartkowski, 1979
- 369 Steve Bartkowski, 1978

### **Most Passes Attempted, Game**

- 66 Chris Miller vs. Detroit (37 comp), 12-24-89
- 56 Steve Bartkowski vs. Raid (34 comp), 9-19-82
- 53 Jeff George at Carolina (29 comp), 12-17-95
- 52 Bobby Hebert at Houston (30 comp), 12-5-93
- 50 Steve Bartkowski vs. Pitt (33 comp), 11-15-81
- 49 Bobby Hebert vs. Rams (28 comp), 12-15-96
- 49 Jeff George at NO (29 comp), 11-13-94
- 49 Chris Miller at Chicago (28 comp), 11-11-90
- 48 Steve Bartkowski vs. Giants (24 comp), 10-25-81
- 48 Chris Miller at Chicago (30 comp), 9-27-92
- 47 Bobby Hebert vs. TB (25 comp), 10-31-93
- 47 Wade Wilson at Rams (31 comp), 12-29-92
- 47 Steve Bartkowski at Cards (31 comp), 11-9-80
- 46 Bobby Hebert vs. Hou (31 comp), 10-13-96
- 46 Jeff George vs. Philly (26 comp), 11-27-94
- 46 Erik Kramer vs. Rams (27 comp), 10-18-87
- 45 Jeff George vs. Carolina (27 comp), 9-3-95
- 45 Jeff George vs. KC (29 comp), 9-19-94

### **Most Passes Completed, Career**

- 1,870 Steve Bartkowski, 1975-85
- 1,129 Chris Miller, 1987-93
- 714 Jeff George, 1994-96
- 637 Bobby Hebert, 1993-96
- 598 Bob Berry, 1968-72
- 435 Randy Johnson, 1966-70
- 331 Dave Archer, 1984-87

### **Most Passes Completed, Season**

- 336 Jeff George, 1995
- 322 Jeff George, 1994
- 297 Steve Bartkowski, 1981
- 294 Bobby Hebert, 1996
- 280 Chris Miller, 1989
- 274 Steve Bartkowski, 1983
- 263 Bobby Hebert, 1993
- 257 Steve Bartkowski, 1980
- 222 Chris Miller, 1990
- 220 Chris Miller, 1991
- 203 Steve Bartkowski, 1979
- 187 Steve Bartkowski, 1978
- 184 Chris Miller, 1988

### **Most Passes Completed, Game**

- 37 Chris Miller vs. Detroit, 12-24-89
- 36 Steve Bartkowski vs. Raid (56 att), 9-19-82
- 33 Steve Bartkowski vs. Pitt (50 att), 11-15-81
- 31 Bobby Hebert vs. Hou (46 att), 10-13-96
- 31 Jeff George vs. Detroit (40 att), 10-29-95
- 31 Wade Wilson at Rams (47 att), 12-29-92

- 31 Steve Bartkowski at Cards (47 att), 11-9-80
- 30 Bobby Hebert at Houston (52 att), 12-5-93
- 30 Chris Miller at Chicago (48 att), 9-27-92
- 30 Wade Wilson vs. Dallas (41 att), 12-21-92
- 29 Jeff George at Carolina (53 att), 12-17-95
- 29 Jeff George at NO (49 att), 11-13-94
- 29 Jeff George vs. KC (45 att), 9-18-94
- 29 Jeff George vs. Rams (38 att), 9-11-94
- 29 Jeff George at Detroit (37 att), 9-4-94
- 28 Bobby Hebert vs. St. Louis (49 att), 12-15-96
- 28 Bob Berry at Green Bay (44 att), 9-27-70
- 28 Steve Bartkowski vs. SF (39 att), 11-20-83
- 28 Chris Miller at Chicago (49 att), 11-11-90

### **Most Consecutive Passes, Completed**

- 13 Jeff George vs. Detroit, 11-5-95
- 13 Jeff George vs. New Orleans, 12-11-94
- 12 Jeff George at Detroit, 9-4-94
- 11 Jeff George vs. Philadelphia, 9-22-96
- 11 Jeff George vs. Detroit, 11-5-95
- 10 Bobby Hebert vs. N.O., 11-17-96
- 10 Chris Miller vs. Dallas, 9-17-89
- 10 Steve Bartkowski vs. Rams, 10-7-84
- 10 Steve Bartkowski vs. Houston, 11-29-81
- 10 Randy Johnson vs. Detroit (6) and Chicago (4) 11-9-69 through 11-16-69

### **Highest Completion Percentage, Career**

- 60.5 Jeff George, 1994-96
- 59.8 Bobby Hebert, 1993-96
- 57.0 Bob Berry, 1968-72
- 56.2 Steve Bartkowski, 1975-85
- 54.0 Chris Miller, 1987-93
- 51.2 Dave Archer, 1984-87
- 49.3 Bob Lee, 1973-74

### **Highest Completion Percentage, Season**

- .681 Wade Wilson, 1992
- .673 Steve Bartkowski, 1984
- .6343 Steve Bartkowski, 1983
- .6336 Steve Bartkowski, 1982
- .617 Turk Schonert, 1986
- .615 Jeff George, 1994
- .612 Bobby Hebert, 1993
- .603 Jeff George, 1995
- .602 Bobby Hebert, 1996
- .602 Bob Berry, 1971
- .601 Chris Miller, 1992

### **Highest Completion Percentage, Game (20 Att)**

- .857 Steve Bartkowski vs. Detroit (24-28), 9-9-84
- .826 Steve Bartkowski at 49ers (19-23), 9-25-83
- .826 Steve Bartkowski at Pitt (19-23), 10-28-84
- .792 Steve Bartkowski vs. Raid (19-24), 9-19-82
- .784 Jeff George at Detroit (29-37), 9-4-94
- .775 Jeff George vs. Detroit (31-40), 11-5-95
- .763 Jeff George vs. Rams (29-38), 9-11-94
- .762 Bob Berry vs. SF (16-21), 9-19-71



**Wade  
Wilson**

## INDIVIDUAL RECORDS

- .762 Bob Berry vs. GB (16-21), 11-27-71
- .739 Jeff George at Miami (17-23), 12-3-95

### **Best QB Rating, Career**

- 85.6 Jeff George, 1994-96
- 78.8 Bob Berry, 1968-72
- 76.4 Bobby Hebert, 1993-96
- 75.0 Chris Miller, 1987-93
- 74.5 Steve Bartkowski, 1975-85
- 67.7 Bob Lee, 1973-74
- 64.6 Randy Johnson, 1966-70
- 62.9 Dave Archer, 1984-87

### **Best QB Rating, Season (Min. 100 Att.)**

- 110.2 Wade Wilson, 1992
- 106.7 Bob Berry, 1969
- 97.6 Steve Bartkowski, 1983
- 92.8 Steve Bartkowski, 1985
- 90.7 Chris Miller, 1992
- 89.7 Steve Bartkowski, 1984
- 89.5 Jeff George, 1995
- 88.0 Steve Bartkowski, 1980
- 84.0 Bobby Hebert, 1993
- 83.3 Jeff George, 1994

### **Most TD Passes, Career**

- 154 Steve Bartkowski, '75-85
- 87 Chris Miller, 1987-93
- 57 Bob Berry, 1968-72
- 50 Bobby Hebert, 1993-96
- 50 Jeff George, 1994-96
- 34 Randy Johnson, '66-70
- 18 Dave Archer, 1984-87

### **Most TD Passes, Season**

- 31 Steve Bartkowski, 1980
- 30 Steve Bartkowski, 1981
- 26 Chris Miller, 1991
- 24 Jeff George, 1995
- 24 Bobby Hebert, 1993
- 23 Jeff George, 1994
- 22 Bobby Hebert, 1996
- 22 Steve Bartkowski, 1983
- 17 Steve Bartkowski, 1979
- 17 Chris Miller, 1990
- 16 Bob Berry, 1970
- 16 Chris Miller, 1989
- 15 Chris Miller, 1992

### **Most TD Passes, Game**

- 5 Wade Wilson vs. Tampa Bay (12-13-92)
- 4 Jeff George vs. St. Louis Rams (11-19-95)
- 4 Jeff George at Denver (11-20-94)
- 4 Randy Johnson vs. Chicago (11-16-69)
- 4 Steve Bartkowski vs. New Orleans (10-19-80)
- 4 Steve Bartkowski vs. Cardinals (10-18-81)
- 4 Chris Miller vs. Chicago (9-27-92)

### **Most Consecutive Games, TD Pass**

- 14 Chris Miller, 1991-92

- 14 Steve Bartkowski, 1980-81
- 13 Chris Miller, 1989-90
- 9 Bobby Hebert, 1993
- 9 Steve Bartkowski, 1983
- 8 Steve Bartkowski, 1981
- 7 Bobby Hebert, 1996
- 7 Jeff George, 1994
- 6 Jeff George, 1995 (twice in '95)

### **Most Consecutive Passes Without Int.**

- 197 Steve Bartkowski, 1982-83
- 185 Chris Miller, 1989

### **Most Consecutive Games Without Int.**

- 5 Steve Bartkowski, 1983

### **Lowest Interception Pct., Career**

- 2.71 Jeff George, 1994-96
- 3.45 Chris Miller, 1987-93
- 4.35 Steve Bartkowski, 1975-85
- 4.48 Dave Archer, 1984-87
- 4.59 Bobby Hebert, 1993-96
- 5.34 Bob Berry, 1968-72
- 5.47 Bob Lee, 1973-74

### **Lowest Interception Pct., Season (150 Att.)**

- 1.16 Steve Bartkowski, 1983 (5-432)
- 1.90 Chris Miller, 1989 (10-526)
- 1.97 Jeff George, 1995 (11-557)
- 1.98 Scott Hunter, 1977 (3-151)
- 2.37 Chris Miller, 1992 (6-253)
- 2.45 Wade Wilson, 1992 (4-163)
- 3.06 David Archer, 1986 (9-294)

### **Most Interceptions, Career**

- 141 Steve Bartkowski, 1975-85
- 72 Chris Miller, 1987-93
- 65 Randy Johnson, 1966-70
- 56 Bob Berry, 1968-72
- 49 Bobby Hebert, 1993-96

### **Most Interceptions, Season**

- 25 Bobby Hebert, 1996
- 23 Steve Bartkowski, 1981
- 21 Randy Johnson, 1966
- 21 Randy Johnson, 1967
- 20 Steve Bartkowski, 1979

### **Most Interceptions, Game**

- 6 Bobby Hebert vs. Rams, 12-15-96
- 6 Bobby Hebert vs. Oilers, 12-5-93
- 5 Kim McQuilken vs. Vikings, 11-9-75

## RECEIVING

### **Most Passes Caught, Career**

- 423 Andre Rison, 1990-94
- 359 Alfred Jenkins, 1975-83
- 305 Jim Mitchell, 1969-79
- 276 William Andrews, 1979-83, 86
- 258 Terance Mathis, 1994-96
- 254 Michael Haynes, 1988-93



**Steve  
Bartkowski**

## INDIVIDUAL RECORDS

- 244 Wallace Francis, 1975-81
- 211 Stacey Bailey, 1982-90
- 201 Mike Pritchard, 1991-93
- 195 Bert Emanuel, 1994-96
- 188 Alfred Jackson, 1978-84
- 186 Gerald Riggs, 1982-88
- 181 Floyd Dixon, 1986-91
- 166 Billy Johnson, 1982-87
- 158 Eric Metcalf, 1995-96
- 152 Ken Burrow, 1971-75
- 140 Ari Malone, 1970-74
- 122 Lynn Cain, 1979-84

### **Most Passes Caught, Season**

- 111 Terance Mathis, 1994
- 104 Eric Metcalf, 1995
- 93 Andre Rison, 1992
- 86 Andre Rison, 1993
- 82 Andre Rison, 1990
- 81 Andre Rison, 1994
- 81 Andre Rison, 1991
- 81 William Andrews, 1981
- 78 Terance Mathis, 1995
- 77 Mike Pritchard, 1992
- 75 Bert Emanuel, 1996
- 74 Bert Emanuel, 1995
- 74 Mike Pritchard, 1993
- 74 Wallace Francis, 1979
- 72 Michael Haynes, 1993
- 70 Alfred Jenkins, 1981
- 69 Terance Mathis, 1996
- 68 John Settle, 1988
- 67 Stacey Bailey, 1984
- 64 Billy Johnson, 1983
- 63 Charlie Brown, 1986
- 62 Billy Johnson, 1985
- 60 Drew Hill, 1992

### **Most 50-Catch Seasons**

- 5 Andre Rison, 1990-94
- 3 Terance Mathis, 1994-96
- 3 Alfred Jenkins, 1975-83
- 3 William Andrews, 1979-86

### **Most Passes Caught (3 Week Period)**

- 30 Eric Metcalf, 9-3 to 9-17-95
- 30 Andre Rison, 9-23 to 10-14-90
- 29 Andre Rison, 9-4 to 9-18-94
- 28 Terance Mathis, 11-13 to 11-27-94
- 28 Terance Mathis, 9-11 to 9-25-94

### **Most Passes Caught, Game**

- 15 William Andrews vs. Pitt (124 yds), 11-15-81
- 14 Andre Rison at Detroit (193 yds), 9-4-94
- 13 Terance Mathis vs. KC (123 yds), 9-18-94
- 13 William Andrews at TB (98 yds), 12-6-81
- 12 Andre Rison vs. Rams (123 yds), 9-11-94
- 11 Eric Metcalf at N.O. (155 yds), 9-17-95



**Terance  
Mathis**



**Michael  
Haynes**

- 11 Andre Rison vs. TB (147 yds), 10-31-93
- 11 Andre Rison vs. SF (99 yds), 11-9-92
- 11 William Andrews vs. GB (77 yds), 12-26-82
- 11 Billy Johnson vs. NO (153 yds), 10-20-85
- 11 Andre Rison at SF (128 yds), 9-23-90
- 10 Terance Mathis vs. Rams (184 yds), 11-19-95
- 10 Eric Metcalf at S.F. (89 yds), 9-10-95
- 10 Terance Mathis at NO (125 yds), 11-13-94
- 10 Terance Mathis vs. Philly (124 yds), 11-27-94
- 10 Mike Pritchard at Detroit (97 yds), 9-5-93
- 10 Wallace Francis vs. Rams (108 yds), 12-9-79
- 10 John Settle vs. SD (106 yds), 11-13-88
- 10 Andre Rison vs. NO (154 yds), 10-7-90
- 10 Andre Rison at Chicago (177 yds), 9-27-92

### **Most Yards Gained Receiving, Career**

- 6,257 Alfred Jenkins, 1975-83
- 5,635 Andre Rison, 1990-94
- 4,348 Jim Mitchell, 1969-79
- 4,066 Michael Haynes, 1988-93
- 3,695 Wallace Francis, 1975-81
- 3,378 Stacey Bailey, 1982-89
- 3,152 Terance Mathis, 1994-96
- 3,010 Alfred Jackson, 1978-84
- 2,668 Ken Burrow, 1971-75
- 2,645 William Andrews, 1979-86
- 2,609 Bert Emanuel, 1994-96
- 2,487 Floyd Dixon, 1986-91
- 2,187 Mike Pritchard, 1991-93
- 2,062 Billy Johnson, 1982-87
- 1,788 Eric Metcalf, 1995-96
- 1,433 Charlie Brown, 1985-87
- 1,384 Gerald Riggs, 1982-88

### **Most Yards Gained Receiving, Season**

- 1,358 Alfred Jenkins, 1981
- 1,342 Terance Mathis, 1994
- 1,242 Andre Rison, 1993
- 1,208 Andre Rison, 1990
- 1,189 Eric Metcalf, 1995
- 1,138 Stacey Bailey, 1984
- 1,122 Michael Haynes, 1991
- 1,121 Andre Rison, 1992
- 1,086 Andre Rison, 1994
- 1,039 Terance Mathis, 1995
- 1,039 Bert Emanuel, 1995
- 1,025 Alfred Jenkins, 1980
- 1,013 Wallace Francis, 1979
- 976 Andre Rison, 1991
- 921 Bert Emanuel, 1996
- 918 Charlie Brown, 1986
- 881 Stacey Bailey, 1983
- 862 Shawn Collins, 1989
- 862 Wallace Francis, 1980



**Alfred  
Jenkins**

### **Most Yards Gained Receiving, Game**

- 193 Andre Rison at Det (14 rec), 9-4-94

## INDIVIDUAL RECORDS

- 193 Alfred Jackson vs. SF (11 rec), 12-2-84
- 190 Michael Haynes vs. Wash (6 rec), 12-17-89
- 190 Ken Burrow at Detroit (6 rec), 10-3-71
- 190 Ken Burrow at NO (8 rec), 12-19-71
- 187 Michael Haynes at NO (6 rec), 11-24-91
- 184 Terance Mathis vs. Rams (10 rec), 11-19-95
- 182 Michael Haynes vs. NO (7 rec), 9-12-93
- 179 Alfred Jenkins vs. NO (5 rec), 11-1-81
- 177 Andre Rison at Chicago (10 rec), 9-27-92
- 173 Bert Emanuel vs. Rams (9 rec), 12-15-96

### **Most 100-Yard Games, Career**

- 17 Alfred Jenkins, 1975-83
- 15 Andre Rison, 1990-94
- 9 Terance Mathis, 1994-96
- 9 Michael Haynes, 1988-1993
- 8 Bert Emanuel, 1994-96
- 8 Stacey Bailey, 1982-1989
- 6 Ken Burrow, 1971-1975

### **Most 100 Yard Receiving Games, Season**

- 5 Terance Mathis, 1994
- 5 Michael Haynes, 1991
- 5 Andre Rison, 1990

### **Most TD Receptions, Career**

- 56 Andre Rison, 1990-94
- 40 Alfred Jenkins, 1975-83
- 33 Michael Haynes, 1988-93
- 28 Jim Mitchell, 1969-79
- 27 Terance Mathis, 1994-96
- 27 Wallace Francis, 1975-81
- 22 Alfred Jackson, 1978-84
- 21 Ken Burrow, 1971-75

### **Most TD Receptions, Season**

- 15 Andre Rison, 1993
- 13 Alfred Jenkins, 1981
- 12 Andre Rison, 1991
- 11 Terance Mathis, 1994
- 11 Michael Haynes, 1991
- 11 Andre Rison, 1992
- 10 Andre Rison, 1990
- 10 Michael Haynes, 1992
- 9 Terance Mathis, 1995
- 8 Eric Metcalf, 1995
- 8 Andre Rison, 1994
- 8 Wallace Francis, 1979
- 7 Terance Mathis, 1996
- 7 Mike Pritchard, 1993
- 7 Ken Burrow, 1973



**Andre  
Rison**

### **Most TD Receptions, Game**

- 3 Terance Mathis vs. St. Louis Rams, 11-19-95
- 3 Andre Rison at San Francisco, 9-19-93
- 3 Andre Rison vs. Buccaneers, 11-17-91
- 3 Alfred Jenkins vs. New Orleans, 11-1-81
- 3 Andre Rison at Chicago, 9-27-92

### **Highest Per Catch Average, Season**

- 22.4 Michael Haynes (50) 1991
- 19.4 Alfred Jenkins (70) 1981
- 18.0 Alfred Jenkins (57) 1980
- 17.3 Alfred Jenkins (41) 1976
- 17.2 Alfred Jenkins (50) 1979
- 17.0 Michael Haynes (40) 1989
- 16.8 Michael Haynes (48) 1992

## KICKOFF RETURNS

### **Most Return Yards, Career**

- 3,388 Deion Sanders, 1989-93
- 1,989 Ron Smith, 1966-67
- 1,934 Sylvester Stamps, 1983-88
- 1,860 Jim Butler, 1968-71
- 1,655 Reggie Smith, 1980-81
- 1,453 Tony Smith, 1992-94
- 1,312 Eric Metcalf, 1995-96
- 1,308 Roell Preston, 1995-96
- 1,239 Dennis Pearson, 1978-80
- 1,147 Willie Belton, 1971-73
- 1,035 Cliff Austin, 1984-86
- 1,026 Clarence Verdin, 1994
- 1,011 Gerald Tinker, 1974-75
- 793 Dave Hampton, 1972-75
- 790 Keith Jones, 1989-92



**Deion  
Sanders**

### **Most Return Yards, Season**

- 1,143 Reggie Smith, 1981
- 1,067 Deion Sanders, 1992
- 1,034 Eric Metcalf, 1996
- 1,026 Clarence Verdin, 1994
- 1,013 Ron Smith, 1966
- 976 Ron Smith, 1967
- 948 Tony Smith, 1993
- 851 Deion Sanders, 1990
- 838 Cliff Austin, 1985
- 799 Jim Butler, 1968

### **Most Return Yards, Game**

- 249 Tony Smith vs. Pittsburgh, 9-27-93
- 198 Clarence Verdin vs. NO, 12-11-94
- 193 Sylvester Stamps at Houston, 10-25-87
- 190 Deion Sanders at New Orleans, 12-3-92
- 180 Jamal Anderson at Arizona, 11-26-95
- 177 Sylvester Stamps at SF, 12-20-87
- 176 Eric Metcalf at S.F., 9-29-96
- 176 Eric Metcalf vs. Philadelphia, 9-22-96
- 176 Roell Preston at Cincinnati, 11-24-96

### **Highest Average Return, Career (Min. 25)**

- 24.89 Tony Smith, 1992-94
- 24.26 Ron Smith, 1966-67
- 24.16 Jim Butler, 1968-71
- 24.07 Gerald Tinker, 1974-75
- 23.62 Roland Lawrence, 1973-80
- 23.41 Willie Belton, 1971-73

## INDIVIDUAL RECORDS

- 23.32 Clarence Verdin, 1994
- 23.30 Sylvester Stamps, 1984-88
- 23.05 Deion Sanders, 1989-93

### **Highest Average Return, Season (Min. 25)**

- 27.50 Sylvester Stamps, 1984
- 26.68 Deion Sanders, 1992
- 26.48 Dennis Pearson, 1978
- 25.21 Willie Belton, 1971
- 25.03 Ron Smith, 1967
- 24.95 Tony Smith, 1993
- 24.32 Reggie Smith, 1981
- 24.28 Gerald Tinker, 1974

### **Most Returns, Career**

- 147 Deion Sanders, 1989-93
- 83 Sylvester Stamps, 1984-88
- 82 Ron Smith, 1966-67
- 77 Jim Butler, 1968-71
- 72 Reggie Smith, 1980-81
- 62 Roell Preston, 1995-96
- 61 Eric Metcalf, 1995-96
- 55 Dennis Pearson, 1978-80
- 50 Cliff Austin, 1984-86
- 44 Clarence Verdin, 1994

### **Most Returns, Season**

- 49 Eric Metcalf, 1996
- 47 Reggie Smith, 1981
- 44 Clarence Verdin, 1994
- 43 Ron Smith, 1966
- 40 Deion Sanders, 1992
- 39 Ron Smith, 1967
- 39 Cliff Austin, 1985
- 39 Deion Sanders, 1990
- 38 Tony Smith, 1993
- 37 Jim Butler, 1968
- 35 Deion Sanders, 1989

### **Longest Kickoff Returns**

- 100t Deion Sanders at SF, 10-13-91
- 100t Dennis Pearson at St. Louis, 12-17-78
- 99t Deion Sanders at Washington, 9-13-92
- 99t Ron Smith at Baltimore, 9-17-67
- 97t Tony Smith vs. Pittsburgh, 9-27-93
- 97t Sylvester Stamps at SF, 12-20-87
- 94t Cliff Austin vs. New Orleans, 10-20-85

## PUNT RETURNS

### **Most Return Yards, Career**

- 1,251 Billy Johnson, 1982-87
- 789 Deion Sanders, 1989-93
- 738 Rolland Lawrence, 1973-80
- 679 Eric Metcalf, 1995-96
- 540 Ray Brown, 1971-77
- 485 Tony Smith, 1992-94
- 413 Al Dodd, 1973-74
- 366 Kenny Johnson, 1980-86

### **Most Return Yards, Season**

- 489 Billy Johnson, 1983
- 383 Eric Metcalf, 1995

- 376 Rolland Lawrence, 1976
- 360 Ray Brown, 1973
- 352 Rolland Lawrence, 1976
- 344 Al Dodd, 1974

### **Most Return Yards, Game**

- 116 Billy Johnson at Jets, 10-23-83
- 108 Al Dodd vs. Chicago, 10-13-74
- 90 Eric Metcalf at St. Louis Rams, 10-12-95

### **Highest Return Average, Career (Min. 30)**

- 11.80 Al Dodd, 1973-74
- 10.29 Eric Metcalf, 1995-96
- 10.09 Billy Johnson, 1982-87
- 9.89 Kenny Johnson, 1980-86
- 9.03 Reggie Smith, 1980-81
- 8.85 Ray Brown, 1971-77
- 8.66 Tony Smith, 1992-94
- 8.43 Deion Sanders, 1989-93

### **Highest Return Average, Season (Min. 20)**

- 12.74 Al Dodd, 1974
- 12.22 Kenny Johnson, 1980
- 11.38 Billy Johnson, 1982
- 11.00 Deion Sanders, 1989
- 10.96 Eric Metcalf, 1996
- 10.63 Billy Johnson, 1983
- 9.82 Eric Metcalf, 1995
- 9.69 Tony Smith, 1992
- 9.00 Ray Brown, 1973
- 9.00 Lew Barnes, 1988

### **Highest Return Average, Game (Min. 3)**

- 31.0 Billy Johnson vs. Raiders, 11-21-82
- 26.0 Ray Brown vs. Philadelphia, 11-11-73

### **Most Returns, Career**

- 124 Billy Johnson, 1982-87
- 110 Rolland Lawrence, 1973-80
- 93 Deion Sanders, 1989-93
- 66 Eric Metcalf, 1995-96
- 61 Ray Brown, 1971-77
- 56 Tony Smith, 1992-94
- 47 Billy Ryckman, 1977-80
- 46 Willie Belton, 1971-73

### **Most Returns, Season**

- 54 Rolland Lawrence, 1976
- 51 Rolland Lawrence, 1977
- 46 Billy Johnson, 1983
- 40 Ray Brown, 1973
- 39 Eric Metcalf, 1995
- 34 Lew Barnes, 1988
- 33 Scott Woerner, 1981
- 32 Tony Smith, 1993

### **Most Returns, Game**

- 8 Rolland Lawrence at SF, 10-9-77

### **Most Touchdowns, Punt Returns, Career**

- 2 Deion Sanders, 1989, 1990
- 1 Eric Metcalf, 1995
- 1 Tom McCauley, 1970
- 1 John Mallory, 1970
- 1 Gerald Tinker, 1974



**Reggie  
Smith**



**Billy  
Johnson**

## INDIVIDUAL RECORDS

1 Billy Johnson, 1983

### **Longest Punt Returns**

- 791 Deion Sanders vs. Cincinnati, 10-28-90
- 771 Tom McCauley vs. NO, 10-25-70
- 751 John Mallory vs. Minn, 12-20-70
- 721 Gerald Tinker at NO, 9-29-74
- 711 Billy Johnson at N.Y. Jets, 10-23-83
- 681 Deion Sanders at L.A. Rams, 9-10-89
- 661 Eric Metcalf at St. Louis Rams, 10-12-95

### **COMBINED RETURNS**

#### **Combined Return Yards, Career**

- 4,177 Deion Sanders, 1989-93
- 2,161 Ron Smith, 1966-67
- 2,016 Reggie Smith, 1980-81
- 1,991 Eric Metcalf, 1995-96
- 1,942 Sylvester Stamps, 1983-88
- 1,938 Tony Smith, 1992-94
- 1,860 Jim Butler, 1968-71
- 1,423 Rolland Lawrence, 1973-80
- 1,419 Willie Belton, 1971-73
- 1,354 Dennis Pearson, 1978-80
- 1,308 Roell Preston, 1995-96
- 1,289 Billy Johnson, 1982-87
- 1,229 Gerald Tinker, 1974-75
- 1,139 Clarence Verdin, 1994
- 1,035 Cliff Austin, 1984-86

#### **Most Combined Return Yards, Season**

- 1,330 Eric Metcalf, 1996
- 1,242 Reggie Smith, 1981
- 1,203 Tony Smith, 1993
- 1,139 Clarence Verdin, 1994
- 1,108 Deion Sanders, 1992
- 1,101 Deion Sanders, 1990
- 1,093 Ron Smith, 1966
- 1,068 Ron Smith, 1967
- 1,032 Deion Sanders, 1989
- 897 Rolland Lawrence, 1976
- 869 Willie Belton, 1971

#### **Most Combined Returns, Career**

- 240 Deion Sanders, 1989-93
- 139 Rolland Lawrence, 1973-80
- 129 Billy Johnson, 1982-87
- 127 Eric Metcalf, 1995-96
- 117 Tony Smith, 1992-94
- 113 Ron Smith, 1966-67
- 112 Reggie Smith, 1980-81
- 95 Willie Belton, 1971-73

#### **Most Combined Returns, Season**

- 76 Eric Metcalf, 1996
- 75 Rolland Lawrence, 1976
- 70 Tony Smith, 1993
- 68 Deion Sanders, 1990
- 67 Clarence Verdin, 1994
- 63 Deion Sanders, 1989
- 59 Ron Smith, 1967
- 59 Reggie Smith, 1981

- 58 Willie Belton, 1971
- 54 Ron Smith, 1966
- 53 Deion Sanders, 1992
- 51 Eric Metcalf, 1995

### **COMBINED NET YARDS**

#### **(Rushing, Receiving, KO & Punt Returns)**

#### **Most Combined Yards, Career**

- 8,702 William Andrews, 1979-86
- 8,363 Gerald Riggs, 1982-88
- 6,327 Alfred Jenkins, 1975-83
- 5,831 Andre Rison, 1990-94
- 5,789 Wallace Francis, 1975-81
- 5,106 Dave Hampton, 1972-75
- 4,828 Jim Butler, 1968-71
- 4,697 Deion Sanders, 1989-93
- 4,549 Jim Mitchell, 1969-79
- 3,920 Eric Metcalf, 1995-96
- 3,702 Lynn Cain, 1979-84
- 3,572 Haskel Stanback, 1974-79
- 3,569 Art Malone, 1970-74

#### **Most Combined Yards, Season**

- 2,176 William Andrews, 1983
- 2,037 William Andrews, 1981
- 1,986 Gerald Riggs, 1985
- 1,983 Eric Metcalf, 1995
- 1,937 Eric Metcalf, 1996
- 1,774 Dave Hampton, 1972
- 1,764 William Andrews, 1980
- 1,763 Gerald Riggs, 1984
- 1,594 John Settle, 1988
- 1,528 Dave Hampton, 1973
- 1,463 Gerald Riggs, 1986
- 1,433 Craig Heyward, 1995
- 1,420 Art Malone, 1972
- 1,342 Terance Mathis, 1994
- 1,358 Alfred Jenkins, 1981
- 1,357 Jim Butler, 1969
- 1,337 Ron Smith, 1967

#### **Most Combined Yards, Game**

- 296 Eric Metcalf (0/97/199) vs. Phil, 9-22-96
  - 261 Tony Smith (0/0/261) vs. Pitt, 9-27-93
  - 235 Eric Metcalf (16/155/64) at N.O., 9-17-95
  - 226 Billy Johnson (53/57/116) at Jets, 10-23-83
  - 224 Eric Metcalf (4/44/176) at S.F., 9-29-96
  - 223 William Andrews (161/62/0) at Miami, 12-10-83
  - 219 Gerald Riggs (197/22/0) at KC, 12-8-85
  - 215 Rolland Lawrence (0/0/215) at NO, 10-10-76
  - 212 Eric Metcalf (12/91/109) vs. S.F., 12-25-95
  - 210 Dave Hampton (62/66/82) at Detroit, 10-1-73
  - 207 William Andrews (158/49/0) vs Buff, 12-18-83
  - 207 William Andrews (119/68/0) vs Rams, 11-21-82
  - 202 Gerald Riggs (202/0/0) at NO, 9-2-84
  - 200 Lynn Cain (29/110/61) at Raiders, 9-14-79
  - 198 Clarence Verdin (0/0/198) vs. NO, 12-11-94
- Andrews had back-to-back 200-yard games in 1983, then Riggs in the '84 opener for three straight games.*

## INDIVIDUAL RECORDS

### PUNTING

#### **Highest Punting Average, Career**

- 42.6 Rick Donnelly, 1985-88
- 42.0 Scott Fulhage, 1989-92
- 41.6 Dan Stryzinski, 1995-96
- 41.6 Harold Alexander, 1993-94
- 41.3 Billy Lothridge, 1966-71
- 40.9 Ralph Giacomarro, 1983-84
- 40.8 John James, 1972-81

#### **Highest Punting Average, Season (Min. 35)**

- 44.32 Billy Lothridge, 1968
- 44.03 Rick Donnelly, 1987
- 43.25 Harold Alexander, 1993
- 43.86 Rick Donnelly, 1986
- 43.69 Billy Lothridge, 1967
- 43.63 Rick Donnelly, 1985
- 42.80 Scott Fulhage, 1991
- 42.77 John James, 1972

#### **Highest Punting Average, Game (Min. 4)**

- 52.1 Rick Donnelly at Philadelphia, 11-10-85

#### **Highest Net Punting Average, Season**

- 38.1 Billy Lothridge, 1968
- 37.6 Harold Alexander, 1993
- 36.7 Billy Lothridge, 1969
- 36.6 Scott Fulhage, 1991
- 36.4 John James, 1973
- 36.2 Dan Stryzinski, 1995

#### **Most Punts, Career**

- 873 John James, 1972-81
- 424 Billy Lothridge, 1966-71
- 303 Scott Fulhage, 1989-
- 296 Rick Donnelly, 1985-88
- 167 Ralph Giacomarro, 1983-84
- 143 Harold Alexander, 1993-94
- 142 Dan Stryzinski, 1995-96

#### **Most Punts, Season**

- 109 John James, 1978
- 105 John James, 1977
- 101 John James, 1976
- 98 Rick Donnelly, 1988
- 96 John James, 1974
- 89 John James, 1975

#### **Most Punts, Game**

- 12 John James vs. Washington, 12-10-78
- 11 Rick Donnelly at Philadelphia, 10-30-88

#### **Most Punts Inside 20, Season**

- 28 John James, 1976
- 27 Rick Donnelly, 1988
- 26 John James, 1980
- 25 John James, 1978
- 24 Scott Fulhage, 1989
- 22 Dan Stryzinski, 1996
- 21 Dan Stryzinski, 1995

#### **Longest Punt**

- 75 Harold Alexander at Chicago, 10-3-93
- 75 John James vs. Oakland, 11-30-75
- 72 John James vs. NO., 9-16-73

71 Rick Donnelly vs. N.Y. Jets, 11-9-86

#### **Most Fair Catches Forced, Season**

- 25 Dan Stryzinski, 1996
- 21 Dan Stryzinski, 1995
- 20 Scott Fulhage, 1989
- 20 John James, 1976

### INTERCEPTIONS

#### **Most Passes Intercepted, Career**

- 39 Rolland Lawrence, 1973-81
- 31 Ray Brown, 1971-77
- 30 Scott Case, 1984-94
- 29 Ken Reaves, 1966-74
- 27 Bobby Butler, 1981-1992
- 24 Deion Sanders, 1989-93
- 20 Tom Pridemore, 1978-85
- 17 Tom Hayes, 1971-75
- 16 Kenny Johnson, 1980-86
- 13 Ray Easterling, 1972-80
- 12 Tommy Nobis, 1966-76
- 12 Greg Brezina, 1968-79



Scott  
Case

#### **Most Passes Intercepted, Season**

- 10 Scott Case, 1988
- 9 Rolland Lawrence, 1975
- 8 Ray Brown, 1974
- 7 Deion Sanders, 1993
- 7 Ken Reaves, 1967
- 7 Rolland Lawrence, 1977
- 7 Al Richardson, 1980
- 7 Tom Pridemore, 1981

#### **Most Passes Intercepted, Game**

- 2-39 times—Last time, Vinnie Clark vs. TB, 10-9-94

#### **Most Consecutive Games Pass Int.**

- 4 D.J. Johnson (Weeks 2-5, 1994 Season)
- 4 Ken Reaves (3 games-1970, 1-1971)

#### **Most Interception Return Yards, Career**

- 658 Rolland Lawrence, 1973-80
- 574 Ray Brown, 1971-77
- 520 Deion Sanders, 1989-93
- 439 Ken Reaves, 1966-73
- 372 Tom Pridemore, 1978-85
- 264 Scott Case, 1984-94
- 246 Kenny Johnson, 1980-86
- 227 Bobby Butler, 1981-1992
- 203 Rick Byas, 1974-80
- 197 Tom Hayes, 1971-75
- 177 Vinnie Clark, 1993-94
- 186 Al Richardson, 1980-85
- 182 Tommy Nobis, 1966-76

#### **Most Interception Return Yards, Season**

- 221 Tom Pridemore, 1981
- 164 Ray Brown, 1974
- 163 Rolland Lawrence, 1975
- 153 Ken Reaves, 1967
- 153 Deion Sanders, 1990
- 139 Al Richardson, 1980

## INDIVIDUAL RECORDS

- 119 Vinnie Clark, 1994
- 105 Darnell Walker, 1994
- 84 Jessie Tuggle, 1995

### **Most Interception Return Yards, Game**

- 101 Tom Pridemore vs. SF (1 INT), 9-20-81

### **Most Interceptions For TD's, Career**

- 3 Deion Sanders, 1989-93
- 2 Ray Brown, 1971-77
- Tom Hayes, 1971-75
- Tommy Nobis, 1966-76
- Robert Pennywell, 1977-80
- Kenny Johnson, 1980-86

### **Most Interceptions For TD's, Season**

- 2 Tom Hayes, 1973
- Kenny Johnson, 1983
- Deion Sanders, 1990

### **Most Interceptions For TD's, Game**

- 2 Kenny Johnson vs. GB (26 and 31), 11-27-83

## FUMBLE RECOVERIES

### **Most Recoveries, Career**

- 13 Greg Brezina (12 yards), 1968-79
- 12 Tommy Nobis (6), 1966-76
- 11 Tom Pridemore (50), 1978-85
- Claude Humphrey (49), 1968-78
- Mike Gann (90), 1985-93
- 10 Rolland Lawrence (20), 1973-80
- Don Hansen (14), 1969-75
- 8 Chuck Smith, 1992-96

### **Most Recoveries, Season**

- 5 Ralph Ortega (14 yards), 1977
- Frank Reed (13), 1978
- Greg Brezina (0), 1969
- Jeff Yeates (0), 1979

### **Most Recoveries, Game**

- 2 Twelve Times, Last by Joel Williams vs. New Orleans, Sept. 11, 1986 (H)

### **Most Yards, Fumble Recoveries, Career**

- 154 Jessie Tuggle (7 recoveries), 1987-96
- 113 Bob Glazebrook (4), 1978-83
- 111 Joel Williams (8), 1979-89
- 97 Bobby Butler (8), 1981-92
- 90 Mike Gann (10), 1985-93
- 90 John Mallory (6), 1967-71

### **Most Yards, Fumble Recoveries, Season**

- 91 Bob Glazebrook (2 recoveries), 1982
- 76 James Britt (2), 1986
- 75 Oliver Barnett (1), 1991
- 74 Jim Weatherford (3), 1969
- 69 Jessie Tuggle (1), 1992

### **Most TD's, Fumble Recoveries, Career**

- 4\* Jessie Tuggle (7 recoveries), 1987-96  
(4 is tied for NFL record)
- 2 Mike Gann (10), 1985-93
- Joel Williams (8), 1979-89
- Bobby Butler (8), 1981-92
- Kenny Johnson (7), 1980-86
- John Mallory (6), 1967-71

### **Most TD's, Fumble Recoveries, Season**

- 2 Kenny Johnson, 1981
- 1 31 Times (Last time: Vinnie Clark vs. Pittsburgh, 9-27-93, 46 yards)

### **Most TD's Fumble Recoveries, Game**

- 1 33 Times (Last time: Vinnie Clark vs. Pittsburgh, 9-27-93, 46 yards)

### **Safeties, Career**

- 2 Claude Humphrey, 1968-78
- Brian Jordan, 1989-91
- 1 14 Players, last safety  
by Jordan, Seattle, Dec. 15, 1991

## SACKS

### **Most Sacks, Career**

- 62.5 (510 yds) Claude Humphrey, 1968-78
- 38.5 (311 yds) Don Smith, 1979-84
- 38.0 (327 yds) John Zook, 1969-75
- 36.0 (314 yds) Jeff Merrow, 1975-83
- 30.5 (232 yds) Rick Bryan, 1984-91
- 29.5 (162.5 yds), Mike Gann, 1985-93
- 28.0 (181.5 yds), Chuck Smith, 1992-96

### **Most Sacks, Season**

- 16.0 Joel Williams, 1980
- 15.0 Claude Humphrey, 1976
- 12.5 Claude Humphrey, 1974
- 12.0 Claude Humphrey, 1971
- 11.0 Chuck Smith, 1994
- 10.5 Al Richardson, 1981
- 10.0 Jeff Merrow, 1977
- 10.0 Claude Humphrey, 1977
- 10.0 John Zook, 1975
- 10.0 Claude Humphrey, 1973
- 9.0 Chris Doleman, 1995

### **Most Sacks, Game**

- 5.0 Claude Humphrey (Twice)
- 4.0 Claude Humphrey at NO, 12-19-71
- 3.5 Chris Doleman vs. Carolina, 9-3-95
- 3.0 Clay Matthews vs. Carolina, 11-3-96

### **Most Sack Yards, Career**

- 510 Claude Humphrey, 1968-78
- 327 John Zook, 1969-75
- 314 Jeff Merrow, 1975-83
- 311 Don Smith, 1979-84
- 232 Rick Bryan, 1984-91
- 219 Greg Brezina, 1968-69, 1971-79
- 207 Mike Lewis, 1971-79
- 187 Tim Green, 1986-93
- 185 Al Richardson, 1980-85
- 185 Joel Williams, 1979-82, 1986-89
- 181.5 Chuck Smith, 1992-96
- 108 Chris Doleman, 1994-95

### **Most Sack Yards, Season**

- 137.5 Joel Williams, 1980
- 103.5 Claude Humphrey, 1971
- 127.5 Claude Humphrey, 1976
- 91.0 Jeff Merrow, 1977
- 91.0 Al Richardson, 1981
- 88.0 Claude Humphrey, 1977
- 85.0 Chuck Smith, 1994

## NFL RECORDS

**\*\* Where some current and former Falcons stand in the NFL's all-time record books**

### Most Seasons, One Club

- 20 Jackie Slater, Rams, 1976-95
- 19 Jim Marshall, Minnesota, 1961-79
- 18 JEFF VAN NOTE, Atlanta, 1969-86  
Jim Hart, St. Louis, 1966-83  
Pat Leahy, Jets, 1974-91
- 17 MIKE KENN, Atlanta, 1978-94

### Most Games Played, NFL History

- 340 George Blanda
- 282 Jim Marshall
- 278 CLAY MATTHEWS, Clev/Atlanta

### Most Field Goals, 50 or more yards

- 31 **MORTEN ANDERSEN, Atlanta**
- 22 Nick Lowery, K.C.
- 21 Eddie Murray, Detroit/Washington
- 19 NORM JOHNSON, Seattle/Atlanta/Pittsburgh
- 19 Dean Biasucci, Indianapolis/St. Louis

### Most Field Goals, 50, Season

- 8 **MORTEN ANDERSEN, 1995**
- 6 Dean Biasucci, Indy, 1988
- 5 NORM JOHNSON, 1986
- Fred Steinfort, 1980
- 4 NORM JOHNSON, 1992
- Six others

### Most Seasons 100 or More Points

- 11 Nick Lowery
- 10 **MORTEN ANDERSEN**
- 9 Gary Anderson

### Most Consecutive Games Scoring

- 206 **MORTEN ANDERSEN**
- 187 Jim Breech
- 155 Ray Werschling
- 151 Fred Cox

### Most Two-Point Conversions

- 6 **TERANCE MATHIS**
- 4 Gino Cappelletti
- 4 Rom Moore

### Most Safeties, Season

- 2 BRIAN JORDAN, Atlanta, 1991
- Eleven Others in NFL history tie

### Most 50 FG's, Game

- 3 **MORTEN ANDERSEN, Atlanta, 1995**
- 2 MICK LUCKHURST, 1982, Atlanta
- MICK LUCKHURST, 1984, Atlanta
- PAUL MCFADDEN, 1989, Atlanta
- NORM JOHNSON, 1986, Seattle

Several others Kickers have tied

### Most Rushing Attempts, Season

- 407 James Wilder, Tampa Bay, 1984
- 404 Eric Dickerson, LA Rams, 1986
- 397 GERALD RIGGS, Atlanta, 1985

### Most Passes Attempted, Game

- 70 Drew Bledsoe, N.E., 1994
- 68 George Blanda, Houston, 1964
- 66 CHRIS MILLER (as a Falcon), 1989

### Lowest Int., Percentage, Season

- 0.66 Joe Ferguson, Buffalo (1-151), 1976
- 0.90 Steve DeBerg, KC (4-444), 1990
- 1.16 STEVE BARTKOWSKI, Atlanta (5-432), 1983

### Most Times Sacked, Game

- 12 Bert Jones, Baltimore, 1980
- Warren Moon, Houston, 1985
- 11 BOB BERRY, Atlanta, 1968
- Eleven Others tie

### Most Receptions, 1st Five Years

- 394 ANDRE RISON (as a Falcon)
- 389 Sterling Sharpe, Green Bay
- 358 Roger Craig, San Francisco

### Longest Interception Return

- 103 Louis Oliver, Miami, 1992
- 103 Vencie Glenn, San Diego, 1987
- 102 Six Players
- 101 TOM PRIDEMORE, Atlanta, 1981
- Four Others

### Most Touchdowns, Int. Game

- 2 KENNY JOHNSON, Atlanta, 1983
- (Tied with 14 others)

### Most Punts, Career

- 1,154 Dave Jennings, Giants/Jets
- 1,083 JOHN JAMES, Atlanta
- 1,072 Jerrel Wilson, KC

### Most Punts, Season

- 114 Bob Parsons, Chicago, 1981
- 109 JOHN JAMES, Atlanta, 1978
- 108 Rick Tuten, Seattle, 1992
- 109 John Teltschik, Philadelphia, 1986

### Most Yards, Career Punt Returns

- 3,317 BILLY "WHITE SHOES" JOHNSON, Hous/Atl
- 3,169 Vai Sikahema, Cardinals/GB/Philly
- 3,008 Rick Upchurch, Denver

### Most TD's Career Punt Returns

- 8 Jack Christiansen, Detroit
- Rick Upchurch, Denver
- 7 David Meggett, New England/N.Y. Giants
- 6 ERIC METCALF, Cleveland/Atlanta
- 6 BILLY JOHNSON, Houston/Atlanta
- 6 Brian Mitchell, Washington

### Most Combined KO/Punt Returns for TD's

- 9 Mel Gray, 1986-96
- 9 Ollie Matson, 1952-66
- 8 ERIC METCALF, 1989-95
- BILLY JOHNSON, 1974-88
- Gale Sayers, 1965-71
- Rick Upchurch, 1975-83
- Jack Christiansen, 1951-58
- Bobby Mitchell, 1958-68

### Most TD's Punt Returns, Season

- 4 Jack Christiansen, Detroit, 1951
- Rick Upchurch, Denver, 1976
- 3 BILLY JOHNSON, Houston, 1975
- Desmond Howard, G.B., 1996
- Ernie Tunnell, N.Y. Giants, 1951
- LeRoy Irvin, L.A. Rams, 1981

### Most Kickoff Returns, Career

- 412 Mel Gray, Detroit/Houston
- 275 RON SMITH, Atlanta

### Most Kickoff Returns, Game

- 9 Noland Smith, KC, Dino Hall, Cleveland, and Paul Palmer, KC
- 8 ERRIC PEGRAM, Pittsburgh
- (Tied with several others)

### Most Kickoff Yards, Career

- 10,057 Mel Gray, Detroit/Houston
- 6,922 RON SMITH, Atlanta
- 5,538 Abe Woodson, SF

### Most TD's, Opp. Fumble Recoveries, Career

- 4 **JESSIE TUGGLE, Atlanta, 1987-96**
- 4 Bill Thompson, Denver, 1969-81
- 3 Tied by 17 Players

### Most TD's, Opp. Fumble Recoveries, Season

- 2 KENNY JOHNSON, Atlanta, 1981
- Tied with 22 others

## CAREER SERVICE, ATLANTA FALCONS

### **Most Seasons Played**

- 18 Jeff Van Note (1969-86)
- 17 Mike Kenn (1978-1994)
- 12 Bobby Butler (1981-1992)
- 11 Steve Bartkowski (1975-85)
- 11 Tommy Nobis (1966-76)
- 11 Scott Case (1984-94)
- 10 Jessie Tuggle (1987-96)
- 10 Elbert Shelley (1987-96)
- 10 Rick Bryan (1984-93)
- 10 Claude Humphrey (1968-74, 76-78)
- 10 John James (1972-81)
- 10 Fulton Kuykendall (1975-84)

### **Most Games Played**

- 251 Mike Kenn (1978-94)
- 246 Jeff Van Note (1969-86)
- 170 Bobby Butler (1981-1992)
- 162 Scott Case (1984-94)
- 155 Jessie Tuggle (1987-96)
- 155 Jim Mitchell (1969-1979)
- 155 Greg Brezina (1968-79)
- 148 John James (1972-81)
- 133 Tommy Nobis (1966-76)
- 127 Claude Humphrey (1968-74, '76-78)
- 123 Steve Bartkowski (1975-85)
- 123 Fulton Kuykendall (1975-84)
- 122 John Rade (1983-1991)
- 119 Elbert Shelley (1987-96)
- 118 Mike Gann (1984-93)

### **Most Games Started**

- 251 Mike Kenn
- 225 Jeff Van Note
- 137 Jessie Tuggle
- 133 Tommy Nobis
- 127 Claude Humphrey
- 126 Bobby Butler
- 122 Scott Case



**Claude Humphrey played in a team record five consecutive Pro Bowls from 1970-74.**



**With 16 games played this year, Jessie Tuggle will move up into third all-time.**

### **Most Consecutive Games Played**

- 155 Jeff Van Note (1976-86)
- 112 Ken Reaves (1966-73)
- 107 Buddy Curry (1980-87)
- 100 Steve Bartkowski (1977-1984)
- 94 Mike Kenn (1978-84)
- 85 Moe Gardner (1992-96)

### **Most Consecutive Games Started**

- 112 Jeff Van Note (1970-84)
- 100 Steve Bartkowski  
(Week 8, 1977 – Week 10, 1984)
- 90 Mike Kenn (1978 – Week 2, 1984)
- 86 Jim Mitchell  
(Week 5, 1971 – Week 6, 1977)
- 79 Buddy Curry (1980 – Week 6, 1985)
- 78 Jessie Tuggle  
(Week 2, 1992 – Week 16 1996)
- 78 Tom Pridemore  
(Week 12, 1979 – Week 16, 1984)

### **Most Pro Bowl Appearances**

- 6 Claude Humphrey  
(1970, 71, 72, 73, 74, 77)
- 6 Jeff Van Note  
(1974, 75, 79, 80, 81, 82)
- 5 Tommy Nobis (1966, 67, 68, 70, 72)
- 5 Mike Kenn (1980, 81, 82, 83, 84)
- 4 Elbert Shelley (1992, 93, 94, 95)
- 4 Andre Rison (1990, 91, 92, 93)
- 4 Bill Fralic (1986-89)
- 4 William Andrews (1980, 81, 82, 83)
- 3 Jessie Tuggle (1992, 94, 95)

### **Most Consecutive Pro Bowl Appearances**

- 5 Claude Humphrey (1970-74)
- 5 Mike Kenn (1980-84)
- 4 Elbert Shelley (1992-95)
- 4 Andre Rison (1990-93)
- 4 William Andrews (1980-83)
- 4 Jeff Van Note (1979-82)
- 4 Bill Fralic (1986-89)

## CONSECUTIVE STREAKS

### SCORING

#### Most Consecutive Games, Scoring

- 68 Mick Luckhurst (Week 1, 1981 through Week 11, 1985)

#### Most Consecutive Games Scoring TD

- 5 Eric Metcalf, 1995 (3 rec, 1 return)  
4 Andre Rison, 1993 (all receiving)  
4 Gerald Riggs, 1986 (all rushing)  
4 Jim Mitchell, 1975 (3 rec, 1 fumble)  
4 Dave Hampton, 1975 (3 rush, 1 rec)

#### Most Consecutive Games With TD Pass

- 14 Steve Bartkowski  
(Week 7, 1980 - Week 4, 1981)  
14 Chris Miller  
(Week 11, 1991 - Week 8, 1992)

#### Most Consecutive Games With TD Catch

- 4 Andre Rison, 1993  
4 Andre Rison, 1991  
3 Seven Times - Last by E. Metcalf - '95

### KICKING

#### Most Consecutive PAT's

- 139 Norm Johnson, 1991-94  
134 Mick Luckhurst, 1983-1987

#### Most Consecutive Games FG Made

- 11 Norm Johnson, 1993  
10 Morten Andersen, 1996  
8 Nick Mike-Mayer, 1973

#### Most Consecutive Field Goals

- 26 Norm Johnson, 1992-93  
18 Morten Andersen, 1995  
17 Mick Luckhurst, 1984-85  
15 Norm Johnson, 1991  
14 Norm Johnson, 1994  
12 Morten Andersen, 1996  
10 Morten Andersen, 1995

### RUSHING

#### Most Consecutive 100-Yard Games

- 4 Gerald Riggs, 1985

3 William Andrews, 1983

3 Gerald Riggs, 1986

### RECEIVING

#### Most Consecutive Games With Reception

- 103 Alfred Jenkins, 1975-1983  
57 Andre Rison, 1990-94  
45 Terance Mathis, 1994-96

#### Most Consecutive 100-Yard Games

- 4 Terance Mathis, 1994 (Nov. 13 10-125, Nov. 20 8-168, Nov. 27 10-124, Dec. 4 7-128)  
4 Andre Rison, 1990 (Sept. 23 11-128, Oct. 7 10-154, Oct. 14 9-172, Oct. 21 5-161)  
3 Stacey Bailey, 1983 (Oct. 27-106, Oct. 9, 7-109, Oct. 16, 6-106)

### PASSING

#### Most Consecutive Passes Completed

- 13 Jeff George vs. Detroit, 11-5-95  
13 Jeff George vs. NO, 12-11-94  
12 Jeff George at Det, 9-4-94  
11 Jeff George vs. Philadelphia, 9-22-96  
11 Jeff George vs. Det., 11-5-95  
10 Bobby Hebert vs. N.O., 11-17-96  
10 Steve Bartkowski vs. Rams, 10-7-84  
10 Steve Bartkowski vs. Hou. 11-29-81  
10 Randy Johnson vs. Detroit (6) 11-9-69 and Chicago (4) 11-16-69  
10 Chris Miller vs. Dallas, 9-17-89

#### Most Consecutive Passes Without INT

- 197 Steve Bartkowski, 1982-83  
185 Chris Miller, 1989

### INTERCEPTION MOST CONSECUTIVE GAMES PASS INT

- 4 Ken Reaves  
(Last 3-1970, Opener-1971 )

## PASSING Through The 90's

The Falcons have had the NFL's SECOND MOST potent passing attack in the 1990's, ranking only behind the San Francisco 49ers in that category.

#### Team

#### Touchdown Passes

1. San Francisco 49ers

204

**2. ATLANTA FALCONS**

**189**

3. Green Bay Packers

186

4. Miami Dolphins

178

5. Buffalo Bills

175

6. Houston Oilers

164

## TOP PERFORMANCES

### RUSHING YARDAGE

- |  |   |
|--|---|
| <p>202 - Gerald Riggs vs. New Orleans<br/>Sept. 2, 1984, 35 attempts</p> <p>197 - Gerald Riggs vs. Kansas City<br/>Dec. 8, 1985, 26 attempts</p> <p>192 - Erric Pegram vs. San Francisco<br/>Sept. 19, 1993, 27 attempts</p> <p>180 - Erric Pegram vs. Cincinnati<br/>Dec. 26, 1993, 37 attempts</p> <p>172 - Gerald Riggs vs. Miami<br/>Nov. 30, 1986, 33 attempts</p> <p>167 - William Andrews vs. New Orleans<br/>Sept. 2, 1979, 30 attempts</p> <p>162 - Steve Broussard vs. Washington<br/>Dec. 19, 1993, 26 attempts</p> <p>161 - William Andrews vs. Miami<br/>Dec. 10, 1983, 21 attempts</p> <p>161 - Dave Hampton vs. Los Angeles<br/>Oct. 1, 1972, 29 attempts (AS)</p> <p>158 - Gerald Riggs vs. New Orleans<br/>Dec. 22, 1985, 39 attempts</p> <p>158 - William Andrews vs. Buffalo<br/>Dec. 17, 1983, 28 attempts (AS)</p> <p>155 - Mike Rozier vs. Dallas (AS)<br/>Dec. 30 1990, 21 attempts</p> <p>150 - William Andrews vs. Philadelphia<br/>Oct. 2, 1983, 25 attempts (AS)</p> <p>150 - William Andrews vs. Detroit<br/>Sept. 18, 1983, 32 attempts</p> <p>145 - Lynn Cain vs. L.A. Rams<br/>Oct. 7, 1984, 35 attempts</p> <p>141 - Gerald Riggs vs. L.A. Rams<br/>Oct. 12, 1986, 35 attempts (AS)</p> <p>139 - Gerald Riggs vs. Seattle<br/>Oct. 13, 1985, 23 attempts</p> <p>136 - Gerald Riggs vs. San Francisco<br/>Sept. 30, 1984, 28 attempts</p> <p>136 - Gerald Riggs vs. Indianapolis<br/>Dec. 7, 1986, 30 attempts (AS)</p> <p>135 - Dave Hampton vs. St. Louis<br/>Sept. 21, 1975, 23 attempts</p> <p>134 - Gerald Riggs vs. Washington<br/>Nov. 5, 1984, 27 attempts</p> <p>133 - Gerald Riggs vs. San Francisco<br/>Dec. 2, 1984, 30 attempts (AS)</p> <p>131 - Gerald Riggs vs. Detroit<br/>Sept. 8, 1985, 31 attempts (AS)</p> <p>131 - William Andrews vs. San Diego<br/>Dec. 2, 1979, 21 attempts</p> <p>129 - Gerald Riggs vs. Philadelphia<br/>Nov. 10, 1985, 27 attempts</p> <p>129 - William Andrews vs. Green Bay<br/>Nov. 27, 1983, 20 attempts (AS)</p> <p>129 - Haskel Stanback vs. New Orleans<br/>Dec. 18, 1977, 22 attempts (AS)</p> <p>129 - Gerald Riggs vs. Tampa Bay<br/>Sept. 28, 1986, 27 attempts</p> <p>128 - Erric Pegram vs. L.A. Rams<br/>Nov. 14, 1993, 27 attempts</p> <p>127 - Gerald Riggs vs. Washington<br/>Nov. 3, 1985, 22 attempts (AS)</p> <p>127 - Gerald Riggs vs. Dallas<br/>Oct. 27, 1985, 24 attempts</p> | <p>127 - Jim Butler vs. San Francisco<br/>Oct. 4, 1970, 17 attempts (AS)</p> <p>126 - William Andrews vs. San Francisco<br/>Sept. 25, 1983, 28 attempts</p> <p>125 - William Andrews vs. New England<br/>Oct. 30, 1983, 25 attempts (AS)</p> <p>125 - John Settle vs. Denver<br/>Oct. 16, 1988, 25 attempts</p> <p>124 - William Andrews vs. New England<br/>Sept. 14, 1980, 19 attempts</p> <p>123 - Erric Pegram vs. New Orleans<br/>Oct. 24, 1993, 34 attempts</p> <p>123 - Gerald Riggs vs. L.A. Rams<br/>Nov. 17, 1985, 41 attempts (AS)</p> <p>123 - Lynn Cain vs. Minnesota<br/>Sept. 7, 1980, 24 attempts</p> <p>123 - Woody Thompson vs. New Orleans<br/>Nov. 20, 1977, 24 attempts</p> <p>121 - William Andrews vs. Philadelphia<br/>Sept. 10, 1979, 24 attempts</p> <p>120 - Craig Heyward vs. N.Y. Jets<br/>Sept. 24, 1995, 19 attempts</p> <p>120 - Gerald Riggs vs. Washington<br/>Sept. 20, 1987, 23 attempts (AS)</p> <p>120 - Gerald Riggs vs. Houston<br/>Sept. 23, 1984, 25 attempts (AS)</p> <p>119 - William Andrews vs. L.A. Rams<br/>Nov. 21, 1982, 21 attempts (AS)</p> <p>119 - William Andrews vs. L.A. Rams<br/>Oct. 11, 1981, 21 attempts</p> <p>119 - Gerald Riggs vs. Dallas (AS)<br/>Dec. 6, 1987, 30 attempts</p> <p>117 - Craig Heyward vs. St. Louis Rams<br/>Nov. 19, 1995, 20 attempts</p> <p>117 - Junior Coffey vs. Cleveland<br/>Oct. 30, 1966, 17 attempts (AS)</p> <p>115 - William Andrews vs. St. Louis<br/>Nov. 9, 1980, 20 attempts (AS)</p> <p>115 - William Andrews vs. L.A. Rams<br/>Dec. 14, 1981, 23 attempts</p> <p>115 - Gerald Riggs vs. San Francisco<br/>Sept. 18, 1988, 19 attempts</p> <p>115 - John Settle vs. Seattle<br/>Oct. 2, 1988, 21 attempts (AS)</p> <p>115 - Mike Rozier vs. Tampa Bay<br/>Dec. 2, 1990, 23 attempts</p> <p>114 - Jim Butler vs. New Orleans<br/>Oct. 24, 1971, 20 attempts (AS)</p> <p>113 - Gerald Riggs vs. Houston<br/>Oct. 25, 1987, 21 attempts</p> <p>112 - Gerald Riggs vs. Cincinnati<br/>Nov. 15, 1987, 23 attempts (AS)</p> <p>112 - Haskel Stanback vs. Tampa Bay<br/>Sept. 24, 1978, 23 attempts</p> <p>111 - William Andrews vs. L.A. Rams<br/>Oct. 26, 1980, 20 attempts (AS)</p> <p>111 - William Andrews vs. Washington<br/>Nov. 30, 1980, 24 attempts (AS)</p> <p>110 - Gerald Riggs vs. Chicago<br/>Nov. 24, 1985, 30 attempts</p> <p style="color: red;">109 - <b>Jamal Anderson vs. Carolina</b><br/><b>Nov. 3, 1996, 22 attempts</b></p> <p>109 - Gerald Riggs vs. Dallas</p> |
|--|---|

## TOP PERFORMANCES

- Sept. 21, 1986, 25 attempts
- 108 - Jamal Anderson at Carolina**  
**Sept. 1, 1996 (14 carries)**
- 108 - William Andrews vs. San Francisco  
Dec. 19, 1982, 24 attempts
- 108 - Gerald Riggs vs. St. Louis  
Sept. 14, 1986, 29 attempts (AS)
- 107 - Sonny Collins vs. San Francisco  
Nov. 14, 1976, 31 attempts
- 106 - Dave Hampton vs. Denver  
Nov. 23, 1975 26 attempts (AS)
- 105 - William Andrews vs. San Francisco  
Dec. 4, 1980, 18 attempts (AS)
- 104 - Bubba Bean vs. L.A. Rams  
Nov. 19, 1979, 17 attempts
- 104 - Cliff Austin vs. New Orleans  
Sept. 7, 1986, 27 attempts
- 104 - Steve Broussard vs. San Francisco  
Oct. 13, 1991, 10 attempts
- 103 - Jamal Anderson at Detroit**  
**Oct. 6, 1996, 16 attempts**
- 103 - Art Malone vs. L.A. Rams  
Oct. 1, 1972, 18 attempts (AS)
- 102 - Craig Heyward at New Orleans  
Sept. 10, 1995, 25 attempts
- 102 - Lynn Cain vs. Detroit  
Oct. 5, 1980, 21 attempts (AS)
- 102 - John Settle vs. New Orleans  
Sept. 11, 1988, 10 attempts (AS)
- 102 - Mike Rozier vs. Rams  
Dec. 23, 1990, 21 attempts
- 101 - William Andrews vs. Philadelphia  
Dec. 7, 1980, 18 attempts
- 101 - William Andrews vs. Houston  
Nov. 19, 1981, 25 attempts
- 101 - Dave Hampton vs. New Orleans  
Oct. 5, 1975, 25 attempts (AS)
- 101 - Steve Broussard vs. San Diego  
Sept. 15, 1991, 20 attempts
- 100 - Sonny Collins vs. Seattle  
Nov. 7, 1976, 17 attempts
- 100 - William Andrews vs. San Francisco  
Sept. 28, 1980, 21 attempts
- RECEIVING YARDAGE**
- 193 - Andre Rison at Detroit  
Sept. 4, 1994, 14 receptions
- 193 - Alfred Jackson vs. San Francisco  
Dec. 2, 1984, 11 receptions (AS)
- 190 - Michael Haynes vs. Washington**  
**Dec. 17, 1989, 6 receptions (AS)**
- 190 - Ken Burrow vs. Detroit  
Oct. 3, 1971, 6 receptions
- 190 - Ken Burrow vs. New Orleans  
Dec. 19, 1971, 8 receptions
- 184 - Terance Mathis vs. St. Louis Rams**  
**Nov. 19, 1995, 10 receptions**
- 187 - Michael Haynes vs. New Orleans**  
**Nov. 24, 1991, 6 receptions**
- 182 - Michael Haynes vs. New Orleans**  
**Sept. 12, 1993, 7 receptions**
- 179 - Alfred Jenkins vs. New Orleans  
Nov. 1, 1981, 5 receptions
- 177 - Andre Rison vs. Chicago  
Sept. 27, 1992, 10 receptions
- 173 - Bert Emanuel vs. St. Louis**  
**Dec. 15, 1996, 9 receptions**
- 172 - Andre Rison vs. San Francisco  
Oct. 14, 1990, 9 receptions (AS)
- 169 - Stacey Bailey vs. Dallas  
Sept. 25, 1988, 4 receptions
- 163 - Terance Mathis at Denver**  
**Nov. 20, 1994, 8 receptions**
- 161 - Andre Rison vs. L.A. Rams  
Oct. 21, 1990, 5 receptions
- 159 - Stacey Bailey vs. Washington  
Dec. 4, 1983, 9 receptions
- 158 - Stacey Bailey vs. L.A. Rams  
Oct. 7, 1984, 7 receptions
- 155 - Eric Metcalf at New Orleans  
Sept. 17, 1995, 11 receptions
- 154 - Andre Rison vs. New Orleans  
Oct. 7, 1990, 10 receptions (AS)
- 153 - Billy Johnson vs. New Orleans  
Oct. 20, 1985, 11 receptions (AS)
- 153 - Wallace Francis vs. New York Giants  
Oct. 1, 1978, 7 receptions
- 152 - Alfred Jenkins vs. Washington  
Sept. 25, 1977, 7 receptions
- 148 - Wallace Francis vs. San Francisco  
Dec. 14, 1980, 4 receptions (AS)
- 148 - Michael Haynes vs. Dallas**  
**Dec. 22, 1991, 5 receptions**
- 147 - Andre Rison vs. Tampa Bay  
Oct. 31, 1993, 11 receptions
- 147 - Alfred Jenkins vs. San Francisco  
Dec. 14, 1975, 7 receptions (AS)
- 146 - Floyd Dixon vs. Philadelphia  
Oct. 5, 1986, 8 receptions (AS)
- 144 - Alex Hawkins vs. Philadelphia  
Sept. 18, 1966, 9 receptions
- 143 - Jim Mitchell vs. L.A. Rams  
Sept. 26, 1971, 4 receptions
- 140 - Stacey Bailey vs. Philadelphia  
Dec. 16, 1984, 8 receptions (AS)
- 138 - Wallace Francis vs. Denver  
Sept. 16, 1979, 8 receptions (AS)
- 136 - Bert Emanuel vs. Arizona**  
**Dec. 24, 1994, 4 receptions**
- 136 - Billy Johnson vs. L.A. Raiders  
Dec. 1, 1985, 6 receptions (AS)
- 136 - Alfred Jenkins vs. Cleveland  
Sept. 27, 1981, 6 receptions
- 136 - Alfred Jenkins vs. Miami  
Sept. 21, 1980, 4 receptions (AS)
- 134 - Alfred Jenkins vs. San Francisco  
Nov. 8, 1981, 7 receptions
- 129 - Alfred Jenkins vs. Denver  
Sept. 16, 1979, 5 receptions (AS)
- 128 - Terance Mathis at San Francisco**  
**Dec. 4, 1994, 7 receptions**
- 128 - George Thomas vs. Minnesota  
Sept. 8, 1991, 7 receptions (AS)
- 128 - Andre Rison vs. San Francisco  
Sept. 23, 1990, 11 receptions
- 126 - Shawn Collins vs. Green Bay

## TOP PERFORMANCES

- Oct. 1, 1989, 5 receptions
- 125 - Terance Mathis at New Orleans**  
**Sept. 13, 1994, 10 receptions**
- 124 - Terance Mathis vs. Philadelphia**  
**Nov. 27, 1994, 10 receptions**
- 124 - Andre Rison vs. Green Bay  
 Dec. 1, 1991, 8 receptions (AS)
- 124 - Alfred Jenkins vs. New Orleans  
 Sept. 2, 1979, 6 receptions
- 123- Terance Mathis at Carolina**  
**Sept. 1, 1996, 4 receptions**
- 123 - Terance Mathis vs. Kansas City**  
**Sept. 18, 1994, 13 receptions**
- 123 - Andre Rison vs. L.A. Rams  
 Sept. 11, 1994, 12 receptions
- 123 - Alfred Jenkins vs. Detroit  
 Sept. 18, 1983, 5 receptions
- 122 - Eric Metcalf at Cincinnati  
 Nov. 24, 1996, 9 receptions
- 122 - Alfred Jenkins vs. L.A. Rams  
 Nov. 5, 1972, 7 receptions
- 121 - Bert Emanuel at Tampa Bay**  
**Oct. 22, 1995, 9 receptions**
- 120 - Andre Rison vs. L.A. Rams  
 Nov. 14, 1993, 5 receptions
- 120 - Wes Chesson vs. L.A. Rams  
 Nov. 5, 1972, 7 receptions
- 120 - Paul Flatley vs. Philadelphia  
 Dec. 14, 1969, 4 receptions
- 119 - Charlie Brown vs. New Orleans  
 Sept. 7, 1986, 7 receptions
- 117 - Junior Miller vs. New England  
 Sept. 14, 1980, 8 receptions
- 118 - Andre Rison at New Orleans  
 Nov. 13, 1994, 8 receptions
- 116 - Bert Emanuel vs. Minnesota**  
**Sept. 8, 1996, 9 receptions**
- 115 - Aubrey Matthews vs. St. Louis  
 Nov. 29, 1987, 7 receptions (AS)
- 113 - Alfred Jackson vs. San Francisco  
 Oct. 22, 1978, 4 receptions
- 113 - Michael Haynes vs. Tampa Bay**  
**Dec. 13, 1992, 5 receptions.**
- 113 - Paul Flatley vs. L.A. Rams  
 Sept. 28, 1969, 6 receptions
- 112 - Charlie Brown vs. New York Jets  
 Nov. 9, 1986, 6 receptions (AS)
- 112 - Michael Haynes vs. L.A. Rams**  
**Dec. 8, 1991, 6 receptions (AS)**
- 110 - Billy Johnson vs. Denver  
 Sept. 22, 1985, 7 receptions (AS)
- 110 - Paul Gibson vs. L.A. Rams  
 Nov. 22, 1970, 5 receptions (AS)
- 110 - Lynn Cain vs. Oakland  
 Oct. 24, 1979, 6 receptions
- 110 - Charlie Brown vs. Tampa Bay  
 Sept. 28, 1986, 7 receptions
- 110 - Michael Haynes vs. L.A. Rams**  
**Oct. 27, 1991, 4 receptions (AS)**
- 109 - Bert Emanuel at St. Louis**  
**Nov. 10, 1996, 4 receptions**
- 109 - Stacey Bailey vs. New Orleans  
 Oct. 9, 1983, 7 receptions (AS)
- 109 - Milton Barney vs. L.A. Rams  
 Oct. 18, 1987, 6 receptions (AS)
- 109 - Jim Mitchell vs. L.A. Rams  
 Dec. 1, 1974, 7 receptions (AS)
- 108 - Wallace Francis vs. L.A. Rams  
 Dec. 9, 1979, 10 receptions (AS)
- 108 - Billy Ryckman vs. Chicago  
 Nov. 19, 1978, 8 receptions
- 108 - Arthur Cox vs. New York Jets  
 Nov. 9, 1986, 4 receptions (AS)
- 107 - Drew Hill vs. L.A. Rams  
 Dec. 27, 1992, 8 receptions
- 106 - Andre Rison vs. Detroit  
 Sept. 5, 1993, 6 receptions
- 106 - Stacey Bailey vs. Philadelphia  
 Oct. 2, 1983, 7 receptions (AS)
- 106 - Stacey Bailey vs. L.A. Rams  
 Oct. 16, 1983, 6 receptions
- 106 - William Andrews vs. Denver  
 Dec. 5, 1982, 3 receptions
- 106 - Alfred Jenkins vs. Oakland  
 Nov. 30, 1975, 4 receptions
- 106 - Alfred Jenkins vs. Denver  
 Nov. 23, 1975, 6 receptions (AS)
- 106 - John Settle vs. San Diego  
 Nov. 13, 1988, 10 receptions (AS)
- 106 - Eric Metcalf at Tampa Bay  
 Oct. 22, 1995, 4 receptions
- 105 - Floyd Dixon vs. Washington  
 Sept. 20, 1987, 5 receptions (AS)
- 105 - Alfred Jenkins vs. N.Y. Giants  
 Nov. 11, 1979, 6 receptions
- 105 - Harmon Wages vs. New Orleans  
 Dec. 7, 1969, 3 receptions (AS)
- 105 - Michael Haynes vs. Washington**  
**Nov. 10, 1991, 2 receptions**
- 105 - Mike Pritchard vs. Dallas  
 Dec. 21, 1992, 9 receptions
- 104 - Bert Emanuel at New Orleans**  
**Sept. 17, 1995, 6 receptions**
- 104 - Bert Emanuel vs. Detroit**  
**Nov. 5, 1995, 7 receptions**
- 102 - Terance Mathis at Carolina**  
**Dec. 17, 1995, 8 receptions**
- 102 - Stacey Bailey vs. Minnesota  
 Sept. 16, 1984, 4 receptions
- 102 - Alfred Jenkins vs. New Orleans  
 Nov. 2, 1975, 4 receptions
- 102 - Alfred Jenkins vs. Houston  
 Nov. 28, 1976, 5 receptions
- 102 - Alfred Jenkins vs. St. Louis  
 Dec. 17, 1978, 5 receptions
- 101 - Terance Mathis at Dallas**  
**Oct. 20, 1996, 5 receptions**
- 101 - Paul Flatley vs. Baltimore  
 Oct. 5, 1969, 3 receptions
- 101 - Alfred Jenkins vs. Green Bay  
 Dec. 12, 1976, 6 receptions (AS)
- 101 - Alfred Jenkins vs. St. Louis  
 Oct. 18, 1981, 4 receptions
- 101 - Michael Haynes vs. Dallas**  
**Dec. 21, 1992, 5 receptions**
- 100 - Bert Emanuel at Buffalo**

## TOP PERFORMANCES

### Nov. 12, 1995, 6 receptions

- 100 - Andre Rison vs. Cleveland  
Dec. 16, 1990, 6 receptions  
100 - Andre Rison vs. Miami  
Oct. 11, 1992, 7 receptions

### PASSING YARDAGE

- 416 - Steve Bartkowski vs. Pittsburgh  
Nov. 15, 1981, 33 of 50 (AS)  
386 - Jeff George at New Orleans  
Sept. 17, 1995, 27 of 39  
378 - Steve Bartkowski vs. St. Louis  
Nov. 9, 1980, 31 of 47  
375 - Steve Bartkowski vs. L.A. Raiders  
Sept. 19, 1982, 36 of 54 (AS)  
374 - Wade Wilson vs. Rams  
Dec. 27, 1992, 31 of 47  
372 - Steve Bartkowski vs. Houston  
Nov. 29, 1981, 18 of 25  
366 - Steve Bartkowski vs. Detroit  
Sept. 18, 1983, 24 of 34  
366 - Chris Miller vs. New Orleans  
Oct. 7, 1990, 23 of 44 (AS)  
363 - Bobby Hebert vs. St. Louis  
Dec. 15, 1996, 28 of 49  
364 - Jeff George vs. Philadelphia  
Nov. 27, 1994, 26 of 46  
362 - Jeff George vs. Detroit  
Nov. 5, 1995, 31 of 40  
352 - Jeff George vs. St. Louis Rams  
Nov. 19, 1995, 20 of 34  
351 - Chris Miller vs. Chicago  
Sept. 27, 1992, 30 of 48  
350 - Dave Archer vs. New York Jets  
Nov. 9, 1986, 21 of 36 (AS)  
342 - Wade Wilson vs. Dallas  
Dec. 21, 1992, 30 of 41 (GD)  
340 - Chris Miller vs. LA Rams  
Oct. 8, 1989, 28 of 39  
337 - Chris Miller vs. San Francisco  
Sept. 23, 1990, 25 of 41  
335 - Erik Kramer vs. L.A. Rams  
Oct. 18, 1987, 27 of 46 (AS)  
334 - Chris Miller vs. Detroit  
Dec. 24, 1989, 37 of 66 (AS)  
332 - Steve Bartkowski vs. Miami  
Sept. 21, 1980, 18 of 36 (AS)  
328 - Jeff George at New Orleans  
Nov. 13, 1994, 29 of 49  
326 - Steve Bartkowski vs. Denver  
Sept. 16, 1979, 20 of 29 (AS)  
325 - Chris Miller vs. Dallas  
Dec. 22, 1991, 19 of 39  
324 - Wade Wilson vs. Tampa Bay  
Dec. 13, 1992, 19 of 26  
317 - Bobby Hebert vs. Houston  
Dec. 5, 1993, 30 of 52  
315 - Bobby Hebert vs. Dallas  
Nov. 21, 1993, 24 of 32 (GD)  
313 - Steve Bartkowski vs. New York Jets  
Oct. 23, 1983, 25 of 36  
312 - Steve Bartkowski vs. New Orleans  
Sept. 2, 1979, 22 of 38  
311 - Steve Bartkowski vs. N.Y. Giants

- Oct. 25, 1981, 24 of 48 (AS)  
310 - Jeff George at Carolina  
Dec. 17, 1995, 29 of 53  
310 - Chris Miller vs. Washington  
Dec. 17, 1989, 17 of 35  
309 - Bob Berry vs. Detroit  
Oct. 3, 1971, 13 of 23  
307 - Bobby Hebert at Cincinnati  
Nov. 24, 1996, 23 of 40  
305 - Steve Bartkowski vs. San Francisco  
Dec. 14, 1975, 19 of 37 (AS)  
303 - Mike Moroski vs. Green Bay  
Nov. 27, 1983, 22 of 35 (AS)  
302 - Bob Berry vs. Green Bay  
Sept. 27, 1970, 28 of 44  
301 - Bob Berry vs. L.A. Rams  
Sept. 26, 1971, 15 of 22  
301 - Steve Bartkowski vs. San Francisco  
Nov. 20, 1983, 28 of 39 (AS)  
300 - Chris Miller vs. Minnesota  
Sept. 8, 1991, 27 of 41 (AS)

### LONG RUNS FROM SCRIMMAGE (50 YARDS OR MORE)

- 67 - Mike Rozier vs. Dallas, 12-30-90 (AS)  
166 - Harmon Wages vs. NO, 12-7-69 (AS)  
65 - Ernie Wheelwright vs. L.A., 9-11-66 (AS)  
62 - John Settle vs. NO, 9-11-88 (AS)  
160 - Jim Butler vs. Detroit, 12-8-68 (AS)  
160 - Bubba Bean vs. TB, 11-4-79 (AS)  
57 - Gerald Riggs vs. NO, 9-2-84  
56 - Dave Hampton vs. Rams, 10-1-72 (AS)  
155 - Haskel Stanback vs. Detroit, 9-23-79  
50 - Gerald Riggs vs. KC, 12-8-85  
150 - Steve Broussard vs. Cin, 10-28-90 (AS)

### LONG PASS COMPLETIONS (75 YARDS OR MORE)

- 198 - Bobby Hebert to **Michael Haynes**  
vs. New Orleans, Sept. 12, 1993  
189 - Chris Miller to **Michael Haynes**  
vs. Washington, Sept. 13, 1992  
188 - Bob Berry to Harmon Wages  
vs. New Orleans, Dec. 7, 1969 (AS)  
186 - Steve Bartkowski to William Andrews  
vs. Denver, Dec. 5, 1982  
185 - Jeff George to **Bert Emanuel**  
vs. Arizona, Dec. 24, 1994  
84 - Bob Berry to Ken Burrow  
vs. New Orleans, Dec. 19, 1971  
182 - Randy Johnson to Ray Ogden  
vs. SF, Dec. 10, 1967 (AS)  
181 - Jeff George to **Terance Mathis**  
at San Francisco, Dec. 4, 1994  
181 - Steve Bartkowski to Wallace Francis  
vs. SF, Dec. 14, 1980 (AS)  
180 - Chris Miller to **Michael Haynes**  
vs. New Orleans, Nov. 24, 1991  
176 - Steve Bartkowski to Floyd Hodge  
vs. San Francisco, Sept. 25, 1983  
175 - Tom Moore to Tommy McDonald  
vs. Baltimore, Nov. 12, 1967 (AS)  
175 - Chris Miller to Andre Rison  
vs. San Francisco, Oct. 14, 1990 (AS)

## TOP PERFORMANCES

175 - Billy Joe Tolliver to **Michael Haynes**  
vs. Washington, Nov. 10, 1991

### LONG PUNTS (65 YARDS OR MORE)

75 - Harold Alexander vs. Chi, 10-3-93  
75 - John James vs. Oakland, 11-30-75  
72 - John James vs. NO, 9-16-73  
71 - Rick Donnelly vs. N.Y. Jets, 11-9-86  
70 - Billy Lothridge vs. Clev., 10-27-68  
68 - Rick Donnelly vs. Wash., 11-3-85 (AS)  
68 - Rick Donnelly vs. Phil., 10-5-86 (AS)  
67 - John James vs. NO, 10-31-76 (AS)  
65 - Rick Donnelly vs. Chi, 11-16-86 (AS)  
65 - Scott Fulhage vs. NE, 10-15-89

### LONG FIELD GOALS (50 YARDS OR MORE)

59 - Morten Andersen vs. S.F., 12-24-95  
55 - Morten Andersen vs. N.O., 12-10-95 (1)  
55 - Morten Andersen vs. N.O., 12-10-95 (2)  
54 - Morten Andersen at Dallas, 10-20-96  
54 - Morten Andersen vs. N.E., 10-1-95  
54 - Norm Johnson vs. Detroit, 9-5-93  
54 - Norm Johnson vs. NY Jets, 9-6-92  
54 - Norm Johnson vs. NE, 11-29-92  
54 - Paul McFadden vs. Buff, 11-5-89  
53 - Greg Davis vs. Phil, 11-18-90 (AS)  
52 - Morten Andersen vs. S.F., 12-24-95  
52 - Norm Johnson vs. Miami, 10-11-92  
52 - Greg Davis vs. GB, 11-6-88 (AS)  
52 - Mick Luckhurst vs. Seattle, 10-13-85  
52 - Mick Luckhurst vs. Rams, 10-7-84  
52 - Nick Mike-Mayer vs. SF, 10-28-73  
51 - Morten Andersen vs. N.O., 12-10-95  
51 - Morten Andersen vs. Carolina, 9-3-95  
51 - Norm Johnson vs. Clev, 11-28-93  
51 - Norm Johnson vs. SF, 10-18-92  
51 - Mick Luckhurst vs. Det, 9-9-84 (AS)  
51 - Mick Luckhurst vs. Den, 12-5-82 (2X)  
50 - Morten Andersen at Buffalo, 11-12-95  
50 - Norm Johnson vs. Phil, 11-27-94  
50 - Paul McFadden vs. Buffalo, 11-5-89  
50 - Mick Luckhurst vs. TB, 9-13-87  
50 - Mick Luckhurst vs. Det, 12-27-87 (AS)  
50 - Mick Luckhurst vs. Rams, 10-7-84  
50 - Tim Mazzetti vs. Buffalo, 11-2-80  
50 - Norm Johnson vs. NO, 11-24-91

### LONG INTERCEPTION RETURNS (60 YARDS OR MORE)

1101 - Tom Pridemore vs. SF, 9-20-81  
190 - Ken Reeves vs. L.A. Rams, 10-20-68  
187 - Rolland Lawrence vs. Oak., 11-30-75  
182 - Deion Sanders vs. Hou, 9-9-90 (AS)  
181 - Rolland Lawrence vs. SD, 10-21-73  
177 - Lee Calland vs. Baltimore, 9-17-67  
74 - Vinnie Clark vs. TB, 10-9-94  
173 - Jimmy Burson vs. SF, 12-15-68 (AS)  
172 - Rick Byas vs. NO, 11-20-77  
171 - Alton Montgomery vs. Carolina, 9-3-95  
165 - Tom Hayes vs. NO, 9-16-73  
162 - Bob Riggie vs. Minnesota, 12-4-66  
161 - Deion Sanders vs. Dal., 12-30-90 (AS)

### LONG PUNT RETURNS (50 YARDS OR MORE)

179 - Deion Sanders vs. Cin, 10-28-90 (AS)  
177 - Tom McCauley vs. NO, 10-25-70 (AS)  
175 - John Mallory vs. Minn, 12-20-70 (AS)  
172 - Gerald Tinker vs. NO, 9-29-74  
171 - Billy Johnson vs. N.Y. Jets, 10-23-83  
71 - Billy Johnson vs. Rams, 11-21-82 (AS)  
168 - Deion Sanders vs. Rams, 9-10-89 (AS)  
166 - Eric Metcalf at St. L. Rams, 10-12-95  
60 - Dennis Pearson vs. Detroit, 9-23-79  
68 - Lew Barnes vs. Phil, 10-30-88  
57 - Ray Brown vs. Philadelphia, 11-11-73  
57 - Al Dodd vs. Chicago, 10-13-74 (AS)  
56 - Kenny Johnson vs. Chi, 9-23-80 (AS)  
51 - Tony Smith vs. Tampa Bay, 10-31-93

### LONG KICKOFF RETURNS (50 YARDS OR MORE)

1100 - Deion Sanders vs. SF, 10-13-91  
1100 - Dennis Pearson vs. Cards, 12-17-78  
199 - Deion Sanders vs. Wash, 9-13-92  
199 - Ron Smith vs. Baltimore, 9-17-67  
197 - Tony Smith vs. Pitt, 9-27-93 (GD)  
197 - Sylvester Stamps vs. SF, 12-20-87  
194 - Cliff Austin vs. NO, 10-20-85 (AS)  
82 - Jim Butler vs. GB, 11-22-71 (AS)  
80 - Ron Smith vs. Chicago, 11-27-66  
176 - Keith Jones vs. Dallas, 12-30-90 (AS)  
74 - Sylvester Stamps vs. Hou, 10-25-87  
173 - Deion Sanders vs. Buffalo, 11-22-92  
72 - Deion Sanders vs. NO, 10-29-89  
71 - Joe McIntosh vs. Rams, 10-18-87 (AS)  
69 - Clarence Verdin at NO, 11-13-94  
66 - Larry Emery vs. Cards, 11-29-87 (AS)  
62 - Tony Smith vs. NO, 10-24-93  
61 - Jim Butler vs. Wash, 11-23-69  
60 - Deion Sanders vs. NE, 10-15-89  
60 - Deion Sanders vs. NO, 12-8-92  
60 - Tony Smith vs. Rams, 11-1-92 (GD)  
59 - Gerald Tinker vs. SF, 9-22-74 (AS)  
58 - Clarence Verdin vs. SD, 11-6-94  
58 - Willie Belton vs. Cleveland, 10-31-71  
55 - Eric Metcalf vs. Philadelphia, 9-22-96  
55 - Deion Sanders vs. Chicago, 9-27-92  
52 - Clarence Verdin vs. NO, 12-11-94  
51 - Clarence Verdin vs. SF, 10-16-94  
50 - Roell Preston at Cincinnati, 11-24-96  
50 - Sylvester Stamps vs. Pitt, 10-28-84  
50 - Deion Sanders vs. Rams, 12-23-90 (AS)  
50 - Deion Sanders vs. NO, 12-3-92

### LONG FUMBLE RETURNS (50 YARDS OR MORE)

191 - Bob Glazebrook vs. Giants, 9-12-82  
175 - Oliver Barnett vs. TB, 11-17-91 (AS)  
174 - Jim Weatherford vs. SF, 10-19-69  
169 - Jessie Tuggle vs. NO, 12-3-92  
165 - James Britt vs. L.A. Rams, 10-26-86  
165 - Jessie Tuggle vs. Hou, 9-9-90 (AS)  
164 - Blane Gaison vs. SF, 11-20-83 (AS)  
160 - Tom Hayes vs. Oakland, 12-5-71 (AS)  
157 - Joel Williams vs. GB, 9-13-81  
150 - Jim Mitchell vs. NO, 10-5-75 (AS)

## YEARLY LEADERS

### SCORING

Year	Player	TD	XP	XPA	FG	FGA	TP
1966	Lou Kirouac	0	19	24	9	18	46
1967	Wade Traynham	0	22	22	7	18	43
1968	Bob Etter	0	17	19	11	21	50
1969	Bob Etter	0	33	33	15	30	78
1970	Kenny Vinyard	0	23	26	9	25	50
1971	Bill Bell	0	29	33	13	21	68
1972	Bill Bell	0	31	31	16	30	79
1973	Nick Mike-Mayer	0	34	34	26	38	112
1974	Nick Mike-Mayer	0	12	12	9	16	39
1975	Nick Mike-Mayer	0	30	33	4	10	42
1976	Nick Mike-Mayer	0	19	19	10	21	49
1977	Haskel Stanback	6	00	00	00	00	36
1978	Tim Mazzetti	0	18	18	13	16	57
1979	Tim Mazzetti	0	31	37	13	25	70
1980	Tim Mazzetti	0	45	49	19	27	102
1981	Mick Luckhurst	0	51	51	21	33	114
1982	Mick Luckhurst	0	21	22	10	14	51
1983	Mick Luckhurst	0	43	45	17	22	94
1984	Mick Luckhurst	0	31	31	20	27	91
1985	Mick Luckhurst	0	29	29	24	31	101
1986	Mick Luckhurst	0	21	21	14	24	63
1987	Mick Luckhurst	0	17	17	9	13	44
1988	Greg Davis	0	25	27	19	30	82
1989	Paul McFadden	0	18	18	15	20	63
1990	Greg Davis	0	40	40	22	33	106
1991	Norm Johnson	0	38	39	19	23	95
1992	Norm Johnson	0	39	39	18	22	93
1993	Norm Johnson	0	34	34	26	27	112
1994	Norm Johnson	0	32	32	21	25	95
1995	Morten Andersen	0	29	30	31	37	122
1996	Morten Andersen	0	31	31	22	29	97

### PASSING

(minimum - 100 ATT)

Year	Player	ATT.	Comp.	Pct.	Yds.	TD	Int
1966	Randy Johnson	295	129	43.7	1,795	12	21
1967	Randy Johnson	288	142	49.3	1,620	10	21
1968	Bob Berry	153	81	52.9	1,433	7	13
1969	Bob Berry	169	71	57.3	1,087	10	2
1970	Bob Berry	269	156	58.0	1,806	16	13
1971	Bob Berry	226	136	60.2	2,005	11	16
1972	Bob Berry	277	154	55.6	2,158	13	12
1973	Bob Lee	230	120	52.2	1,786	10	8
1974	Bob Lee	172	78	45.3	852	3	14
1975	Steve Bartkowski	255	115	45.1	1,662	13	15
1976	Steve Bartkowski	120	57	47.5	677	2	9
1977	Scott Hunter	151	70	46.4	898	2	3
1978	Steve Bartkowski	369	187	50.7	2,489	10	18
1979	Steve Bartkowski	379	203	53.6	2,502	17	20

## YEARLY LEADERS

1980	Steve Bartkowski .....	463	257	55.5	3,544	<b>31</b>	16
1981	Steve Bartkowski .....	533	297	55.7	3,830	30	<b>23</b>
1982	Steve Bartkowski .....	262	166	63.4	1,905	8	11
1983	Steve Bartkowski .....	432	274	63.4	3,167	22	5
1984	Steve Bartkowski .....	269	181	<b>67.3</b>	2,158	11	10
1985	Dave Archer .....	312	161	51.6	1,992	7	17
1986	Dave Archer .....	294	150	51.0	2,007	10	9
1987	Scott Campbell .....	260	136	52.3	1,728	11	14
1988	Chris Miller .....	351	184	52.4	2,133	11	12
1989	Chris Miller .....	526	280	53.2	3,459	16	10
1990	Chris Miller .....	388	222	57.2	2,735	17	14
1991	Chris Miller .....	413	220	53.3	3,103	26	18
1992	Chris Miller .....	253	152	60.1	1,739	15	6
1993	Bobby Hebert .....	430	263	61.2	2,978	24	17
1994	Jeff George .....	524	322	61.5	3,734	23	18
1995	Jeff George .....	<b>557</b>	<b>336</b>	60.3	<b>4,143</b>	24	11
1996	Bobby Hebert .....	488	294	60.2	3,152	22	25

## RUSHING

<u>Year</u>	<u>Player</u>	<u>No.</u>	<u>Yds.</u>	<u>Avg.</u>	<u>LG</u>	<u>TD</u>
1966	Junior Coffey .....	199	722	3.6	37	4
1967	Junior Coffey .....	180	722	4.0	20t	4
1968	Jim Butler .....	94	365	3.9	60t	2
1969	Jim Butler .....	163	655	4.0	39	3
1970	Jim Butler .....	166	636	3.8	33	0
1971	Jim Butler .....	186	594	3.2	19	2
1972	Dave Hampton .....	230	995	4.3	56t	6
1973	Dave Hampton .....	263	997	3.8	25	3
1974	Dave Hampton .....	127	464	3.7	34	2
1975	Dave Hampton .....	250	1,002	4.0	22	5
1976	Bubba Bear .....	124	428	3.5	30	2
1977	Haskel Stanback .....	247	873	3.4	35	6
1978	Bubba Bear .....	193	707	3.7	25	3
1979	William Andrews .....	239	1,023	4.3	23	2
1980	William Andrews .....	265	1,308	<b>4.9</b>	33	4
1981	William Andrews .....	289	1,301	4.5	29	10
1982	William Andrews .....	139	573	4.1	19t	5
1983	William Andrews .....	331	1,567	4.7	27	7
1984	Gerald Riggs .....	<b>353</b>	1,486	4.2	57	13
1985	Gerald Riggs .....	297	<b>1,719</b>	4.3	50	10
1986	Gerald Riggs .....	343	1,327	3.9	31	9
1987	Gerald Riggs .....	203	875	4.3	44	2
1988	John Settle .....	232	1,024	4.4	62	7
1989	John Settle .....	179	689	3.8	20	3
1990	Mike Rozier .....	153	675	4.4	67	4
1991	Steve Broussard .....	99	449	4.5	36	4
1992	Steve Broussard .....	84	363	4.3	27	1
1993	Eric Pegram .....	292	1,185	4.1	29	3
1994	Craig Heyward .....	183	779	4.3	17	7
1995	Craig Heyward .....	236	1,083	4.6	31	6
1996	Jamal Anderson .....	232	1,055	4.5	32t	5

## YEARLY LEADERS

### RECEIVING

Year	Player	No.	Yds.	Avg.	LG	TD
1966	Alex Hawkins	44	661	15.0	42	2
1967	Tommy McDonald	33	436	13.2	75	4
1968	Jerry Simmons	28	479	17.1	61	0
1969	Paul Flaitley	45	834	18.5	71	6
1970	Jim Mitchell	44	650	14.8	51	6
1971	Art Malone	34	380	11.2	46	2
	Ken Burrow	33	741	22.5	84	6
1972	Art Malone	50	585	11.7	57	2
1973	Jim Mitchell	32	420	13.1	50	0
	Ken Burrow	31	567	18.3	57	7
1974	Ken Burrow	34	545	16.0	48	1
1975	Alfred Jenkins	38	767	20.2	68	6
1976	Alfred Jenkins	41	710	17.3	34	6
1977	Alfred Jenkins	39	677	17.4	73	4
1978	Wallace Francis	45	695	15.4	54	3
	Billy Ryckman	45	679	15.1	59	2
1979	Wallace Francis	74	1,013	13.7	42	8
1980	Alfred Jenkins	57	1,025	18.0	57	6
1981	William Andrews	81	736	9.1	70	2
	Alfred Jenkins	70	1,358	19.4	67	13
1982	William Andrews	42	503	12.0	86t	2
1983	Billy Johnson	64	709	11.1	47t	4
	Stacey Bailey	55	881	16.0	53	6
1984	Stacey Bailey	67	1,138	17.0	61	6
1985	Billy Johnson	62	830	13.4	62t	5
1986	Charlie Brown	63	918	14.6	42	4
1987	Floyd Dixon	36	600	16.7	51t	5
1988	John Settle	68	570	8.4	27	1
1989	Shawn Collins	58	862	14.9	47	3
1990	Andre Rison	82	1,208	14.7	75t	10
1991	Andre Rison	81	976	12.0	39t	12
	Michael Haynes	50	1,122	22.4	80t	11
1992	Andre Rison	93	1,121	12.1	71t	11
1993	Andre Rison	86	1,242	14.4	53t	15
1994	Terance Mathis	111	1,342	12.1	81	11
	Andre Rison	81	1,088	13.4	69t	8
1995	Eric Metcalf	104	1,189	11.4	62t	8
	Terance Mathis	78	1,039	13.3	54t	9
	Bert Emanuel	74	1,039	14.0	52	5
1996	Bert Emanuel	75	921	12.3	53	6
	Terance Mathis	69	771	11.2	55	7

### INTERCEPTIONS

Year	Player	No.	Yds.	Avg.	LG	TD
1966	Jerry Richardson	5	68	13.6	20	0
1967	Ken Reaves	7	153	21.9	42	0
1968	Jim Burson	4	100	25.0	73t	1
1969	Rudy Redmond	5	50	10.0	32	0
1970	Ken Reaves	6	44	7.3	28	0
1971	Ken Reaves	6	43	7.2	31	0
1972	Tom Hayes	5	10	2.0	8	0
1973	Ray Brown	6	99	16.5	24	0

## YEARLY LEADERS

1974	Ray Brown	8	164	20.5	59t	1
1975	Rolland Lawrence	9	163	18.1	87t	1
1976	Rolland Lawrence	6	43	7.2	22	0
1977	Rolland Lawrence	7	138	19.7	36	0
1978	Rolland Lawrence	6	76	12.7	44	0
1979	Rolland Lawrence	6	120	20.0	38	0
1980	Al Richardson	7	139	19.9	52	0
1981	Tom Pridemore	7	<b>221</b>	31.6	<b>101t</b>	1
1982	Kenny Johnson	2	30	15.0	30	0
	Fulton Kuykendall	2	22	11.0	22	0
	Bobby Butler	2	0	0.0	0	0
1983	Tom Pridemore	4	56	14.0	25	0
	Bobby Butler	4	12	3.0	12	0
1984	Kenny Johnson	5	75	15.0	28	0
1985	Bobby Butler	5	-4	-0.8	0	0
1986	Bret Clark	5	94	18.8	34	0
1987	Bobby Butler	4	48	12.0	31	0
1988	Scott Case	<b>10</b>	47	4.7	12	0
1989	Deion Sanders	5	52	10.4	22	0
1990	Deion Sanders	3	153	<b>51.0</b>	61t	<b>2</b>
(5 players each had three interceptions)						
1991	Deion Sanders	6	119	19.8	55t	1
	Tim McKyer	6	24	4.0	24	0
1992	Deion Sanders	3	105	35.0	55	0
1993	Deion Sanders	7	91	13.0	41	0
1994	D.J. Johnson	5	0	0.0	0	0
1995	Jessie Tuggle	3	84	28.0	49	1
	Kevin Ross	3	70	23.3	33	0
	Terry Taylor	3	31	10.3	31	0
1996	Brad Edwards	2	15	7.5	15	0

## PUNTING

(minimum - 16 punts)

Year	Player	No.	Yds.	Avg.	LG	Blkd.
1966	Billy Lothridge	73	2,968	40.7	60	0
1967	Billy Lothridge	87	3,801	43.7	62	0
1968	Billy Lothridge	75	3,324	<b>44.3</b>	70	0
1969	Billy Lothridge	69	2,846	41.2	57	0
1970	Billy Lothridge	76	2,944	38.7	59	0
1971	Billy Lothridge	44	1,639	37.3	58	1
1972	John James	61	2,609	42.8	59	0
1973	John James	63	2,682	42.6	72	0
1974	John James	96	3,891	40.5	61	1
1975	John James	89	3,696	41.5	<b>75</b>	0
1976	John James	101	4,253	42.1	67	0
1977	John James	105	<b>4,349</b>	41.4	61	0
1978	John James	<b>109</b>	4,227	38.8	57	1
1979	John James	83	3,269	39.7	62	1
1980	John James	79	3,088	39.1	59	0
1981	John James	87	3,543	40.7	62	0
1982	George Roberts	17	690	40.6	54	0
1983	Ralph Giacomarro	70	2,823	40.3	57	1
1984	Ralph Giacomarro	68	2,855	42.0	58	2
1985	Rick Donnelly	59	2,574	43.6	68	0

## YEARLY LEADERS

1986	Rick Donnelly .....	78	3,421	43.9	71	1
1987	Rick Donnelly .....	61	2,686	44.0	62	0
1988	Rick Donnelly .....	98	3,920	40.0	61	0
1989	Scott Fulhage .....	84	3,472	41.3	65	1
1990	Scott Fulhage .....	70	2,913	41.6	59	0
1991	Scott Fulhage .....	81	3,470	42.8	60	0
1992	Scott Fulhage .....	68	2,818	41.4	56	3
1993	Harold Alexander .....	72	3,114	43.3	75	0
1994	Harold Alexander .....	71	2,836	39.9	61	0
1995	Dan Stryzinski .....	67	2,759	41.2	64	0
1996	Dan Stryzinski .....	75	3,152	42.0	58	0

### PUNT RETURNS

(minimum - 10 returns)

Year	Player	No.	Yds.	Avg.	LG	TD
1966	Ron Smith .....	11	80	7.3	23	0
1967	Ron Smith .....	20	92	4.6	26	0
1968	Jim Burson .....	11	56	5.1	17	0
1969	John Mallory .....	13	42	3.2	15	0
1970	John Mallory .....	17	203	11.9	75t	1
1971	Willie Belton .....	30	163	5.4	32	0
1972	Willie Belton .....	17	110	6.5	34	0
1973	Ray Brown .....	40	360	9.0	57	0
1974	Al Dodd .....	27	344	12.7	57	0
1975	Mack Herron .....	10	94	9.4	24	0
1976	Rolland Lawrence .....	54	376	7.0	24	0
1977	Rolland Lawrence .....	51	352	6.9	37	0
1978	Billy Ryckman .....	28	227	8.1	38	0
1979	Dennis Pearson .....	12	115	9.6	60	0
1980	Kenny Johnson .....	23	281	12.2	56	0
1981	Scott Woerner .....	33	278	8.4	38	0
1982	Billy Johnson .....	24	273	11.4	71	0
1983	Billy Johnson .....	46	489	10.6	71t	1
1984	Billy Johnson .....	15	152	10.1	37	0
1985	Anthony Allen .....	21	141	6.7	19	0
1986	Floyd Dixon .....	26	151	5.8	16	0
1987	Billy Johnson .....	21	168	8.0	45	0
1988	Lew Barnes .....	34	307	9.0	68	0
1989	Deion Sanders .....	28	307	11.0	68t	1
1990	Deion Sanders .....	29	250	8.6	79t	1
1991	Deion Sanders .....	21	170	8.1	23	0
1992	Tony Smith .....	16	155	9.7	45	0
1993	Tony Smith .....	32	255	8.0	51	0
1994	Clarence Verdin .....	23	113	4.9	29	0
1995	Eric Metcalf .....	39	383	9.8	66t	1
1996	Eric Metcalf .....	27	296	11.0	39	0

### KICKOFF RETURNS

(minimum - 10 returns)

Year	Player	No	Yds.	Avg.	LG	TD
1966	Ron Smith .....	43	1,013	23.6	80	0
1967	Ron Smith .....	39	976	25.0	99t	1
1968	Jim Butler .....	37	799	21.6	42	0
1969	Charlie Bryant .....	21	407	19.4	39	0
1970	Jim Butler .....	14	284	20.3	29	0

## YEARLY LEADERS

1971	Willie Belton	28	706	25.2	58	0
1972	Dave Hampton	25	535	21.0	52	0
1973	Joe Washington	20	432	21.6	30	0
1974	Gerald Tinker	29	704	24.3	59	0
1975	Gerald Tinker	13	307	23.6	33	0
1976	Rolland Lawrence	21	521	24.8	36	0
1977	Karl Farmer	23	466	20.3	30	0
1978	Dennis Pearson	25	662	<b>26.7</b>	<b>100t</b>	1
1979	Dennis Pearson	30	577	19.2	29	0
1980	Reggie Smith	25	512	20.5	35	0
1981	Reggie Smith	<b>47</b>	<b>1,143</b>	24.3	52	0
1982	Reggie Brown	24	466	19.4	33	0
1983	Kenny Johnson	11	224	20.4	28	0
1984	Sylvester Stamps	19	452	23.8	50	0
1985	Cliff Austin	39	838	21.5	94t	1
1986	Sylvester Stamps	24	514	21.4	35	0
1987	Sylvester Stamps	24	660	27.5	97t	1
1988	Evan Cooper	16	331	20.7	28	0
1989	Deion Sanders	35	725	20.7	72	0
1990	Deion Sanders	39	851	21.8	50	0
1991	Deion Sanders	26	576	22.2	<b>100t</b>	1
1992	Deion Sanders	40	1,067	<b>26.7</b>	99t	2
1993	Tony Smith	38	948	24.9	97t	1
1994	Clarence Verdin	44	1,026	23.3	69	0
1995	Roell Preston	30	627	20.9	44	0
1996	Eric Metcalf	49	1,034	21.1	55	0

### TACKLES

Year	Name	Total Tackles
1966	Tommy Nobis (173 solo)	296
1972	Greg Brezina (80 solo)	130
1973	Greg Brezina (89 solo)	135
1974	Tommy Nobis (121 solo)	183
1975	Tommy Nobis (91 solo)	115
1978	Fulton Kuykendall (98 solo)	284
1980	Buddy Curry (80 solo)	145
1981	Buddy Curry (107 solo)	135
1982	Buddy Curry (38 solo)	61
1983	Buddy Curry (127 solo)	229
1984	Rick Bryan (78 solo)	125
1985	Buddy Curry (82 solo)	137
1986	Buddy Curry (84 solo)	157
1987	John Rade (55 solo)	123
1988	John Rade (67 solo)	137
1989	Jessie Tuggle (112 solo)	183
1990	Jessie Tuggle (99 solo)	201
1991	Jessie Tuggle (106 solo)	207
1992	Jessie Tuggle (90 solo)	193
1993	Jessie Tuggle (120 solo)	185
1994	Jessie Tuggle (111 solo)	195
1995	Jessie Tuggle (126 solo)	180
1996	Jessie Tuggle (108 solo)	184

*Missing following years (1967-71, '76-77, '79, '81)*

### SACKS

Year	Name	No.
1971	Claude Humphrey	12.0
1972	John Zook	6.5
1973	Claude Humphrey	10.0
1974	Claude Humphrey	12.5
1975	John Zook	10.0
1976	Claude Humphrey	15.0
1977	Jeff Mellow	10.0
1978	Greg Brezina	9.0
1979	Don Smith	9.0
1980	Joel Williams	16.0
1981	Al Richardson	10.0
1982	Don Smith	3.5
1983	Mike Pitts	7.0
1984	Don Smith	6.5
1985	Rick Bryan	7.5
1986	Rick Bryan	7.0
1987	Robert Moore	4.0
1988	Aundray Bruce	6.0
1989	Marcus Colton	9.0
1990	Tim Green	6.0
1991	Tim Green	5.0
1992	Darion Conner	7.0
1993	Pierce Holt	6.5
1994	Chuck Smith	11.0
1995	Chris Doleman	9.0
1996	Clay Matthews	6.5

*Missing following years (1966-70)*

## PLAYOFF RECORDS, ALL-TIME

### Longest Rush

#### By Falcons

17 yards, Mick Luckhurst at Minn., 1-9-83

16 yards, Gerald Riggs at Minn., 1-9-83

#### Vs. Falcons

21 yards, Scott Laidlaw at Dallas, 12-30-78

18 yards, Robert Newhouse vs Dallas 1-4-81

### Most Points Scored by Team

#### By Falcons

27 at New Orleans, 12-28-91

27 vs. Dallas, 1-4-81

24 vs. Minnesota, 1-9-83

#### Vs. Falcons

37 at Green Bay, 12-31-95

30 at Minnesota, 1-9-83

30 vs. Dallas, 1-4-81

### Most Combined Points Scored by Both Teams

57 - (Dallas 30, Atlanta 27), 1-4-81

57 - (Green Bay 37, Atlanta 20), 12-31-95

### Longest Pass

#### By Falcons

65½ yards, QB Jeff George at Green Bay, 12-31-95

61½ yards, QB Chris Miller at New Orleans, 12-28-91

60½ yards, QB Steve Bartkowski vs Dallas, 1-4-81

55 yards, QB Jeff George at Green Bay, 12-31-95

#### Vs. Falcons

39 yards, QB Roger Staubach at Dallas, 12-30-78

36½ yards, QB Tommy Kramer at Minn., 1-9-83

34 yards, QB Danny White vs Dallas, 1-4-81

### Longest Reception

#### By Falcons

65½ yards, WR Eric Metcalf at Green Bay, 12-31-95

61½ yards, WR Michael Haynes at NO, 12-28-91

60½ yards, WR Alfred Jenkins vs Dallas, 1-4-81

55 yards, WR Terance Mathis at GB, 12-31-95

#### Vs. Falcons

39 yards, WR Drew Pearson at Dallas, 12-30-78

36½ yards, WR Sammy White at Minn., 1-9-83

34 yards, RB Preston Pearson vs Dallas, 1-4-81

### Most Receiving Yards by Individual

#### By Falcons

155 yards, WR Alfred Jenkins vs Dallas, 1-4-81

144 yards, WR Michael Haynes at N.O., 12-28-91

135 yards, WR Wallace Francis vs Phil., 12-24-78

114 yards, WR Eric Metcalf at Green Bay, 12-31-95

93 yards, WR Terance Mathis at GB, 12-31-95

#### Vs. Falcons

108 yards, WR Charles Smith vs Phil, 12-24-78

90 yards, WR Drew Pearson vs Dallas, 1-4-81

### Longest Field Goal

#### By Falcons

44 yards, K Norm Johnson at NO, 12-28-91

42 yards, K Tim Mazzetti at Dallas, 12-30-78

#### Vs. Falcons

48 yards, K Rafael Septien at Dallas, 12-30-78

45 yards, K Chip Lohmiller at Wash., 1-3-92

45 yards, K Morten Andersen at N.O., 12-28-91

### Most Yards Rushing

#### By Falcons

72 yards, Bubba Bean at Dallas, 12-20-78

62 yards, Haskel Stanback vs Dallas 1-4-81

#### Vs. Falcons

108 yards, Edgar Bennett at Green Bay 12-31-95

81 yards, Ted Brown at Minn., 1-9-83

### Most Rushes

#### By Falcons

17, RB Bubba Bean at Dallas, 12-30-78

16, RB Haskel Stanback vs Phil., 12-24-78

#### Vs. Falcons

24, RB Edgar Bennett at Green Bay, 12-31-95

23, RB Ricky Ervins at Washington, 1-4-92

23, RB Ted Brown at Minnesota, 1-9-83

### Most Receptions

#### By Falcons

8, WR Eric Metcalf at Green Bay, 12-31-95

7, WR Andre Rison at Washington, 1-4-92

6, WR Wallace Francis at Dallas, 12-30-78

6, WR Wallace Francis vs Dallas 1-4-81

6, WR Wallace Francis vs Phil., 12-24-78

6, WR Michael Haynes at N.O., 12-28-91

6, WR JJ Birden at Green Bay, 12-31-95

6, WR Bert Emanuel at Green Bay, 12-31-95

#### Vs. Falcons

7, WR Eric Marlin, at New Orleans, 12-28-91

7, WR Charles Smith vs Philadelphia, 12-24-78

7, WR Robert Brooks at Green Bay, 12-31-95

### Most Pass Attempts

#### By Falcons

54, QB Jeff George at Green Bay, 12-31-95

33, QB Steve Bartkowski vs Dallas, 1-4-81

#### Vs. Falcons

44, QB Bobby Hebert at New Orleans, 12-28-91

39, QB Danny White vs Dallas, 1-4-81

### Most Pass Completions

#### By Falcons

30, QB Jeff George at Green Bay, 12-31-95

18, QB Chris Miller at New Orleans, 12-28-91

18, QB Steve Bartkowski at Dallas, 1-4-81

18, QB Steve Bartkowski vs Philadelphia, 12-24-78

#### Vs. Falcons

26, QB Bobby Hebert at New Orleans, 12-28-91

25, QB Danny White vs Dallas, 1-4-81

24, QB Brett Favre at Green Bay, 12-31-95

### Most Total Yards Gained

#### By Falcons

360 yards, at Green Bay, 12-31-95

349 yards, vs Dallas, 1-4-81

334 yards, vs New Orleans, 12-28-91

#### Vs. Falcons

422 yards, vs Dallas, 1-4-81

378 yards, at Minnesota, 1-9-83

369 yards, vs Dallas, 12-30-78

### Most Rushing Yards, Team

#### By Falcons

164 yards, at Dallas, 12-30-78

120 yards, at Minnesota, 1-9-83

#### Vs. Falcons

162 yards, at Washington, 1-4-92

148 yards, at Dallas, 12-30-78

### Most Rushing Touchdowns

#### By Falcons

1, Four times, Last time at Wash., 1-4-92

#### Vs. Falcons

3, at Washington, 1-4-92

2, at Dallas, 12-30-78

### Most Passing Yards

#### By Falcons

366 yards, QB Jeff George at Green Bay, 12-31-95

320 yards, QB Steve Bartkowski vs. Dallas, 1-4-81

## PLAYOFF RECORDS, ALL-TIME

### **Vs. Falcons**

322 yards, QB Danny White vs. Dallas, 1-4-81  
273 yards, QB Bobby Hebert at N.O., 12-28-91

### **Most Passing Touchdowns**

#### **By Falcons**

- 3, QB Chris Miller at New Orleans, 12-28-91
- 2, QB Jeff George at Green Bay, 12-31-95
- 2, QB Steve Bartkowski vs Dallas, 1-4-81
- 2, QB Steve Bartkowski vs Phil., 12-24-78

### **Vs. Falcons**

- 3, QB Danny White vs. Dallas, 1-4-81
- 3, QB Brett Favre at Green Bay, 12-31-95

### **Most Interceptions**

#### **By Falcons**

- 4, QB Chris Miller at Washington, 1-4-92
- 3, QB Steve Bartkowski at Dallas 12-30-78

### **Vs. Falcons**

- 2, QB Bobby Hebert at New Orleans, 12-28-91
- 1, Four times, Last Mark Rypien at Wash., 1-4-92

### **Most First Downs**

#### **By Falcons**

- 20, at New Orleans, 12-28-91
- 18, at Green Bay, 12-31-95
- 18, vs Dallas, 1-4-81

### **Vs. Falcons**

- 26, at Dallas, 12-30-78
- 24, at Minnesota, 1-9-83

### **Most Field Goals**

#### **By Falcons**

- 2, at Green Bay, 12-31-95
- 2, at New Orleans, 12-28-91
- 2, vs. Dallas, 1-4-81
- 2, at Dallas, 12-30-78

### **Vs. Falcons**

- 3, at Minnesota, 1-9-83

### **Blocked Field Goals**

#### **By Falcons**

NEVER

### **Vs. Falcons**

- 1, at New Orleans, 12-28-91

### **Returns for Touchdowns**

#### **By Falcons**

- 35 yard INT, S Bob Glazebrook, at Minn, 1-9-83
- 0 yard Fumble, DE Doug Rogers, at Minn, 1-9-83

### **Vs. Falcons**

- 76 yard Punt, WR Antonio Freeman, at GB, 12-31-95

### **Longest Interception Return**

#### **By Falcons**

- 351 yards, S Bob Glazebrook at Minnesota, 1-9-83
- 31 yards, CB Deion Sanders at N.O., 12-28-91

### **Vs. Falcons**

- 30 yards, FS George Teague at GB, 12-31-95
- 29 yards, CB Bob Howard vs. Phil, 12-28-78

### **Longest Kickoff Return**

#### **By Falcons**

- 39 yards, Reggie Smith vs. Dallas, 1-4-81
- 36 yards, Dennis Pearson at Dallas, 12-30-78

### **Vs. Falcons**

- 42 yards, Antonio Freeman at GB, 12-31-95
- 39 yards, Fred McAfee at New Orleans, 12-28-91

### **Longest Punt Return**

#### **By Falcons**

- 22 yards, Deion Sanders at New Orleans, 12-28-91

### **Vs. Falcons**

- 76 yards, Antonio Freeman, at GB 12-31-95

### **Most Tackles (from Play-by-Play)**

#### **By Falcons**

- 10, Fullon Kuykendall at Minn., 1-9-83
- 10, Kenny Johnson vs Dallas, 1-4-81
- 9, Brian Jordan at Washington, 1-3-92

### **Most QB Sacks, Game**

#### **By Falcons**

- 1.5, Jeff Yeates vs Philadelphia, 12-24-78
- 1.0, Tim Green at New Orleans, 12-28-91
- 1.0, Greg Brezina vs Philadelphia, 12-24-78
- 1.0, Fullon Kuykendall vs Dallas, 12-30-78
- 1.0, Jeff Yeates at Dallas, 1-4-81
- 1.0, Chris Doleman at Green Bay, 12-31-95

### **Most Interceptions, Game**

#### **By Falcons**

- 1, Brian Jordan at Washington, 1-3-92
- 1, Deion Sanders at New Orleans, 12-28-91
- 1, Tim McKyer at New Orleans, 12-28-91
- 1, Bob Glazebrook at Minnesota, 1-9-83
- 1, Rolland Lawrence at Dallas, 12-30-78

### **Most Punts**

#### **By Falcons**

- 7, John James vs Philadelphia, 12-24-78

### **Vs. Falcons**

- 9, Mike Michel vs Philadelphia, 12-24-78

### **Best Punting Average**

#### **By Falcons**

- 42.6, George Roberts (5-213) at Minn., 1-9-83

### **Vs. Atlanta**

- 54.0, Tommy Barnhardt (3-162) at N.O., 12-28-91

### **Longest Punt**

#### **By Atlanta**

- 54 yards, George Roberts at Minn., 1-9-83

### **Vs. Atlanta**

- 56 yards, Tommy Barnhardt at N.O., 12-28-91

### **Most Penalties**

#### **By Falcons**

- 7-98, at Minnesota, 1-9-83
- 7-69, at Dallas, 12-30-78

### **Vs. Falcons**

- 10-84, at Minnesota, 1-9-83

### **Time of Possession**

#### **By Atlanta**

- 29:45 vs Philadelphia, 12-24-78
- 29:45 at Dallas, 1-4-81

### **Vs. Atlanta**

- 38:43 at Minnesota, 1-9-83
- 36:08 at Washington, 1-3-92

### **Most Takeaways**

#### **By Atlanta**

- 4, at Dallas, 12-30-78
- 3, at New Orleans, 12-28-91

### **Most Turnovers**

#### **By Atlanta**

- 6, at Washington, 1-3-92
- 5, vs Philadelphia, 12-24-78

### **Attendance**

#### **Home**

- 60,022 vs Dallas 1-4-81

#### **Away**

- 68,794 at New Orleans, 12-28-91
- 60,650 at Minnesota, 1-9-83
- 60,453 at Green Bay, 12-31-95

## OVERTIME FINISHES

*Franchise Record: 7-9-1 - The Falcons have won five of their last seven OT games*

**1995: Arizona 40, Atlanta 37** — A 28-yard FG by Arizona's Greg Davis ended a mistake-plagued game for the Falcons, who turned ball over four times.

**Atlanta 27, New Orleans 24** — Morten Andersen booted the game-winner from 21 yards out in his first return to New Orleans as a Falcon.

**Atlanta 23, Carolina 20** — Morten Andersen's 35-yard FG defeated the Panthers in their first regular-season game in franchise history.

**1994: Detroit 31, Atlanta 28** — Jason Hanson's 37-yard overtime FG defeated the Falcons, who missed a game-winning 52-yard FG attempt with one second remaining in regulation.

**1991: Atlanta 23, New Orleans 20** — Norm Johnson's 50-yard FG with 2:37 remaining sealed victory.

**1986: Atlanta 23, Tampa Bay 20** — Mick Luckhurst's 34-yard FG as time expired set up his game-winning 34-yard kick with 6:29 elapsed.

**Atlanta 10, San Francisco 10** — Sylvester Stamps raced 39 yards with a Dave Archer pass, tying the game with 1:27 remaining. But neither team was able to score, creating the first OT tie in Falcon history.

**1985: Philadelphia 23, Atlanta 17** — Mick Quick hauled in a 99-yard TD pass from Ron Jaworski for the win.

**1984: Detroit 27, Atlanta 24** — Eddie Murray booted a 48-yard field goal after the Lions won the coin toss.

**1983: Atlanta 47, Green Bay 41** — Kenny Johnson intercepted a Lynn Dickey pass, returning it 31 yards for the winning score.

**New York Giants 16, Atlanta 13** — Ali Haji-Sheikh kicked the game-winning 30-yard field goal.

**1981: New York Giants 27, Atlanta 24** — Joe Danelo booted a 40-yard field goal after Atlanta fumbled on the first play of its second possession.

**1980: Atlanta 33, St. Louis 27** — Ray Strong rambled 21 yards for TD 4:42 into overtime.

**Los Angeles Rams 20, Atlanta 17** — Frank Carrol kicked a 23-yard field goal following a sack and fumble by Steve Bartkowski.

**1979: Atlanta 40, New Orleans 34** — James Mayberry caught a desperation pass by NO punter Russell Erxleben, who had chased errant snap into end zone.

**Denver 20, Atlanta 17** — Jim Turner kicked the game-winning 24-yard FG after Tim Mazzetti missed a 31-yarder with 22 seconds left in regulation.

**1975: Oakland 37, Atlanta 34** — George Blanda connects on a 36-yard field goal with just two seconds remaining in overtime.

## INDIVIDUAL HONORS

### FALCON PLAYER OF THE YEAR

- 1966 Tommy Nobis, LB
- 1967 Junior Coffey, RB
- 1968 Tommy Nobis, LB
- 1969 Jim Butler, RB
- 1970 Jim Mitchell, TE
- 1971 Don Hansen, LB
- 1972 Dave Hampton, RB
- 1973 Bob Lee, QB
- 1974 Ray Brown, S
- 1975 Dave Hampton, RB
- 1976 Claude Humphrey, DE
- 1977 Rolland Lawrence, DB
- 1978 Greg Brezina, LB
- 1979 Wallace Francis, WR
- 1980 Steve Bartkowski, QB
- 1981 William Andrews, RB
- 1982 Fulton Kuykendall, LB
- 1983 William Andrews, RB
- 1984 Gerald Riggs, RB
- 1985 Gerald Riggs, RB
- 1986 Bill Fralic, OG
- 1987 Bill Fralic, OG
- 1988 John Settle, RB
- 1989 Chris Miller, QB
- 1990 Andre Rison, WR
- 1991 Deion Sanders, CB
- 1992 Deion Sanders, CB/KR
- 1993 Andre Rison, WR
- 1994 Terance Mathis, WR
- 1995 Morten Andersen, K
- 1996 Jamal Anderson, RB



**Jamal  
Anderson  
1996**

- AP, NEA, 2nd team)
- William Andrews, RB (AP, 2nd team)
- Jeff Van Note, C (AP, 2nd team)
- Joel Williams, LB (AP, 2nd team)
- 1983 William Andrews, RB (NEA, TSN, Football Digest 1st teams; CPFNW, 2nd team) Billy Johnson, PR (Pro Football Weekly, TSN, CPFNW, PFWA, Football Digest 1st teams; AP 2nd team) Mike Kenn, T (Pro Football Weekly, 1st team; AP, CPFNW, 2nd teams)
- 1986 Bill Fralic G (AP, NEA, Pro Football Weekly, Sporting News, 1st team)
- 1987 Bill Fralic (AP, NEA, PFWA, Sporting News, 1st team) Sylvester Stamps, KR (Sporting News)
- 1988 Bill Fralic (Coll. & Pro FB Newsweekly, 1st team; AP, 2nd team) Scott Case (AP, 2nd team) John Settle (Sports Illustrated)
- 1989 Tony Casillas (AP, 2nd team) Bill Fralic (AP, 2nd team)
- 1990 Andre Rison (AP, 1st team)
- 1991 Mike Kenn (AP, 1st team) Andre Rison (AP, 2nd team) Deion Sanders (AP, 2nd team) Jessie Tuggle (SI)
- 1992 Deion Sanders (AP, 1st team, returner, AP, 2nd team, CB) Andre Rison (AP, 2nd team)
- 1993 Deion Sanders (AP, 1st team, CB) Chris Hinton (AP 1st team) Andre Rison (AP, 2nd team) Norm Johnson (AP, 2nd team)
- 1994 Terance Mathis (AP, 2nd team)
- 1995 Morten Andersen (AP, 1st team)

### ALL-PRO

- 1967 Tommy Nobis, LB (AP, 1st team)
- 1971 Claude Humphrey, DE (NEA, 1st team)
- 1972 Claude Humphrey, DE (AP, Pro Football Weekly, Football News, NEA, Football Digest, PFWA, 1st teams)
- 1973 Claude Humphrey, DE (AP, Pro Football Weekly, PFWA, Football News, Computer Kickoff, 1st teams) Nick Mick-Mayer, K (Pro Football 1972 Weekly, 1st team) Mike Tilleman, DT (National Star News Service, 1st team)
- 1974 Claude Humphrey, DE (NEA, 1st team) Rolland Lawrence, DB (AP, PFWA, 1st teams)
- 1980 Mike Kenn, OT (AP, PFWA, NEA, 1st teams)
- 1981 Alfred Jenkins, WR (AP, PFWA, 1st teams)
- 1982 R.C. Thielemann, OG (AP, CPFNW, 1st team) Mike Kenn, OT (CPFNW, 1st team;

### ALL-NFC

- 1970 Claude Humphrey, DE (UPI, 1st team)
- 1971 Claude Humphrey, DE (UPI, 1st team) Claude Humphrey, DE (UPI, AP, TSN, Football Digest, Football News, 1st teams) John James, P (Pro Football Weekly, Football Digest, 1st teams) Dennis Havig, OG (UPI, Football Digest, 1st team)
- 1973 Claude Humphrey, DE (UPI, AP, TSN, Pro Football Weekly, 1st teams) George Kunz, OT (UPI, Pro Football Weekly, 1st teams) Nick Mike-Mayer, K (TSN, Pro Football Weekly, AP, 1st teams)
- 1977 John James, P (TSN, 1st team) Rolland Lawrence, DB (UPI, 1st team)
- 1980 Mike Kenn, OT (UPI, 1st team) Jeff Van Note, C (UPI, 1st team)
- 1981 Mike Kenn, OT (UPI, 1st team)
- 1982 Mike Kenn, OT (UPI, 1st team) R.C. Thielemann, OG (UPI, 1st team) William Andrews, RB (UPI, 1st team)

## INDIVIDUAL HONORS

- 1983 Mike Kenn, T (Pro Football Weekly, 1st team; UPI 2nd team) Billy Johnson, PR (Pro Football Weekly, 1st team) R.C. Thielemann, G (UPI, 2nd team)
- 1984 Mike Kenn, T (UPI, 2nd team) Gerald Riggs, RB (UPI, 2nd team)
- 1986 Bill Fralic, G (UPI, Pro Football Weekly, 1st team) Rick Bryan, DE (UPI, 2nd team)
- 1987 Bill Fralic, G (UPI, PFWA, 1st team) Rick Donnelly, P (UPI, 2nd team)
- 1988 Rick Donnelly (UPI, 2nd team) Scott Case (UPI, 1st team) Bill Fralic (UPI, 1st team)
- 1989 Bill Fralic, G (UPI, 1st team) Tony Casillas, DL, (UPI, 2nd team)
- 1990 Andre Rison, WR (UPI, 1st team)
- 1991 Mike Kenn, T (UPI) Jessie Tuggle, LB (UPI) Deion Sanders, CB (UPI)
- 1993 Norm Johnson, K (UPI) Chris Hinton, T (UPI), Deion Sanders, CB (UPI)
- 1994 Terance Mathis, WR (UPI, 2nd team) Jessie Tuggle, LB (UPI, 2nd team)
- 1995 Morten Andersen, K (UPI, 1st team)
- 1996 Bob Whitfield, T (UPI, 2nd team)

### PRO BOWL SELECTIONS

- 1966 Tommy Nobis, LB
- 1967 Tommy Nobis, LB (2)
- 1968 Tommy Nobis, LB (3)
- 1969 Jim Butler, RB  
Bob Berry, QB  
Greg Brezina, LB  
Bob Etter, K  
George Kunz, OT  
Jim Mitchell, TE  
Ken Reaves, DB
- 1970 Claude Humphrey, DE  
George Kunz, OT (2)  
Tommy Nobis, LB (4)
- 1971 Claude Humphrey, DE (2)
- 1972 Tommy Nobis, LB (5)  
Jim Mitchell, TE (2)  
Claude Humphrey, DE (3)
- 1973 John Zook, DE  
Nick Mick-Mayer, K  
George Kunz, OT (3)  
Claude Humphrey, DE (4)
- 1974 Jeff Van Note, C  
Claude Humphrey, DE (5)
- 1975 Jeff Van Note, C (2)  
John James, P
- 1976 John James, P (2)
- 1977 John James, P (3)  
Claude Humphrey, DE (6)  
Rolland Lawrence, DB
- 1978 No Selections
- 1979 Jeff Van Note, C (3)



**Tommy  
Nobis**

- 1980 Mike Kenn, OT  
Steve Bartkowski, QB  
Jeff Van Note, C (4)  
Alfred Jenkins, WR  
William Andrews, RB  
Junior Miller, TE
- 1981 Mike Kenn, OT (2)  
Steve Bartkowski, QB (2)  
Jeff Van Note, C (5)  
Alfred Jenkins, WR (2)  
William Andrews, RB (2)  
Junior Miller, TE (2)  
R.C. Thielemann, OG
- 1982 Mike Kenn, OT (3)  
R.C. Thielemann, OG (2)  
Jeff Van Note, C (6)  
William Andrews, RB (3)
- 1983 William Andrews, RB (4)  
Billy Johnson, PR  
Mike Kenn, T (4)  
R.C. Thielemann, OG (3)
- 1984 Mike Kenn, T (5)
- 1985 Gerald Riggs, RB
- 1986 Bill Fralic, G  
Gerald Riggs, RB (2)
- 1987 Bill Fralic, G (2)  
Gerald Riggs, RB (3)
- 1988 Bill Fralic, G (3)  
Scott Case, CB  
John Settle, RB
- 1989 Bill Fralic, G (4)  
(All NFL Team of 80's)  
Bill Fralic (2nd team)
- 1990 Andre Rison, WR
- 1991 Andre Rison, WR (2)  
Deion Sanders, CB  
Chris Miller, QB  
Chris Hinton, RT (7)
- 1992 Andre Rison, WR (3)  
Deion Sanders, CB (2)  
Jessie Tuggle, LB  
Elbert Shelley, ST
- 1993 Andre Rison, WR (4)  
Deion Sanders, CB (3)  
Elbert Shelley, ST (2)  
Norm Johnson, K (2)  
Bobby Hebert, QB
- 1994 Jessie Tuggle, LB (2)  
Elbert Shelley, ST (3)  
Terance Mathis, WR
- 1995 Jessie Tuggle, LB (3)  
Elbert Shelley, ST (4)  
Morten Andersen, K (7)  
Chris Doleman, DE (7)  
Craig Heyward, RB (1)
- 1996 No Selections

## ATTENDANCE INFORMATION

Year	Home Avg.	Home Rec.	Road Avg.	Road Rec.	Total Avg	Overall
1966	52,017	1-6	49,292	2-5	50,654	3-11
1967	46,977	1-5-1	53,082	0-7	50,030	1-12-1
1968	42,501	1-6	48,985	1-6	45,743	2-12
1969	47,832	4-3	51,723	2-5	49,777	6-8
1970	51,854	3-4	57,381	1-4-2	54,617	4-8-2
1971	54,589	4-3	59,866	3-3-1	57,228	7-6-1
1972	51,974	4-3	60,033	3-4	56,004	7-7
1973	49,656	4-3	57,038	5-2	53,347	9-5
1974	37,858	2-5	55,397	1-6	46,627	3-11
1975	40,723	3-4	50,183	1-6	45,453	4-10
1976	37,874	3-4	47,831	1-6	42,853	4-10
1977	50,060	4-3	44,157	3-4	47,108	7-7
1978	54,366	7-1	46,072	2-6	50,219	9-7
1979	50,957	3-5	54,391	3-5	52,674	6-10
1980	55,182	6-2	56,444	6-2	55,813	12-4
1981	52,410	4-4	61,799	3-5	57,104	7-9
1982	43,530	2-3	62,409	3-1	51,920	5-4
1983	41,670	4-4	55,718	3-5	48,694	7-9
1984	39,044	2-6	51,523	2-6	43,283	4-12
1985	34,017	3-5	51,571	1-7	42,794	4-12
1986	48,740	2-5-1	54,392	5-3	51,566	7-8-1
1987	23,727	2-6	42,928	1-6	35,549	3-12
1988	33,477	2-6	51,336	3-5	41,406	5-11
1989	40,069	3-5	52,768	0-8	46,418	3-13
1990	49,357	5-3	54,692	0-8	52,024	5-11
1991	50,366	6-2	54,200	4-4	52,496	10-6
1992	63,283	5-3	59,400	1-7	61,342	6-10
1993	57,079	4-4	59,669	2-6	58,374	6-10
1994	57,313	5-3	54,639	2-6	55,976	7-9
1995	52,388	7-1	57,746	2-6	55,067	9-7
1996	41,955	2-6	57,911	1-7	49,933	3-13

### TOP HOME CROWDS

Attendance	Opponent	Date	Score
70,089	Dallas	10-29-95	13-28
67,404	San Francisco	11-9-92	3-41
67,357	Kansas City	9-18-94	10-30
67,337	Dallas	11-21-93	27-14
67,328	New Orleans	9-20-92	7-10
67,298	San Francisco	10-16-94	3-42
67,036	Dallas	12-21-92	17-41

### TOP ROAD CROWDS

Attendance	Opponent	Date	Score
83,437	New Orleans	11-26-67	24-27
80,004	Buffalo	11-22-92	14-41
78,283	Cleveland	9-27-81	17-28
77,042	New Orleans	9-20-70	14-3
76,825	Cleveland	10-31-71	31-14
75,954	New Orleans	12-19-71	24-20
75,287	Denver	10-16-88	14-30

## ALL-TIME ROSTER

### - A -

Absher, Dick (LB), Maryland .....	1967-68
Acks, Ron (LB), Illinois .....	1968-71
Adams, Bob (TE), Pacific .....	1976
Adams, Brent (T), UT at C.nooga .....	1975-78
Agee, Mel (DL), Illinois .....	1992-95
Alex, Keith (G), Texas A&M .....	1993
Alexander, Harold (P), Appalachian St. ....	1993-94
Allen, Anthony (WR), Washington .....	1985-86
Allen, Demetrius (WR), Virginia .....	1996
Allen, Grady (LB), Texas A&M .....	1969-72
Morten Andersen (K), Michigan State .....	1995-96
Anderson, Anthony (RB), Temple .....	1980
Anderson, Dunstan (DL), Tulsa .....	1994
Anderson, Jamal (RB), Utah .....	1994-96
Anderson, Taz (TE), Georgia Tech .....	1966-67
Andrews, William (RB), Auburn .....	1979-83, 86
Archambeau, Lester (DE), Stanford .....	1993-96
Archer, Dave (QB), Iowa St. ....	1984-87
Auer, Joe (RB), Georgia Tech .....	1968
Austin, Cliff (RB), Clemson .....	1984-86

### - B -

Badanjek, Rick (RB), Maryland .....	1987-88
Bailey, Jim (DT), Kansas .....	1976-78
Bailey, Larry (DT), Pacific .....	1974
Bailey, Stacey (WR), San José St. ....	1982-90
Baker, Tony (RB), East Carolina .....	1986
Baldwin, Robert (RB), Duke .....	1996
Barnes, Gary (WR), Clemson .....	1966-67
Barnes, Lew (WR,KR), Oregon .....	1988
Barnett, Doug (C) Azusa Pacific .....	1987
Barnett, Oliver (DT), Kentucky .....	1990-92
Bartkowski, Steve (QB), California .....	1975-85
Bates, Patrick (S), Texas A&M .....	1996
Bean, Bubba (RB), Texas A&M .....	1976-80
Bebout, Nick (T), Wyoming .....	1973-75
Beckman, Brad (TE), Nebraska-Omaha .....	1989
Bell, Bill (PK), Kansas .....	1971-72
Bell, Kerwin (QB), Florida .....	1988
Belton, Willie (RB), Maryland St. ....	1971-72
Benish, Dan (DT), Clemson .....	1983-86
Bennett, Cornelius (LB), Alabama .....	1996
Benson, Cliff (TE), Purdue .....	1984-85
Benson, Duane (LB), Hamline .....	1972-73
Benson, Thomas (LB), Oklahoma .....	1984-85
Berry, Bob (QB), Oregon .....	1968-72
Bingham, Guy (C/G), Montana .....	1989-91
Birden, J.J. (WR), Oregon .....	1995-96
Bleick, Tom (S), Georgia Tech .....	1967
Bolden, Juran (CB), Mississippi Delta .....	1996
Bosley, Bruce (G), W Virginia .....	1969
Bowick, Tony (NT), UT/Chattanooga .....	1989
Bowling, Andy (LB), Virginia Tech .....	1967

Boyd, Sean (S), North Carolina .....	1996
Bramlett, John (LB), Memphis St. ....	1971
Brandon, David (LB), Memphis State .....	1996
Breitenstein, Bob (G/T), Tulsa .....	1969-70
Brett, Walt (G), Montana .....	1976
Brezina, Greg (LB), Houston .....	1968-69, 71-79
Britt, James (DB), LSU .....	1983-87
Brooks, Ethan (DT/OL) .....	1996
Brooks, Jonathan (LB), Clemson .....	1980
Broussard, Steve (RB), Washington St. ....	1990-93
Brown, Aaron (LB), Ohio State .....	1986-87
Brown, Charlie (WR), SC State .....	1985-87
Brown, Clay (TE), Brigham Young .....	1982
Brown, Greg (DE), Kansas State .....	1987-88
Brown, Ray (S), W Texas State .....	1971-78
Brown, Reggie (RB), Oregon .....	1982
Brown, Shannon (DT) .....	1996
Brown, Tyrone (WR), Toledo .....	1995-96
Bruce, Aundray (LB), Auburn .....	1988-91
Brunson, Mike (WR/RB), Arizona St. ....	1970
Bryan, Rick (DT), Oklahoma .....	1984-92
Bryant, Charles (RB), Allen .....	1969
Bryant, Warren (T), Kentucky .....	1978-83
Burke, Vern (WR), Oregon St. ....	1966
Burley, Gary (DT), Pittsburgh .....	1984
Burrough, John (DT), Wyoming .....	1995-96
Burrow, Ken (WR), San Diego St. ....	1971-75
Burson, Jimmy (CB/S), Auburn .....	1968
Bush, Devin (S), Florida State .....	1995-96
Butler, Bobby (CB), FSU .....	1981-92
Butler, Jim (RB), Edward Waters .....	1968-71
Byas, Rick (DB), Wayne St. ....	1974-80

### - C -

Cabral, Brian (LB), Colorado .....	1979
Cahill, Dave (DT), Northern Arizona .....	1969
Cain, Lynn (RB), USC .....	1979-84
Calland, Lee (CB), Louisville .....	1966-68
Camp, Reggie (DE), California .....	1988
Campbell, Scott (QB), Purdue .....	1986-90
Campbell, Sonny (RB), North Arizona .....	1970-71
Case, Scott (DB), Oklahoma .....	1984-94
Cash, Rick (DE), NE Missouri .....	1968
Casillas, Tony (DT), Oklahoma .....	1986-90
Cason, Wendell (DB), Oregon .....	1985-87
Cavness, Grady (CB), Texas-El Paso .....	1970
Cawley, Mike (QB), James Madison .....	1996
Cerne, Joe (C), Northwestern .....	1968
Chaffey, Pat (RB), Oregon St. ....	1991
Chapman, Mike (G), Texas .....	1984
Childs, Henry (TE), Kansas St. ....	1974
Chesson, Wes (WR), Duke .....	1971-73
Claridge, Dennis (QB), Nebraska .....	1966
Clark, Brel (S), Nebraska .....	1986-88

## ALL-TIME ROSTER

<p>Clark, Vinnie (CB), Ohio St. .... 1993-94                      Clayton, Stan (T/G), Penn State ..... 1988-89                      Coffey, Junior (RB), Washington ..... 1966-67, 69                      Cogdill, Gail (WR), Washington St. .... 1969-70                      Coia, Angelo (WR), USC ..... 1966                      Coleman, Lincoln (RB), Baylor ..... 1996                      Collins, Shawn (WR), N Arizona ..... 1989-91                      Collins, Sonny (RB), Kentucky ..... 1976                      Condren, Glen (DT), Oklahoma ..... 1969-72                      Conner, Darion (LB), Jackson State ..... 1990-93                      Cook, Ed (G), Notre Dame ..... 1966-67                      Cooper, Evan (DB), Michigan ..... 1988-89                      Cope, Jim (LB), Ohio ..... 1976                      Cordill, Olie (WR), Memphis St. .... 1968                      Correal, Chuck (C), Penn St. .... 1979-80                      Costello, Joe (LB), Central Connecticut ... 1986-88                      Cotrell, Ted (LB), Delaware Valley ..... 1969-70                      Cotton, Marcus (LB), USC ..... 1988-89                      Cox, Arthur (TE), Tex Southern ..... 1983-87                      Croudip, David (DB), San Diego State .... 1985-88                      Crowe, Larry (DB), Tex Southern ..... 1975                      Curran, Willie (WR), UCLA ..... 1982-84                      Curry, Buddy (LB), North Carolina ..... 1980-87</p> <p style="text-align: center;">- D -</p> <p>Dabney, Carlton (DT), Morgan St. .... 1968                      Daluiso, Brad (K), UCLA ..... 1991                      Davis, Antone (T), Tennessee ..... 1996                      Davis, Brad (RB), LSU ..... 1975                      Davis, Greg (K), Citadel ..... 1987-90                      Davis, Mitch (LB), Georgia ..... 1994                      Davis, Paul (LB), North Carolina ..... 1981-82                      Davis, Ron (DB), Tennessee ..... 1995                      Daykin, Tony (LB), Georgia Tech ..... 1979-81                      Denton, Tim (CB), Sam Houston St. .... 1996                      Dils, Steve (QB), Stanford ..... 1988                      Dimry, Charles (DB), UNLV ..... 1988-90                      Dinkins, Howard (LB), Florida St. .... 1992-93                      Dixon, Corey (WR), Nebraska ..... 1994                      Dixon, Floyd (WR), Stephen F. Austin .... 1986-91                      Dixon, Rich (LB), California ..... 1983                      Dodd, Al (WR), NW Louisiana St. .... 1973-74                      Doleman, Chris (DE), Pittsburgh ..... 1994-95                      Donaldson, Jeff (S), Colorado ..... 1991-93                      Donnelly, Rick (P), Wyoming ..... 1985-88                      Donohoe, Mike (TE), U-of-SF ..... 1968, 1970-71                      Dronelt, Shane (DT), Texas ..... 1996                      Dufour, Dan (C/G), UCLA ..... 1983-84                      Duich, Steve (G), San Diego St. .... 1968                      Dukes, Jamie (G), Florida State ..... 1986-93                      Dunaway, Dave (WR), Duke ..... 1968                      Dunn, Perry Lee (RB), Mississippi ..... 1965-68</p> <p style="text-align: center;">- E -</p> <p>East, Ron (DT), Montana St. .... 1976</p>	<p>Eastering, Ray (S), Richmond ..... 1972-79                      Eatman, Irv, (T), UCLA ..... 1994                      Eaton, Tracey (S), Portland St. .... 1991-93                      Eber, Rick (WR), Tulsa ..... 1968                      Edwards, Brad (S), South Carolina ..... 1994-96                      Eley, Monroe (RB), Arizona St. .... 1975-78                      Ellis, Clarence (CB), Notre Dame ..... 1972-74                      Emanuel, Bert (WR), Rice ..... 1994-96                      Emery, Larry (RB), Wisconsin ..... 1987                      Enderle, Dick (G), Minnesota ..... 1969-71                      Epps, Tory (NT), Memphis State ..... 1990-92                      Esposito, Mike (RB), Boston College ..... 1976-79                      Etter, Bob (K), Georgia ..... 1968-69                      Everett, Major (RB), Mississippi College ..... 1987</p> <p style="text-align: center;">- F -</p> <p>Farmer, Karl (WR), Pittsburgh ..... 1976-77                      Faumuina, Wilson (DT), San Jose St. .... 1977-81                      Favre, Brett (QB), So Miss ..... 1991                      Ferguson, Jim (C), USC ..... 1969                      Fields, Edgar (DT), Texas A&amp;M ..... 1977-80                      Fields, Scott (LB), Southern California ..... 1996                      Fishback, Joe (S), Carson-Newman ..... 1991-92                      Fitzgerald, Mike (CB/S), Iowa State ..... 1967                      Flatley, Paul (WR), Northwestern ..... 1968-69                      Flowers, Kenny (RB), Clemson ..... 1987, 1989                      Ford, Darryl (LB), New Mexico St. .... 1994                      Fortin, Roman (C), San Diego State ..... 1992-96                      Fortner, Larry (WB), Miami-Ohio ..... 1980                      Fralic, Bill (G/T), Pittsburgh ..... 1985-92                      Francis, Wallace (WR),                      Arkansas AM&amp;N ..... 1975-81                      Franklin, George (RB), Texas A&amp;I ..... 1978                      Freeman, Mike (CB/S), Fresno St. .... 1968-70                      Fritsch, Ted (C), St. Norbert ..... 1972-75                      Frye, David (LB), Purdue ..... 1983-85                      Fulhage, Scott (P), Kansas St. .... 1989-91</p> <p style="text-align: center;">- G -</p> <p>Gagliano, Bob (QB), Utah St. .... 1993                      Gaison, Blane (S), Hawaii ..... 1981-84                      Gallagher, Frank (G), N Carolina ..... 1973                      Gann, Mike (DE), Notre Dame ..... 1985-93                      Gardner, Moe (NT), Illinois ..... 1991-96                      Geathers, James (DT), Wichita St. .... 1993-95                      George, Jeff, (QB), Illinois ..... 1994-96                      George, Ron (LB), Stanford ..... 1993-96                      Gia Garcia, Jim (DE), Purdue ..... 1968                      George, Steve (DT), Houston ..... 1976                      Geredine, Thomas (WR),                      NE Missouri St. .... 1973-74                      Germany, Willie (S), Morgan St. .... 1972                      Giacomarro, Ralph (P), Penn State ..... 1983-85                      Gilbert, Lewis (TE), Florida ..... 1978-79                      Gilliam, John (WR), South Carolina St. .... 1976</p>
--	---

## ALL-TIME ROSTER

Gipson, Paul (RB), Houston ..... 1969-70  
 Glass, Glenn (WR), Tennessee ..... 1966  
 Glazebrook, Bob (DB), Fresno St. .... 1978-83  
 Goff, Willard (DT), W Texas St. .... 1985  
 Goldberg, Bill (NT), Georgia ..... 1992-94  
 Goodwin, Doug (RB), Maryland St. .... 1968  
 Gordon, Dwayne (LB), New Hampshire .... 1993-94  
 Gordon, Tim (S), Tulsa ..... 1987-90  
 Gotshalk, Len (T), Humboldt St. .... 1972-76  
 Green, Tim (LB), Syracuse ..... 1986-93  
 Greene, Tiger (DB), Western Carolina ..... 1985  
 Grimm, Dan (G/C), Colorado ..... 1966-68

### - H -

Haji-Sheikh, Ali (K), Michigan ..... 1986  
 Hall, Travis (DT), BYU ..... 1995-96  
 Halverson, Dena (LB), Washington ..... 1970  
 Hampton, Dave (RB), Wyoming ..... 1972-75  
 Hansen, Don (LB), Illinois ..... 1969-75  
 Harmon, Tom (G), Gus, Adolphus ..... 1967  
 Harper, John (LB), So Illinois ..... 1983  
 Harper, Roger (S), Ohio St. .... 1993-95  
 Harris, Bill (RB), Colorado ..... 1968  
 Harris, Leonard (WR), Texas Tech ..... 1994  
 Harris, Roy (DT), Florida ..... 1984-85  
 Harrison, Dennis (DE), Vanderbilt ..... 1986-87  
 Hart, Leo (QB), Duke ..... 1971  
 Hawkins, Alex (WR), South Carolina ..... 1966-67  
 Haworth, Steve (DB), Oklahoma ..... 1983-84  
 Havig, Dennis (G), Colorado ..... 1972-75  
 Hayes, Tom (CB), San Diego St. .... 1971-75  
 Haynes, Michael (WR), N Arizona ..... 1988-93  
 Hebert, Bobby (QB), NW Louisiana ..... 1993-96  
 Heck, Ralph (LB), Colorado ..... 1966-68  
 Heller, Ron (TE), Oregon St. .... 1989  
 Herman, Chuck (G), Arkansas ..... 1980  
 Herron, Mack (RB), Kansas St. .... 1975  
 Hester, Jessie (WR), FSU ..... 1988  
 Hettema, Dave (T), New Mexico ..... 1970  
 Heyward, Craig (RB), Pittsburgh ..... 1994-96  
 Higdon, Alex (TE), Ohio State ..... 1988  
 Hill, Drew (WR), Georgia Tech ..... 1992-93  
 Hilton, Roy (DE), Jackson St. .... 1975  
 Hinson, Billy (G), Florida ..... 1986  
 Hinton, Chris (T), Northwestern ..... 1990-93  
 Hodge, Floyd (WR), Utah ..... 1982-84  
 Holly, Bob (QB), Princeton ..... 1984-85  
 Holmes, Rudy (DE), Drake ..... 1974  
 Holt, Pierce (DL), Angelo St. .... 1993-95  
 Hoover, Houston (T), Jackson State ..... 1988-92  
 Houston, Harrison (WR), Florida ..... 1994  
 Howard, Ed (WR), Rice ..... 1995  
 Howe, Glen (T), So Mississippi ..... 1985-86  
 Howell, Pal (G), USC ..... 1979-83  
 Hudlow, Floyd (CB/S), Arizona ..... 1967-68

Hughes, Bob (DE), Jackson St. .... 1967-69  
 Humphrey, Claude (DE),  
 Tennessee State ..... 1968-74, 76-78  
 Hunter, John (T), BYU ..... 1989-91  
 Hunter, Scott (QB), Alabama ..... 1976-78  
 Huntley, Richard (RB), Winston-Salem ..... 1996  
 Hutchinson, Tom (WR), Kentucky ..... 1966

### - J -

Jack, Eric (CB), New Mexico ..... 1994-95  
 Jackson, Alfred (WR), Texas ..... 1978-84  
 Jackson, Ernie (CB), Duke ..... 1978  
 Jackson, Jeff (LB), Auburn ..... 1984-85  
 Jackson, Larron (G), Missouri ..... 1975-76  
 Jackson Robert (LB), Texas A&M ..... 1982  
 Jackson, Tyoka (DL), Penn State ..... 1994  
 James, John (P), Florida ..... 1972-81  
 Jenke, Noel (LB), Minnesota ..... 1972  
 Jenkins, Alfred (WR), Morris Brown ..... 1975-83  
 Jarvis, Ray (WR), Norfolk St. .... 1971-72  
 Jobko, Bill (LB), Ohio St. .... 1966  
 Johnson, Billy (WR), Widener ..... 1982-87  
 Johnson, D. J. (CB), Kentucky ..... 1994-96  
 Johnson, Kenny (DB), Mississippi St. .... 1980-86  
 Johnson, Norm (K) UCLA ..... 1991-94  
 Johnson, Randy (QB), Texas A&I ..... 1966-70  
 Johnson, Rudy (RB), Nebraska ..... 1966  
 Johnson, Tracy (RB), Clemson ..... 1990-91  
 Johnson, Udra (RB), W Virginia ..... 1989  
 Jones, Bob (WR), San Diego St. .... 1969  
 Jones, Bob (DB), Virginia Union ..... 1975-76  
 Jones, Earl (DB), Norfolk St. .... 1980-83  
 Jones, Jerry (DT), Bowling Green ..... 1966  
 Jones, Joey (WR), Alabama ..... 1986  
 Jones, June (QB), Portland St. .... 1977-79  
 Jones, Keith (RB), Illinois ..... 1989-92  
 Jones, Tony (WR), Texas ..... 1992  
 Jordan, Brian (S), Richmond ..... 1989-91

### - K -

Kay, Rick (LB), Colorado ..... 1977  
 Kelly, Todd (DE), Tennessee ..... 1996  
 Kendrick, Vince (RB), Florida ..... 1974-75  
 Kenn, Mike (T), Michigan ..... 1978-94  
 Kennedy, Lincoln (G/T), Washington ..... 1993-95  
 Kiewel, Jeff (G), Arizona ..... 1985-87  
 Kindel, Gregg (G), Tennessee St. .... 1976  
 Kirouac, Lou (G/K), Boston College ..... 1966-67  
 Klein, Perry (QB), C.W. Post ..... 1994-95  
 Knight, Leander (CB), Montclair St. .... 1988  
 Koeper, Rich (T), Oregon State ..... 1966  
 Komlo, Jeff (QB), Delaware ..... 1982  
 Kramer, Erik (QB), N Carolina St. .... 1987  
 Kraynak, Rich (LB), Pittsburgh ..... 1987  
 Krepfle, Keith (TE), Iowa St. .... 1982

## ALL-TIME ROSTER

Kuechenberg, Rudy (LB), Indiana ..... 1971  
 Kunz, George (T), Notre Dame ..... 1969-74  
 Kupp, Jake (G), Washington ..... 1967  
 Kuykendall, Fulton (LB), UCLA ..... 1975-84

### - L -

Lamb, Ron (RB), South Carolina ..... 1972  
 Landrum, Mike (TE), So Miss ..... 1984  
 Lang, Gene (RB), LSU ..... 1988-90  
 Laughlin, Jim (LB), Ohio St. .... 1980-82-87  
 Layan, Al (S), Colorado St. U ..... 1969-70  
 Lawrence, Kent (WR), Georgia ..... 1970  
 Lawrence, Roland (DB), Tabor ..... 1973-80  
 Le Bel, Harper (TE), Col St. .... 1991-96  
 Ledbetter, Monte (WR), NW Louisiana ..... 1969  
 Lee, Bob (WR), Minnesota ..... 1969  
 Lee, Bob (QB), Pacific ..... 1973-74  
 Lee, Danzell (TE), Lamar ..... 1988  
 Lee, Dwight (RB), Michigan St. .... 1968  
 Lee, Ron (OL), Baylor ..... 1983  
 Lemmerman, Bruce (QB), San Fern. Val. .... 1968-69  
 Lens, Greg (DT), Trinity Texas ..... 1970-71  
 Levenick, Dave (LB), Wisconsin ..... 1983-84  
 Lewis, Mike (DT), Arkansas AM&N ..... 1971-79  
 Linden, Errol (T), Houston ..... 1966-68  
 Logan, Ernie (DE), East Carolina ..... 1993  
 Loneker, Keith (G), Kansas ..... 1996  
 Long, Bob (WR), Wichita State ..... 1968  
 Lothridge, Billy (P/S), Georgia Tech ..... 1966-71  
 Loveall, Calvin (CB), Idaho ..... 1988  
 Luckhurst, Mick (K), California ..... 1981-87  
 Lyles, Robert (LB), TCU ..... 1990-91  
 Lyons, Mitch (TE), Michigan State ..... 1993-96

### - M -

Mabra, Ron (DB), Howard ..... 1975-76  
 Mack, Red (WR), Notre Dame ..... 1966  
 Malancon, Rydell (LB), Louisiana State ..... 1984  
 Mallory, John (S), West Virginia ..... 1967  
 Malone, Art (RB), Arizona State ..... 1970-74  
 Mankins, Jim (RB), Florida State ..... 1967  
 Manning, Rosie (T), NE Oklahoma ..... 1972-75  
 Marchewski, Frank (C), Minnesota ..... 1966-68  
 Marshall, Randy (DE), Linfield ..... 1970-71  
 Marshall, Rich (DT), Stephen F Austin ..... 1966  
 Martin, Billy (TE), Georgia Tech ..... 1966-67  
 Martin, Charles (NT), Livingston ..... 1988  
 Marx, Greg (DT), Notre Dame ..... 1973  
 Mathis, Terance (WR), New Mexico ..... 1994-96  
 Matlock, John (C), Miami ..... 1970-71  
 Matthews, Al (TE), Vanderbilt ..... 1983-85  
 Matthews, Aubrey (WR), Delta State ..... 1986-88  
 Matthews, Clay (LB), Southern Cal ..... 1994-96  
 Matthews, Henry (RB), Michigan St. .... 1973

Mauer, Andy (G), Oregon ..... 1970-73  
 Maxie, Brett (S), Texas Southern ..... 1994  
 Mayberry, James (RB), Colorado ..... 1979-81  
 Mazzetti, Tim (K), Pennsylvania ..... 1978-80  
 McCarthy, Brendan (RB), Boston Col ..... 1968  
 McCartney, Ron (LB), Tennessee ..... 1977-79  
 McCauley, Tom (S/WR), Wisconsin ..... 1969-71  
 McClain, Dewey (LB), E Central Univ ..... 1976-80  
 McCrary, Greg (TE), Clark ..... 1975-77  
 McDermott, Gary (RB), Tulsa ..... 1969  
 McDonald, Tommy (WR), Oklahoma ..... 1967  
 McFadden, Paul (K), Youngstown State ..... 1989  
 McGee, Molly (RB), Rhode Island ..... 1974  
 McGill, Lenny (CB), Arizona State ..... 1996  
 McInnis, Hugh (TE), So Mississippi ..... 1966  
 McIntyre, Secedrick (RB), Auburn ..... 1977  
 McKinnely, Phil (T), UCLA ..... 1976-80  
 McKyer, Tim (CB), Tex-Arlington ..... 1991-92, '96  
 McMillon, Steve (CB) Wyoming ..... 1989  
 McQuilken, Kim (QB), Lehigh ..... 1974-77  
 Merrow, Jeff (DE), W Virginia ..... 1975-83  
 Metcalf, Eric (WR/RB), Texas ..... 1995-96  
 Meyers, Eddie (RB), Navy ..... 1982  
 Mialik, Larry (TE), Wisconsin ..... 1972-74  
 Miano, Rich (S), Hawaii ..... 1995  
 Middleton, Ron (TE), Auburn ..... 1986-87  
 Mike-Mayer, Nick (K), Temple ..... 1973-77  
 Mikeska, Russ (TE), Texas A&M ..... 1979-83  
 Millen, Hugh (QB), Washington ..... 1988-90  
 Miller, Brett (T), Iowa ..... 1983-88  
 Miller, Chris (QB), Oregon ..... 1987-92  
 Miller, Jim (G) Iowa ..... 1971-72, 74  
 Miller, Junior (TE), Nebraska ..... 1980-83  
 Miller, Nate (OL), Louisiana State ..... 1995-96  
 Milling, James (WR), Maryland ..... 1991-92  
 Mims, David (WR), Baylor ..... 1993-94  
 Mitchell, Brian (CB), BYU ..... 1991-92  
 Mitchell, Ken (LB), UNLV ..... 1973-74  
 Mitchell, Jim (TE), Prairie View ..... 1969-79  
 Mitchell, Leonard (T), Houston ..... 1987  
 Mitchell, Roland (CB), Texas Tech ..... 1990  
 Montgomery, Alton (S), Houston ..... 1993-95  
 Montgomery, Marv (T), USC ..... 1978  
 Moore, Robert (S), Northwestern St. .... 1986-89  
 Moore, Tom (RB), Vanderbilt ..... 1967  
 Moriarty, Tom (S), Bowling Green ..... 1977-79, 81  
 Moroski, Mike (QB), Cal-Davis ..... 1979-84  
 Morris, Larry (LB), Georgia Tech ..... 1966  
 Mraz, Mark (DE), Utah State ..... 1987  
 Musser, Neal (LB), NC State ..... 1981-83

### - N -

Nagle, Browning (QB), Louisville ..... 1995-96  
 Neal, Louis (WR), Prairie View ..... 1973-74

## ALL-TIME ROSTER

Nobis, Tommy (LB), Texas ..... 1966-76  
 Nofsinger, Terry (QB), Utah ..... 1967  
 Norton, Jim (DT/DE), Washington ..... 1967-68

### - O -

Odomes, Nate (CB), Wisconsin ..... 1996  
 Ogden, Ray (TE), Alabama ..... 1967-68  
 Ortega, Ralph (LB), Florida ..... 1975-78  
 Oswald, Paul (G), Kansas ..... 1988  
 Owens, Dan (DT), Southern California ..... 1996

### - P -

Pahukoa, Jeff (G/T), Washington ..... 1995-96  
 Palmer, Dick (LB), Kentucky ..... 1974  
 Paterra, Greg (RB), Slippery Rock ..... 1989  
 Patton, Ricky (RB), Jackson St. .... 1978  
 Pearson, Dennis (WR), San Diego St. .... 1978-79  
 Pellegrini, Joe (C), Harvard ..... 1984-86  
 Pegram, Eric (RB), N Tex St. .... 1991-94  
 Pennywell, Robert (LB), Grambling ..... 1977-80  
 Perko, Mike (DT), Utah St. .... 1982  
 Phillips, Anthony (CB), Texas A&M ..... 1994-96

Phillips, Jason (WR) Houston ..... 1991-93  
 Phillips, Ray (LB), North Carolina St. .... 1986  
 Pickens, Bruce (CB), Nebraska ..... 1992  
 Pillers, Lawrence (DT), Alcorn State ..... 1985  
 Pitts, Mike (DE), Alabama ..... 1983-86  
 Pleasant, Reggie (DB), Clemson ..... 1985  
 Plummer, Tony (S), Pacific ..... 1971-73  
 Poage, Ray (TE) Texas ..... 1971  
 Preston, Roell (WR), Mississippi ..... 1995-96  
 Pridemore, Tom (S), West Virginia ..... 1978-85  
 Primus, James (RB), UCLA ..... 1988-89  
 Pringle, Mike (RB), Cal State-Fullerton ..... 1990  
 Pritchard, Mike (WR), Colorado ..... 1992-93  
 Pritchett, Billy Ray (RB), W. Texas St. .... 1976-77  
 Pritchett, Wes (LB), Notre Dame ..... 1991  
 Profit, Joe (RB), NE Louisiana ..... 1971-73  
 Provence, Andrew (DT), S Carolina ..... 1983-87

### - R -

Rade, John (LB), Boise St. .... 1983-92  
 Radloff, Wayne (C), Georgia ..... 1986-89  
 Rassas, Nick (S), Notre Dame ..... 1966-68  
 Ray, Eddie (RB), LSU ..... 1972-74  
 Ray, Terry (S), Oklahoma ..... 1992  
 Reaves, Ken (CB), Norfolk St. .... 1966-73  
 Rector, Ron (RB), Northwestern ..... 1966-67  
 Redding, Reggie (T), Cal St. Ful ..... 1991  
 Redmond, Rudy (CB), Pacific ..... 1969-71  
 Reed, Frank (DB), Washington ..... 1976-80  
 Reed, Oscar (RB), Colorado State U ..... 1975  
 Reid, Michael (LB), Wisconsin ..... 1987-92

Reese, Guy (DT), SMU ..... 1966  
 Renfro, Gilbert (QB), Tenn St. .... 1990  
 Richards, Bobby (DE), LSU ..... 1966-67  
 Richards, Dave (G), UCLA ..... 1994-96  
 Richardson, Al (LB), Georgia Tech ..... 1980-85  
 Richardson, Jerry (CB/S), W Texas St. .... 1966-67  
 Riddick, Louis (S), Pittsburgh ..... 1992, '96  
 Ridlehuber, Preston (RB), Georgia ..... 1966  
 Riggles, Bob (S), Penn State ..... 1966-67  
 Riggs, Gerald (RB), Arizona St. .... 1982-88  
 Rison, Andre (WR), Mich St. .... 1990-94  
 Ritcher, Jim (G), North Carolina St. .... 1994-95  
 Roberts, Gary (G), Purdue ..... 1970  
 Roberts, George (P), Virginia Tech ..... 1982  
 Roberts, Guy (LB), Maryland ..... 1976  
 Robinson, Bo (RB), W Texas St. .... 1981-83  
 Robison, Tommy (G), Texas A&M ..... 1989  
 Rogers, Doug (DE), Stanford ..... 1982  
 Rogers, Joe (WR), Texas Southern ..... 1994  
 Roques, Burnell (WR), Claremont ..... 1996  
 Ross, Kevin (CB), Temple ..... 1994-95  
 Rozier, Mike (RB), Nebraska ..... 1990-91  
 Rubke, Karl (DT), USC ..... 1966-67  
 Ruether, Mike (C), Texas ..... 1990-93  
 Rushing, Marion (LB), So Illinois ..... 1966-68  
 Russ, Carl (LB), Michigan ..... 1975  
 Ryckman, Billy (WR), Louisiana Tech ..... 1977-79  
 Ryczek, Paul (C), Virginia ..... 1974-79

### - S -

Sabatino, Bill (DT), Colorado ..... 1969  
 Sadowski, Troy (TE), Georgia ..... 1990  
 Sandeman, Bill (T), Pacific ..... 1967-73  
 Sanders, Bob (LB), N Texas St. .... 1967  
 Sanders, Deion (CB), Florida St. .... 1989-93  
 Sanders, Eric (T), Nevada-Reno ..... 1981-86  
 Sanders, Ricky (WR), SW Texas St. .... 1994-95  
 Sauer, Craig (LB), Minnesota ..... 1996  
 Scales, Charlie (RB), Indiana ..... 1966  
 Schmidt, Roy (G/T), Long Beach St. .... 1969  
 Schonert, Turk (QB), Stanford ..... 1986  
 Scott, Dave (T), Kansas ..... 1976-82  
 Scott, Freddie (WR), Penn State ..... 1996  
 Scully, John (C), Notre Dame ..... 1981-90  
 Seay, Virgil (WR), Troy St. .... 1984  
 Settle, John (RB), Appalachian ..... 1987-90  
 Sharp, Dan (TE), Texas Christian ..... 1987  
 Shay, Jerry (DT), Purdue ..... 1968-69  
 Shears, Larry (CB), Lincoln, Mo ..... 1971  
 Shelley, Elbert (S), Arkansas State ..... 1987-96  
 Sherlag, Bob (WR), Memphis St. .... 1966  
 Shiner, Dick (QB), Maryland ..... 1971-73  
 Sidle, Jimmy (TE/RB), Auburn ..... 1966  
 Sieminski, Chuck (DT), Penn State ..... 1966-67

## ALL-TIME ROSTER

<p>Silvestri, Carl (CB-S), Wisconsin ..... 1966            Simeta, Mike (DT), Kansas St. .... 1983            Simmons, Jerry (WR).                Bethune-Cookman ..... 1967-69            Simon, Jim (G/T), Miami ..... 1966-68            Sims, Joe (T), Nebraska ..... 1991            Sloan, Steve (QB), Alabama ..... 1966-67            Small, Gerald (CB), San Jose St. .... 1984            Small, John (DT), Citadel ..... 1970-72            Smigelsky, Dave (P), Virginia Tech ..... 1982            Smith, Chuck (DE), Tennessee ..... 1992-96            Smith, Don (DE), Miami ..... 1979-84            Smith, Mike (WR), Grambling ..... 1980            Smith, Ralph (TE), Mississippi ..... 1969            Smith, Reggie (WR), NC Central ..... 1980-81            Smith, Ron (CB/WR), Wisconsin ..... 1966-67            Smith, Royce (G), Georgia ..... 1974-76            Smith, Tony (RB), Southern Miss. .... 1992-94            Smith, Vinson (LB), E Carolina ..... 1988            Snider, Malcolm (G), Stanford ..... 1969-71            Snyder, Todd (WR), Ohio U ..... 1970-72            Sobocinski, Phil (C), Wisconsin ..... 1968            Solomon, Jesse (LB), Florida St. .... 1992            Spencer, Darryl (WR), Miami-Fla ..... 1994-95            Spiller, Phil (S), Cal State-LA ..... 1968            Spiva, Andy (LB), Tennessee ..... 1977            Spivey, Mike (CB), Colorado ..... 1982            Stamps, Sylvester (WR), Jackson St. .... 1984-88            Stanback, Haskel (RB), Tennessee ..... 1974-79            Stanciel, Jeff (RB), Miss Valley ..... 1969            Steinfort, Fred (PK), Boston College ..... 1977-78            Stewart, Steve (LB), Minnesota ..... 1978            Stinson, Lemuel (CB), Texas Tech ..... 1993            Strahan, Art (DT), Texas Southern ..... 1968            Strong, Ray (RB), Nevada/Las Vegas .... 1978-82            Stryzinski, Dan (P), Indiana ..... 1995-96            Styles, Lorenzo (LB), Ohio State ..... 1995-96            Suchy, Larry (CB), Mississippi College ..... 1968            Sullivan, Jim (DE), Lincoln, MO ..... 1970            Sullivan, Pat (QB), Auburn ..... 1972-75            Szczecko, Joe (DT), Auburn ..... 1966-68</p>	<p>Thomas, Chuck (G), Oklahoma ..... 1985            Thomas, George (WR), Nevada-Las Vegas ... 1989-92            Thomas, Sean (DB), TCU ..... 1985            Thompson, Woody (RB), Miami ..... 1975-77            Tilleman, Mike (DT), Montana ..... 1973-76            Tinker, Gerald (WR), Kent State ..... 1974-75            Tippins, Ken (LB), MTSU ..... 1990-95            Tobeck, Robbie (C), Washington St. .... 1993-96            Tolleson, Tommy (WR), Alabama ..... 1966            Tolliver, Billy Joe (QB), Texas Tech .. 1991-93, '96            Toloumu, David (RB), Hawaii ..... 1982            Traynham, Wade (K), Frederick ..... 1966-67            Tuggle, Jessie (LB), Valdosta State ..... 1987-96            Turner, Jimmy (CB), UCLA ..... 1986-87            Tutson, Tom (DB), SC State ..... 1983            Tuttle, Perry (WR), Clemson ..... 1984            Tyner, Scott (P), Oklahoma State ..... 1994            Tyrrell, Tim (RB), No. Illinois ..... 1984-86</p>
- V -	
<p>Van Note, Jeff (C), Kentucky ..... 1969-86            Verdin, Clarence (KR), SW Louisiana ..... 1994            Vinson, Tony (RB), Towson State ..... 1995            Vinyard, Kenny (K), Texas Tech ..... 1970</p>	
- W -	
<p>Wages, Harmon (RB), Florida ..... 1968-71, 73            Wagoner, Danny (DB), Kansas ..... 1985            Walker, Chuck (DT), Duke ..... 1972-75            Walker, Cleo (LB), Louisville ..... 1971            Walker, Darnell (CB), Oklahoma ..... 1993-96            Wallace, Anthony (RB), California ..... 1993            Warwick, Lonnie (LB), Tenn Tech ..... 1973-74            Washington, Charles (S), Cameron ..... 1992-94            Washington, Joe (RB), Oklahoma ..... 1985            Washington, Joe (RB), Illinois St. .... 1973            Washington, Ronnie (LB), NE Louisiana St. ... 1985            Waskiewicz, Jim (C), Wichita St. .... 1969            Weatherford, Jim (S), Tennessee ..... 1969            Weatherley, Jim (C), None ..... 1976            Wheelwright, Ernie (RB), So. Illinois ..... 1966-67            Whisenhunt, Ken (TE), Georgia Tech ..... 1985-88            White, Lyman (LB), LSU ..... 1981-82            Whitfield, Bob (OT), Stanford ..... 1992-96            Whitlow, Bob (C), Arizona ..... 1966            Wilkes, Reggie (LB), Georgia Tech ..... 1986-87            Wilkins, Gary (TE), Georgia Tech ..... 1988-91            Williams, Clay (T), Indiana ..... 1996            Williams, Gene (G/T), Iowa State ..... 1996            Williams, Joel (LB), Wis/LaCrosse ... 1979-82, 86-89            Williams, Keith (RB), SW Missouri ..... 1986            Williams, Richard (RB) Memphis St. .... 1983            Williams, Sam (DE), Michigan State ..... 1966-67            Williams, Thomas (DE), Wyoming ..... 1994</p>	
- T -	
<p>Talbert, Don (T), Texas ..... 1966-68            Talley, Darryl (LB), West Virginia ..... 1995            Tate, Rodney (RB), Texas ..... 1984            Taylor, Johnnie (LB), Hawaii ..... 1984-86            Taylor, Malcom (DE), Tennessee St. .... 1989            Taylor, Terry (CB), Southern Illinois ..... 1995            Teague, Matthew (DE), Prairie View ..... 1981            Ten Napel, Garth (LB), Texas A&amp;M ..... 1978            Thaxton, Galand (LB), Wyoming ..... 1989            Thielemann, RC (G), Arkansas ..... 1977-84            Thomas, Ben (DE), Auburn ..... 1989</p>	

## ALL-TIME ROSTER

Willig, Matt (T/G), Southern California .....	1996	Wright, John (WR), Illinois .....	1968
Willis, Mitch (DT), SMU .....	1988	Wright, Nate (S), San Diego St. ....	1969
Wilson, Brenard (S), Vanderbilt .....	1987	- Y -	
Wilson, Jim (C), Georgia .....	1967	Yarno, George (C/G), Wash St. ....	1988
Wilson, Wade (QB), East Texas St. ....	1992	Yeates, Jeff (DT), Boston College .....	1976-84
Windauer, Bill (DT), Iowa .....	1976	Young, Ben (TE), UT-Arlington .....	1983
Winkler, Randy (G), Tarleton St. ....	1968	- Z -	
Woerner, Scott (S), Georgia .....	1981	Zackery, Tony (DB), Washington .....	1989
Wolski, Bill (RB), Notre Dame .....	1966	Zandofsky, Mike (G), Washington .....	1994-96
Wood, Bo (DE), North Carolina .....	1967	Zeke, Mike (DT), Kent .....	1979-83
Woodberry, Dennis (CB),		Zgonina, Jeff (DT), Purdue .....	1996
Southern Arkansas .....	1986	Zook, John (DE), Kansas .....	1969-75
Wright, James (TE), Texas Christian .....	1978-79		

## FALCONS DRAFT CHOICES

### 1966

1. Tommy Nobis, LB (1) ..... Texas
- Randy Johnson, QB (15) ..... Texas A&I
2. Nick Rassas, S ..... Notre Dame
- Jerry Jones, T ..... Bowling Green
3. Mike Dennis, RB ..... Mississippi
- Phil Sheridan, TE ..... Notre Dame
4. Ken Reaves, CB ..... Norfolk State
- Bill Asbury, RB ..... Kent State
5. Bill Wolski, RB ..... Notre Dame
- Martin Kahn, T ..... N. Texas State
6. Charlie Casey, WR ..... Florida
7. Bill Johnson, RB ..... Suwanee
8. Bill Goss, LB ..... Tulane
9. Bob Sanders, C ..... N. Texas State
10. Mike Bender, G ..... Arkansas
11. Steve Sloan, QB ..... Alabama
12. Ken Hollister, T ..... Indiana
13. Bob Collins, T ..... South Carolina
14. Steve Ecker, P ..... Shippensburg State
15. Tommy Tolleson, WR ..... Alabama
16. Jim Vining, G ..... Rice
17. Lurley Archambeau, C ..... Toledo
18. Doug Korver, C ..... State Col. of Iowa
19. Walt Mainer, CB-S ..... Xavier
20. Bob Riggie, S ..... Penn. State

### 1967

1. Choice traded to San Francisco
2. Leo Carroll, DE (31) ..... San Diego State
3. Jimmy Jordan, RB ..... Florida
4. Choice traded to Cleveland
5. Bill Delaney, TE ..... Amer. Internat'l.
- Randy Matson, DE ..... Texas A&M  
(from San Francisco)
6. Choice traded to Baltimore
- Gene Snipes, WR ..... Elizabeth City  
(from Los Angeles)
- Martine Bercher, CB-S ..... Arkansa  
(from Baltimore)
7. Corey Colehour, QB ..... North Dakota
8. Choice traded to Washington
9. Bob Moten, WR ..... Bishop, Tex.

10. Dick Schafroth, T ..... Iowa
11. John Walker, LB ..... Jackson State
12. Bill Gentry, LB ..... North Carolina State
13. Sandor Szabo, K ..... Ithaca
14. Tom Bryan, RB ..... Auburn
15. Al Nicholas, RB ..... Sacramento State
16. Larry Chester, CB-S ..... Allen
17. Bill Buckner, QB ..... Delta State

### 1968

1. Claude Humphrey, DE (3) ..... Tenn. St.
2. Carlton Dabney, DT ..... Morgan State
- John Wright, WR ..... Illinois  
(from Green Bay through Los Angeles)
3. Choice traded to Chicago
4. Choice traded to St. Louis
5. Choice traded to Washington
6. Jim Hagle, RB ..... So. Methodist
- Joe Wynns, CB-S ..... S. Carolina State  
(from Pittsburgh)
- Rick Eber, WR ..... Tulsa  
(from Baltimore)
7. Choice traded to Minnesota
8. Ray Jeffords, TE ..... Georgia
9. Henry Holland, C ..... No. Texas State
10. Mike Tomasini, DT ..... Colorado State
11. Greg Brezina, LB ..... Houston
12. A.J. Vaughan, RB ..... Wayne State
13. Bill Harris, RB ..... Colorado
14. Joe Polk, RB ..... Livingstone, N.C.
15. Don Bean, WR ..... Houston
16. Roy Hall, T ..... San Jose State
17. Jim Schmidt, CB-S ..... San Francisco

### 1969

1. George Kunz, T (2) ..... Notre Dame
2. Paul Gipson, RB ..... Houston
3. Malcolm Snider, G ..... Stanford
- Jon Sandstrom, G ..... Oregon State  
(from N.Y. Giants through Los Angeles)
4. Jim Mitchell, TE ..... Prairie View
- Dicky Lyons, RB ..... Kentucky  
(from Baltimore)

## FALCONS DRAFT CHOICES

5. Choice traded to Minnesota  
Tony Pleviak, DT ..... Illinois  
(from Dallas through Baltimore)
6. Choice traded to Los Angeles  
Wally Oyler, CB-S ..... Louisville  
(from Detroit)
7. Dick Enderle, G ..... Minnesota  
Ted Cottrell, LB ..... Delaware Valley  
(from Detroit)
8. Jim Callahan, WR ..... Temple
9. Choice traded to Baltimore
10. Jeff Stanciel, RB ..... Miss. Valley
11. Jeff Van Note, C ..... Kentucky
12. Denver Samples, DE ..... Texas-El Paso
13. Harry Carpenter, G ..... Tennessee State
14. Billy Hunt, CB-S ..... Kansas
15. Jim Weatherford, S ..... Tennessee
16. Ed Hughes, RB ..... Texas Southern
17. Paul Williams, WR ..... California

### 1970

1. John Small, LB (12) ..... Citadel
2. Art Malone, RB ..... Arizona State
3. Andy Maurer, G ..... Oregon  
Todd Synder, WR ..... Ohio U.  
(from N.Y. Giants)
4. Paul Reed, T ..... Johnson C. Smith  
(from Philadelphia)  
Choice traded to St. Louis
5. Bruce Van Ness, RB ..... Rutgers  
(from Philadelphia through N.Y. Giants)  
Ken Mendenhall, C ..... Oklahoma
6. Mack Herron, RB ..... Kansas State  
Jade Butcher, WR ..... Indiana  
(from Washington)  
Randy Marshall, DE ..... Linfield  
(from Los Angeles)
7. Choice traded to Los Angeles  
Gary Orcutt, WR ..... S. California  
(from N.Y. Giants)
8. Larry Brewer, TE ..... Louisiana Tech  
(from N.Y. Giants)  
Seth Miller, S ..... Arizona State
9. Roy Robinson, CB-S ..... Montana
10. Jim Hatcher, CB-S ..... Kansas
11. Mike Brunson, WR-RB ..... Arizona State
12. Lonnie Holton, RB ..... Northern Michigan
13. Rick Stepanek, DT ..... Iowa
14. Chuck Wald, WR ..... No. Dakota State
15. Keith Mauney, CB-S ..... Princeton
16. Steve Parnell, WR ..... Massachusetts
17. Bill Bell, K ..... Kansas

### 1971

1. Joe Profit, RB (7) ..... N.E. Louisiana
2. Ken Burrow, WR ..... San Diego State
3. Leo Hart, QB ..... Duke
4. Mike Potchad, DT ..... Pittsburg State
5. Ray Jarvis, WR ..... Norfolk State
6. Tom Hayes, CB ..... San Diego State  
Ray Brown, S ..... West Texas State

- (from N.Y. Giants) ..... 7.
- Wes Chesson, WR ..... Duke
8. Dennis Havig, G ..... Colorado
9. Alvin Griffin, WR ..... Tuskegee
10. Faddie Tillman, DE ..... Boise State
11. Larry Shears, CB-S ..... Lincoln, Mo.
12. Ronny Lowe, WR ..... Fort Valley State
13. Dan Crooks, CB-S ..... Wisconsin
14. Deryl Comer, TE ..... Texas
15. Wallace Clark, RB ..... Auburn
16. Lindsey James, RB-TE ..... San Diego St.
17. Willie Martin, RB ..... Johnson C. Smith

### 1972

1. Clarence Ellis, S (15) ..... Notre Dame
2. Pat Sullivan, QB ..... Auburn  
(from Philadelphia through Detroit)  
Steve Okoniewski, T ..... Montana  
(from Detroit)  
Roosevelt Manning, DT ..... N.E. Okla.
3. Les Goodman, RB ..... Yankton, S.D.
4. Andy Howard, DT ..... Grambling
5. Bill Taylor, RB ..... Michigan  
(from Buffalo)  
Ralph Cindrich, LB ..... Pittsburgh
6. Mike Perletti, P-S ..... Minnesota  
(from New England through N.Y. Giants)  
Fred Riley, WR ..... Idaho  
(choice reacquired from New Orleans)
7. Lance Moon, RB ..... Wisconsin
8. Hank Brandon, RB ..... Southern U.
9. Ray Easterling, S ..... Richmond
10. Choice traded to St. Louis
11. Jack Phillips, WR ..... Grambling
12. Larry Mialik, TE ..... Wisconsin
13. Henry Sovio, TE ..... Hawaii
14. Tom Chardler, LB ..... Minnesota
15. Oscar Jenkins, CB ..... Virginia Union
16. Larry Butler, LB ..... Stanford
17. Bill Holland, RB ..... So. California

### 1973

1. Choice traded to Houston
2. Greg Marx, DT (39) ..... Notre Dame
3. Choice traded to San Diego through Oakland
4. Thomas Geredine, WR ..... N.E. Mo. State
5. Choice traded to Washington
6. Nick Bebout, T ..... Wyoming
7. George Campbell, CB ..... Iowa St.
8. Tom Reed, G ..... Arkansas
9. Russ Ingram, C ..... Tex. Tech
10. Nick Mike-Mayer, K ..... Temple
11. Byron Buelow, DB ..... LaCrosse, Wis.
12. Mike Samples, DT ..... Drake
13. Chris Stecher, T ..... Claremont-Mudd
14. John Madeya, QB ..... Louisville
15. Tom Gage, DB ..... Lamar Tech
16. Rufus Ferguson, RB ..... Wisconsin
17. Jim Hodge, WR ..... Arkansas

## FALCONS DRAFT CHOICES

### 1974

1. Traded choice and quarterback Bob Berry to Minnesota for veterans Bob Lee, a quarterback, and linebacker Lonnie Warwick.
2. Gerald Tinker, WR (44) ..... Kent State
3. Kim McQuilken, QB ..... Lehigh
4. Maurice Spencer, DB ..... N. Carolin Central
5. Vince Kendrick, RB ..... Florida
6. Henry Childs, TE ..... Kansas State
7. Monroe Eley, RB ..... Ariz. State
8. Doyle Orange, RB ..... Southern Miss.
9. James Cooze, T ..... Michigan
10. Choice to Green Bay through New Orleans
11. Larry Bailey, DT ..... Pacific
12. Paul Ryczek, C ..... Virginia
13. Eddie Wilson, WR ..... Albany State
14. Vic Koegel, LB ..... Ohio State
15. Ralph Powell, RB ..... Nebraska
16. John Givens, G ..... Villanova
17. Willie Jones, WR ..... Iowa State
18. Sylvester McGee, RB ..... Rhode Island
19. Al Davis, G-T ..... Boise State

### 1975

1. Steve Bartkowski, QB (1) ..... California
2. Ralph Ortega, LB ..... Florida
3. Woody Thompson, RB ..... Miami
4. John Nessel, G ..... Penn. State
5. Greg McCrary, TE ..... Clark
6. Fulton Kuykendall, LB ..... UCLA
7. Doug Payton, G ..... Colorado
8. Mike Esposito, RB ..... Boston College
9. Brent Adams, T ..... Univ. Tenn./Hooga
10. Brad Davis, RB ..... LSU
11. Marshall Mills, WR ..... West Virginia
12. Jeff Merrow, DT ..... West Virginia
13. Alonza Pickett, T ..... Texas Southern
14. Carl Russ, LB ..... Michigan
15. Steve Robinson, DT ..... Tuskegee
16. Jimmy Robinson, WR ..... Georgia Tech
17. Steve Knutson, G ..... Southern Cal.
18. Mitch Anderson, QB ..... Northwestern

### 1976

1. Bubba Bean, RB (9) ..... Texas A&M
2. Sonny Collins, RB ..... Kentucky
3. Dave Scott, T ..... Kansas
4. Walt Brett, DE ..... Montana
5. Traded to Minnesota
6. Stan Varner, DT ..... Brigham Young
7. Karl Farmer, WR ..... Pittsburgh
8. Frank Reed, DB ..... Washington
9. Phil McKinnely, T ..... UCLA
10. No Selection
11. Chuck Brislin, T ..... Mississippi State
12. Pat Bolton, K ..... Montana State
13. Mike Williams, T ..... Florida
14. Mark Husfloen, DE ..... Washington State
15. Ron Olson, DB ..... Washington
16. Pat Curto, LB ..... Ohio State
17. Tony Green, DB ..... Texas Tech

### 1977

1. Warren Byrant, OT (6) ..... Kentucky
2. Wilson Faumuina, DT (20) ..... San Jose State
3. R.C. Thielemann, OG-C ..... Arkansas
4. Edgar Fields, DT-DE ..... Texas A&M
5. Allan Leavitt, KS ..... Georgia
6. Shelton Diggs, WR ..... So. California
7. Keith Jenkins, DB ..... Cincinnati
8. No selection
9. Walter Packer, WR ..... Mississippi State
10. John Maxwell, OT ..... Boston College
11. Robert Spear, DE ..... Arkansas State
12. Billy Ryckman, WR ..... Louisiana Tech
13. Dave Farmer, RB ..... Southern California
14. Don Parrish, DE ..... Pittsburgh

### 1978

1. Mike Kenn, OT (13) ..... Michigan
2. Steve Stewart, LB ..... Minnesota
3. Stan Waldemore, OG ..... Nebraska
4. Brian Cabral, LB ..... Colorado
5. Dennis Pearson, WR ..... San Diego St.
6. Rodney Parker, WR ..... Tennessee St.
7. Alfred Jackson, WR ..... Texas
8. James Wright, TE ..... Texas Christian
9. David Adkins, LB ..... Ohio St.
10. David Williams, DB ..... Tennessee-Martin
11. Tom Pridemore, DB ..... West Virginia
12. Ricky Patton, RB ..... Jackson St.
13. Ray Strong, RB ..... Nevada-Las Vegas
14. Milton "Scooter" Reed, DB ..... Baylor
15. Daria Butler, LB ..... Oklahoma St.

### 1979

1. Don Smith, DE (17) ..... Miami
2. Pat Howell, OG ..... Southern California
3. James Mayberry, RB ..... Colorado
4. William Andrews, RB ..... Auburn
5. Lynn Cain, RB ..... Southern California
6. Charles Johnson, DB ..... Grambling
7. Mike Zele, DT ..... Kent State
8. Mike Moroski, QB ..... Cal-Davis
9. Roger Westlund, OT ..... Washington
10. Keith Miller, LB ..... NE Oklahoma
11. Dave Parkin, DB ..... Utah State
12. Bruce Beekley, LB ..... Oregon
13. Bill Leer, C ..... Colorado St.
14. Stuart Walker, LB ..... Colorado

### 1980

1. Junior Miller, TE (7) ..... Nebraska
2. Buddy Curry, LB ..... North Carolina
3. Earl Jones, CB ..... Norfolk State
4. Jim Laughlin, LB ..... Ohio State
5. I.M. Hipp, RB ..... Nebraska
6. Brad Vassar, LB ..... Pacific
7. Kenny Johnson, DB ..... Mississippi State
8. Mike Davis, DB ..... Colorado
9. Mike Smith, WR ..... Grambling
10. Al Richardson, LB ..... Georgia Tech
11. Glen Keller, C ..... West Texas State

## FALCONS DRAFT CHOICES

10. Walt Bellamy, DB ..... V.M.I.
11. Mike Babb, DB ..... Oklahoma
12. Quinn Jones, RB ..... Tulsa

### 1981

1. Bobby Butler, CB (25) ..... Florida State
2. Lyman White, LB ..... Louisiana State
3. Scott Woerner, DB ..... Georgia
4. John Scully, C ..... Notre Dame
5. Eric Sanders, OT ..... Nevada-Reno
6. Harry Stanback, DT ..... North Carolina
7. Matthew Teague, DE ..... Prairie View
8. Cliff Toney, DC ..... Auburn
9. Calvin Fance, RB ..... Rice
10. Robert Murphy, DS ..... Ohio State
11. Keith Chappelle, WR ..... Iowa
12. Mark McCants, DS ..... Temple

### 1982

1. Gerald Riggs, RB (9) ..... Arizona State
2. Doug Rogers, DE ..... Stanford
3. Stacey Bailey, WR ..... San Jose State
4. Reggie Brown, RB ..... Oregon
5. Von Mansfield, DB ..... Wisconsin
6. Mike Kelley, QB ..... Georgia Tech
7. David Toloumu, RB ..... Hawaii
8. Ricky Eberhart, DB ..... Morris Brown
9. Mike Horan, P ..... Cal State-Long Beach
10. Curtis Stowers, LB ..... Mississippi State
11. Jeff Keller, WR ..... Washington State
12. Dave Levenick, LB ..... Wisconsin

### 1983

1. Mike Pitts, DE (16) ..... Alabama
2. James Britt, DB ..... LSU
3. Andrew Provence, DT ..... South Carolina
4. John Harper, LB ..... Southern Illinois
5. Brett Miller, OT ..... Iowa
6. Anthony Allen, WR ..... Washington
7. Jeff Turk, DB ..... Boise State
8. John Rade, LB ..... Boise State
9. Traded to Baltimore
10. Ralph Giacommaro, P ..... Penn State
11. John Salley, DB ..... Wyoming
12. Allama Matthews, TE ..... Vanderbilt

### 1984

1. Rick Bryan, DT (9) ..... Oklahoma
2. Scott Case, S ..... Oklahoma
3. Thomas Benson, LB ..... Oklahoma
4. Rodney McSwain, DB ..... Clemson
5. Rydell Malancon, LB ..... LSU
6. Cliff Benson, TE ..... Purdue
6. Ben Bennett, QB ..... Duke
8. Dan Ralph, DT ..... Oregon
7. Kirk Dodge, LB ..... Nevada-Las Vegas
8. Jeff Jackson, LB ..... Auburn
9. Glenn Howe, T ..... Southern Mississippi
10. Derrick Franklin, DB ..... Fresno State
11. Tommy Norman, WR ..... Jackson State
12. Don Holmes, WR ..... Colorado

### \*Supplemental Draft - June 5, 1984

1. Joey Jones, WR (9) ..... Alabama  
(Birmingham)
2. Mike McInnis, DT ..... Ark-Pine Bluff  
(Philadelphia)
3. Dennis Woodberry, DB ..... Southern Arkansas  
(Birmingham)

### 1985

1. Bill Fralic, T (2) ..... Pittsburgh
2. Mike Gann, DE ..... Notre Dame
3. Choice traded to Minnesota
4. Emile Harry, WR ..... Stanford
5. Choice traded to St. Louis
6. Reggie Pleasant, CB ..... Clemson
7. Choice traded to Cincinnati
8. Ashley Lee, S ..... Virginia Tech
8. Ronnie Washington, LB ..... N.E. Louisiana
9. Micah Moon, LB ..... North Carolina
10. Brent Martin, C ..... Stanford
11. John Ayres, CB ..... Illinois
12. Ken Whisenhunt, TE ..... Georgia Tech

### 1986

- 1a. Tony Casillas, NT (2) ..... Oklahoma
- 1b. Tim Green, LB (17) ..... Syracuse
2. Traded to Washington in '85 for LB in '86
3. Traded earlier for QB Turk Schonert
4. Traded to L.A. Raiders for Bret Clark, S ..... Nebraska
5. Traded to Philadelphia for LB Joel Williams
- 6a. Floyd Dixon, WR ..... Stephen F. Austin
- 6b. Keith Williams, RB ..... Missouri
7. Traded earlier to Philadelphia for LB Reggie Wilkes
8. Kevin Hudgens, DT ..... Idaho State
9. Kevin Starks, TE ..... Minnesota
10. Tony Baker, RB ..... East Carolina
11. Chris Hegg, QB ..... Missouri
12. Steve Griffin, WR ..... Purdue

### 1987

1. Chris Miller, QB (12) ..... Oregon
2. Kenny Flowers, RB ..... Clemson
3. Choice traded to Green Bay
4. Ralph Van Dyke, OT ..... Southern Illinois
5. Mark Miraz, DE ..... Utah State
6. Paul Kiser, OG ..... Wake Forest
7. Michael Reid, LB ..... Wisconsin
8. Curtis Taliaferro, LB ..... Virginia Tech
9. Terrence Anthony, CB ..... Iowa State
10. Jerry Reese, TE ..... Illinois
11. Elbert Shelley, S ..... Arkansas State
12. Larry Emery, RB ..... Wisconsin

### 1988

1. Aundray Bruce, LB (1) ..... Auburn
2. Marcus Cotton, LB ..... Southern California
3. Alex Higdon, TE ..... Ohio State
4. Choice traded to Philadelphia
5. Charles Dimry, DB ..... Nevada-Las Vegas

## FALCONS DRAFT CHOICES

- 6a. George Thomas, WR ..... Nevada-Las Vegas
- 6b. Houston Hoover, G ..... Jackson State
7. Michael Haynes, WR ..... Northern Arizona
8. Phillip Brown, LB ..... Alabama
9. James Primus, RB ..... UCLA
10. Stan Clayton, OT ..... Penn State
11. James Milling, WR ..... Maryland
12. Carter Wiley, S ..... Virginia Tech

### 1989

- 1a. Deion Sanders, CB (5) ..... Florida State
- 1b. Shawn Collins, WR (27) ..... Northern Arizona
2. Ralph Norwood, OT ..... Louisiana State
3. Keith Jones, RB ..... Illinois
4. Choice traded to Cincinnati
5. Choice traded to L A Raiders
6. Troy Sadowski, TE ..... Georgia
7. Undra Johnson, RB ..... West Virginia
8. Paul Singer, QB ..... Western Illinois
9. Chris Dunn, LB ..... Cal-Poly SLO
10. Choice traded to Cincinnati
11. Greg Paterra, RB ..... Slippery Rock
12. Tony Bowick, NT ..... U. Tenn./Chatt.

### 1990

1. Steve Broussard, RB (20) .. Washington State
2. Darion Conner, LB ..... Jackson State
3. Oliver Barnett, DL ..... Kentucky
4. Reggie Redding, T ..... Cal State-Fullerton
5. Mike Pringle, RB ..... Cal State-Fullerton
6. Tory Epps, NT ..... Memphis State
7. Darrell Jordon, LB ..... Northern Arizona
8. Donnie Salum, LB ..... Arizona
9. Chris Ellison, S ..... Houston
10. Shawn McCarthy, P ..... Purdue

### 1991

- 1a. Bruce Pickens, CB (3) ..... Nebraska
- 1b. Mike Pritchard, WR (13) ..... Colorado
2. Brett Favre, QB ..... Southern Miss.
3. Choice traded to Miami
4. Moe Gardner, NT ..... Illinois
5. James Goode, LB ..... Oklahoma
6. Eric Pegram, RB ..... N. Texas St
- 7a. Brian Mitchell, DB ..... BYU
- 7b. Mark Tucker, C ..... USC
8. Randy Austin, TE ..... UCLA
9. Ernie Logan, DE ..... East Carolina
- 10a. Walter Sutton, WR ..... S.W. Minnesota
- 10b. Pele Lucas, T ..... Stevens Pt., Wis
11. Joe Sims, NT ..... Nebraska
12. Bob Christain, RB ..... Northwestern

### 1992

- 1a. Bob Whitfield, OT (8th) ..... Stanford
- 1b. Tony Smith, RB ..... So. Mississippi
2. Chuck Smith, DE ..... Tennessee
3. Howard Dinkins, LB ..... Florida State
4. Frankie Smith, CB ..... Baylor
5. Choice traded to San Diego

6. Terry Ray, S ..... Oklahoma
7. Tim Paulk, LB ..... Florida
- 8a. Derrick Moore, RB ..... N.E. St. Oklahoma
- 8b. Reggie Dwight, TE ..... Troy State
9. Keith Alex, T/G ..... Texas A&M
10. Darryl Hardy, LB ..... Tennessee
11. Robin Jones, DE ..... Baylor

### 1993

1. Lincoln Kennedy, G/T (9th) ..... Washington
2. Roger Harper, S ..... Ohio State
3. Harold Alexander, P ..... Appalachian State
4. Choice traded to Green Bay
5. Ron George, LB ..... Stanford
6. Mitch Lyon, TE ..... Michigan State
7. Darnell Walker, CB ..... Oklahoma
8. Shannon Baker, WR ..... Florida State

### 1994

1. Traded No. 1 Pick (7th overall), No. 3 Pick (83rd overall), and a conditional 1996 Pick (#2) to Indianapolis for QB Jeff George.
2. Bert Emanuel, WR ..... Rice
- 3a. Anthony Phillips, CB ..... Texas A&I
- 3b. Alai Kalaniuvalu, G ..... Oregon State
- 4a. Perry Klein, QB ..... C.W. Post
- 4b. Mitch Davis, LB ..... Georgia
5. Harrison Houston, WR ..... Florida
6. Traded Pick to LA Raiders for RB Eric Dickerson
7. Jamal Anderson, FB ..... Utah

### 1995

1. Traded No. 1 Picks with Cleveland (10 for 26) to acquire Eric Metcalf
1. Devin Bush, S (26th) ..... Florida State
2. Ron Davis, CB ..... Tennessee
3. Lorenzo Styles, LB ..... Ohio State
4. Traded to Dallas to move up 5 places in Round 2
5. Roell Preston, WR ..... Mississippi
6. Travis Hall, DE ..... BYU
7. John Burrough, DT ..... Wyoming

### 1996

1. Traded to Indianapolis in '94 (Jeff George)
2. Traded to Oakland for S Patrick Bates
3. Shannon Brown, DT ..... Alabama
- 4a. Richard Huntley, RB ..... Winston-Salem
- 4b. Juran Bolden, CB ..... Mississippi St.
5. Traded to Cleveland in '95 for Gene Williams
5. Gary Bandy, DE ..... Baylor
6. Craig Sauer, LB ..... Minnesota
7. Ethan Brooks, T ..... Williams (MA)

## SERIES VS. OPPONENTS

### **ATLANTA vs. ARIZONA**

*Cardinals lead series, 12-5*

- 1966-Falcons, 16-10 (A)
- 1968-Cardinals, 17-12 (StL)
- 1971-Cardinals, 26-9 (A)
- 1973-Cardinals, 32-10 (A)
- 1975-Cardinals, 23-20 (StL)
- 1978-Cardinals, 42-21 (StL)
- 1980-Falcons, 33-27 (StL) OT
- 1981-Falcons, 41-20 (A)
- 1982-Cardinals, 23-20 (A)
- 1986-Falcons, 33-13 (A)
- 1987-Cardinals, 34-21 (A)
- 1989-Cardinals, 34-20 (P)
- 1990-Cardinals, 24-13 (A)
- 1991-Cardinals, 16-10 (P)
- 1992-Falcons, 20-17 (A)
- 1993-Cardinals, 27-10 (A)
- 1994-Falcons, 10-6 (A)
- 1995-Cardinals, 40-37 (P) OT  
(Points-Cardinals 441, Falcons 356)

### **ATLANTA vs. BUFFALO**

*Bills lead series, 4-3*

- 1973-Bills, 17-6 (A)
- 1977-Bills, 3-0 (B)
- 1980-Falcons, 30-14 (B)
- 1983-Falcons, 31-14 (A)
- 1989-Falcons, 30-28 (A)
- 1992-Bills, 41-14 (B)
- 1995-Bills, 23-17 (B)  
(Points-Bills 140, Falcons 128)

### **ATLANTA vs. CAROLINA**

*Series is tied, 2-2*

- 1995-Falcons, 23-20 (A)  
Panthers, 21-17 (C)
- 1996-Panthers, 29-6 (C)  
Falcons, 20-17 (A)  
(Points-Panthers 87, Falcons 66)

### **ATLANTA vs. CHICAGO**

*Series tied, 9-9*

- 1966-Bears, 23-6 (C)
- 1967-Bears, 23-14 (A)
- 1968-Falcons, 16-13 (C)
- 1969-Falcons, 48-31 (A)
- 1970-Bears, 23-14 (A)
- 1972-Falcons, 37-21 (C)
- 1973-Falcons, 46-6 (A)
- 1974-Falcons, 13-10 (A)
- 1976-Falcons, 10-0 (C)
- 1977-Falcons, 16-10 (C)
- 1978-Bears, 13-7 (C)
- 1980-Falcons, 28-17 (A)

### **1983-Falcons, 20-17 (C)**

- 1985-Bears, 36-0 (C)
- 1986-Bears, 13-10 (A)
- 1990-Bears, 30-24 (A)
- 1992-Bears, 41-31 (C)
- 1993-Bears, 6-0 (C)  
(Points-Falcons 340, Bears 333)

### **ATLANTA vs. CINCINNATI**

*Bengals lead series, 7-2*

- 1971-Falcons, 9-6 (C)
- 1975-Bengals, 21-14 (A)
- 1978-Bengals, 37-7 (C)
- 1981-Bengals, 30-28 (A)
- 1984-Bengals, 35-14 (C)
- 1987-Bengals, 16-10 (A)
- 1990-Falcons, 38-17 (A)
- 1993-Bengals, 21-17 (C)
- 1996-Bengals, 41-31 (C)  
(Points-Bengals 224, Falcons 168)

### **ATLANTA vs. CLEVELAND**

*Browns lead series, 8-2*

- 1966-Browns, 49-17 (A)
- 1968-Browns, 30-7 (C)
- 1971-Falcons, 31-14 (C)
- 1976-Browns, 20-17 (A)
- 1978-Browns, 24-16 (A)
- 1981-Browns, 28-17 (C)
- 1984-Browns, 23-7 (A)
- 1987-Browns, 38-3 (C)
- 1990-Browns, 13-10 (C)
- 1993-Falcons, 17-14 (A)  
(Points-Browns 253, Falcons 142)

### **ATLANTA vs. DALLAS**

*Cowboys lead series, 13-6*

- 1966-Cowboys, 47-14 (A)
- 1967-Cowboys, 37-7 (D)
- 1969-Cowboys, 24-17 (A)
- 1970-Cowboys, 13-0 (D)
- 1974-Cowboys, 24-0 (A)
- 1976-Falcons, 17-10 (A)
- 1978-Cowboys, 27-20 (D)
- 1980-Cowboys, 30-27 (A)
- 1985-Cowboys, 24-10 (D)
- 1986-Falcons, 37-35 (D)
- 1987-Falcons, 21-10 (D)
- 1988-Cowboys, 26-20 (D)
- 1989-Falcons, 27-21 (A)
- 1990-Falcons, 26-7 (A)
- 1991-Cowboys, 31-27 (D)
- 1992-Cowboys, 41-17 (A)
- 1993-Falcons, 27-14 (A)
- 1995-Cowboys, 28-13 (A)

- 1996-Cowboys, 32-28 (D)  
(Points-Cowboys 481, Falcons 355)

### **ATLANTA vs. DENVER**

*Broncos lead series, 5-3*

- 1970-Broncos, 24-10 (D)
- 1972-Falcons, 23-20 (A)
- 1975-Falcons, 35-21 (A)
- 1979-Broncos, 20-17 (A) OT
- 1982-Falcons, 34-27 (D)
- 1985-Broncos, 44-28 (A)
- 1988-Broncos, 30-14 (D)
- 1994-Broncos, 32-28 (D)  
(Points-Broncos 218, Falcons 189)

### **ATLANTA vs. DETROIT**

*Lions lead series, 19-6*

- 1966-Lions, 28-10 (D)
- 1967-Lions, 24-3 (D)
- 1968-Lions, 24-7 (A)
- 1969-Lions, 27-21 (D)
- 1971-Lions, 41-38 (D)
- 1972-Lions, 26-23 (A)
- 1973-Lions, 31-6 (D)
- 1975-Lions, 17-14 (A)
- 1976-Lions, 24-10 (D)
- 1977-Falcons, 17-6 (A)
- 1978-Falcons, 14-0 (A)
- 1979-Lions, 24-23 (D)
- 1980-Falcons, 43-28 (A)
- 1983-Falcons, 30-14 (D)
- 1984-Lions, 27-24 (A) OT
- 1985-Lions, 28-27 (A)
- 1986-Falcons, 20-6 (D)
- 1987-Lions, 30-13 (A)
- 1988-Lions, 31-17 (D)
- 1989-Lions, 31-24 (A)
- 1990-Lions, 21-14 (A)
- 1993-Lions, 30-13 (D)
- 1994-Lions, 31-28 (D) OT
- 1995-Falcons, 34-22 (A)
- 1996-Lions, 28-24 (D)  
(Points-Lions 599, Falcons 497)

### **ATLANTA vs. GREEN BAY**

*Packers lead series, 11-9*

- 1966-Packers, 56-3 (Mil)
- 1967-Packers, 23-0 (Mil)
- 1968-Packers, 38-7 (A)
- 1969-Packers, 28-10 (GB)
- 1970-Packers, 27-24 (GB)
- 1971-Falcons, 28-21 (A)
- 1972-Falcons, 10-9 (Mil)
- 1974-Falcons, 10-3 (A)
- 1975-Packers, 22-13 (GB)

## SERIES VS. OPPONENTS

1976-Packers, 24-20 (A)  
1979-Falcons, 25-7 (A)  
1981-Falcons, 31-17 (GB)  
1982-Packers, 38-7 (A)  
1983-Falcons, 47-41 (A) OT  
1988-Falcons, 20-0 (A)  
1989-Packers, 23-21 (Mil)  
1991-Falcons, 35-31 (A)  
1992-Falcons, 24-10 (A)  
1994-Packers, 21-17 (Mil)  
1995-Packers 37-20 (GB - playoff)  
(Points-Packers 476, Falcons 372)

### ATLANTA vs. HOUSTON

*Falcons lead series, 5-4*

1972-Falcons, 20-10 (A)  
1976-Oilers, 20-14 (H)  
1978-Falcons, 20-14 (A)  
1981-Falcons, 31-27 (H)  
1984-Falcons, 42-10 (A)  
1987-Oilers, 37-33 (H)  
1990-Falcons, 47-27 (A)  
1993-Oilers, 33-17 (H)  
1996-Oilers, 23-13 (A)  
(Points-Falcons 247, Oilers 191)

### ATLANTA vs. JACKSONVILLE

*Jaguars lead series, 1-0*

1996-Jaguars, 19-17 (J)

### ATLANTA vs. INDIANAPOLIS

*Colts lead series, 10-0*

1966-Colts, 19-7 (A)  
1967-Colts, 38-31 (B)  
Colts, 49-7 (A)  
1968-Colts, 28-20 (A)  
Colts, 44-0 (B)  
1969-Colts, 21-14 (A)  
Colts, 13-6 (B)  
1974-Colts, 17-7 (A)  
1986-Colts, 28-23 (A)  
1989-Colts, 13-9 (I)  
(Points-Colts 270, Falcons 124)

### ATLANTA vs. KANSAS CITY

*Chiefs lead series, 4-0*

1972-Chiefs, 17-14 (A)  
1985-Chiefs, 38-10 (KC)  
1991-Chiefs, 14-3 (KC)  
1994-Chiefs, 30-10 (A)  
(Points-Chiefs 99, Falcons 37)

### ATLANTA vs. MIAMI

*Dolphins lead series, 6-1*

1970-Dolphins, 20-7 (A)

1974-Dolphins, 42-7 (M)  
1980-Dolphins, 20-17 (A)  
1983-Dolphins, 31-24 (M)  
1986-Falcons, 20-14 (M)  
1992-Dolphins, 21-17 (M)  
1995-Dolphins, 21-20 (M)  
(Points-Dolphins 169, Falcons 112)

### ATLANTA vs. MINNESOTA

*Vikings lead series, 13-6*

1966-Falcons, 20-13 (M)  
1967-Falcons, 21-20 (A)  
1968-Vikings, 47-7 (M)  
1969-Falcons, 10-3 (A)  
1970-Vikings, 37-7 (A)  
1971-Vikings, 24-7 (M)  
1973-Falcons, 20-14 (A)  
1974-Vikings, 23-10 (M)  
1975-Vikings, 38-0 (M)  
1977-Vikings, 14-7 (A)  
1980-Vikings, 24-23 (M)  
1981-Falcons, 31-30 (A)  
1982-Vikings, 30-24 (M)  
1984-Vikings, 27-20 (M)  
1985-Falcons, 14-13 (A)  
1987-Vikings, 24-13(M)  
1989-Vikings, 43-17 (M)  
1991-Vikings, 20-19 (A)  
1996-Vikings, 23-17 (A)  
(Points-Vikings 467, Falcons 287)

### ATLANTA vs. NEW ENGLAND

*Falcons lead series, 5-3*

1972-Patriots, 21-20 (NE)  
1977-Patriots, 16-10 (A)  
1980-Falcons, 37-21 (NE)  
1983-Falcons, 24-13 (A)  
1986-Patriots, 25-17 (NE)  
1989-Falcons, 16-15 (A)  
1992-Falcons, 34-0 (A)  
1995-Falcons, 30-17 (A)  
(Points-Falcons 188, Patriots 128)

### ATLANTA vs. NEW ORLEANS

*Falcons lead series, 32-24*

1967-Saints, 27-24 (NO)  
1969-Falcons, 45-17 (A)  
1970-Falcons, 14-3 (NO)  
Falcons, 32-14 (A)  
1971-Falcons, 28-6 (A)  
Falcons, 24-20 (NO)  
1972-Falcons, 21-14 (NO)  
Falcons, 36-20 (A)  
1973-Falcons, 62-7 (NO)  
Falcons, 14-10 (A)

1974-Saints, 14-13 (NO)

Saints, 13-3 (A)

1975-Falcons, 14-7 (A)

Saints, 23-7 (NO)

1976-Saints, 30-0 (NO)

Falcons, 23-20 (A)

1977-Saints, 21-20 (NO)

Falcons, 35-7 (A)

1978-Falcons, 20-17 (NO)

Falcons, 20-17 (A)

1979-Falcons, 40-34 (NO)

Saints, 37-6 (A)

1980-Falcons, 41-14 (NO)

Falcons, 31-13 (A)

1981-Falcons, 27-0 (A)

Falcons, 41-10 (NO)

1982-Falcons, 35-0 (A)

Saints, 35-6 (NO)

1983-Saints, 19-17 (A)

Saints, 27-10 (NO)

1984-Falcons, 36-28 (NO)

Saints, 17-13 (A)

1985-Falcons, 31-24 (A)

Falcons, 16-10 (NO)

1986-Falcons, 31-10 (NO)

Saints, 14-9 (A)

1987-Saints, 38-0 (A)

1988-Saints, 29-21 (A)

Saints, 10-9 (NO)

1989-Saints, 20-13 (NO)

Saints, 26-17 (A)

1990-Falcons, 28-27 (A)

Saints, 10-7 (NO)

1991-Saints, 27-6 (A)

Falcons, 23-20 (NO)

Falcons, 27-20 (NO-Play)

1992-Saints, 10-7 (A)

Saints, 22-14 (NO)

1993-Saints, 34-31 (A)

Falcons, 26-15 (NO)

1994-Saints, 33-32 (NO)

Saints, 29-20 (A)

1995-Falcons, 27-24 (NO) OT

Falcons, 19-14 (A)

1996-Falcons, 17-15 (A)

Falcons, 31-15 (NO)

(Points-Falcons 1199, Saints 1005)

### ATLANTA vs. N.Y. GIANTS

*Series Tied, 6-6*

1966-Falcons, 27-16 (NY)

1968-Falcons, 24-21 (A)

1971-Giants, 21-17 (A)

1974-Falcons, 14-7 (New Haven)

1977-Falcons, 17-3 (A)

## SERIES VS. OPPONENTS

1978-Falcons, 23-20 (A)  
 1979-Giants, 24-3 (NY)  
 1981-Giants, 27-24 (A) OT  
 1982-Falcons, 16-14 (NY)  
 1983-Giants, 16-13 (A) OT  
 1984-Giants, 19-7 (A)  
 1988-Giants, 23-16 (A)  
 (Points-Giants 211, Falcons 201)

### ATLANTA vs. N.Y. JETS

*Falcons lead series, 4-3*  
 1973-Falcons, 28-20 (NY)  
 1980-Jets, 14-7 (A)  
 1983-Falcons, 27-21 (NY)  
 1986-Jets, 28-14 (A)  
 1989-Jets, 27-7 (NY)  
 1992-Falcons, 20-17 (A)  
 1995-Falcons, 13-3 (A)  
 (Points-Jets 120, Falcons 116)

### ATLANTA vs. OAKLAND

*Raiders lead series, 5-3*  
 1971-Falcons, 24-13 (A)  
 1975-Raiders, 37-34 (O) OT  
 1979-Raiders, 50-19 (O)  
 1982-Raiders, 38-14 (A)  
 1985-Raiders, 34-24 (A)  
 1988-Falcons, 12-6 (LA)  
 1991-Falcons, 21-17 (A)  
 1994-Raiders, 30-17 (LA)  
 (Points-Raiders 225, Falcons 165)

### ATLANTA vs. PHILADELPHIA

*Eagles lead series, 9-8-1*  
 1966-Eagles, 23-10 (P)  
 1967-Eagles, 38-7 (A)  
 1969-Falcons, 27-3 (P)  
 1970-Tie, 13-13 (P)  
 1973-Falcons, 44-27 (P)  
 1976-Eagles, 14-13 (A)  
 1978-Falcons, 14-13 (A)  
 1979-Falcons, 14-10 (P)  
 1980-Falcons, 20-17 (P)  
 1981-Eagles, 16-13 (P)  
 1983-Eagles, 28-24 (A)  
 1984-Falcons, 26-10 (A)  
 1985-Eagles, 23-17 (P)  
 1986-Eagles, 16-0 (A)  
 1988-Falcons, 27-24 (P)  
 1990-Eagles, 24-23 (A)  
 1994-Falcons 28-21 (A)  
 1996-Eagles, 33-18 (A)  
 (Points-Eagles 353, Falcons 338)  
 \* NFC First Round Playoff

### ATLANTA vs. PITTSBURGH

*Steelers lead series, 10-1*  
 1966-Steelers, 57-33 (A)  
 1968-Steelers, 41-21 (A)  
 1970-Falcons, 27-16 (A)  
 1974-Steelers, 24-17 (P)  
 1978-Steelers, 31-7 (P)  
 1981-Steelers, 34-20 (A)  
 1984-Steelers, 35-10 (P)  
 1987-Steelers, 28-12 (A)  
 1990-Steelers, 21-9 (P)  
 1993-Steelers, 45-17 (A)  
 1996-Steelers, 20-17 (A)  
 (Points-Steelers 352, Falcons 190)

### ATLANTA vs. SAN DIEGO

*Falcons lead series, 4-1*  
 1973-Falcons, 41-0 (SD)  
 1979-Falcons, 28-26 (SD)  
 1988-Chargers, 10-7 (A)  
 1991-Falcons, 13-10 (SD)  
 1994-Falcons, 10-9 (A)  
 (Points-Falcons 99, Chargers 55)

### ATLANTA vs. SAN FRANCISCO

*49ers lead series, 37-22-1*  
 1966-49ers, 44-7 (A)  
 1967-49ers, 38-7 (SF)  
 49ers, 34-28 (A)  
 1968-49ers, 28-13 (SF)  
 49ers, 14-12 (A)  
 1969-Falcons, 24-12 (A)  
 Falcons, 21-7 (SF)  
 1970-Falcons, 21-20 (A)  
 49ers, 24-20 (SF)  
 1971-Falcons, 20-17 (A)  
 49ers, 24-3 (SF)  
 1972-49ers, 49-14 (A)  
 49ers, 20-0 (SF)  
 1973-49ers, 13-9 (A)  
 Falcons, 17-3 (SF)  
 1974-49ers, 16-10 (A)  
 49ers, 27-0 (SF)  
 1975-Falcons, 17-3 (SF)  
 Falcons, 31-9 (A)  
 1976-49ers, 15-0 (SF)  
 Falcons, 21-16 (A)  
 1977-Falcons, 7-0 (SF)  
 49ers, 10-3 (A)  
 1978-Falcons, 20-17 (SF)  
 Falcons, 21-10 (A)  
 1979-49ers, 20-15 (SF)  
 Falcons, 31-21 (A)  
 1980-Falcons, 20-17 (SF)  
 Falcons, 35-10 (A)

1981-Falcons, 34-17 (A)  
 49ers, 17-14 (SF)  
 1982-Falcons, 17-7 (SF)  
 1983-49ers, 24-20 (SF)  
 Falcons, 28-24 (A)  
 1984-49ers, 14-5 (SF)  
 49ers, 35-17 (A)  
 1985-49ers, 35-16 (SF)  
 49ers, 38-17 (A)  
 1986-Tie, 10-10 (A)  
 49ers, 20-0 (SF)  
 1987-49ers, 25-17 (A)  
 49ers, 35-7 (SF)  
 1988-Falcons, 34-17 (SF)  
 49ers, 13-3 (A)  
 1989-49ers, 45-3 (SF)  
 49ers, 23-10 (A)  
 1990-49ers, 19-13 (SF)  
 49ers, 45-35 (A)  
 1991-Falcons, 39-34 (SF)  
 Falcons, 17-14 (A)  
 1992-49ers, 56-17 (SF)  
 49ers, 41-3 (A)  
 1993-49ers, 37-30 (SF)  
 Falcons, 27-24 (A)  
 1994-49ers, 42-3 (A)  
 49ers, 50-14 (SF)  
 1995-49ers, 41-10 (SF)  
 Falcons, 28-27 (A)  
 1996-49ers, 39-17 (SF)  
 49ers, 34-10 (A)  
 (Points-49ers 1379, Falcons 905)

### ATLANTA vs. SEATTLE

*Seahawks lead series, 4-1*  
 1976-Seahawks, 30-13 (S)  
 1979-Seahawks, 31-28 (A)  
 1985-Seahawks, 30-26 (S)  
 1988-Seahawks, 31-20 (A)  
 1991-Falcons, 26-13 (A)  
 (Points-Seahawks 135, Falcons 113)

### ATLANTA vs. ST. LOUIS

*Rams lead series, 39-19-2*  
 1966-Rams, 19-14 (A)  
 1967-Rams, 31-3 (A)  
 Rams, 20-3 (LA)  
 1968-Rams, 27-14 (LA)  
 Rams, 17-10 (A)  
 1969-Rams, 17-7 (LA)  
 Rams, 38-6 (A)  
 1970-Tie, 10-10 (LA)  
 Rams, 17-7 (A)  
 1971-Tie, 20-20 (LA)

## SERIES VS. OPPONENTS

Rams, 24-16 (A)  
 1972-Falcons, 31-3 (A)  
 Rams, 20-7 (LA)  
 1973-Rams, 31-0 (LA)  
**Falcons, 15-13 (A)**  
 1974-Rams, 21-0 (LA)  
**Rams, 30-7 (A)**  
 1975-Rams, 22-7 (LA)  
**Rams, 16-7 (A)**  
 1976-Falcons, 30-14 (A)  
 Rams, 59-0 (LA)  
 1977-Falcons, 17-6 (A)  
 Rams, 23-7 (LA)  
 1978-Rams, 10-0 (LA)  
**Falcons, 15-7 (A)**  
 1979-Rams, 20-14 (LA)  
**Rams, 34-13 (A)**  
 1980-Falcons, 13-10 (A)  
 Rams, 20-17 (LA) OT  
 1981-Rams, 37-35 (A)  
 Rams, 21-16 (LA)  
 1982-Falcons, 34-17 (A)  
 1983-Rams, 27-21 (LA)  
**Rams, 36-13 (A)**  
 1984-Falcons, 30-28 (LA)  
**Rams, 24-10 (A)**  
 1985-Rams, 17-6 (LA)  
**Falcons, 30-14 (A)**  
 1986-Falcons, 26-14 (A)  
 Rams, 14-7 (LA)  
 1987-Falcons, 24-20 (A)

Rams, 33-0 (LA)  
**1988-Rams, 33-0 (A)**  
 Rams, 22-7 (LA)  
**1989-Rams, 31-21 (A)**  
 Rams, 26-14 (LA)  
 1990-Rams, 44-24 (LA)  
**Falcons, 20-13 (A)**  
**1991-Falcons, 31-14 (A)**  
 Falcons, 31-14 (LA)  
**1992-Falcons, 30-28 (A)**  
 Rams, 38-27 (LA)  
**1993-Falcons, 30-24 (A)**  
 Falcons, 13-0 (LA)  
**1994-Falcons, 31-13 (A)**  
 Falcons, 8-5 (LA)  
 1995-Rams, 21-19 (St. Louis)  
**Falcons, 31-6 (A)**  
 1996-Rams, 59-16 (St. Louis)  
**Rams, 34-27 (A)**  
 (Points-Rams 1353, Falcons 926)

### ATLANTA vs. TAMPA BAY

*Falcons lead series, 8-6*

1977-Falcons, 17-0 (TB)  
 1978-Buccaneers, 14-9 (TB)  
**1979-Falcons, 17-14 (A)**  
 1981-Buccaneers, 24-23 (TB)  
 1984-Buccaneers, 23-6 (TB)  
 1986-Falcons, 23-20 (TB)  
 1987-Buccaneers, 48-10 (TB)  
**1988-Falcons, 17-10 (A)**

1990-Buccaneers, 23-17 (TB)  
**1991-Falcons, 43-7 (A)**  
 1992-Falcons, 35-7 (TB)  
**1993-Buccaneers, 31-24 (A)**  
**1994-Falcons, 34-13 (A)**  
 1995-Falcons, 24-21 (TB)  
 (Points-Falcons 299, Buccaneers 255)

### ATLANTA vs. WASHINGTON

*Redskins lead series, 14-4-1*

1966-Redskins, 33-20 (W)  
**1967-Tie, 20-20 (A)**  
 1969-Redskins, 27-20 (W)  
 1972-Redskins, 24-13 (W)  
**1975-Redskins, 30-27 (A)**  
 1977-Redskins, 10-6 (W)  
**1978-Falcons, 20-17 (A)**  
**1979-Redskins, 16-7 (A)**  
**1980-Falcons, 10-6 (A)**  
 1983-Redskins, 37-21 (W)  
 1984-Redskins, 27-14 (W)  
**1985-Redskins, 44-10 (A)**  
**1987-Falcons, 21-20 (A)**  
**1989-Redskins, 31-30 (A)**  
 1991-Redskins, 56-17 (W)  
 1991-Redskins, 24-7 (W-Playoff)  
 1992-Redskins, 24-17 (W)  
 1993-Redskins, 30-17 (W)  
 1994-Falcons, 27-20 (W)  
 (Points-Redskins 496, Falcons 324)

## FALCONS VICTORIES ON PRIME TIME TV

DATE	SCORE	FOLLOWING WEEK
Nov. 22, 1971 (Mon. - ABC)	<b>Atlanta 28, Green Bay 21 at Atlanta (58,850)</b> Bob Berry completes club record 16 of 21 passes	Minnesota 24 Atlanta 7
Nov. 19, 1973 (Mon. - ABC)	<b>Atlanta 20, Minnesota 14 at Atlanta (58,850)</b> QB Bob Lee is hero as Falcons trip unbeaten Vikings	Atlanta 28 N.Y. Jets 20
Oct. 30, 1978 (Mon. - ABC)	<b>Atlanta 15, Los Angeles 7 at Atlanta (57,250)</b> Mazzetti's five field goals provide all of Atlanta points	Atlanta 21 San Francisco 10
Sept. 10, 1979 (Mon. - ABC)	<b>Atlanta 14, Philadelphia 10 at Philadelphia (66,935)</b> Andrews gains 121 rushing yards to key win	Denver 20 Atlanta 17
Nov. 23, 1981 (Mon. - ABC)	<b>Atlanta 31, Minnesota 30 at Atlanta (54,086)</b> Four interceptions, one returned for TD by Buddy Curry clinches victory	Atlanta 31 Houston 27
Dec. 19, 1982 (Sunday)	<b>Atlanta 17, San Francisco 7 at San Francisco (53,234)</b> Andrews rushes for 108 yards as Falcons claim NFC playoff berth	Green Bay 38 Atlanta 7
Oct. 28, 1990 (Sun. - TNT)	<b>Atlanta 38, Cincinnati 17 at Atlanta (53,214)</b> Sanders sets new club record with 79 yard TD Punt Return	Pittsburgh 21 Atlanta 9
Nov. 24, 1991 (Sunday Night)	<b>Atlanta 23, New Orleans 20 at New Orleans (68,591)</b> Norm Johnson boots game-winning 50-yard FG in OT	Atlanta 35 Green Bay 31
Oct. 14, 1993 (Thurs. TNT)	<b>Atlanta 30, L.A. Rams 24 at Atlanta (45,231)</b> Andre Rison catches 42-yard TD from Billy Joe Tolliver in game's closing minutes. Darnell Walker picks off two passes	Atlanta 26 New Orleans 15

## PLAYOFF HISTORY

### NFC Playoffs

## Atlanta 14, Philadelphia 13

December 24, 1978

Atlanta-Fulton County Stadium, 49,447

In rainy 40 degree weather conditions, Steve Bartkowski turned it on for the final 30 minutes, completing 13-of-20 passes for 193 yards and two touchdowns, both scoring aeriels coming with less than five minutes remaining, leading the Falcons to their first franchise playoff victory. His primary target was Wallace Francis, who scored the winning touchdown with 1:39 remaining on a 37-yard strike. He set up Bartkowski's first TD to Jim Mitchell at the 4:56 mark with a 49-yard reception down to the Eagles' 26 yard line. Francis finished the day with six catches for 135 yards. The first half was mostly a defensive struggle with teams exchanging punts eight times. The Falcons fumbled the ball away twice, one resulting in a Philadelphia TD, while the other came just 15 yards from paydirt. After leading 6-0 at halftime, Philadelphia took advantage of a shanked 17-yard punt by John James, driving 60 yards on eight plays early in the third period to take a 13-0 lead.

ATLANTA .....	0	0	0	14	14
PHILADELPHIA .....	6	0	7	0	13

### Scoring

Phil — Carmichael 13-yard pass from Jaworski (Kick failed)  
 Phil — Montgomery 1-yard run (Michel kick)  
 Atl — Mitchell 20-yard pass from Bartkowski (Mazzetti kick)  
 Atl — Francis 37-yard pass from Bartkowski (Mazzetti kick)

	Atl	Philly
First Downs	14	15
Net Yards Gained	298	217
Rushing Yardage	75	53
Passing Yardage	223	164
Passes/Comp/Had Int.	32/18/2	35/19/0
Punts	7-33.1	9-33.7
Fumbles/Lost	3/3	3/2
Penalties	6/63	5/60

### Rushing

**Falcons** — Stanback 16-58, Bean 9-14, Bartkowski 2-3.  
**Eagles** — Hogan 14-31, Montgomery 16-19,  
 Jaworski 1-3, Campfield 1-0.

### Passing

**Falcons** — Bartkowski 18-32-2, 243 yds, 2 TD's.  
**Eagles** — Jaworski 19-35-0, 190 yds, 1 TD.

### Receiving

**Falcons** — Francis 6-135, Bean 4-44, Mitchell 3-35, Stanback 2-7, Pearson 1-13, Ryckman 1-5, Jackson 1-4.  
**Eagles** — Smith 7-108, Carmichael 5-45, Osborne 3-15, Middlebrook 1-11, Pane 1-10, Hogan 1-6, Montgomery 1(-5).

### NFC Playoffs

## Dallas 27, Atlanta 20

December 30, 1978

Texas Stadium, 60,338

A week earlier, it was a supreme second half effort which moved Atlanta one notch further in the playoffs. This week, the Falcons were shut out in the second half after holding a 20-13 lead at the break. Bubba Bean had gained 60 yards in the first half, including a 14-yard scoring run, while Steve Bartkowski threw a touchdown to Wallace Francis. Tim Mazzetti rounded out the Falcons' efforts with a pair of field goals. Dallas' fortunes appeared to take a turn for the worse late in the first half when Roger Staubach left the game with an injury. Danny White came on, however, bringing Dallas from behind. He threw a lying TD pass in the third period to tight end Jackie Smith. Early in the fourth period, John James shanked a punt from the 20-yard line, allowing the Cowboys to drive in from 30 yards out in six plays.

DALLAS .....	10	3	7	7	27
ATLANTA .....	7	13	0	0	20

### Scoring

Dal — Septien 34-yard FG  
 Atl — Bean 14-yard run (Mazzetti kick)  
 Dal — Laidlaw 13-yard run (Septien kick)  
 Atl — Mazzetti 42-yard FG  
 Dal — Septien 48-yard FG  
 Atl — Francis 17-yard pass from Bartkowski (Mazzetti kick)  
 Atl — Mazzetti 22-yard FG  
 Dal — Smith 2-yard pass from White (Septien kick)  
 Dal — Laidlaw 1-yard run (Septien kick)

	Atl	Dallas
First Downs	16	26
Net Yards Gained	216	369
Rushing Yardage	164	148
Passing Yardage	52	221
Passes/Comp/Had Int.	23/8/3	37/17/1
Punts	6-37.5	3-36.0
Fumbles/Lost	0/0	6/3
Penalties	7/69	7/65

### Rushing

**Falcons** — Bean 17-72-1 td, Stanback 9-62, Franklin 8-24, Esposito 2-6.  
**Cowboys** — Laidlaw 17-66, Dorsett 14-65, White 3(-4), Dupree 1-20, Staubach 1-3, D. Pearson 1(-2).

### Passing

**Falcons** — Bartkowski 8-23-3, 95 yds, 1 TD.  
**Cowboys** — White 10-20-1, 127 yds, 1 TD;  
 Staubach 7-17-0, 105 yds.

### Receiving

**Falcons** — Francis 6-66-1 td, Ryckman 1-22, Esposito 1-7.  
**Cowboys** — Dupree 5-59, D. Pearson 4-75, Smith 3-38, Hill 3-36, Laidlaw 1-15, Dorsett 1-9.

## PLAYOFF HISTORY

### NFC Playoffs

## Dallas 30, Atlanta 27

January 4, 1981

Atlanta-Fulton County Stadium, 60,022

For the first three periods, it appeared as if Atlanta would move onward in the playoffs. It led Dallas 24-10 entering the final stanza and even held a 27-17 lead with five minutes left to play. But Danny White teamed up three times with Drew Pearson on a five-play, 62-yard scoring drive, the last play coming on a 14-yard TD strike. The Cowboys stopped Atlanta on four straight plays after the ensuing kickoff, and White drove his team 70 yards in six plays, securing the win with a 23-yard strike to Pearson with just 52 seconds to play. Alfred Jenkins hauled in four passes for 155 yards for the birds.

DALLAS .....	3	7	0	20	30
ATLANTA .....	10	7	7	3	27

### Scoring

Atl — Mazzetti 38-yard FG  
 Atl — Jenkins 60-yard pass from Bartkowski (Mazzetti kick)  
 Dal — Septien 38-yard FG  
 Dal — Dupree 5-yard pass from White (Septien kick)  
 Atl — Cain 1-yard run (Mazzetti kick)  
 Atl — Andrews 5-yard pass from Bartkowski (Mazzetti kick)  
 Dal — Newhouse 1-yard run (Septien kick)  
 Atl — Mazzetti 34-yard FG  
 Dal — Pearson 14-yard pass from White (Septien kick)  
 Dal — Pearson 23-yard pass from White (Kick failed)

	Atl	Dallas
First Downs	18	22
Net Yards Gained	349	422
Rushing Yardage	86	112
Passing Yardage	285	310
Passes Comp/Att/Int	18-33-1	25-40-1
Punts/Avg.	4-36.0	4-38.8
Fumbles/Lost	1/1	4/1
Penalties/Yards	4/48	6/72

### Rushing

**Falcons** — Andrews 14-43, Cain 13-43.  
**Cowboys** — Dorsett 10-51, Newhouse 6-31, White 4-1, P. Pearson 1-11, D. Pearson 1-9, Dupree 1-5.

### Passing

**Falcons** — Bartkowski 18-33-1, 320 yds, 2 TD's.  
**Cowboys** — White 25-39-1, 322 yds, 3 TD's.

### Receiving

**Falcons** — Francis 6-66, Jenkins 4-155, Miller 3-48, Cain 2-20, Andrews 2-19, Jackson 1-12.  
**Cowboys** — D. Pearson 2-19, Dorsett 5-40, Hill 4-53, P. Pearson 4-51, Springs 3-39, Dupree 2-19, Johnson 1-20.

### NFC Playoffs

## Minnesota 30, Atlanta 24

January 9, 1983

Hubert Humphrey Metrodome, 60,560

The Falcons' special teams were outstanding. On their first possession, Paul Davis blocked a punt which Doug Rogers recovered in the end zone for a TD. Minnesota added two field goals and a touchdown to lead 13-7 at halftime before the special unit struck again, this time kicker Mick Luckhurst scoring on a 17-yard run with a pitch from holder Mike Moroski to take a 14-13 lead. A few moments later, safety Bob Glazebrook intercepted a pass and returned it 35 yards for a score, giving the Falcons a 21-13 lead. The roof caved in, however, at that point with the Vikings rallying for 17 points while all Atlanta could muster the rest of the way was a FG.

MINNESOTA .....	3	10	3	14	30
ATLANTA .....	7	0	14	3	24

### Scoring

Atl — Rogers fumble recovery (Luckhurst kick)  
 Minn — Danmeier 33-yard FG  
 Minn — White 36-yd pass from Kramer (Danmeier kick)  
 Minn — Danmeier 30-yard FG  
 Atl — Luckhurst 17-yard run (Luckhurst kick)  
 Atl — Glazebrook 35-yard INT return (Luckhurst kick)  
 Minn — Danmeier 39-yard FG  
 Minn — McCullum 11 pass from Kramer (Danmeier kick)  
 Atl — Luckhurst 41-yard FG  
 Minn — Brown 5-yard run (Danmeier kick)

	Atl	Minn
First Downs	14	24
Net Yards Gained	235	378
Rushing Yardage	120	125
Passing Yardage	115	253
Passes Comp/Att/Int	9-23-2	20-34-1
Punts/Avg.	5-42.6	5-32.0
Fumbles/Lost	1/0	4/0
Penalties/Yards	7/98	10/84

### Rushing

**Falcons** — Andrews 11-48, Riggs 9-38, Cain 3-17, Luckhurst 1-17.  
**Vikings** — Brown 23-81, Nelson 4-24, Kramer 8-13, Galbreath 6-10, S. White 1(-3).

### Passing

**Falcons** — Bartkowski 9-23-2, 134 yds.  
**Vikings** — Kramer 20-34-1, 253 yds, 2 TD's.

### Receiving

**Falcons** — Jenkins 2-52, Hodge 2-29, Riggs 2-16, Kreple 1-18, Cain 1-14, Jackson 1-5.  
**Vikings** — Senser 6-81, McCullum 4-51, Galbreath 3-14, White 2-61, LeCount 2-24, Young 2-13, Brown 1-9.

## PLAYOFF HISTORY

NFC Playoffs  
**Atlanta 27, New Orleans 20**  
 December 28, 1991  
 Louisiana Superdome (68,794)

NFC Playoffs  
**Washington 24, Atlanta 7**  
 January 3, 1992  
 RFK Stadium (55,181)

Michael Haynes hauled in six passes for 144 yards and a pair of touchdowns from Chris Miller, including the go-head score late in the fourth quarter, helping the Falcons post their first ever playoff victory on the road. The Saints jumped out to a 10-0 lead before the Falcons stormed back, tying the game in the second quarter with a 24-yard TD reception by Andre Rison and a Norm Johnson 44-yard FG. The Saints answered with a Morten Andersen 35-yard FG before Haynes' 20-yard TD reception gave the Falcons a 17-13 lead late in the third. A one-yard TD run by Dalton Hilliard capped a 19-play, 80-yard drive that put New Orleans back on top, 20-17. But Johnson tied the game with a 36-yard FG with 6:27 to go. Atlanta's defense held, setting up the heroics by Haynes, who turned a 7-yard hitch pass into a 61-yard touchdown run.

ATLANTA .....	0	10	7	10	27
NEW ORLEANS ....	7	6	0	7	20

### Scoring

NO — Turner 26-yard pass from Hebert (Andersen kick)  
 NO — Andersen 45-yard FG  
 Atl — Rison 24-yard pass from Miller (Johnson kick)  
 Atl — Johnson 44-yard FG  
 NO — Andersen 35-yard FG  
 Atl — Haynes 20-yard pass from Miller (Johnson kick)  
 NO — Hilliard 1-yard run (Andersen kick)  
 Atl — Johnson 36-yard FG  
 Atl — Haynes 61-yard pass from Miller (Johnson kick)

	Atl	N.O.
First Downs	20	23
Net Yards Gained	334	330
Rushes/Yards	22-79	22-65
Passing Yardage	255	265
Passes Comp/Att/Int	18-30-1	26-44-2
Sacked/Yards	5-36	1-8
Fumbles/Lost	3-1	2-1
Penalties/Yards	6-48	5-49

### Rushing

**Falcons** — Rozier 7-35, Pegram 11-26, Miller 4-18.  
**Saints** — McAfee 14-49, Hebert 1-9, Hilliard 4-5,  
 Jordan 3-2.

### Passing

**Falcons** — Miller 18-30-1, 291 yds, 3 TD's, Long 61.  
**Saints** — Hebert 26-44-2, 273 yds, 1 TD, Long 26.

### Receiving

**Falcons** — Haynes 6-144, Pritchard 5-63, Rison 4-56, Thomas 1-19, Pegram 1-5, Dixon 1-4.  
**Saints** — Martin 7-83, Turner 5-75, Early 5-41, Hilliard 5-33, Carroll 2-23, Tice 1-13, Jordan 1-5.

Six Atlanta turnovers was too much to overcome in this divisional playoff matchup, played in the nation's capitol amidst 30 mph winds and a steady downpour of rain. Ricky Ervins (104 yds) paced Washington's rushing attack, which amassed 162 yards on the day. The Falcons, meanwhile, played without running backs Mike Rozier, Eric Pegram and Steve Broussard. Tracy Johnson's one-yard TD run late in the first half brought the Falcons to within 14-7 at intermission. But that was as close as they would come. After Chip Lohmiller connected on a 24-yard field goal midway through the third quarter, the Falcons drove 53 yards to Washington's 27 yard line, but came away empty, missing a 45-yard FG. Two possessions later, Washington padded its lead when Riggs scored his second touchdown, a one-yard plunge with 7:20 remaining, accounting for the final 24-7 advantage. Washington held the ball 36:08 to Atlanta's 23:52.

WASHINGTON .....	0	14	3	7	24
ATLANTA .....	0	7	0	0	7

### Scoring

Wash — Ervins 17-yard run (Lohmiller kick)  
 Wash — Riggs 2-yard run (Lohmiller kick)  
 Atl — Johnson 1-yard run (Johnson kick)  
 Wash — Lohmiller 24-yard FG  
 Wash — Riggs 1-yard run

	Atl	Wash
First Downs	12	22
Net Yards Gained	193	332
Rushes/Yards	14-43	45-162
Passing Yardage	150	170
Passes Comp/Att/Int	17-32-4	14-29-1
Sacked/Yards	4-28	0-0
Fumbles/Lost	3-2	0-0
Penalties/Yards	3-19	4-23

### Rushing

**Falcons** — Johnson 8-33, Chaffey 3-8, Pegram 3-2.  
**Redskins** — Ervins 23-104, Byner 14-57, Riggs 4-7, Monk 1-(-2), Rypien 3-(-4).

### Passing

**Falcons** — Miller 17-32-4, 178 yds, Long 17.  
**Redskins** — Rypien 14-28-1, 170 yds, Long 26.

### Receiving

**Falcons** — Rison 7-62, Pritchard 5-56, Dixon 2-19, Haynes 1-15, Thomas 1-15, Phillips 1-11.  
**Redskins** — Clark 6-64, Monk 3-45, Sanders 1-26, Ervins 3-24, Byner 1-11.

## PLAYOFF HISTORY

**NFC Playoffs**  
**Green Bay 37, Atlanta 20**  
 December 31, 1995  
 Lambeau Field (60,453)

Jeff George threw for 366 yards and a pair of TD's, but it wasn't enough as Green Bay's big touchdown on a punt return and balanced offensive attack kept the Packers' playoff record unblemished at Lambeau Field.

Edgar Bennett rushed for 108 yards, while Brett Favre hit on three touchdowns to lead the Pack offensively. Atlanta's offense outgained the Packers, 360-307, and scored the most points in a playoff game by an opponent in G.B. history.

Behind most of the game, Atlanta was forced to pass in the muddy conditions of Lambeau Field, which had been covered and heated despite 30 degree weather conditions.

The Falcons did strike first, however, on a 65-yard TD bomb from George to Eric Metcalf down the right sideline for a 7-0 lead. The Packers countered with four first-half touchdowns, including the 76-yard punt return by Anthony Freeman, to take a 27-10 halftime lead. Atlanta pulled within 10 points at 27-17 early in the fourth quarter on J.J. Birden's 27-yard TD catch from George. But Favre connected with Dorsey Levens on a perfect 18-yard touchdown strike in the right corner of the end zone midway through the fourth quarter to ice the victory.

GREEN BAY .....	14	13	0	10	—	37
ATLANTA .....	7	3	0	10	—	20

### Scoring

- Atl - Metcalf 65-yard pass from George (Andersen kick)
- G.B. - Bennett 8-yard run (Jacke kick)
- G.B. - Brooks 14-yard pass from Favre (Jacke kick)
- Atl - Andersen 31-yard FG
- G.B. - Freeman 76-yard punt return (2-point att failed)
- G.B. - Chmura 2-yard pass from Favre (Jacke kick)
- Atl - Birden 27-yard pass from George (Andersen kick)
- G.B. - Levens 18-yard pass from Favre (Jacke kick)
- Atl - Andersen 22-yard FG
- G.B. - Jacke 25-yard FG

### Team Statistics

	Atl	G.B.
First Downs	18	23
Total Yardage	360	307
Rushes/Yards	10-21	29-117
Passing Yardage	366	199
Passes Comp/Att/Int	30-54-2	24-35-0
Sacked/Yards	3-27	1-9
Penalties/Yards	5-67	5-36
Fumbles/Lost	1-0	0-0

### Rushing

- Falcons: Heyward 9-21, George 1-0.
- Packers: Bennett 24-108, Levens 2-12, Favre 3- (-3).

### Passing

- Falcons: George 30-54-2, 366 yds, 2 TD's, Long 65.
- Packers: Favre 24-35-0, 199 yds, 3 TD's, Long 20.

### Receiving

- Falcons: Metcalf 8-114, Birden 6-64, Emanuel 6-62, Mathis 5-93, Heyward 3-20, Brown 1-14, Lyons 1-(-1).
- Packers: Brooks 7-73, Morgan 4-36, Jackson 3-23, Bennett 3-11, Levens 2-19, Chmura 2-15, Freeman 1-14, Henderson 1-4.



Michael Haynes' 61-yard TD in the 4th quarter gave the Falcons their first ever road playoff win in 1991. Haynes return to his hometown netted 6 catches for 144 yards and 2 TD's.



Steve Bartkowski's two fourth-quarter TD passes sparked the Falcons to victory in their first ever playoff game on Christmas Eve of 1978 in Atlanta.

## HISTORICAL CALENDAR

<b>The Start</b> June 30, 1965	The NFL awards a franchise to 41-year-old Rankin M. Smith, Executive Vice President of Life Insurance Company of Georgia, for \$8.5 million. At the time there were 14 NFL franchises in existence, 8 AFL clubs. Officially, Atlanta became the 23rd professional football club in existence, the 15th in the NFL prior to the merger of the Leagues.
<b>Officially Titled</b> Aug. 20, 1965	"Five Smiths, Inc." is registered as the corporate name for the Atlanta franchise. It is so named for Rankin Smith's five children: Rankin, Jr., Carrol Christine, Dorothy Ann, Taylor, and Nancy Karen.
<b>Stockholders</b> Aug. 24, 1965	The listed stockholders of the franchise included Lindsey Hopkins, Jr., Howard Dobbs, Jr., Cody Laird, Jr., I. M. Sheffield III, Dorothy Laird Williams, W. Barrett Howell, and M. E. Kilpatrick.
<b>The Nickname</b> Aug. 29, 1965	"Falcons" was suggested by many, with reasons from a school teacher from Griffin, Georgia singled out. Miss Julia Elliott said: "the Falcon is proud and dignified, with great courage and fight. It never drops its prey. It is deadly and has a great sporting tradition." A logo was designed by Wayland Moore Studios.
<b>You Need Players</b> Sept. 9, 1965	Halfback Bob Paremore and split end Gary Barnes, who had been in the NFL with the Cardinals and Bears, were the first two players to sign with the Falcons.
<b>The First Draft</b> Nov. 27, 1965	With the first pick in the entire draft, the Falcons chose Outland Trophy winning Linebacker Tommy Nobis from the University of Texas. After being drafted also by Houston of the AFL, he chose the Falcons on Dec. 14 and signed a contract. As the Falcons got two choices in each of the first five rounds, QB Randy Johnson of Texas A&I was the other first round pick by Atlanta. All told, the Falcons gained 25 players in the 20 round draft, the last one being defensive back Bob Riggles from Penn State. Nobis is the club's Director of Player Development, while Riggles served 21 years as a team scout.
<b>The Head Coach</b> Jan. 26, 1966	Norb Hecker, 39, left the Green Bay staff of Vince Lombardi to accept the job as the Falcons first head coach. He was with Lombardi seven years as they won three world titles and four conference titles. Gene Cronin, the Director of Player Personnel, deserves the distinction of being the first member of the Falcon organization named by Mr. Smith.
<b>Supplemental Draft</b> Feb. 16, 1966	Allotted three picks from each of the 14 other NFL teams, the Falcons added 42 more players. Each team, who had a 40-man roster, placed 11 available for the Falcons to select from. Among those picks was their first leading rusher (Junior Coffey from Green Bay), their first leading receiver (Alex Hawkins from Baltimore), and a defensive captain (Bill Jobko from Minnesota).
<b>Head for the Mountains</b> March 26, 1966	A YMCA Camp, Blue Ridge Assembly on Black Mountain, N.C. (near Asheville) is selected as the first summer training camp home.
<b>The Merger Occurs</b> June 8, 1966	The AFL and NFL agree to merge with a Championship Game to be played. The teams would not actually begin playing regular season games until 1970. Atlanta was assigned to the NFL's Western Conference, Coastal Division, with the Los Angeles Rams, Baltimore Colts, and San Francisco 49ers.
<b>The First Practice</b> July 2, 1966	Training Camp opened with some 130 players checking in for physicals and their chance to be an NFL player. One of the camp's visitors was Rev. Billy Graham, who lived just a few miles from the Blue Ridge Assembly. All told, 66 rookies reported with the vets checking in on July 9.

## HISTORICAL CALENDAR

<b>The First Game</b> Aug. 1, 1966 (Preseason)	Before 26,072 at Atlanta Stadium, Philadelphia claims a 9-7 win over the Falcons. Trivia fans might want to note that QB Dennis Claridge passed one yard to Tom Wilson for the Falcons first ever touchdown (second quarter) to provide a 7-6 halftime lead.
<b>This Game Is For Real</b> Sept. 11, 1966	The Los Angeles Rams handed the Falcons a 19-14 loss before 54,418 at Atlanta Stadium. The Rams of George Allen were led by QB Roman Gabriel (294 yards). After a 16-0 lead, Atlanta rallied to make it 16-14 before a third quarter Ram FG ended the scoring. Pre-game ceremonies included Commissioner Pete Rozelle, Governor Carl Sanders, and Mayor Ivan Allen. Falcon RB Ernie Wheelwright ran for 91 yards and caught a pass for 25 more to lead the offense.
<b>The First Points</b> Sept. 11, 1966	<b>It was the second quarter when QB Randy Johnson hit Gary Barnes for a 53-yard touchdown to officially score the first points for the Atlanta Falcons.</b>
<b>The First Official Win</b> Nov. 30, 1966	After nine straight losses, the Falcons claimed one for the W column at Yankee Stadium (62,746), 27-16. Former Giant Ernie Wheelwright scored two TD's receiving and ran for 51 more yards as QB Randy Johnson hit for a trio of TD's.
<b>Tying an NFL Record With A 1st HOME Win</b> Dec. 11, 1966	<b>The Falcons tied an NFL record for an expansion team (Minnesota) by winning a third game. This victim was the St. Louis Cardinals, 16-10, before 57,169. The second win had been at Minnesota with Bobby Riggie returning an interception 62 yards for a touchdown.</b>
<b>Atlanta's First All-Pro</b> Dec. 15, 1967	<b>Linebacker Tommy Nobis was named to the AP all-pro team, a Falcon first. This honor followed his Rookie of the Year performance in 1966 (Bert Bell Award and Pro Football Writers Association).</b>
<b>A New Regime</b> Oct. 1, 1968	Norm Van Brocklin, formerly head coach of Vikings, is named to replace Norb Hecker after three games of season. Two weeks later, his Falcons beat New York, 24-21, in first meeting between Van Brocklin and his former QB, Fran Tarkenton.
<b>Starting On the Right Foot</b> Sept. 21, 1969	Falcons win first season opener ever, beating 49ers, 24-12, before home fans. Rookie Tight End Jim Mitchell scored two TD's and club set team record with 229 yards rushing.
<b>The Triple Play</b> Dec. 7, 1969	Harmon Wages had a game to remember in this 45-17 rout of the Saints. The second year back threw for a TD in the first quarter (16 yards to Flatley), then caught a pass for a TD in the second quarter (88 yards), and then ran for a TD in the fourth quarter (66 yards).
<b>A Passing Feat</b> Sept. 27, 1970	In Week Two at Green Bay, QB Bob Berry sets club records with the Franchise's first 300-yard passing game (28-44 for 302), but Packers rally for 27-24 win.
<b>Cannonball Explodes</b> Oct. 4, 1970	<b>Jim "Cannonball" Butler, just one week after Berry's passing record, sets a new club rushing record in the home opener against the 49ers. The seven-year veteran set two club records that day. One was for most yards (127 on 17 carries), the other was for most fumbles (4).</b>
<b>National TV!</b> Nov. 30, 1970	Over 30 million Monday Night TV viewers saw their first game from Atlanta as the Miami Dolphins came to town with ABC-TV. Larry Csonka (108) and Mercury Morris (76) ran away with a 20-7 Miami victory.
<b>A Hall of Famer</b> Feb. 23, 1971.	Coach Norm Van Brocklin is elected to the Pro Football Hall of Fame.

## HISTORICAL CALENDAR

<b>Catch This Act</b> Oct. 3 and Dec. 19, 1971	Rookie sensation Ken Burrow made more yardage receiving in one game than any NFC receiver, and he wrote his name in the club record book TWICE. He had 190 yards at Detroit and duplicated that feat at New Orleans. All of this was done playing the final 11 games with a broken wrist.
<b>A Winning Season</b> Dec. 19, 1971	In dramatic fashion with 40 seconds left, the Falcons score to beat New Orleans, 24-20, to finish the season at 7-6-1, thus giving them the first winning season in club history.
<b>A Coast to Coast Win</b> Nov. 22, 1971	Falcons win their first Nationally televised game with a 28-21 triumph over Green Bay in Atlanta. Atlanta had 77 plays to the Packers 33, outgaining them 386-143, as Monday Night TV televised the action.
<b>A Jinx Is Ended With a 1-2 Punch</b> Oct. 1, 1972	After 10 unsuccessful tries, Falcons finally defeat the L.A. Rams, in humiliating fashion, 31-3 at Atlanta Stadium. Hampton and Art Malone set a club record by each running for over 100 yards (161 Hampton and 103 Malone).
<b>An "Unofficial" 1,000</b> Dec. 17, 1972	Dave Hampton technically was the club's first 1,000-yard rusher. At Kansas City, the veteran running back scampered around end for his 1,000th yard. However, his next carry was a six-yard loss and his final carry a one-yard gain. Thus, he ended at 995, never officially getting his name in the Falcon record book.
<b>Lighting Up the Scoreboard</b> Sept. 16, 1973	Opening against New Orleans, Falcons smash 35 team records en route to 62-7 victory.
<b>Monday Night Madness</b> Nov. 19, 1973	Unbeaten Vikings (9-0) come to town to face surging Falcons (five in a row) before national audience. No Falcon fan is disappointed as club responds to challenge with 20-14 win for 6th straight.
<b>"Hard-Luck" Hampton and the "So Close" Falcons</b> 1973	After missing by five yards for a 1,000-yard season last year, Dave Hampton comes even closer this year. Needing 87 yards in the finale, he gets just 84 and finishes three yards shy of the magic number. The Falcons are equally close, finishing 9-5 for their most wins and best record ever, but losing out for the playoffs by one game.
<b>Trading for the Future</b> Jan. 27, 1975	In order to obtain the rights to the number one pick in the college draft, the Falcons send offensive tackle George Kunz and a draft choice to Baltimore. Falcons also got a 6th round pick (and took LB Fulton Kuykendall).
<b>The Future is Here</b> Jan. 28, 1975	With that top choice, the Falcons select all-America QB Steve Bartkowski from California.
<b>Hooray for Hampton</b> Dec. 21, 1975	Running Back Dave Hampton becomes first Falcon to gain 1,000 yards rushing (1,002) with 61 in final game vs. Green Bay.
<b>Front Office Moves</b> Feb. 1-3, 1977	Former NFL quarterback Eddie LeBaron is named General Manager, with Rankin M. Smith, Jr. assuming the title of Club President. Two days later, Leeman Bennett, a Rams assistant becomes fifth Head Coach in club history.
<b>Zero Hour</b> Nov. 27, 1977	In shutout of Bucs, Falcons set club record by allowing just 78 total yards. It is also the second 0 performance by the defense on the season, also a club first.

## HISTORICAL CALENDAR

<b>NFL Record!</b> 1977 Defense	With 35-7 final win over Saints, Falcons establish new NFL modern day record for 14-game season by allowing just 129 points all year as club finishes 7-7.
<b>June Jones and the Gritz Blitz Go National</b> Oct. 30, 1978	In their first national TV game in four years, the Falcons lose Bartkowski in 2nd quarter. Enter June Jones, kicker Tim Mazzetti's five field goals, and the hard hitting Gritz Blitz defense and you have a 15-7 Rams upset.
<b>"Big Ben Right"</b> Nov. 12, 1978	With 2:23 remaining the Falcons were trailing 17-6 at their own 20-yard line. An 80-yard march made it 17-13 with 59 seconds left. With 19 seconds left, Bartkowski threw 57 yards into a cluster where Alfred Jackson caught a pass deflected by Wallace Francis and the Falcons clock struck victory.
<b>Clinching a Play off Berth the Easy Way</b> Dec. 15, 1978	When Redskins lose to Bears, Falcons are ensured their first Playoff berth. The next day, L.A. beat Green Bay to give the Falcons a home field game.
<b>Dealing the Wild Card</b> Dec. 24, 1978	With two TD's in the final eight minutes, the Falcons overcame the rainy weather to win their Playoff game over the Eagles, 14-13. The Christmas Eve present to the fans was not complete until the Eagles missed a 34-yard FG in the final seconds. Merry Christmas!
<b>Valiant Underdogs</b> Dec. 30, 1978	As 14-point underdogs in Texas Stadium, the Falcons came ready to win. They jumped out to a 20-13 halftime lead and knocked QB Roger Staubach unconscious just before the half. The home-team Cowboys regained the lead 27-20 as the Falcons marched for a tying score. With 4th-and-1 at the Cowboy 32, the Falcons came up inches short and never got the ball back.
<b>William Who?</b> Sept. 2, 1979	Third-round draft choice William Andrews made his NFL debut memorable with a club-record 167 yard effort in a 40-34 overtime win at the Superdome. Each team gained over 500 yards offense before Falcons won with special teams interception TD.
<b>Adding Up The Totals</b> Dec. 16, 1979	Records were broken for the season by William Andrews with 1,023 yards, by Wallace Francis with 74 catches for 1,013 yards and by Steve Bartkowski with 2,502 yards (203-379).
<b>The Bigger They Are, The Harder They Fall</b> Sept. 28 - Oct. 5, 1980	Undefeated opponents fall on successive weekends to the Falcons. First, the 49ers are upset 20-17 at Candlestick, then with a record-breaking 34-point first half, the Lions fall, 43-28
<b>How the West Was Won</b> Dec. 14, 1980	Bartkowski's 28th, 29th and 30th TD passes, Andrews, sixth 100-yard game and a rugged defense led to a 35-10 rout of the 49ers and the Falcons had earned their first-ever NFC Western Division Title. The win was the Falcons 9th straight and 12th of the season, both club bests.
<b>Heartbreak in Georgia</b> Jan. 5, 1981	Leading 24-10 heading into the 4th quarter, Falcons end up on short end of 30-27 score as Cowboys rally for 20 points in Atlanta Fulton County Stadium before record 60,022 fans.

## HISTORICAL CALENDAR

<b>Aloha</b> Feb. 1, 1981	Record six Falcons selected to Pro Bowl as Bartkowski passes for new high 178 yards (55 TD to Alfred Jenkins) to lead NFC to 21-7 win.
<b>You Had To See it to Believe It, Folks</b> Sept. 13, 1981	Green Bay Packer fans were enjoying a 17-0 lead after three quarters, but no one knew what was in store next. In a nine-minute span, the Falcons erupted for an NFL record tying 31 points (4 TD's, 1 FG) to win 31-17.
<b>Good News, Bad News</b> Sept. 20, 1981	Atlanta fans were treated to a 34-17 thumping of the rival 49ers (soon to be Super Bowl bound) and the fastest start in club history, 3-0. The Falcons had now won 12 of the last 13 regular season games and 14 of last 15. Tommy Pridemore even set a club record with a 101-yard interception return. The bad news: three starters were lost in a five-minute span (LB Joel Williams, DE Jeff Merrow and T Warren Bryant).
<b>Numbers To Remember</b> 1981 Season	The team will look back on seven losses of five points or less as to why they were 7-9. The defeats were by 1, 2, 2, 3, 3, 3, and 5 points. Individually, records were set by Steve Bartkowski (3,830 yards), William Andrews (81 catches), Alfred Jenkins (1,358 yards, 13 TD's - 3 in one game), and Mick Luckhurst (114 points). A team high seven Falcons are picked for the Pro Bowl.
<b>No More Tickets</b> May 17, 1982	Season ticket sales are halted after reaching a club record 55,144.
<b>Back on Track</b> Nov. 21, 1982	In first game after strike, William Andrews gains 207 yards (119 rush, 88 rec.) and rookie Gerald Riggs scores his first two NFL TD's in 34-17 win over Rams. Falcons are 2-1 and thinking playoffs in short season.
<b>A National Clinch</b> Dec. 19, 1982	With a powerful 17-7 win over the Super Bowl Champion 49ers before a national Sunday Night audience, the Falcons become third NFC team to clinch a playoff berth as they up record to 5-2. Team controlled ball for 43 minutes to 17 for 49ers and ran the ball 57 times for 223 yards.
<b>Indoor Playoffs</b> Jan. 9, 1983	Falcons journeyed to Minnesota's Metrodome for the opening round Playoff game and led 7-3 after one quarter and 21-16 after three quarters, but Vikings rallied for 30-24 win. In an oddity, all 24 Falcon points were scored by the special teams (blocked punt for TD, pass to Luckhurst for TD, and FG) and the defense (Glazebrook TD interception).
<b>A Two-Time Hero</b> Nov. 27, 1983	Kenny Johnson became only the 12th player in NFL history to score two TD's in the same game with interceptions. His first one put the Falcons ahead of Green Bay, 41-34, but the Pack came back to force overtime. With another chance to be the hero, Johnson returned an interception 31 yards to win the game.
<b>Stats to Remember</b> Dec. 18, 1983	William Andrews sets new club record with 331 rushes for 1,567 yards, Steve Bartkowski has third 3,000-yard season and sets mark with 63.4% completion rate and just 1.1% interception rate (5 in 432), while C Jeff Van Note starts his 200th game as a Falcon.
<b>Surgery for William</b> Aug. 21, 1984	Falcon all-time leading rusher, William Andrews, injures knee ligaments, cartilage and nerve in practice session and is out indefinitely.
<b>A New Leader</b> Sept. 2, 1984	Gerald Riggs gets the starting call and sets new club records with 35 attempts for 202 yards in 36-28 opening win at the Superdome in New Orleans.

## HISTORICAL CALENDAR

<b>A Catchy Record</b> Dec. 2, 1984	Receiver Alfred Jackson broke the club record with 11 catches for 193 yards vs. San Francisco in 35-17 loss.
<b>"White Shoes" Is #1</b> Sept. 8, 1985	Billy "White Shoes" Johnson becomes the NFL's all-time career punt returner with 58 yards against Detroit.
<b>Determined Gerald</b> Dec. 22, 1985	With 158 yards in the 16-10 win over New Orleans, Gerald Riggs had a club best 9 100-yard games and a season record 1,719 yards to lead the entire NFC.
<b>A Record Start</b> Sept. 1986	The Falcons came out roaring with four straight wins over New Orleans, St. Louis, Dallas and Tampa Bay for the best-ever start in club history. The Cowboy game featured a 10-point rally with a game-winning FG with 20 seconds left and the Buc game featured a 20-7 come-from-behind win with an overtime FG the decider. Gerald Riggs ran for a touchdown in each game to tie a club mark. The opener also featured the return of William Andrews after a two-year layoff following knee surgery.
<b>Leading the Way</b> Oct. 12, 1986	In a game that featured the return of QB Steve Bartkowski to Atlanta (as an LA Ram), the Falcons rolled to a 26-14 win to up their mark to 5-1. The next week, the Falcons fought to an overtime tie with the 49ers to stay atop the Western Division.
<b>A Note of Thanks</b> Dec. 14, 1986	It was Jeff Van Note day at Atlanta Fulton County Stadium as the 18-year veteran center was honored after 246 games. With all his family present, he was presented gifts including a vintage 1957 Chevy (symbolic of his #57 and being a classic). Mick Luckhurst extended his club record to 117 consecutive PAT's.
<b>Record Breaking Session By Riggs Spells Doomsday For Dallas</b> Dec. 6, 1987	Gerald Riggs becomes the club's all-time leading rusher, surpassing William Andrews with a five-yard run in the third quarter at Dallas, giving the six-year pro from Arizona State a career total of 5,987 yards. Riggs finishes up the day with 119 yards to help the Falcons break a seven-game losing streak and knock the Cowboys out of the playoffs for the second straight year with a 21-10 victory in Texas Stadium.
<b>Making a Case for Himself</b> Nov. 6-27, 1988	CB Scott Case laid claim to a spot in the Pro Bowl by being named NFC Defensive Player of the Month for November. Case intercepted five passes (two each vs. Packers and Raiders), registered a forced fumble and QB sack and made 20 tackles with nine passes defended to help the Falcons to a 3-1 record during the month.
<b>Settling for a Place in History</b> Dec. 18, 1988	RB John Settle put his name in the League's record book by becoming the first free agent in NFL history since the 1970 merger to gain 1,000 yards in a season as he rushed for 66 yards against the Saints to finish with 1,024, Paul Lowe (Chargers) and Clem Daniels (Raiders) of the AFL were the only other undrafted players to accomplish the feat (in 1963 and 1965). The former Appalachian State star was fourth in the NFL in total yards (1594) and the club leader in receptions with 68 as he garnered his first trip to the Pro Bowl.
<b>A Case of a Perfect 10</b> Dec. 18, 1988	CB Scott Case picked off his 10th pass of the year against the Saints to finish atop the NFL charts. Case set a new Falcon record for interceptions in a season eclipsing the old mark of nine by Rolland Lawrence in 1975. The Oklahoma product stole seven passes in the second half of the season when the young Falcons defense began to jell.

## HISTORICAL CALENDAR

<b>Prime Time Scores Twice</b> 1989	Deion "Prime Time" Sanders ends his lengthy Sept. contract holdout and reports to camp. He takes a Friday practice and Saturday walk through and puts on the football pads for the first time in seven months in the season opener vs. the Rams. In the first quarter, Deion returns a punt 68 yards for a touchdown. After hitting a home run for the New York Yankees earlier that week, it makes him the only modern day athlete to hit a HR and score a TD in the same week.
<b>Herschel and GA Homecoming</b> Sept. 17, 1989	Heisman trophy winning Herschel Walker returns to Homecoming, his native Georgia, for his first NFL game. The hometown Falcons spoil his party, but the sellout crowd enjoys a 27-21 Atlanta win over the Cowboys and Herschel.
<b>Good Job</b> Dec. 1989	Guard Bill Fralic goes to a fourth consecutive Pro Bowl (the only guard in the NFL to do so). Rookie WR Shawn Collins leads all NFL rookies and sets a club rookie mark with 58 catches, while fellow rookie Deion Sanders gains post-season recognition by leading all rookie DB's with five thefts and gaining over 1,000 yards in returns.
<b>Back in Black</b> March 20, 1990	The Falcons announce plans for their 25th Anniversary season that include going back to their original black jerseys of 1966. In addition black helmets are unveiled along with the 25th anniversary logo patches for the uniforms.
<b>Showstopping Trade</b> April 20, 1990	With the number one pick overall in the Draft, the Falcons deal with the Colts for six-time Pro Bowl lineman, Chris Hinton, all-rookie WR Andre Rison, and next year's #1 pick.
<b>That's Super!</b> May 23, 1990	<b>Falcons owner Rankin Smith leads the way in securing Super Bowl XXVIII for the City of Atlanta at the NFL Owners Meeting in Dallas.</b>
<b>Opening Day</b> Sept. 9, 1990	Houston, Jerry Glanville's former team, comes to town to face the new black-clad Falcons. With the defense scoring three touchdowns, the Falcons win in a rout, 47-27, before a sellout crowd.
<b>National TV</b> Oct. 28, 1990	<b>With a national TV audience watching for the first time since 1984, the Falcons storm the Cincinnati Bengals, 38-17. The prime time viewers see "Prime Time" Deion Sanders set a club record with a 79-yard punt return TD in what was TNT's highest rated game of the season.</b>
<b>Happy Ending</b> Dec. 30, 1990	With the Dallas Cowboys coming to town, needing a win to secure a playoff berth, the Falcons close out with a second straight win and a 26-7 romp behind a club record 68-yard run by Mike Rozier. The Falcons donated 2,000 tickets from the sellout to the USO for servicemen to attend.
<b>Two-Timer</b> Jan. 30, 1991	<b>Deion Sanders becomes both an Atlanta Brave and an Atlanta Falcon as he signs a baseball contract. He's the first to play two sports in the same city in 30 years.</b>
<b>Big Ben III Rings</b> Nov. 3, 1991	QB Billy Joe Tolliver, subbing for injured Chris Miller, lofted a 44-yard "Big Ben" pass caught in a crowd of seven players by WR Michael Haynes with nine seconds remaining. That gave the Falcons a 17-14 victory and season sweep over the San Francisco 49ers. San Francisco had just taken the lead with only 53 seconds left in the game.
<b>Coming Up 3's</b> Nov. 17, 1991	The Falcons go on a scoring spree in the second quarter and set a new club record for most points in one quarter with 33. WR Andre Rison scores 3 TD's (18 of the 33 points) with scores of 39, 12 and 15 yards. Rison also tied a club record for most points scored by an individual in a game. The 33 in a quarter were seventh highest ever in NFL history.

## HISTORICAL CALENDAR

<b>West Coast Sweep</b>	Atlanta recorded an NFL rarity by sweeping all western opponents either on the road or at home. The Falcons were 7-0, defeating the Rams and the 49ers twice, along with the Raiders, Chargers and the Seahawks. Atlanta was the only team in 1991 to defeat the 49ers in Candlestick Park.
<b>Long Flights</b>	WR Michael Haynes led the entire NFL in average yardage per catch with a 22.4 rate (the NFL's highest since 1983). Mike had 50 receptions on the year for 1,122 yards and 11 touchdowns. His 11 touchdown catches averaged 44.9 yards per play as he recorded 12 receptions over 30 yards.
<b>Prince of Thieves</b>	CB's Deion Sanders and Tim McKyer both co-led the NFC in interceptions with six thefts apiece.
<b>National OT Victory</b> Nov. 24, 1991	The Falcons scored 10 points in the last two minutes of regulation to send the New Orleans game into overtime on ESPN's Pigout Game of the Week. A 54-yard completion from QB Chris Miller to WR Michael Haynes set up the 50-yard field goal by K Norm Johnson for the OT win before ESPN's largest TV audience of the season.
<b>The Tuggle Struggle</b>	Falcon LB Jessie Tuggle, who had over 200 consecutive tackles the previous two seasons, had led the entire NFL in tackles, only to be forgotten when All-Pro teams and Pro Bowl selections were made. A 1992 Pro Bowl selection rejection, Tuggle was finally recognized as a first team All-Pro pick by Sports Illustrated.
<b>Road Kill</b>	The Falcons made club history as they swept through their NFC West road trips by defeating the Rams 31-14 in Anaheim, dropping New Orleans in Overtime 23-20 at the Superdome, and by giving the 49ers their only loss in 1991 at Candlestick Park 39-34. This was the first time ever the birds had beaten all their division rivals on the road.
<b>One Last Time A Final Game Outdoors</b> Dec. 15, 1991	A sellout crowd witnessed the Falcons' final home game of the 1991 season, as well as the birds' final game in Fulton-County Stadium. Atlanta defeated the Seattle Seahawks' 26-13, to run their home win streak to five straight. NFL thieves Tim McKyer and Deion Sanders combined on a 55-yard interception and lateral for a memorable touchdown. On hand with the 59,000 fans were Hammer, World Heavy Weight Champion Evander Holyfield, singer Wayne Newton, and country and western group Diamond Rio.
<b>Playoff Win!</b> Dec. 29, 1991	On the road at arch-rival New Orleans on ABC's national TV, the Falcons came from 10 points down to win their first-ever Playoff game away from home. New Orleans native Michael Haynes scored two touchdowns, including the game winning 61-yarder in the fourth quarter, then CB Tim McKyer ended any suspense by intercepting a pass.
<b>The First Game in the New Dome</b> Aug. 23, 1992	A sold-out crowd (66,834 actual) and a national TV audience (ABC) on this Sunday afternoon saw the Falcons win the first-ever football game in the new Georgia Dome, 20-10, over the Philadelphia Eagles. While the Eagles' Ian Howfield kicked a 33-yard FG for the first points ever, the Falcons hooked up on their first play in the Dome for a 76-yard TD pass (Chris Miller to Michael Haynes). While all fans received a special souvenir ticket and commemorative pin, the day of entertainment included performances by megastar MC Hammer, doing the "Too Legit to Quit" theme song of the team, plus a Georgia native halftime show featuring major country recording stars Travis Tritt, Alan Jackson, Trisha Yearwood, Doug Stone, and T. Graham Brown. Recording star John Denver performed the national anthem, while Las Vegas boxing announcer Michael Buffer began the proceedings with his trademark, "Let's get ready to rumble." The pre-game festivities also included a 100-yard red ribbon cutting by Commissioner Paul Tagliabue and Falcons owner Rankin M. Smith.

## HISTORICAL CALENDAR

<b>This First One Counts as A "W"</b> Sept. 6, 1992	In the regular season opener in the Dome, the Falcons scored on their first four possessions en route to a 20-17 win over the New York Jets before a sellout of 65,585. The first play saw rookie RB Tony Smith run for 32 yards and the first points came on a Norm Johnson 25-yard FG. Just 17 seconds later, the Falcons scored the first TD in the Dome on a Chris Miller-to-Michael Haynes pass of 14 yards. Miller and Haynes hooked up again on an 11-yard play later in the first quarter as the Birds ran up a 17-0 lead. In the second period, Norm Johnson tied a club record with a 54-yard FG. Miller's 72% passing (21-29) and 117 yards from the ground game led the Falcons to victory.
<b>Double Duty</b> Oct. 11, 1992	Deion Sanders pulled off yet another first by participating in two pro sports in the SAME DAY. On Saturday night, he played in the Braves Playoff game in Pittsburgh, flew to Miami to play for the Falcons, then flew back to Pittsburgh for a game Sunday night. His presence helped the Falcons hold Dan Marino to a rare game without a TD pass, but the Falcons lost a 17-7 third quarter lead to bow, 21-17.
<b>Shut 'Em Out</b> Nov. 29, 1992	The Falcons defense posted the first shutout since 1988 in a 34-0 rout of the New England Patriots. Atlanta allowed just 15 net yards passing, second best in club history, and just 105 total yards with five QB sacks, two pass interceptions (both by Deion) and two fumble recoveries. Rookie Tony Smith had another hot day with an 8.1 rush average (10-81-1 td) and a 15-yard average on PR (5-75) for 151 yards.
<b>Of Passing Interest:</b> The '92 Season	The Falcons led the NFL with a club record 33-TD passes and became the only team to have 30 or more TD's in both '91 and '92. The 336 pass completions were a club season best as were the 194 passing first downs. Andre Rison set a club record with 93 receptions and became the first player in NFL history to have 300 catches in their first four years in the League. The Rison-Haynes tandem netted 21 TD's to lead the NFL for a second straight year (23 in '91). Mike Pritchard's 77 catches were the 5th most in club history, 9th in the NFL. Wade Wilson finished with three consecutive 300-yard games (324, 342, 374) and 10 TD's in those three games and two consecutive 30-completion games.
<b>Offensive Warfare</b> The '93 Season	Led by Pro Bowlers Andre Rison, Bobby Hebert and Norm Johnson, Atlanta's offense scored over 300 points for the fourth consecutive season. Rison scored a club-record 15 TD's, and set a new standard for most receptions in his first five seasons with 394. Hebert, meanwhile, finished third in the NFL with a career-high 24 TD passes and had the NFL's longest play of the year, a 98-yard TD strike to Michael Haynes. Johnson nearly had a perfect season, connecting on 26-of-27 field goals (.963), while stretching his consecutive FG streak to 26 in a row, the second best mark in NFL history. On defense, LB Jessie Tuggle led the team in tackles for the fifth consecutive season (183). Pro Bowl cornerback Deion Sanders continued to be an impact player, picking off seven passes while shutting down the league's top receivers. Third-year RB Eric Pegram more than made a name for himself, rushing for 1,185 yards, the fourth highest total in '93.
<b>June Jones Named Coach</b> Jan. 24, 1994	June Jones III is named the Falcons' 10th head coach, replacing Jerry Glanville, who resigned following the 1993 season.
<b>Falcons lose long-time friend</b> Nov. 3, 1994	Whitey Zimmerman, the Falcons original equipment manager since 1966, passes away. Always a constant in the locker room, "Zeke" will always be remembered as former Falcon Tommy Nobis stated, the "Original Falcon."
<b>111 Catches!</b> Dec. 24, 1994	Terance Mathis closes out a brilliant season against Arizona, finishing the '94 campaign with a club-record 111 receptions, the 4th highest total of all-time. His 1,342 receiving yards ranks second on Atlanta's all-time charts. For his efforts, he is voted '95 Pro Bowl.

## HISTORICAL CALENDAR

- Mike Kenn Retires**  
Dec. 24, 1994  
Offensive lineman Mike Kenn finally closes out 17-year NFL career after being drafted by the Falcons in 1978. His last game against Arizona was his 251st game played, ranking 6th on the NFL's all-time list. He played in five Pro Bowls and all six of Atlanta's playoff games.
- Falcons Land Morten Andersen**  
July 21, 1995  
*The birds kick off camp by signing Morten Andersen, one of the best kickers in NFL history, Andersen, a long-time Falcons nemesis with New Orleans, had been cut by the Saints, who wanted to re-work his contract. The Falcons act swiftly by waiving Norm Johnson and bringing in the former Saint.*
- I-85 Rivalry Begins**  
Sept. 3, 1995  
The new Carolina Panthers make NFL debut in Georgia Dome and jump out to a 10-0 lead. Atlanta then takes over, building a 20-13 lead on first drive of third quarter. But, Carolina hits on a 44-yard bomb with 26 seconds left to force overtime. The Falcons register their record-tying 9th QB sack of the game, forcing a fumble, and go on to quickly kick the game-winning 35-yard field goal.
- Sweet Revenge!**  
Sept. 17, 1995  
Morten Andersen goes against his former team for the first time as a Falcon and boots the game-winning field goal from 21-yards out in overtime at the Superdome.
- Morten Sets NFL Record**  
Dec. 10, 1995  
Morten Andersen beats his old team again, but this time sets another NFL record in the process. Andersen establishes a new League mark with three field goals from beyond 50 yards in one game, including shots from 55, 55, and 51 yards, as Atlanta comes away with a 19-14 victory and sweeps the Saints for the first time since 1985.
- Playoff Bound!**  
Dec. 24, 1995  
*Needing a win to make the playoffs, the Falcons pull off the improbable, defeating the world champion 49ers, 28-27, in front of a frenzied crowd at the Georgia Dome on Christmas eve. Bobby Hebert connects with Terance Mathis on two touchdowns, including the game-winner as Mathis makes an incredible run to the end zone with 1:45 remaining. Hebert was filling in for an injured Jeff George, who was knocked out with a concussion and neck injury just before halftime. Atlanta finishes 7-1 at home, the second best home record in the NFL in '95, tying a club record.*
- The Ghosts of Lambeau Field**  
Dec. 31, 1995  
The Falcons play in their first playoff game since 1991, but face a hot Packers team who had never lost a post-season game in Lambeau Field. That record stays in tact as Green Bay's balanced offensive attack offsets a 366-yard passing day by Jeff George. The Falcons outgain Green Bay, 360-307, despite the muddy conditions of Lambeau.
- Four 1,000-yard Players!**  
1995 Season  
*The Falcons establish an NFL record by having four players each gain 1,000 yards, including receivers Eric Metcalf (1,189), Terance Mathis (1,039), Bert Emanuel (1,039), and running back Craig Heyward (1,083). Jeff George, meanwhile, became only the 18th QB in League history to have over 4,000 yards passing (4,143).*
- Jamal Anderson Reaches 1,000**  
Dec. 15, 1996  
RB Jamal Anderson becomes the 7th Falcon in club history to rush for over 1,000 yards in a season, combining for 111 yards against the Rams in Atlanta. Anderson had previously signed a 3-year contract extension on 10-28-96, taking him through the 1999 season.
- Jones Let Go As Falcons Coach**  
Dec. 23, 1996  
Head Coach June Jones was fired with two years left on his contract following Atlanta's 3-13 season in 1996. During his three years (1994-96) he compiled a 19-29 record and led the Falcons to a playoff berth in 1995.
- Tuggle Hammers Out Extension**  
Jan. 3, 1997  
Jessie Tuggle, fresh off a club-leading 184-tackle season in '96, signs a 2-year contract extension, taking him through the 1999 campaign. Tuggle, a 3-time Pro Bowler, has led the Falcons in tackles for eight straight seasons.
- Dan Reeves Becomes 10th Falcons Coach**  
Jan. 20, 1997  
Dan Reeves becomes the 8th head coach in franchise history, signing a 5-year contract as Exec. VP of Football Operations/Head Coach. He quickly assembles an impressive staff, including Rich Brooks as Asst. Head Coach/Defensive Coord. and Hall of Famer Art Shell as Offensive Line Coach.

# PRESEASON RESULTS

(OVERALL RECORD: 53-72-1)

## 1966 (1-4)

Philadelphia at Atlanta (20,072) .....	7-9
St. Louis at St. Louis (34,303) .....	10-20
NY Giants at Nashville (20,945) .....	7-14
<b>Cleveland at Atlanta (48,548) .....</b>	<b>3-42</b>
San Francisco at Columbia (21,780) .....	24-17

## 1967 (2-2-1)

NY Giants at Ithaca (20,000) .....	10-10
Miami at Miami (50,822) .....	27-17
<b>Cleveland at Atlanta (52,240) .....</b>	<b>34-31</b>
Minnesota at Cleveland (1st game of doubleheader) (84,236) .....	3-16
NO at New Orleans (67,486) .....	14-27

## 1968 (1-4)

Washington at Tampa (42,180) .....	14-16
NY Giants at Nashville (14,555) .....	13-17
NY Jets at Birmingham (27,406) .....	12-27
<b>NO at Atlanta (49,832) .....</b>	<b>16-10</b>
Miami at Miami (36,122) .....	13-19

## 1969 (2-4)

Philadelphia at Portland (21,625) .....	13-7
Boston at Boston (24,084) .....	34-16
<b>Washington at Atlanta (56,990) .....</b>	<b>7-24</b>
NO at New Orleans (69,898) .....	17-21
KC at Kansas City (37,273) .....	10-14
Green Bay at Canton (17,411) .....	24-38

## 1970 (4-1)

NY Jets at Winston-Salem (19,700) .....	33-7
Washington at Washington (35,186) .....	13-21
<b>Kansas City at Atlanta (56,990) .....</b>	<b>22-17</b>
Buffalo at Buffalo (30,869) .....	10-7
Miami at Miami (50,259) .....	20-17

## 1971 (3-2)

Kansas City at KC (37,403) .....	10-12
Denver at Memphis (22,474) .....	27-10
<b>Buffalo at Atlanta (53,090) .....</b>	<b>35-24</b>
New England at Foxboro (48,631) .....	45-35
San Diego at San Diego (32,555) .....	14-21

## 1972 (1-4)

San Diego at San Diego (41,404) .....	7-30
<b>Pittsburgh at Atlanta (53,288) .....</b>	<b>17-31</b>
Miami at Miami (75,372) .....	10-24
<b>New York Jets at Atlanta (37,806) .....</b>	<b>3-9</b>
Cincinnati at Cincinnati (55,804) .....	44-14

## 1973 (2-3)

Baltimore at Atlanta (57,122) .....	34-10
<b>New England at Atlanta (56,238) .....</b>	<b>27-10</b>
Cleveland at Knoxville, Tenn. (40,831) .....	17-20
<b>Cincinnati at Atlanta (55,863) .....</b>	<b>20-31</b>
Pittsburgh at Pittsburgh (50,350) .....	0-19

## 1974 (4-2)

Philadelphia at Philadelphia (15,379) .....	23-7
Oakland at Berkeley (34,319) .....	16-28
Cincinnati at Grant Field (44,127) .....	7-13
Houston at Houston (27,116) .....	10-6
<b>Baltimore at Atlanta (50,085) .....</b>	<b>23-7</b>
Denver at Denver (43,253) .....	20-14

## 1975 (3-3)

Washington at Washington (18,444) .....	16-14
Baltimore at Lincoln, Neb (43,097) .....	10-3
<b>Oakland at Atlanta (39,878) .....</b>	<b>7-22</b>
<b>NY Jets at Atlanta (34,387) .....</b>	<b>13-16</b>
Buffalo at Tampa, Fla. (41,212) .....	14-16
<b>Philadelphia at Atlanta (28,675) .....</b>	<b>17-14</b>

## 1976 (2-4)

<b>Washington at Atlanta (38,808) .....</b>	<b>10-17</b>
Cleveland at Stillwater, Okla (24,227) .....	7-31
Tampa Bay at Jacksonville, Fla. (11,342) .....	3-17
<b>New England at Atlanta (23,495) .....</b>	<b>17-28</b>
<b>Baltimore at Atlanta (24,986) .....</b>	<b>21-7</b>
<b>Green Bay at Milwaukee, Wisc. (54,989) .....</b>	<b>26-7</b>

## 1977 (3-3)

St. Louis at St. Louis (24,667) .....	3-0
<b>NY Jets at Atlanta (28,954) .....</b>	<b>2-17</b>
<b>Denver at Atlanta (21,239) .....</b>	<b>2-10</b>
Tampa Bay at Orlando (31,123) .....	30-21
Kansas City at Kansas City (22,748) .....	24-16
New England at New England (41,346) .....	10-29

## 1978 (2-2)

New York Jets at New York (31,480) .....	20-17
Pittsburgh at Pittsburgh (46,444) .....	7-13
<b>Philadelphia at Atlanta (51,306) .....</b>	<b>7-24</b>
Washington at Washington (29,487) .....	10-7

## 1979 (0-4)

<b>New England at Atlanta (53,228) .....</b>	<b>14-37</b>
St. Louis at St. Louis (39,705) .....	17-42
<b>Washington at Atlanta (52,478) .....</b>	<b>6-16</b>
Green Bay at Green Bay (55,416) .....	35-45

## PRESEASON RESULTS

### 1980 (1-3)

Seattle at Seattle (59,555) .....	10-14
Pittsburgh at Atlanta (55,695) .....	14-17
San Diego at San Diego (47,184) .....	9-17
Baltimore at Atlanta (42,983) .....	51-35

### 1981 (2-3)

Cleveland at Canton, O (23,921) .....	10-24
Oakland at Oakland (42,697) .....	16-17
New York Jets at Atlanta (51,163) .....	21-20
Minnesota at Minnesota (42,908) .....	19-20
Tampa Bay at Atlanta (53,688) .....	27-7

### 1982 (2-2)

Minnesota at Atlanta (49,831) .....	20-17
Baltimore at Phoenix (56,748) .....	3-34
Philadelphia at Atlanta (51,175) .....	24-21
Tampa Bay at Tampa Bay (62,933) .....	0-34

### 1983 (2-2)

Washington at Atlanta (46,052) .....	13-10
Denver at Denver (73,199) .....	10-21
Tampa Bay at Tampa Bay (57,237) .....	6-17
Baltimore at Atlanta (37,420) .....	10-7

### 1984 (1-3)

Minnesota at Minnesota (51,693) .....	6-37
New Orleans at New Orleans (58,502) .....	21-31
Tampa Bay at Atlanta (29,610) .....	52-21
Denver at Atlanta (30,988) .....	13-24

### 1985 (2-2)

Washington at Atlanta (30,574) .....	14-17
Tampa Bay at Tampa Bay (34,040) .....	23-17
Green Bay at Milwaukee (49,703) .....	24-28
Miami at Atlanta (32,768) .....	19-17

### 1986 (2-2)

New York Giants at Atlanta (25,445) .....	31-24
Atlanta at Tampa Bay (28,797) .....	20-17
Cleveland at Atlanta (33,637) .....	21-27
Atlanta at Washington (52,619) .....	21-29

### 1987 (1-3)

Buffalo at Atlanta (31,166) .....	19-14
Kansas City at Kansas City (39,164) .....	10-13
Cleveland at Atlanta (35,960) .....	3-23
New England at Jacksonville (59,129) .....	13-14

### 1988 (2-2)

New England at New England (32,949) .....	34-30
Kansas City at Atlanta (23,369) .....	13-27
Tampa Bay at Atlanta (18,141) .....	19-14
Washington at Birmingham (51,400) .....	17-34

### 1989 (1-3)

Philadelphia at Philadelphia (40,145) .....	17-23
Tampa Bay at Tampa Bay (28,330) .....	0-27
New England at Atlanta (21,118) .....	7-23
Buffalo at Jacksonville (41,813) .....	36-17

### 1990 (4-0)

Washington at Chapel Hill, N.C. (52,036) .....	31-27
Cincinnati at Atlanta (43,472) .....	34-17
Green Bay at Milwaukee (51,069) .....	17-14
New England at New England (24,106) .....	45-14

### 1991 (2-2)

L.A. Rams at Jacksonville (66,531) .....	38-17
Houston at Houston (52,140) .....	36-7
Tampa Bay at Atlanta (41,983) .....	7-12
Dallas at Dallas (53,689) OT .....	17-20

### 1992 (1-3)

Cleveland at Cleveland (59,566) .....	0-7
Tampa Bay at Tampa Bay (37,000) .....	28-40
Philadelphia at Atlanta (56,834) .....	20-10
Buffalo at Atlanta (62,565) .....	21-27

### 1993 (1-3)

Miami at Atlanta (51,798) .....	27-28
Tampa Bay at Atlanta (49,108) .....	20-10
Philadelphia at Philadelphia (54,425) .....	20-37
Buffalo at Buffalo (51,232) .....	16-17

### 1994 (3-2)

Atlanta vs. San Diego (Hall of Fame) .....	21-17
Atlanta at Denver .....	16-37
Buffalo at Atlanta .....	27-7
Atlanta at Cleveland .....	7-28
Philadelphia at Atlanta .....	20-12

### 1995 (2-2)

Atlanta at Philadelphia .....	17-25
Miami at Atlanta .....	37-0
Cleveland at Atlanta .....	19-10
Atlanta at Buffalo .....	14-20

### 1996 (2-2)

Atlanta at Seattle .....	17-19
Atlanta at Tampa Bay .....	0-16
Atlanta vs. Oakland .....	27-6
Atlanta vs. Arizona .....	31-30

### NFL Important Dates, 1996-97

<b>Dec. 27-28</b>	• Wild Card Playoff Games
<b>Jan. 3-4</b>	• Divisional Playoff Games
<b>Jan. 11</b>	• AFC/NFC Championships
<b>Jan. 25</b>	• Super Bowl XXXII, San Diego
<b>Feb. 1</b>	• AFC/NFC Pro Bowl, Honolulu

## YEAR-BY-YEAR SCORES

1966 (3-11)

*Seventh Place, Eastern Conference*

Coach: Norb Hecker

Date		Atl.	Opp.		
9-11	Los Angeles	14	19	L	54,418
9-18	at Philadelphia	10	23	L	54,049
9-25	at Detroit	10	28	L	47,615
10-2	Dallas	14	47	L	56,990
10-9	at Washington	20	33	L	50,116
10-16	San Francisco	7	44	L	54,788
10-23	at Green Bay	3	56	L	48,623
10-30	Cleveland	17	49	L	57,235
11-13	Baltimore	7	19	L	58,850
11-20	at New York Giants	27	16	W	62,746
11-27	at Chicago	6	23	L	44,777
12-4	at Minnesota	20	13	W	37,117
12-11	St Louis	16	10	W	57,169
12-18	Pittsburgh	33	57	L	56,229
					204 437

1967 (1-12-1)

*Fourth Place, Coastal Division*

Coach: Norb Hecker

Date		Atl.	Opp.		
9-17	at Baltimore	31	38	L	56,715
9-24	at San Francisco	7	38	L	30,207
10-1	at Green Bay	0	23	L	49,467
10-8	Philadelphia	7	38	L	53,868
10-15	Washington	20	20	T	56,538
10-22	at Detroit	3	24	L	50,601
10-29	Minnesota	21	20	W	52,859
11-5	at Dallas	7	37	L	54,751
11-12	Baltimore	7	49	L	58,850
11-19	Los Angeles	3	31	L	56,871
11-20	at New Orleans	24	27	L	83,437
12-3	at Los Angeles	3	20	L	46,395
12-10	San Francisco	28	34	L	51,798
12-17	Chicago	14	23	L	54,107
					75 422

1968 (2-12)

*Fourth Place, Coastal Division*

Coach: Norm Van Brocklin (2-9), Norb Hecker (0-3)

Date		Atl.	Opp.		
9-14	at Minnesota	7	47	L	45,563
9-22	Baltimore	20	28	L	50,428
9-29	at San Francisco	13	28	L	27,471
10-6	Green Bay	7	38	L	58,850
10-13	New York Giants	24	21	W	49,962
10-20	at Los Angeles	14	27	L	54,443
10-27	at Cleveland	7	30	L	67,723
11-3	Pittsburgh	21	41	L	47,727
11-10	Los Angeles	10	17	L	53,979
11-17	at Chicago	16	13	W	44,214
11-24	at St. Louis	12	17	L	43,246
12-1	at Baltimore	0	44	L	60,238
12-8	Detroit	7	24	L	49,437
12-15	San Francisco	12	14	L	44,977
					70 389

1969 (6-8)

*Third Place, Coastal Division*

Coach: Norm Van Brocklin

Date		Atl.	Opp.		
9-21	San Francisco	24	12	W	45,940
9-28	at Los Angeles	7	17	L	58,031
10-5	Baltimore	14	21	L	57,806
10-12	Dallas	17	24	L	54,833
10-19	at San Francisco	21	7	W	28,684
10-26	at Green Bay	10	28	L	50,861
11-2	Los Angeles	6	38	L	58,850
11-9	at Detroit	21	27	L	53,242
11-16	Chicago	48	31	W	53,722
11-23	at Washington	20	27	L	50,345
11-30	at Baltimore	6	13	L	60,238
12-7	New Orleans	45	17	W	51,021
12-14	at Philadelphia	27	3	W	60,658
12-21	Minnesota	10	3	W	52,872
					276 268

1970 (4-8-2)

*Third Place, NFC Western Division*

Coach: Norm Van Brocklin

Date		Atl.	Opp.		
9-20	at New Orleans	14	3	W	77,042
9-27	at Green Bay	24	27	L	56,263
10-4	San Francisco	21	20	W	58,850
10-11	at Dallas	0	13	L	53,611
10-18	at Denver	10	24	L	50,705
10-25	New Orleans	32	14	W	58,850
11-1	Chicago	14	23	L	58,850
11-8	at Los Angeles	10	10	T	67,232
11-15	at Philadelphia	13	13	T	55,425
11-22	Los Angeles	7	17	L	58,850
11-30	Miami	7	20	L	54,036
12-6	at San Francisco	20	24	L	41,387
12-13	Pittsburgh	27	16	W	54,162
12-20	Minnesota	7	37	L	57,992
					206 261

1971 (7-6-1)

*Third Place, NFC Western Division*

Coach: Norm Van Brocklin

Date		Atl.	Opp.		
9-19	San Francisco	20	17	W	56,990
9-26	at Los Angeles	20	20	T	57,895
10-3	at Detroit	38	41	L	54,418
10-10	St Louis	9	26	L	58,850
10-17	Los Angeles	16	24	L	58,850
10-24	New Orleans	28	6	W	58,850
10-31	at Cleveland	31	14	W	76,825
11-7	at Cincinnati	9	6	W	59,604
11-14	New York Giants	17	21	L	58,850
11-22	Green Bay	28	21	W	58,850
11-28	at Minnesota	7	24	L	49,784
12-5	Oakland	24	13	W	58,850
12-12	at San Francisco	3	24	L	44,582
12-19	at New Orleans	24	20	W	75,954
					274 277

## YEAR-BY-YEAR SCORES

**1972 (7-7)**

**Second Place, NFC Western Division**

Coach: Norm Van Brocklin

Date	At.	Opp.	W	L	Pts.
9-17	at Chicago	37	21	W	55,701
9-24	at New England	20	21	L	60,999
10-1	Los Angeles	31	3	W	58,850
10-8	Detroit	23	26	L	58,850
10-15	at New Orleans	21	14	W	66,294
10-22	at Green Bay Mil	10	9	W	47,967
10-29	San Francisco	14	49	L	58,850
11-5	at Los Angeles	7	20	L	75,081
11-12	New Orleans	36	20	W	58,850
11-20	at Washington	13	24	L	53,039
11-26	Denver	23	20	W	58,850
12-3	Houston	20	10	W	58,850
12-10	at San Francisco	0	20	L	61,214
12-17	Kansas City	14	17	L	58,850
<b>269</b>					<b>274</b>

**1973 (9-5)**

**Second Place, NFC Western Division**

Coach: Norm Van Brocklin

Date	At.	Opp.	W	L	Pts.
9-16	at New Orleans	62	7	W	66,428
9-23	at Los Angeles	0	31	L	64,528
10-1	at Detroit	6	31	L	45,519
10-7	San Francisco	9	13	L	58,850
10-14	Chicago	46	6	W	58,850
10-21	at San Diego	41	0	W	41,527
10-28	at San Francisco	17	3	W	56,825
11-4	Los Angeles	15	13	W	58,850
11-11	at Philadelphia	44	27	W	63,114
11-19	Minnesota	20	14	W	58,850
11-25	at New York Jets	28	20	W	61,327
12-2	Buffalo	6	17	L	58,850
12-9	St. Louis	10	32	L	58,850
12-16	New Orleans	14	10	W	58,850
<b>318</b>					<b>224</b>

**1974 (3-11)**

**Fourth Place, NFC Western Division**

Coach: Norm Van Brocklin (2-6);  
Marion Campbell (1-5)

Date	At.	Opp.	W	L	Pts.
9-15	Dallas	0	24	L	57,322
9-22	San Francisco	10	16	L	47,686
9-29	at New Orleans	13	14	L	62,273
10-6	at New York Giants	14	7	W	50,415
10-13	Chicago	13	10	W	47,835
10-20	New Orleans	3	13	L	47,127
10-28	at Pittsburgh	17	24	L	48,094
11-3	at Miami	7	42	L	64,399
11-10	at Los Angeles	0	21	L	70,056
11-17	Baltimore	7	17	L	41,278
11-24	at San Francisco	0	27	L	45,435
12-1	Los Angeles	7	30	L	18,648
12-7	at Minnesota	10	23	L	47,105
12-15	Green Bay	10	3	W	10,020
<b>111</b>					<b>271</b>

**1975 (4-10)**

**Third Place, NFC Western Division**

Coach: Marion Campbell

Date	At.	Opp.	W	L	Pts.
9-21	at St. Louis	20	23	L	42,172
9-28	Detroit	14	17	L	45,218
10-5	New Orleans	14	7	W	29,444
10-12	at San Francisco	17	3	W	44,043
10-19	at Los Angeles	7	22	L	64,843
10-26	Cincinnati	14	21	L	45,811
11-2	at New Orleans	7	23	L	49,342
11-9	at Minnesota	0	38	L	43,751
11-16	Los Angeles	7	16	L	44,595
11-23	Denver	35	21	W	28,686
11-30	at Oakland (OT)	34	37	L	50,860
12-7	Washington	27	30	L	52,809
12-14	San Francisco	31	9	W	38,501
12-21	at Green Bay	13	22	L	56,267
<b>240</b>					<b>289</b>

**1976 (4-10)**

**Fourth Place, NFC Western Division**

Coach: Marion Campbell (1-4), Pat Peppler (3-6)

Date	At.	Opp.	W	L	Pts.
9-12	Los Angeles	14	30	L	53,607
9-19	at Detroit	10	24	L	50,840
9-26	at Chicago	10	0	W	41,029
10-3	Philadelphia	13	14	L	45,535
10-10	at New Orleans	0	30	L	51,521
10-17	Cleveland	17	20	L	33,364
10-23	at San Francisco	0	15	L	50,240
10-31	New Orleans	23	20	W	34,127
11-7	at Seattle	13	30	L	57,985
11-14	San Francisco	21	16	W	20,058
11-21	Dallas	17	10	W	54,992
11-28	at Houston	14	20	L	25,838
12-4	at Los Angeles	0	59	L	57,366
12-12	Green Bay	20	24	L	23,436
<b>172</b>					<b>312</b>

**1977 (7-7)**

**Second Place, NFC Western Division**

Coach: Leeman Bennett

Date	At.	Opp.	W	L	Pts.
9-18	Los Angeles	17	6	W	55,956
9-25	at Washington	6	10	L	55,031
10-2	New York Giants	17	3	W	46,374
10-9	at San Francisco	7	0	W	38,009
10-16	at Buffalo	0	3	L	27,348
10-23	at Chicago	16	10	W	49,407
10-30	Minnesota	7	14	L	59,257
11-6	San Francisco	3	10	L	46,577
11-13	Detroit	17	6	W	47,451
11-20	at New Orleans	20	21	L	43,135
11-27	at Tampa Bay	17	0	W	43,592
12-4	New England	10	16	L	57,911
12-11	at Los Angeles	7	23	L	52,574
12-18	New Orleans	35	7	W	36,895
<b>179</b>					<b>129</b>

## YEAR-BY-YEAR SCORES

1978 (9-7)

**Second Place, NFC Western Division**  
**NFC Wildcard Team**  
 Coach: Leeman Bennett

Date		Atl.	Opp.		
9-3	Houston	20	14	W	57,328
9-10	at Los Angeles	0	10	L	46,201
9-17	Cleveland	16	24	L	56,648
9-24	at Tampa Bay	9	14	L	58,072
10-1	New York Giants	23	20	W	47,765
10-8	at Pittsburgh	7	31	L	48,202
10-15	Detroit	14	0	W	51,172
10-22	at San Francisco	20	17	W	34,133
10-30	Los Angeles	15	7	W	57,250
11-5	San Francisco	21	10	W	55,468
11-12	at New Orleans	20	17	W	70,323
11-19	at Chicago	7	13	L	46,022
11-26	New Orleans	20	17	W	55,121
12-3	at Cincinnati	7	37	L	25,601
12-10	Washington	20	17	W	54,176
12-17	at St. Louis	21	42	L	40,022
12-24	Philadelphia (play.)	14	13	W	49,447
12-31	at Dallas (play.)	20	27	L	60,338
<b>240 290</b>					

1979 (6-10)

**Third Place, NFC Western Division**  
 Coach: Leeman Bennett

Date		Atl.	Opp.		
9-2	at New Orleans (OT)	40	34	W	70,940
9-10	at Philadelphia	14	10	W	55,935
9-16	Denver (OT)	17	20	L	57,677
9-23	at Detroit	23	24	L	56,249
9-30	Washington	7	16	L	56,819
10-7	Green Bay	25	7	W	56,184
10-14	at Oakland	19	50	L	52,900
10-21	at San Francisco	15	20	L	33,952
10-29	Seattle	28	31	L	52,566
11-4	Tampa Bay	17	14	W	55,150
11-11	at NY Giants	3	24	L	60,860
11-19	at Los Angeles	14	20	L	54,097
11-25	New Orleans	6	37	L	42,815
12-2	at San Diego	28	26	W	50,198
12-9	Los Angeles	13	34	L	49,236
12-16	San Francisco	31	21	W	37,211
<b>300 388</b>					

1980 (12-4)

**NFC Western Division Champion**  
 Coach: Leeman Bennett

Date		Atl.	Opp.		
9-7	at Minnesota	23	24	L	44,773
9-14	at New England	37	21	W	48,321
9-21	Miami	17	20	L	54,479
9-28	at San Francisco	20	17	W	56,518
10-5	Detroit	43	28	W	57,652
10-12	New York Jets	7	14	L	57,458
10-19	at New Orleans	41	14	W	62,651
10-26	Los Angeles	13	10	W	57,401
11-2	at Buffalo	30	14	W	57,959
11-9	at St. Louis (OT)	33	27	W	48,662
11-16	New Orleans	31	13	W	53,871
11-23	Chicago	28	17	W	49,164
11-30	Washington	10	6	W	55,665
12-7	at Philadelphia	20	17	W	70,205
12-14	San Francisco	35	10	W	55,767
12-21	at Los Angeles (OT)	17	20	L	62,469
1-4	Dallas	27	30	L	60,022
<b>405 272</b>					

1981 (7-9)

**Second Place, NFC Western Division**  
 Coach: Leeman Bennett

Date		Atl.	Opp.		
9-6	New Orleans	27	0	W	57,406
9-13	at Green Bay	31	17	W	55,382
9-20	San Francisco	34	17	W	56,653
9-27	at Cleveland	17	28	L	78,283
10-5	at Philadelphia	13	16	L	71,488
10-11	Los Angeles	35	37	L	57,841
10-18	St. Louis	41	20	W	51,428
10-25	N.Y. Giants (OT)	24	27	L	48,410
11-1	at New Orleans	41	10	W	63,637
11-8	at San Francisco	14	17	L	59,127
11-15	Pittsburgh	20	34	L	57,485
11-23	Minnesota	31	30	W	54,086
11-29	at Houston	31	27	W	40,201
12-6	at Tampa Bay	23	24	L	69,221
12-14	at Los Angeles	16	21	L	57,054
12-20	Cincinnati	28	30	L	35,972
<b>426 355</b>					

1982 (5-4)

**Fifth Place, NFC #**  
 Coach Leeman Bennett

Date		Atl.	Opp.		
9-12	at NY Giants	16	14	W	74,286
9-19	L.A. Raiders	14	38	L	54,774
11-21	L.A. Rams	34	17	W	39,686
11-28	St. Louis	20	23	L	33,411
12-5	at Denver	34	17	W	75,103
12-12	New Orleans	35	0	W	39,535
12-19	at San Francisco	17	7	W	53,234
12-26	Green Bay	7	38	L	50,245
1-2	at New Orleans	6	35	L	47,336
	* at Minnesota	24	30	L	60,560
* NFC Playoffs					
# No Division titles declared					
<b>183 199</b>					

1983 (7-9)

**Fourth Place, NFC West**  
 Coach: Dan Henning

Date		Atl.	Opp.		
9-4	at Chicago	20	17	W	60,165
9-11	N.Y. Giants (OT)	13	16	L	52,850
9-18	at Detroit	30	14	W	54,622
9-25	at San Francisco	20	24	L	57,814
10-2	Philadelphia	24	28	L	50,621
10-9	New Orleans	17	19	L	51,654
10-16	at L.A. Rams	21	27	L	50,404
10-23	at NY Jets	27	21	W	46,878
10-30	New England	24	13	W	47,546
11-6	at New Orleans	10	27	L	67,062
11-14	L.A. Rams	13	36	L	31,203
11-20	San Francisco	28	24	W	32,782
11-27	Green Bay (OT)	47	41	W	35,688
12-4	at Washington	21	37	L	52,074
12-10	at Miami	24	31	L	56,725
12-18	Buffalo	31	14	W	31,015
<b>370 389</b>					

## YEAR-BY-YEAR SCORES

**1984 (4-12)**

*Fourth Place, NFC Western Division*  
Coach: Dan Henning

Date		All.	Opp.			
9-2	at New Orleans	36	28	W	66,652	
9-9	Detroit (OT)	24	27	L	49,878	
9-16	at Minnesota	20	27	L	53,955	
9-23	Houston	42	10	W	45,248	
9-30	at San Francisco	5	14	L	57,990	
10-7	at Los Angeles	30	28	W	47,832	
10-14	NY Giants	7	19	L	50,268	
10-22	Los Angeles	10	24	L	52,861	
10-28	at Pittsburgh	10	35	L	55,971	
11-5	at Washington	14	27	L	51,301	
11-11	New Orleans	13	17	L	40,590	
11-18	Cleveland	7	23	L	28,280	
11-25	at Cincinnati	14	35	L	44,678	
12-2	San Francisco	17	35	L	29,644	
12-9	at Tampa Bay	6	23	L	33,808	
12-16	Philadelphia	26	10	W	15,582	
						281 382

**1985 (4-12)**

*Fourth Place, NFC Western Division*  
Coach: Dan Henning

Date		All.	Opp.			
9-8	Detroit	27	28	L	37,785	
9-15	at San Francisco	16	35	L	58,923	
9-22	Denver	28	44	L	37,903	
9-29	at L.A. Rams	6	17	L	49,870	
10-6	San Francisco	17	38	L	44,740	
10-13	at Seattle	26	30	L	60,430	
10-20	New Orleans	31	24	W	44,784	
10-27	at Dallas	10	24	L	57,941	
11-3	Washington	10	44	L	42,209	
11-10	at Philadelphia (OT)	17	23	L	63,694	
11-17	L.A. Rams	30	14	W	29,960	
11-24	at Chicago	0	36	L	65,790	
12-1	L.A. Raiders	24	34	L	20,585	
12-8	at Kansas City	10	38	L	18,199	
12-15	Minnesota	14	13	W	14,167	
12-22	at New Orleans	16	10	W	37,717	
						282 452

**1986 (7-8-1)**

*Third Place, NFC Western Division*  
Coach: Dan Henning

Date		All.	Opp.			
9-7	at New Orleans	31	10	W	67,950	
9-14	St Louis	33	13	W	46,463	
9-21	at Dallas	37	35	W	62,880	
9-28	at Tampa Bay (OT)	23	20	W	38,950	
10-5	Philadelphia	0	16	L	57,104	
10-12	L.A. Rams	26	14	W	51,662	
10-19	San Francisco (OT)	10	10	T	55,306	
10-26	at L.A. Rams	7	14	L	56,993	
11-2	at New England	17	25	L	60,597	
11-9	NY Jets	14	28	L	53,476	
11-16	Chicago	10	13	L	55,520	
11-23	at San Francisco	0	20	L	58,747	
11-30	at Miami	20	14	W	53,762	
12-7	Indianapolis	23	28	L	30,397	
12-14	New Orleans	9	14	L	39,994	
12-21	at Detroit	20	6	W	35,255	
						280 280

**1987 (3-12)**

*Fourth Place, NFC Western Division*  
Coach: Marion Campbell

Date		All.	Opp.			
9-13	at Tampa Bay	10	48	L	51,250	
9-20	Washington	21	20	W	50,882	
9-27	at New Orleans (cancelled)					
10-4	Pittsburgh	12	28	L	16,667	
* 10-11	San Francisco	17	25	L	8,684	
10-18	Los Angeles	24	20	W	15,813	
10-25	at Houston	33	37	L	29,062	
11-1	New Orleans	0	38	L	42,196	
11-8	at Cleveland	3	38	L	71,135	
11-15	Cincinnati	10	16	L	25,758	
11-22	at Minnesota	13	24	L	53,866	
11-29	St Louis	21	34	L	15,909	
12-6	at Dallas	21	10	W	40,103	
12-13	at Los Angeles	0	33	L	43,310	
* 12-20	at San Francisco	7	35	L	54,698	
12-27	Detroit	13	30	L	13,906	
						205 436

\* Site change due to baseball playoffs

**1988 (5-11)**

*Fourth Place, NFC Western Division*  
Coach: Marion Campbell

Date		All.	Opp.			
9-4	at Detroit	17	31	L	31,075	
9-11	New Orleans	21	29	L	48,901	
9-18	at San Francisco	34	17	W	60,168	
9-25	at Dallas	20	26	L	39,702	
10-2	Seattle	20	31	L	28,619	
10-9	L.A. Rams	0	33	L	30,852	
10-16	at Denver	14	30	L	75,287	
10-23	NY Giants	16	23	L	45,092	
10-30	at Philadelphia	27	24	W	60,091	
11-6	Green Bay	20	0	W	29,952	
11-13	San Diego	7	10	L	26,329	
11-20	at L.A. Raiders	12	6	W	40,967	
11-27	Tampa Bay	17	10	W	14,020	
12-4	San Francisco	3	13	L	44,048	
12-11	at L.A. Rams	7	22	L	42,828	
12-18	at New Orleans	9	10	L	60,566	
						244 315

**1989 (3-13)**

*Fourth Place, NFC Western Division*  
Coach: Marion Campbell (3-9), Jim Hanitan (0-4)

Date		All.	Opp.			
9-10	L.A. Rams	21	31	L	38,708	
9-17	Dallas	27	21	W	55,285	
9-24	at Indianapolis	9	13	L	57,816	
10-1	at Green Bay	21	23	L	54,647	
10-8	at L.A. Rams	14	26	L	52,182	
10-15	New England	16	15	W	39,697	
10-22	at Phoenix	20	34	L	33,894	
10-29	at New Orleans	13	20	L	65,153	
11-5	Buffalo	30	28	W	45,267	
11-12	at San Francisco	3	45	L	59,914	
11-19	New Orleans	17	26	L	53,173	
11-26	at New York Jets	7	27	L	40,429	
12-3	San Francisco	10	23	L	43,128	
12-10	at Minnesota	17	43	L	58,116	
12-17	Washington	30	31	L	37,501	
12-24	Detroit	24	31	L	7,792	
						279 437

# YEAR-BY-YEAR SCORES

**1990 (5-11)**

**Fourth Place, NFC Western Division**

Coach: Jerry Glanville

Date		Atl.	Opp.		
9-9	Houston	47	27	W	56,222
9-16	at Detroit	14	21	L	48,961
9-23	at San Francisco	13	19	L	62,858
10-7	New Orleans	28	27	W	57,401
10-14	San Francisco	35	45	L	57,921
10-21	at L.A. Rams	24	44	L	54,761
10-28	Cincinnati	38	17	W	53,214
11-4	at Pittsburgh	9	21	L	57,093
11-11	at Chicago	24	30	L	62,855
11-18	Philadelphia	23	24	L	53,755
11-25	at New Orleans	7	10	L	68,629
12-2	at Tampa Bay	17	23	L	42,839
12-9	Phoenix	13	24	L	36,222
12-16	at Cleveland	10	13	L	46,536
12-23	L.A. Rams	20	13	W	30,021
12-30	Dallas	26	7	W	50,097
348 365					

**1991 (10-6)**

**Second Place, NFC Western Division**

NFC Wild Card Team

Coach: Jerry Glanville

Date		Atl.	Opp.		
9-1	at Kansas City	3	14	L	74,246
9-8	Minnesota	19	20	L	50,936
9-15	at San Diego	13	10	W	44,804
9-22	L.A. Raiders	21	17	W	53,615
9-29	New Orleans	6	27	L	56,556
10-10	at San Francisco	39	34	W	57,343
10-23	at Phoenix	10	16	L	24,124
10-27	L.A. Rams	31	14	W	50,187
*11-3	San Francisco	17	14	W	51,259
11-10	at Washington	17	56	L	52,641
11-17	Tampa Bay	43	7	W	41,274
11-24	at New Orleans (OT)	23	20	W	68,591
12-1	Green Bay	35	31	W	43,270
12-8	at L.A. Rams	31	14	W	35,315
12-15	Seattle	26	13	W	55,834
12-22	at Dallas	27	31	L	60,962
12-29	at New Orleans	20	17	W	68,794
1-4-92	at Washington	7	24	L	55,181
395 382					

\* Site change due to baseball playoffs

**1992 (6-10)**

**Third Place, NFC Western Division**

Coach: Jerry Glanville

Date:		Atl.	Opp.		
9-6	NY Jets	20	17	W	65,585
9-13	at Washington	17	24	L	54,343
9-20	New Orleans	7	10	L	67,328
9-27	at Chicago	31	41	L	63,528
10-4	Green Bay	24	10	W	63,769
10-11	at Miami	17	21	L	68,633
10-18	at San Francisco	17	56	L	63,302
11-1	L.A. Rams	30	28	W	62,168
11-9	San Francisco	3	41	L	67,404
11-15	Phoenix	20	17	W	58,477
11-22	at Buffalo	14	41	L	80,004
11-29	New England	34	0	W	54,494
12-3	at New Orleans	14	22	L	68,591
12-13	at Tampa Bay	35	7	W	39,056
12-21	Dallas	17	41	L	67,036
12-27	at L.A. Rams	27	38	L	37,706
327 414					

**1993 (6-10)**

**Third Place, NFC Western Division**

Coach: Jerry Glanville

Date:		Atl.	Opp.		
9-5	at Detroit	13	30	L	56,216
9-12	New Orleans	31	34	L	64,287
9-19	at San Francisco	30	37	L	63,032
9-27	Pittsburgh	17	45	L	65,477
10-3	at Chicago	0	6	L	57,441
10-14	L.A. Rams	30	24	W	45,231
10-24	at New Orleans	26	15	W	69,043
10-31	Tampa Bay	24	31	L	50,647
11-14	at L.A. Rams	13	0	W	37,073
11-21	Dallas	27	14	W	67,337
11-28	Cleveland	17	14	W	54,510
12-05	at Houston	17	33	L	58,186
12-11	San Francisco	27	24	W	64,688
12-19	at Washington	17	30	L	50,192
12-26	at Cincinnati	17	21	L	27,014
01-02	Phoenix	10	27	L	44,360
316 385					

**1994 (7-9)**

**Third Place, NFC Western Division**

Coach: June Jones

Date:		Atl.	Opp.		
9-4	at Detroit (OT)	28	31	L	60,740
9-11	L.A. Rams	31	13	W	55,378
9-18	Kansas City	10	30	L	67,357
9-25	at Washington	27	20	W	53,238
10-2	at L.A. Rams	8	5	W	34,599
10-9	Tampa Bay	34	13	W	52,633
10-16	San Francisco	3	42	L	67,298
10-23	at L.A. Raiders	17	30	L	42,192
11-6	San Diego	10	9	W	59,217
11-13	at New Orleans	32	33	L	60,313
11-20	at Denver	28	32	L	70,594
11-27	Philadelphia	28	21	W	60,008
12-4	at San Francisco	14	50	L	60,549
12-11	New Orleans	20	29	L	61,307
12-21	at Green Bay	17	21	L	54,885
12-27	Arizona	10	6	W	35,311
317 385					

**1995 (9-7)**

**Second Place, NFC Western Division**

NFC Wildcard Team

Coach: June Jones

Date:		Atl.	Opp.		
9-4	Carolina (OT)	23	20	W	58,808
9-10	at San Francisco	10	41	L	63,627
9-17	at New Orleans (OT)	27	24	W	57,442
9-24	N.Y. Jets	13	3	W	40,776
10-1	New England	30	17	W	47,114
10-12	at St. Louis	19	21	L	59,700
10-22	at Tampa Bay	24	21	W	66,135
10-29	Dallas	13	28	L	70,089
11-5	Detroit	34	22	W	49,619
11-12	at Buffalo	17	23	L	62,690
11-19	St. Louis	31	6	W	46,309
11-26	at Arizona (OT)	37	40	L	35,147
12-3	at Miami	20	21	L	63,395
12-10	New Orleans	19	14	W	54,603
12-17	at Carolina	17	21	L	53,833
12-24	San Francisco	28	27	W	51,785
12-31	at Green Bay	20	37	L	60,453
362 349					

# YEAR-BY-YEAR SCORES

**1996 (3-13)**

*Fourth Place, NFC Western Division*

Coach: June Jones

Date:		Atl.	Opp.		
9-1	at Carolina	6	29	L	69,522
9-8	Minnesota	17	23	L	42,688
9-22	Philadelphia	18	33	L	40,107
9-29	at San Francisco	17	39	L	62,995
10-6	at Detroit	24	28	L	58,666
10-13	Houston	13	23	L	35,401
10-20	at Dallas	28	32	L	64,091
10-27	Pittsburgh	17	20	L	58,760
11-3	Carolina	20	17	W	42,726
11-10	at St. Louis	16	59	L	58,776
11-17	New Orleans	17	15	W	43,119
11-24	at Cincinnati	31	41	L	44,868
12-2	San Francisco	10	34	L	46,318
12-8	at New Orleans	31	15	W	32,923
12-15	St. Louis	27	34	L	26,519
12-22	at Jacksonville	17	19	L	71,449

309 461



## 1997 NFL SCHEDULE

### WEEK 1

**(Sunday, August 31)**

Arizona at Cincinnati	1:00
<b>Atlanta at Detroit</b>	<b>1:00</b>
Dallas at Pittsburgh	1:00
Indianapolis at Miami	1:00
Jacksonville at Baltimore	4:00
Kansas City at Denver	2:00
Minnesota at Buffalo	1:00
New Orleans at St. Louis	Noon
New York Jets at Seattle	1:00
Oakland at Houston	Noon
Philadelphia at N.Y. Giants	1:00
San Diego at New England	1:00
San Francisco at Tampa Bay	4:00

**(Sunday Night, August 31)**

Washington at Carolina	8:00
------------------------	------

**(Monday, September 1)**

Chicago at Green Bay	8:00
----------------------	------

### WEEK 2

**(Sunday, September 7)**

Buffalo at New York Jets	1:00
<b>Carolina at Atlanta</b>	<b>1:00</b>
Cincinnati at Baltimore	1:00
Denver at Seattle	1:00
Green Bay at Philadelphia	4:00
Houston at Miami	1:00
Minnesota at Chicago	Noon
N.E. at Indianapolis	Noon
N.Y. Giants at Jacksonville	4:00
San Diego at New Orleans	Noon

San Fran at St. Louis	Noon
Tampa Bay at Detroit	1:00
Washington at Pittsburgh	1:00

**(Sunday Night, September 7)**

Dallas at Arizona	5:00
-------------------	------

**(Monday, September 8)**

Kansas City at Oakland	6:00
------------------------	------

### WEEK 3

**(Sunday, September 14)**

*(Open Dates: Cincinnati, Houston, Jacksonville, Pittsburgh)*

Arizona at Washington	1:00
Baltimore at N.Y. Giants	1:00
Buffalo at Kansas City	Noon
Carolina at San Diego	1:00
Detroit at Chicago	Noon
Miami at Green Bay	Noon
New Orleans at San Fran	1:00
<b>Oakland at Atlanta</b>	<b>1:00</b>
St. Louis at Denver	2:00
Seattle at Indianapolis	3:00
Tampa Bay at Minnesota	Noon

**(Sunday Night, September 14)**

New York Jets at N.E.	8:00
-----------------------	------

**(Monday, September 15)**

Philadelphia at Dallas	8:00
------------------------	------

### WEEK 4

**(Sunday, September 21)**

## 1997 NFL SCHEDULE

*(Open Dates: Arizona, Dallas, Philadelphia, Washington)*

<b>Atlanta at San Francisco</b> .....	<b>1:00</b>
Baltimore at Houston .....	Noon
Chicago at New England .....	1:00
Cincinnati at Denver .....	2:00
Detroit at New Orleans .....	Noon
Indianapolis at Buffalo .....	4:00
Kansas City at Carolina .....	1:00
Minnesota at Green Bay .....	Noon
New York Giants at St. Louis .....	3:00
Oakland at New York Jets .....	1:00
San Diego at Seattle .....	1:00

**(Sunday Night, September 21)**

Miami at Tampa Bay .....	8:00
--------------------------	------

**(Monday, September 22)**

Pittsburgh at Jacksonville .....	9:00
----------------------------------	------

### **WEEK 5**

**(Sunday, September 28)**

*(Open Dates: Buffalo, Indianapolis, Miami, New England)*

Arizona at Tampa Bay .....	1:00
Baltimore at San Diego .....	1:00
Chicago at Dallas .....	3:00

**Denver at Atlanta** .....

<b>1:00</b>	
Green Bay at Detroit .....	1:00
Houston at Pittsburgh .....	1:00
Jacksonville at Washington .....	1:00
New Orleans at N.Y. Giants .....	1:00
New York Jets at Cincinnati .....	4:00
St. Louis at Oakland .....	1:00
Seattle at Kansas City .....	3:00

**(Sunday Night, September 28)**

Philadelphia at Minnesota .....	7:00
---------------------------------	------

**(Monday, September 29)**

San Francisco at Carolina .....	9:00
---------------------------------	------

### **WEEK 6**

**(Sunday, October 5)**

*(Open Dates: Atlanta, Carolina, St. Louis, San Francisco)*

Cincinnati at Jacksonville .....	1:00
Dallas at New York Giants .....	1:00
Detroit at Buffalo .....	1:00
Houston at Seattle .....	1:00
Kansas City at Miami .....	1:00
Minnesota at Arizona .....	1:00

N.Y. Jets at Indianapolis .....	3:00
Pittsburgh at Baltimore .....	1:00
San Diego at Oakland .....	1:00
Tampa Bay at Green Bay .....	Noon
Washington at Philadelphia .....	1:00

**(Sunday Night, October 5)**

New Orleans at Chicago .....	7:00
------------------------------	------

**(Monday, October 6)**

New England at Denver .....	7:00
-----------------------------	------

### **WEEK 7**

**(Sunday, October 12)**

*(Open Dates: Baltimore, Denver, Kansas City, Oakland, San Diego, Seattle)*

**Atlanta at New Orleans** .....

<b>Noon</b>	
Buffalo at New England .....	1:00
Carolina at Minnesota .....	3:00
Cincinnati at Houston .....	Noon
Detroit at Tampa Bay .....	1:00
Green Bay at Chicago .....	Noon
Miami at New York Jets .....	1:00
New York Giants at Arizona .....	1:00
Philadelphia at Jacksonville .....	1:00
St. Louis at San Francisco .....	1:00

**(Sunday Night, October 12)**

Indianapolis at Pittsburgh .....	8:00
----------------------------------	------

**(Monday, October 13)**

Dallas at Washington .....	9:00
----------------------------	------

### **Week 8**

**(Thursday, October 16)**

*(Open Dates: Chicago, Green Bay, Minnesota, Tampa Bay)*

San Diego at Kansas City .....	7:00
--------------------------------	------

**(Sunday, October 19)**

Arizona at Philadelphia .....	1:00
Carolina at New Orleans .....	Noon
Denver at Oakland .....	1:00
Jacksonville at Dallas .....	Noon
Miami at Baltimore .....	4:00
New England at N.Y. Jets .....	1:00
New York Giants at Detroit .....	4:00
Pittsburgh at Cincinnati .....	4:00
<b>San Francisco at Atlanta</b> .....	<b>1:00</b>
Seattle at St. Louis .....	Noon
Washington at Houston .....	Noon

## 1997 NFL SCHEDULE

### **(Monday, October 20)**

Buffalo at Indianapolis ..... 8:00

### **Week 9**

#### **(Sunday, October 26)**

*(Open Dates: Detroit, New York Jets)*

Baltimore at Washington ..... 1:00

Chicago at Miami ..... 4:00

Cincinnati at N.Y. Giants ..... 1:00

Dallas at Philadelphia ..... 1:00

Denver at Buffalo ..... 1:00

Houston at Arizona ..... 2:00

Indianapolis at San Diego ..... 1:00

Jacksonville at Pittsburgh ..... 4:00

K.C. at St. Louis ..... Noon

Minnesota at Tampa Bay ..... 1:00

Oakland at Seattle ..... 1:00

San Fran at New Orleans ..... Noon

#### **(Sunday Night, October 26)**

**Atlanta at Carolina ..... 8:00**

#### **(Monday, October 27)**

Green Bay at New England ..... 9:00

### **Week 10**

#### **(Sunday, November 2)**

*(Open Dates: New Orleans, N.Y. Giants)*

Baltimore at New York Jets ..... 1:00

Dallas at San Francisco ..... 1:00

Jacksonville at Houston ..... 3:00

Miami at Buffalo ..... 1:00

New England at Minnesota ..... Noon

Oakland at Carolina ..... 1:00

Philadelphia at Arizona ..... 2:00

**St. Louis at Atlanta ..... 1:00**

San Diego at Cincinnati ..... 1:00

Seattle at Denver ..... 2:00

Tampa Bay at Indianapolis ..... 1:00

Washington at Chicago ..... Noon

#### **(Sunday Night, November 2)**

Detroit at Green Bay ..... 7:00

#### **(Monday, November 3)**

Pittsburgh at Kansas City ..... 8:00

### **Week 11**

#### **(Sunday, November 9)**

Arizona at Dallas ..... Noon

Carolina at Denver ..... 2:00

Chicago at Minnesota ..... Noon

Cincinnati at Indianapolis ..... 1:00

Detroit at Washington ..... 1:00

Kansas City at Jacksonville ..... 1:00

New England at Buffalo ..... 4:00

New Orleans at Oakland ..... 1:00

New York Giants at Houston ..... 3:00

New York Jets at Miami ..... 1:00

St. Louis at Green Bay ..... Noon

Seattle at San Diego ..... 1:00

**Tampa Bay at Atlanta ..... 1:00**

#### **(Sunday Night, November 9)**

Baltimore at Pittsburgh ..... 8:00

#### **(Monday, November 10)**

San Fran at Philadelphia ..... 9:00

### **Week 12**

#### **(Sunday, November 16)**

Arizona at New York Giants ..... 1:00

**Atlanta at St. Louis ..... Noon**

Carolina at San Francisco ..... 1:00

Cincinnati at Pittsburgh ..... 1:00

Denver at Kansas City ..... Noon

Green Bay at Indianapolis ..... 1:00

Houston at Jacksonville ..... 1:00

Minnesota at Detroit ..... 1:00

New England at Tampa Bay ..... 1:00

New York Jets at Chicago ..... 3:00

Philadelphia at Baltimore ..... 1:00

Seattle at New Orleans ..... Noon

Washington at Dallas ..... Noon

#### **(Sunday Night, November 16)**

Oakland at San Diego ..... 5:00

#### **(Monday, November 17)**

Buffalo at Miami ..... 9:00

### **Week 14**

#### **(Sunday, November 23)**

Arizona at Baltimore ..... 1:00

Buffalo at Houston ..... Noon

Carolina at St. Louis ..... 3:00

Dallas at Green Bay ..... Noon

Indianapolis at Detroit ..... 1:00

Jacksonville at Cincinnati ..... 4:00

Kansas City at Seattle ..... 1:00

Miami at New England ..... 1:00

Minnesota at New York Jets ..... 1:00

**New Orleans at Atlanta ..... 1:00**

Pittsburgh at Philadelphia ..... 1:00

## 1997 NFL SCHEDULE

San Diego at San Francisco ..... 1:00  
 Tampa Bay at Chicago ..... Noon

(Sunday Night, November 23)  
 N.Y. Giants at Washington ..... 8:00

(Monday, November 24)  
 Oakland at Denver ..... 7:00

### WEEK 14

(Thursday, November 27)  
 Chicago at Detroit ..... 12:30  
 Houston at Dallas ..... 3:00

(Sunday, November 30)  
**Atlanta at Seattle ..... 1:00**  
 Baltimore at Jacksonville ..... 1:00  
 Cincinnati at Philadelphia ..... 1:00  
 Indianapolis at New England ..... 1:00  
 Miami at Oakland ..... 1:00  
 New Orleans at Carolina ..... 1:00  
 New York Jets at Buffalo ..... 1:00  
 Pittsburgh at Arizona ..... 2:00  
 St. Louis at Washington ..... 1:00  
 San Francisco at Kansas City .. Noon  
 Tampa Bay at N.Y. Giants ..... 4:00

(Sunday Night, November 30)  
 Denver at San Diego ..... 5:00

(Monday, December 1)  
 Green Bay at Minnesota ..... 8:00

### Week 15

(Thursday, December 4)  
 Houston at Cincinnati ..... 8:00

(Sunday, December 7)  
**Atlanta at San Diego ..... 1:00**  
 Buffalo at Chicago ..... Noon  
 Denver at Pittsburgh ..... 1:00  
 Green Bay at Tampa Bay ..... 1:00  
 Indianapolis at N.Y. Jets ..... 4:00  
 Minnesota at San Francisco ..... 1:00  
 New England at Jacksonville ..... 1:00  
 N.Y. Giants at Philadelphia ..... 1:00  
 Oakland at Kansas City ..... Noon  
 St. Louis at New Orleans ..... Noon  
 Seattle at Baltimore ..... 1:00  
 Washington at Arizona ..... 2:00

(Sunday Night, December 7)

Detroit at Miami ..... 8:00

(Monday, December 8)  
 Carolina at Dallas ..... 8:00

### Week 16

**Saturday, December 13**  
 Pittsburgh at New England ..... 4:00  
 Washington at N.Y. Giants ..... 12:30

(Sunday, December 14)  
 Arizona at New Orleans ..... 3:00  
 Dallas at Cincinnati ..... 1:00  
 Detroit at Minnesota ..... Noon  
 Green Bay at Carolina ..... 4:00  
 Houston at Baltimore ..... 1:00  
 Jacksonville at Buffalo ..... 1:00  
 Kansas City at San Diego ..... 1:00  
 Miami at Indianapolis ..... 1:00  
**Philadelphia at Atlanta ..... 1:00**  
 Seattle at Oakland ..... 1:00  
 Tampa Bay at New York Jets ..... 1:00

(Sunday Night, December 14)  
 Chicago at St. Louis ..... 7:00

(Monday, December 15)  
 Denver at San Francisco ..... 6:00

### Week 17

(Saturday, December 20)  
 Buffalo at Green Bay ..... 11:30 AM  
 St. Louis at Carolina ..... 4:00

(Sunday, December 21)  
**Atlanta at Arizona ..... 2:00**  
 Baltimore at Cincinnati ..... 1:00  
 Chicago at Tampa Bay ..... 1:00  
 Indianapolis at Minnesota ..... Noon  
 Jacksonville at Oakland ..... 1:00  
 New Orleans at Kansas City ..... Noon  
 New York Giants at Dallas ..... Noon  
 New York Jets at Detroit ..... 4:00  
 Philadelphia at Washington ..... 1:00  
 Pittsburgh at Houston ..... Noon  
 San Diego at Denver ..... 2:00

(Sunday Night, December 21)  
 San Francisco at Seattle ..... 5:00

(Monday, December 22)  
 New England at Miami ..... 9:00

## 1997 Atlanta Falcons Cheerleaders

Celentria Adams	Austell
Nina Ahlin	Norcross
Chae An	Atlanta
Shannon Boss	Carrollton
Angel Cain	Marietta
Paige Conner	Atlanta
Dawn Cullen	Duluth
Phire Dawson	Atlanta
Jillian Edwards	Marietta
Syretheal Glover	Atlanta
Melissa Grohovac	Alpharetta
Alicia Hall	Jonesboro
Kim Hallman	Marietta
Christie Hayes	Palmetto
Kara Hobbs	Lawrenceville
Kristy Korpieski	Atlanta
Elizabeth Kunkel	Atlanta
Tina Lancon	Atlanta
Dea Lane	Athens
Tiffany Locke	Mableton
Lisa Marak	Suwanee
Belinda Martin	Clarkston
Angeline Matranga	Atlanta
Kelly McClain	Calhoun
Thomasina McCoy	Ellenwood
Danielle Mullen	Alpharetta
Danielle Ogletree	Morrow
Kara Robertson	Hartwell
Stacie Shirley	Atlanta
Brandy Smith	Loganville
Keisha Swanson	Austell
Amy Tweedy	Alpharetta
Pamela Wellham	Roswell

Laura Mason, Cheerleader Director  
Carol Breeding, Program Coordinator



# Only one paint is tough enough.

If there's one thing that everyone in the NFL knows, it's the importance of toughness. So when these experts select the Official Paint Supplier of the NFL, they expect paint that's as strong as they are: Tru-Test E-Z Kare paint, available only at True Value. A leading consumer magazine rated Tru-Test E-Z Kare Flat Enamel the most durable paint they'd tested, because of its



ability to stand tough where others got trampled. And Tru-Test paint can be custom mixed in any color you want – including the hard-playing team colors of the NFL. So you can bring all the excitement of your favorite NFL team into any room of your home, just by picking up a gallon at your neighborhood True Value store. And that makes Tru-Test especially tough. To resist.

**True Value.**

Tru-Test Is The Official Paint Supplier Of The NFL<sup>®</sup>

NFL and the NFL shield logo are registered trademarks of the National Football League. Team names are registered trademarks of the teams indicated.



## A HEALTHY COMBINATION.

Columbia is proud to be the Official Healthcare  
Provider of the Atlanta Falcons.



*Healthcare has never worked  
like this before.*

© 1997, Columbia/HCA Healthcare Corporation.

Atlanta Falcons 1997 Fact Book \$5.00