

# ATLANTA FALCONS

## 2000 INFORMATION GUIDE



Terance Mathis



Travis Hall



Bob Whitfield



Jessie Tuggle



Our 35th Season

ORDINARILY, WE DON'T SUPPORT  
GUYS WHO KNOCK PEOPLE'S LIGHTS OUT.



We're proud to be the official  
power source of the Atlanta Falcons.

**GEORGIA**   
**POWER**  
A SOUTHERN COMPANY



More publications available at:

[www.retroseasons.com/library/](http://www.retroseasons.com/library/)

# ATLANTA FALCONS 2000 SCHEDULE

All Games will be Broadcast on WGST (AM 640) Radio Network

## PRESEASON

DAY	DATE	OPPONENT	TIME	NETWORK
Saturday	July 29	at Indianapolis	8:00 p.m.	FOX
Saturday	Aug. 5	vs. Dallas (Tokyo, Japan)	10:00 p.m.	ESPN
Friday	Aug. 11	vs. Cincinnati	7:30 p.m.	FOX
Friday	Aug. 18	vs. San Diego	7:30 p.m.	FOX
Thursday	Aug. 24	at Jacksonville	7:30 p.m.	FOX

## REGULAR SEASON

DAY	DATE	OPPONENT	TIME	NETWORK
Sunday	Sept. 3	San Francisco	1:00 p.m.	FOX
Sunday	Sept. 10	at Denver	4:15 p.m.	FOX
Sunday	Sept. 17	at Carolina	1:00 p.m.	FOX
Sunday	Sept. 24	St. Louis	1:00 p.m.	FOX
Sunday	Oct. 1	at Philadelphia	8:20 p.m.	ESPN
Sunday	Oct. 8	New York Giants	4:05 p.m.	FOX
Sunday	Oct. 15	at St. Louis	1:00 p.m.	FOX
Sunday	Oct. 22	New Orleans	1:00 p.m.	FOX
Sunday	Oct. 29	Carolina	1:00 p.m.	FOX
Sunday	Nov. 5	Tampa Bay	1:00 p.m.	FOX
Sunday	Nov. 12	at Detroit	1:00 p.m.	FOX
Sunday	Nov. 19	at San Francisco	4:15 p.m.	FOX
Sunday	Nov. 26	at Oakland	4:05 p.m.	FOX
Sunday	Dec. 3	Seattle	1:00 p.m.	CBS
Sunday	Dec. 10	BYE		
Sunday	Dec. 17	at New Orleans	1 p.m.	FOX
Sunday	Dec. 24	Kansas City	1 p.m.	CBS

NOTE: All Times are Eastern; Home Games are RED

## POSTSEASON

Dec. 30-31 .....	Wild Card Playoff Games
Jan. 6-7 .....	Divisional Playoff Games
Jan. 14 .....	Conference Championship Games
Jan. 28 .....	Super Bowl XXXV, Tampa, Fla.
Feb. 4 .....	Pro Bowl, Honolulu, HI

[www.atlantafalcons.com](http://www.atlantafalcons.com)

Check out the Official Website of the Atlanta Falcons at [www.atlantafalcons.com](http://www.atlantafalcons.com) for breaking news, official press releases, historical facts, team stats, online events and exclusive offers for Falcons fans.

Updated daily by the Atlanta Falcons, [atlantafalcons.com](http://atlantafalcons.com) offers fans all of the latest news and notes as they happen. Head Coach Dan Reeves' Monday and Wednesday in-season press conferences will be printed in their entirety. In addition, Falcons merchandise and tickets to games are available online.

[Atlantafalcons.com](http://Atlantafalcons.com) is also the only place fans can find exclusive video footage of their favorite Falcons players. Fans can also find player's bios and features as well as information about the Falcons cheerleaders.

**ABOUT THE COVER:** Linebacker Jessie Tuggle and defensive tackle Travis Hall are the deans of the Falcons defense. Tuggle has been with the club since joining as an undrafted college free agent in 1987. Hall has been a Falcon since 1995 when he joined the team as a sixth round draft choice.

Tackle Bob Whitfield and wide receiver Terance Mathis are the deans of the Falcons offense. Whitfield was drafted by the Falcons in the first round of the 1992 draft. Mathis was signed by Atlanta as an unrestricted free agent from the New York Jets prior to the 1994 season.

# FALCONS SEASON TICKET INFORMATION

Season tickets for new subscribers are currently available for the 2000 season!

Season tickets for all ten home games are priced at \$370 (lower level, mezzanine and upper level sideline) and \$330 (upper level end zone). For additional information on season tickets, please call our sales office at (404) 223-8444 or toll-free at (888) 333-4406.

New subscribers may purchase season tickets online with your credit card at [www.atlantafalcons.com](http://www.atlantafalcons.com). (VISA, MASTERCARD or AMERICAN EXPRESS)

## CURRENT SEASON TICKET HOLDERS

Season ticket holders can contact the Atlanta Falcons ticket office at (404) 223-8000 with any questions concerning their account. Please have your account number available when calling our office.

Most questions concerning account management, the stadium or game day information can be answered by looking in the SEASON TICKET HOLDERS HANDBOOK.

## SEASON TICKET HOLDER BENEFITS

- First option to purchase additional single game tickets for all home games before they go on sale to the general public.
- Opportunity to participate in the Super Bowl ticket drawing.
- First priority to purchase playoff tickets for any games played at the Georgia Dome.
- Discounted ticket price on each seat when compared to individual game ticket price.
- 2000 Atlanta Falcons Official Information Guide.

## SINGLE GAME TICKETS

Single game tickets will go on sale in July. Tickets can be purchased by the following methods:

\*All Ticketmaster Ticket Centers in Georgia, including Publix, HMV, Tower Records and all North and South Carolina Ticketmaster locations.

\*Falcons Ticket Windows located between Gates A and D at Georgia Dome (Visa, Mastercard and American Express accepted). Open Monday-Friday, 9 a.m. – 5 p.m.

\*Charge by Phone: Call the Ticketmaster Phone Center and charge tickets on your Visa, Mastercard, American Express or Discover Card.

\*Call-For-Tix at (404) 249-6400 or 1-800-326-4000.

\*Order via the internet by going to the FALCON WEB SITE and click on the Ticketmaster link. Ticketmaster sales are subject to convenience charge.

## PRICES FOR SINGLE GAME TICKETS

\$41.00: Lower Level, Mezzanine and Upper Level Sideline.

\$37.00: Upper Level end zone

\$25.00: Upper Level end zone (Top 7 rows in section 307-310 and 333-336)

## GROUP TICKETS

Groups of 25 or more fans can purchase \$37.00 tickets for \$32.00. For group information and assistance in putting your group together for a game, call our Group Sales Office at (404) 223-8444 or 1-888-333-4406.

# 2000 FALCONS MEDIA INFORMATION

## CREDENTIALS

Requests for press and photo credentials should be made in writing to:

Aaron Salkin  
Director of Public Relations  
Atlanta Falcons  
4400 Falcon Parkway  
Flowery Branch, Georgia 30542

Individual game requests should be made two weeks in advance of the game you wish to cover. Season credentials requests should be made immediately. Requests should be on company letterhead.

## 2000 FALCONS HOTELS

Indianapolis (preseason) ....	Omni North .....	317-849-6668
Dallas (preseason) .....	Tokyo Dome Hotel .....	81-3-5805-2111
Jacksonville .....	Marriott .....	904-296-2222
Denver .....	Marriott City Center .....	303-297-1300
Carolina .....	Hyatt Southpark .....	704-554-1234
Philadelphia .....	Sheraton .....	215-220-4686
St. Louis .....	Adams Mark .....	314-241-7400
Detroit .....	Embassy Suites .....	248-879-7500
San Francisco .....	Hyatt Regency SFO .....	650-347-1234
Oakland .....	Hyatt Regency SFO .....	650-347-1234
New Orleans .....	Doubletree Lakeside .....	504-836-5253

## FALCONS TRAINING CAMP

Furman University  
3300 Poinsett Highway  
Greenville, South Carolina 29613  
Main Phone: 864-294-2600  
Public Relations Phone: 864-294-2560  
PR Fax: 864-294-2540

Camp Starts: Players report on July 13; first full practice July 14  
Camp Ends: August 9

## DIRECTIONS TO PRACTICE FACILITY AND STADIUM FROM LOCAL AIRPORT

**TO PRACTICE FACILITY:** Take 85 north to 985 to exit 12 (Spout Springs Road). Turn left and go 2/10 of a mile and bear right on East Main Street. Stay on East Main Street for 1/2 mile and it will dead end into Atlanta Highway. Turn right on Atlanta Highway and go 1.9 miles and turn left into Falcons complex.

**TO GEORGIA DOME:** Take I-75/85 Northbound to exit 96 (Georgia World Congress Center/International Blvd.) Take left at end of exit onto International. Go 10 blocks to GWCC and stay to the left at the fork. Go to Magnum Street. Take right into parking lot.

# TABLE OF CONTENTS

2000 Falcons Schedule .....	1
Falcons on the Web .....	1
Season Ticket Information .....	2
Falcons Media Information .....	3
Falcons New Corporate Headquarters .....	5
Falcons Club Directory .....	6
Falcons Community Relations Efforts .....	8

## ADMINISTRATION AND COACHING STAFF

Head Coach Dan Reeves .....	18
Assistant Coaches .....	28
Executive Management .....	37
Football Operations .....	41
Staff Photos .....	53
Board of Directors .....	55
2000 Falcons Transactions .....	39

## VETERAN PLAYERS

Training Camp Roster .....	58
Pronunciation Guide .....	59
Veteran Player Biographies .....	60

## DRAFT PICKS

2000 Draft Pick Biographies .....	200
Rookie Free Agent and First Year Players .....	211
How The Falcons Were Built .....	216

## 1999 SEASON IN REVIEW

1999 Regular Season Standings .....	218
1999 Offensive Statistics .....	219
1999 Defensive Statistics .....	221
1999 Game Reviews .....	222
1999 Player Participation .....	272
1999 Game-by-Game Starters .....	274
1999 Game-by-Game Statistics .....	276
1999 Game-by-Game Passing Statistics .....	278
1999 Game-by-Game Receiving Statistics .....	279
1999 Game-by-Game Rushing Statistics .....	280
1999 Game-by-Game Sacks .....	281
1999 Game-by-Game Interceptions .....	282
1999 Individual Bests .....	283
1999 Team Highs and Lows .....	284
1999 Turnover Table .....	285
1999 Performance Inside the 20 .....	285
1999 Inactives .....	285
Big Plays of 1999 .....	286
1999 Scoring Drives .....	290
1999 Falcons Weekly Team Rankings .....	294
1999 Final NFL Team Rankings .....	295
1999 Falcons Transactions .....	296

## THE FALCONS HISTORY BOOK

History Capsule .....	300
Historical Calendar .....	301
Falcons Stadiums .....	311
Falcons Uniform History .....	312
All-Time Roster .....	313
Unrestricted Free Agent History .....	319
Trade History .....	321
Future Super Bowls .....	322
Individual Honors .....	323
All-Time Jersey Numbers .....	325
Falcons Usual Starting Line-Up (1966-99) .....	329
Falcons Head Coaches Record .....	27
Falcons All-Time Assistant Coaches .....	36

## CLUB RECORDS

Falcons Team Records .....	342
Defensive Best .....	346
Club Records - The Fewest .....	347
Opponents Team Records .....	348
Falcons Individual Records .....	349
Opponents Individual Records .....	364
NFL Records .....	365
Career Service .....	366
Consecutive Streaks .....	367
Top Performances .....	368
Top Performances Chronologically .....	371
Falcons All-Time Top Ten .....	377
Yearly Leaders .....	379
Falcons Offensive and Defensive Rankings 1996-99 .....	385

## ALL-TIME RESULTS

Year-by-Year Scores .....	388
Preseason Results .....	394
Series vs. Opponents .....	396
Composite Record .....	399
Falcons Record Against Home Opponents .....	400
Where Falcons Finished (1966-99) .....	401
NFC West Standings 1970-99 .....	402
Offensive Statistics 1966-98 .....	404

## DRAFT HISTORY

Falcons Top Draft Picks 1966-99 .....	438
Falcons Draft Choices 1966-99 .....	439

## FALCONS IN THE POSTSEASON

Postseason Results .....	446
Postseason Capsules .....	447
Playoff Records, All-Time .....	452

## ADDITIONAL INFORMATION

Georgia Dome Facts and Figures .....	456
Georgia Dome Seating Diagram .....	456
Attendance Information .....	457
Top Home Crowds .....	457
Top Road Crowds .....	457
National TV Games .....	458
Overtime Finishes .....	459
Last Time It Happened .....	460
Falcons vs. NFC West in the Regular Season .....	462
Milestone Games in Falcons History .....	463
Falcons Record by the Decade .....	463
2000 Training Camp .....	464
2000 Opponents .....	465
Atlanta Falcons Radio Network .....	468
2000 NFL Schedule .....	469
2000 Falcons Cheerleaders .....	473
Important Dates .....	474

<b>Editors:</b>	Frank Kleha Aaron Salkin (JRS)
<b>Writers:</b>	Frank Kleha Aaron Salkin (JRS)
<b>Computer Layout:</b>	Frank Kleha
<b>Support Staff:</b>	Mark Olson LuAnn Stalaland
<b>Photo Credits &amp; Cover:</b>	Jimmy Cribb
<b>Printing:</b>	Southeastern Color Lithographers, Inc.



# ATLANTA FALCONS

---

## New Corporate Headquarters and Training Facility

The Atlanta Falcons selected Clayco Sports to build a Corporate Headquarters and Training Facility on a 50 acre site in Hall County, City of Flowery Branch, Georgia. The project is scheduled to be completed by August 2000. The new facility will be nestled within a wooded site and will contain a 75,000 square foot main corporate headquarters and training facility building along with a maintenance building, a 96,000 square foot, 100 yard indoor practice facility and three (3) gravity drained NFL standard outdoor practice fields along with all associated parking for employees, coaches, players and media. Clayco is providing a full service, "turn key", build-to-suit project and is working with Ponder & Ponder Architects to provide the Atlanta Falcons with a state-of-the-art facility for their 2000/2001 football season.



*Top Photo: View of new facility from Atlanta Highway to Hall County, City of Flowery Branch, Georgia.*

# FALCONS DIRECTORY

## Atlanta Falcons

4400 Falcon Parkway • Flowery Branch, Georgia 30542

770-965-3115 • Fax 770-965-3185

### *Executive Management*

President ..... Taylor Smith  
Executive Vice President of Football Operations/Head Coach ..... Dan Reeves  
Executive Vice President of Administration ..... Jim Hay  
General Manager ..... Harold Richardson  
Vice President of Football Operations ..... Ron Hill

### *Finance*

Vice President/Chief Financial Officer ..... Kevin Anthony  
Controller ..... Wallace Norman  
Administrative Assistant ..... John Knox  
Accounting Assistants ..... Carolyn Cathey, Greg Beadles  
Tax Advisor ..... Hamilton Childree

### *Marketing/Sales*

Vice President ..... Rob Jackson  
Director of Corporate Sales ..... Mark Fuhrman  
Assistant ..... Gigi Andrews

### *Operations*

Operations/Events Coordinator ..... Spencer Treadwell

### *Media/Public Relations*

Director ..... Aaron Salkin  
Assistant Director ..... Frank Kleha  
Assistant ..... LuAnn Stanaland

### *Ticket Operations*

Director ..... Jack Ragsdale  
Assistant Director ..... Brent Coleman  
Vault Manager ..... Thomas Meunier  
Accounting Coordinator ..... Connie Bonner  
Ticket Sales Coordinator ..... Phil Caldwell  
Administrative Assistant ..... Carol Woody  
Ticket Sales Assistant ..... Tripp Glenn

### *Community Relations*

Director ..... Carol Breeding  
Player Programs Coordinator ..... Billy "White Shoes" Johnson  
Community Relations and Player Outreach Coordinator ..... Chris Demos

### *Computer Operations*

Director of Information Systems ..... Joseph Miller

### *Front Office Staff*

Vice President, Corporate Development ..... Tommy Nobis  
President/Atlanta Falcons Youth Foundation ..... Jerry Rhea  
Administrative Asst. to President's Office ..... Karen Pieretti  
Administration Secretary ..... Janet Childree  
Chairman of the Board's Office ..... Nancy Bruno  
Administrative Assistant ..... Roy Fulton  
Community Relations ..... Jill Kraft  
Receptionist ..... Gail Warren

# FALCONS DIRECTORY

## *Facility Operations*

Superintendent of Building Maintenance .....	Joe Choate
Superintendent of Grounds Maintenance .....	Jim Hewitt
Housekeeping .....	Donna Wilson

## *Coaching Staff*

Head Coach .....	Dan Reeves
Asst. Head Coach/Defensive Coordinator .....	Rich Brooks
Linebackers .....	Don Blackmon
Defensive Line .....	Bill Kollar
Secondary .....	Greg Brown
Offensive Coordinator/Running Backs .....	George Sefcik
Wide Receivers .....	Jack Burns
Tight Ends .....	Rennie Simmons
Offensive Line .....	Art Shell
Assistant Offensive Line .....	James Daniel
Special Teams .....	Joe DeCamillis
Strength & Conditioning .....	Al Miller
Asst. Strength & Conditioning .....	Rocky Colburn
Offensive Quality Control .....	Ed West
Defensive Quality Control .....	Thom Kaumeyer
Director of Football Systems .....	Brian Xanders
Executive Assistant to the Head Coach .....	Brenda Johnston

## *Player Personnel/Scouting*

Director of Player Personnel/Pro .....	Chuck Connor
Director of Player Personnel/College .....	Reed Johnson
Assistant to Head Coach/Pro Personnel .....	Marvin Bass
Area Scouts .....	Ken Blair, Billy Campfield, Dick Corrick, Boyd Dowler, Bill Groman, Bob Harrison
National Scout .....	Mike Hagen
Regional Scout .....	Jeff Smith
Assistant to VP Football Operations .....	Les Snead
Pro Personnel Assistant .....	Mark Olson
College Scouting Assistant .....	Taylor Morton
Administrative Assistant/Football Operations .....	Kim Mauldin
Administrative Assistant/College Scouting .....	LaDonna Jones

## *Medical Staff*

Head Athletic Trainer .....	Ron Medlin
Assistant Athletic Trainers .....	Harold King, Thomas Reed
Team Doctors .....	Andrew Bishop, Randy Cronin, Charles Harrison

## *Video Staff*

Video Director .....	Tom Atcheson
Assistant .....	Mike Crews

## *Equipment Staff*

Manager .....	Brian Boigner
Senior Director/Gameday Coordinator .....	Horace Daniel
Assistants .....	Jimmy Hay, Darren Griffith

# Falcons Community Efforts

## MISSION STATEMENT

The Atlanta Falcons Youth Foundation (AFYF), founded in 1985 by Rankin M. Smith, Sr., the late owner of the Atlanta Falcons, was established to help the youth of Georgia. Its primary purpose is to support and fund, when possible, programs, organizations and/or services which help young people reach their fullest potential.



**FALCONS**  
**Youth**  
FOUNDATION

One important objective is to position the AFYF in the forefront of every community service offered by the Atlanta Falcons. By being the true community service arm of the Falcons, along with hosting annual fundraisers such as the annual Charity Kickoff Luncheon, the Dan Reeves/Whitey Zimmerman Golf Classic, Falcons Jazzercise for the Cure, Bowling for the Kids, and other events, the AFYF is equipped to make a real difference in the wellness and development of Georgia's youth and families in need.

Since its inception, the AFYF has worked with hundreds of community organizations throughout the State of Georgia, providing over 2 million dollars in grants, scholarships and in-kind services. In 1999 alone, the Atlanta Falcons Youth Foundation awarded over \$300,000 in grants and scholarships.

## ATLANTA FALCONS YOUTH FOUNDATION

### OFFICERS

Jerry Rhea, President  
Janet Childree, Secretary  
John O. Knox, Jr., Treasurer

### BOARD OF DIRECTORS

Dorothy Ann Knox, Chair  
Carol Breeding  
Tommy Nobis  
Jim Hay  
Dan Reeves  
Rob Jackson  
Harold Richardson  
Billy Johnson  
Taylor Smith  
Jessie Tuggle

### ADVISORY BOARD

Richard Maddox  
Gene McHugh

## GEORGIA FATHERHOOD INITIATIVE



The Atlanta Falcons and the Georgia Department of Human Resources work together with Eller Outdoor Advertising, FOX5 TV and WGST NewsRadio to promote “Responsible Fatherhood.” “Nothing comes before family,” says linebacker Jessie Tuggle. Jessie, along with quarterback Chris Chandler, cornerback Ray Buchanan, and their children, spread the fatherhood message throughout the State of Georgia via billboards, bus cards, public service spots and posters.

use their fame on the football field to spotlight the most important role they have off the field – as fathers.

## GIVING BACK TO THE COMMUNITY

### THE ATLANTA FALCONS AND THE AMERICAN RED CROSS MAKE A GREAT TEAM

The Atlanta Falcons Annual Kickoff Blood Drive, traditionally held the opening weekend of training camp, has become one of the largest community drives in the Southeast. The Atlanta Falcons donate a pair of tickets for a preseason home game to every donor who gives a unit of blood during this drive.

Since its first year in 1991, it has grown from a one-site, one-day drive to a multi-site, two-day drive.

Over 7,500 units of blood have been collected during the past nine years.



## BOWLING FOR KIDS TOURNAMENT

For the past two seasons, the Atlanta Falcons and Ingles have teamed with other corporate sponsors to present the annual Bowling for Kids Tournament. This popular event has raised an average of over \$40,000 each year for the Atlanta Falcons Youth Foundation. Bowling brings out the “competitive” kid in everyone who participates, with Falcons players, cheerleaders and Freddie Falcon, testing their skills on the lanes.

The Falcons players and media personalities love to bowl, and the tournament provides a unique opportunity for players to mingle with corporate sponsors and supporters of the Atlanta Falcons Youth Foundation’s many worthwhile causes.



## FALCONS PROMOTE GOOD SPORTSMANSHIP



Whether it’s “on the field” or “off the field”, good sportsmanship is a message sent by the Atlanta Falcons. Programs promoting this message are Gatorade’s NFL Punt, Pass and Kick and Junior Falcons Training Camp, High School Coach and Player of Week programs, Nike NFL Flag, youth football halftime scrimmage and others.





## WHITE WATER AQUALYMPICS

**W**hite Water Park is the setting for the annual Atlanta Falcons Aqualympics. Four 5-person teams compete against each other on four different water rides. The four teams are Falcons Offense, Falcons Defense, Former Falcons and Sports Media. The park is open to the public, with White Water donating \$2.00 per admission to the Falcons Youth Foundation. Last year, \$10,000 was raised for the Atlanta Falcons Youth Foundation.



## FALCONS VISIT LOCAL HOSPITALS

**C**heering up the kids is one of the most important and most gratifying programs of the Atlanta Falcons. Local hospitals and care facilities have been the stomping grounds of the Falcons for years. The kids who undergo treatment always look forward to their visits.



**Morten Andersen pledges \$500 for every field goal to the Starlight Children's Wish Foundation. Morten says, "Seeing these kids and their positive attitudes makes me feel good. I hope that our visits to the hospitals help them have a more pleasant day. These kids are real fighters."**

## NFL 101 FOR WOMEN



NFL 101 for Women is a class specifically designed for women to learn more about NFL football. The Falcons, along with media partner WGST NewsRadio, hosted their 2<sup>nd</sup> annual 101 Class this past season, featuring Head Coach Dan Reeves and his wife, Pam, two players, an NFL official,

a certified athletic trainer and special guest Dr. Laura Schlessinger.

The event was well attended, and the women learned a lot of "behind the scenes" information. Proceeds from the event benefited the Atlanta Falcons Youth Foundation.



**NFC CHAMPIONS**

**ATLANTA FALCONS**

**KICKOFF LUNCHEON**

The Atlanta Falcons, with the help of the Atlanta Sports Council, kick off each season with the Annual Charity Kickoff Luncheon. This traditional fund-raiser

features the Falcons players, coaches, cheerleaders, mascot and a silent auction. It has always been a "fan favorite." Last year's luncheon raised more than \$70,000 for the Atlanta Falcons Youth Foundation and Atlanta Sports Council community projects.

This year's luncheon, scheduled for Thursday, August 17<sup>th</sup>, at the Georgia Dome, should be another successful event.





## FALCONS JAZZERCISE FOR THE CURE

**Falcons** Jazzercise for the Cure is non-stop fun for more than 450 halftime performers. Last season, this energetic group raised more than

\$140,000.00 for the Susan G. Komen Breast Cancer Foundation. In order to qualify for the halftime show, each participant was required to raise a minimum of \$150 in pledges. Last season's halftime was a magnificent show, and the money generated was earmarked for much-needed breast cancer research.



## FALCONS HOST TWO CHARITY GOLF TOURNAMENTS

The Atlanta Falcons host two charity golf tournaments each year; the Falcons Spring Charity Golf Classic at Peachtree Country Club and the Dan Reeves/Whitey Zimmerman Memorial Golf Classic at Chateau Elan. Both tournaments raise funds for the Atlanta Falcons Youth Foundation, as well as scholarship dollars for the Whitey Zimmerman Memorial Scholarships.

## WHITEY ZIMMERMAN MEMORIAL SCHOLARSHIP PROGRAM



Whitey Zimmerman, long-time equipment manager for the Atlanta Falcons, died of a heart attack during the 1994 season. Whitey touched many lives during his career, and he loved the game of football. Shortly after his unexpected death, a scholarship program was established in his memory. To date, thirty (30) \$5,000 college scholarships have been awarded to deserving Georgia high school seniors who served their team(s) as student managers. An endowment has been created by the Atlanta Falcons Youth Foundation to ensure a long-lasting scholarship program. Several past scholarship recipients are pictured below:



Earl  
Benson



April  
Davenport



Tiffany  
Froy



Justin  
Fisher



Joshua  
Geiger



Fleming  
Gibson



Amanda  
Jackson



Cassandra  
Neal

## JERRY RHEA SPORTS MEDICINE SCHOLARSHIP FUND



A new scholarship program will begin this year in honor of former Falcons head trainer and President of the Atlanta Falcons Youth Foundation, Jerry Rhea. Jerry plans to retire next year, and it is only fitting that his legacy as an NFL athletic trainer and community philanthropist live on through the lives of young people pursuing a career in sports medicine. The Atlanta Falcons Youth Foundation will provide the seed money (\$20,000) for the initial scholarships, and an event will be held in the spring of 2001, celebrating Jerry Rhea's retirement and raising money to continue the sports medicine scholarship program.

# Did you Know...



Did you know that Falcons quarterback, Chris Chandler, pledges \$500 for every touchdown pass he throws to Eagle Boys Ranch?



Did you know that Falcons cornerback, Ray Buchanan, serves as the Atlanta Falcons team spokesperson for United Way?



Did you know that Falcons Defensive Lineman, Pellon McDaniels, has his own foundation, "Arts for Smarts," that promotes "the arts" in middle schools? He has also authored several books, including Fish Tales and So, You Want to be a Pro?



Did you know that the Falcons team up with Heavenly Ham to provide and serve a holiday meal every Thanksgiving to more than 500 less fortunate at Crossroads Community Ministry?



Did you know that Falcons punter, Dan Stryzinski, pledges \$100 for every fair catch he forces on punts to the Gwinnett Children's Shelter and also serves on their Board of Directors?



Did you know that Terence Mathis purchases and gives away more than 1,000 turkeys every Thanksgiving to needy families?

# Did you Know...



Did you know the Atlanta Falcons Cheerleaders average over 550 public appearances each year, totaling over 1,400 hours in the community?



Did you know that Falcons linebacker, Henri Crockett, visits the Harland Boys and Girls Club

every week during the season and more often during the off-season? He also provides Falcons tickets for those who achieve certain goals to attend home games.

Did you know that Freddie Falcon spends more than 400 hours in the Atlanta community each year?



Did you know Atlanta Falcons Players average more than 250 community appearances each year?





# ADMINISTRATION



## **DAN REEVES**

**Executive VP of  
Football Operations/  
Head Coach**

**H**ead coach Dan Reeves, the NFL's winningest active coach with 177 career victories, suffered through a frustrating 5-11 season on the heels of 1998's NFC Championship season. The disappointing season was further hit when Pro Bowl RB Jamal Anderson was lost for the year in Week 2 with a season-ending knee injury and with early season injuries to starting QB Chris Chandler and injuries to key members of the defensive line. Reeves' 1990 Denver Broncos team followed an AFC Championship season with a an injury-plagued 5-11 record, but turned around the next season with a 12-4 finish and a trip to the AFC Championship game. Reeves and the Falcons are hoping for the same results in 2000.

It was under Reeves' leadership in his second season in Atlanta that the Falcons experienced a year of 'firsts' in 1998. The Falcons enjoyed the first NFC Championship in team history with a dramatic come-from-behind 30-27 overtime victory at Minnesota. Reeves' Falcons advanced to their first Super Bowl (XXXIII) in the 33-year history of the franchise by virtue of the thrilling NFC Title game showing.

The team's first NFC Western Division championship since 1980 was captured with the first 14-win regular season. The 14-2 record was the best mark ever for a Falcons team. (Atlanta finished with an overall record of 16-3). A perfect 8-0 record at home was the first time a Falcon team had gone undefeated ever in their own backyard and the 7-2 road record was another first.

Atlanta's resurgence under Reeves started at the midway point of the 1997 season. After beginning his Falcons reign with an 0-5 record, the Reeves-led Falcons ended the first half with a 1-7 record. Then the team went on a remarkable 20-4 run that stretched into the 1998 season. The 1997 squad went into the final game of the season with a 7-8 record and a chance to reach the .500 mark before falling at Arizona in the season-finale for a 7-9 finish.

With Reeves at the helm, the Falcons broke several team records in 1998. Atlanta's offense set a new team mark with 442 points scored to finish fourth in the NFL. The unit also scored more total touchdowns (53) and tallied more individual rushing (18) and receiving scores (28) than any other team in franchise history. The Falcons were the best in the NFL in controlling the clock, with an NFL-high in time of possession (33:10).

Other notable highlights for Reeves' 1998 NFC Champions were leading the league in total takeaways (44), turnover differential (+20), and fumble recoveries (25). The 1,203 rushing yards allowed by the defense, including a franchise-low 18 rushing yards at New England, were club records.

For his efforts, Reeves was the unanimous selection as NFL Coach-of-the-Year by every major media outlet, including the Associated Press, the Pro Football Writers Association and The Sporting News.

As the person in charge of making all the football decisions with the Falcons after being hired on January 21, 1997, the 56-year old product of Americus, Georgia brought with him a lengthy and successful resume to draw from, including head coaching positions with the New York Giants (1993-96) and the Denver Broncos (1981-92).

### **NEW YORK GIANTS (1993-96)**

Reeves was named the 14<sup>th</sup> head coach of the New York Giants on January 27, 1993. Reeves quickly proved to Giants followers just what kind of winner he is when he was named Associated Press Coach of the Year after helping turn the Giants 1992 record of 6-10 into a playoff qualifying 11-5 mark in 1993, the best-ever record for a first-year Giants coach. He became just the second head coach in Giants history to lead his team to the playoffs in his first season with the Giants. Allie Sherman was the first Giants head coach to do so in 1961. In four seasons with the Giants, Reeves compiled a 31-33 regular season record and a 1-1 postseason mark.

Reeves and his staff were faced with many questions before the start of the 1994 season,

not the least of which was what kind of production they would get from a young, inexperienced quarterback after Dave Brown took over the reigns following the release of veteran Phil Simms. After a 3-0 start, the Giants fell to 3-7 with a seven-game losing streak. In what many say may have been his best coaching job ever, Reeves and his coaching staff managed to keep the team together as the Giants won their final six games to get back into playoff contention and finish the year with a 9-7 record.

Reeves 1995 Giants squad lost seven games that were decided on their final drive of the game to finish with a 5-11 mark. In six of those games, the Giants were either tied or leading at some point in the fourth quarter. Despite finishing 6-10 in 1996, Reeves Giants squad closed the year with a last-minute loss to the New England Patriots, the eventual AFC Champion.

## **DENVER BRONCOS (1981-92)**

Reeves was the youngest head coach in the NFL when he assumed command of the Broncos in 1981 at the age of 37. Denver finished that first season with a 10-6 record and narrowly missed a playoff berth. In 1983, a 9-7 mark and a Wild Card berth earned Reeves a second place finish in the AFC Coach of the Year balloting by UPI, following a 2-7 record in the strike-shortened 1982 season.

In 1986, Reeves' Broncos won the AFC Championship with a team that featured a high-powered passing game that took care of the ball as it established a team record for lowest interception percentage (.029). Even though the Broncos compiled an 11-5 mark in 1985, Denver did not make the playoffs. The performance came on the heels of a 13-3 record in 1984, which gave Denver its highest victory total ever and Reeves was recognized as Coach of the Year.

In 1987, Reeves led an injury-riddled team to a 10-4-1 record, best in the AFC, and its second straight AFC West title. Even though the 1987 season was only 15 games, Denver set or tied numerous single-season team records, including most touchdowns scored and most yards in total offense.

In 1989, Reeves led the Broncos back from an 8-8 mark to their third Super Bowl appearance in four years while garnering AFC Coach of the Year honors. Reeves' record of Super Bowl appearances in that four-year span was the first time an AFC coach had taken his team to the league's championship game with such frequency since Don Shula led the Dolphins to three Super Bowls in 1971, 1972 and 1973.

In 1991, Reeves was named AFC Coach of the Year by the Kansas City 101 Club, the first time the club has ever honored a coach three times while he was coaching the same team, as the Broncos finished with a 12-4 record and earned a spot in the AFC Championship Game. It was the best turnaround effort in the NFL that season after the Broncos had finished with a 5-11 mark in 1990.

Even though his 1992 Denver team finished 8-8, his ballclub was still in the hunt for a Wild Card berth on the season's final weekend when the Broncos lost to the Kansas City Chiefs.

Reeves produced five first place finishes in the American Football Conference Western Division, three Super Bowl appearances and four AFC Championship Game appearances during his 12 seasons in Denver. From 1981-91 Reeves' record at home was 65-20, the best in the NFL during that stretch of time. He was the only AFC coach in the decade of the 1980s to lead his team to consecutive Super Bowl appearances and he led Denver to seven 10-victory seasons in his 12 years. Under Reeves, the Broncos put together winning streaks of 10 games once, eight games once and four games nine times.

## **DEVELOPING NFL SUCCESS IN THE EARLY YEARS**

Reeves' record of success dates back to his playing days with the Dallas Cowboys. Reeves began his professional playing career as a free agent running back for Dallas after having been an outstanding collegiate quarterback at the University of South Carolina where he is a member of the school's Hall of Fame. Reeves was an all-purpose player during his eight seasons (1965-72) with Dallas (1,990 yards rushing with 25 touchdowns and 129 pass receptions for 1,693 yards and 17 touchdowns), and he finished his playing career as the fifth all-time rusher in Dallas history. In addition, he completed 30 passes, including two for touchdowns, on the halfback option, and he also returned punts and kickoffs at various times.

Reeves' winning background has taken him to the ultimate heights of his profession. He's competed in 48 playoff games (18 as a head coach, 16 as an assistant coach, six as a player-coach and eight as a player). Reeves has been an active participant in an NFL-record

nine Super Bowls. His first Super Bowl ring came as a player in 1971 with Dallas when the Cowboys fell, 16-13, to Baltimore in Super Bowl V. In 1972, Reeves received his first World Championship ring when the Cowboys beat Miami, 24-3, in Super Bowl VI. Reeves served on the Dallas staff in the Cowboys 21-17 defeat to Pittsburgh in Super Bowl X, the Cowboys 27-10 win over Denver in Super Bowl XII and the Cowboys 35-31 loss to Pittsburgh in Super Bowl XIII.

## **THE COACH AND HIS FAMILY**

Reeves and his wife Pam, who celebrated their 36<sup>th</sup> wedding anniversary on June 27, have three children – daughters Dana and Laura and a son Lee. The family also has four granddaughters; Caitlin, Ashley, Morgan and Pamela.

Reeves was at football practice in Americus, Georgia when he noticed Pam when she was walking across the field with the other cheerleaders. Reeves and Pam dated all through high school and through his sophomore year in college. They had not dated for about a year when Reeves said he dreamed about her every night for a week. Reeves called her at college at the University of Georgia and asked her when her Christmas break was and if he could pick her up and drive her home. They started dating again and were engaged during the Christmas holiday.

## **HOMETOWN ROOTS**

Reeves was born in Rome, Georgia on January 19, 1944 but the family moved to a farm in Americus, Georgia when Reeves was a young boy. It was in Americus that Reeves developed his work ethic. When chores need to get done on the farm before you go to school, you learn to live by Reeves' credo: "Get the job done." Reeves never stopped working those farmers' hours. Those hard working hours have proved to be a winning formula.

Reeves athletic career began as the MVP of the Georgia High School All-Star game in Atlanta and as a three sport star in baseball, basketball and football. As a senior, class of 1961, Reeves was a quarterback on a team that was headed for the state championship until he broke his collarbone in the third week that forced him to miss five games. He returned to lead this team to the consolation prize, a victory over the eventual Class A Champions. A guard on the basketball team, Reeves led Americus to the state championship, hitting four free throws to win the game. He followed that as a starting outfielder on the team that won the state championship.

## **FROM SOUTH CAROLINA TO THE DALLAS COWBOYS**

Following his senior season of football in Americus, the University of South Carolina offered Reeves a scholarship. He played well at South Carolina, where he is a member of the school's Hall of Fame, but was passed over in the NFL draft. That meant that 400 players were selected over him, there being 20 teams and 20 selections in 1964. The Dallas Cowboys saw something they liked and signed him as a free agent. It began a relationship that lasted 14 years as a multipurpose player, a player-coach, backfield coach and then offensive coordinator. Legendary coach Tom Landry said that he liked Reeves desire and smarts and tried him at many different positions to find a place for him. It was also Landry who convinced Reeves to get into coaching as his playing career started to come to a close.

## **JIMMY HIGHTOWER AND MARVIN BASS**

Two big influences on Reeves besides Tom Landry, are his high school football coach Jimmy Hightower and his college coach Marvin Bass, who is on Reeves current coaching staff as Assistant to the Head Coach/Pro Personnel.

Hightower claims that it was Reeves competitive nature rather than his physical skills that set him apart. "The guy worked on his weaknesses harder than anybody I've ever known. He ran more short sprints than anybody I've ever coached. He got more out of his talent than anybody I've been around."

When Reeves was hired as head coach of the Denver Broncos in 1981, the first person he called to join his coaching staff was Marvin Bass because as Reeves said, "I respect him so much."

Said Reeves on Bass: "A lot of times as head coach you worry about whether coaches will tell you what you want to hear, rather than what you need to hear. You don't have to worry about that with Coach Bass."



## Coaching Capsule

*"He was one of the strongest competitors I ever had, which gave him a bit of an edge. Very few players possessed his type of understanding of what's going on."*

– Former Cowboys Head Coach Tom Landry

- Captured NFL "Coach-of-the-Year" in 1998 for leading Falcons to first Super Bowl en route to a franchise-best 14-2 record.
- With the Broncos, he coached team atop the AFC West standings five times and finished with three 2nd place showings.
- Five Time Coach-of-the-Year in 1984, 1989, 1991, 1993, 1998.
- His 1985 Denver team set offensive records for Total Offense and points scored in an 11-5 campaign.
- In 1986 the Broncos established 35 team and individual club records in an 11-5 season.
- Despite numerous injuries coached Denver to a 10-4-1 record and second consecutive AFC West title in 1987. Among various records set were most Total Offensive yards with 5,624 and most games scoring 20 or more points with 12.
- Ended the 1980's with fourth AFC West crown and third Super Bowl appearance in four years.
- Rebounded from 8-8 mark to post 12-4 record with another Division title in 1991, but lost AFC Championship game by a field goal.
- Turned around Giants in his first season going from 6-10 the previous year to 11-5 and a Playoff berth to win NFL "Coach-of-the- Year" honors in 1993.
- Coordinated the Cowboys offense for an average of 25 points per game in winning Super Bowl XII in 1979. In his last season in Dallas in 1980 his offense produced an average of 28 points per contest for a team which advanced to NFC Championship game.

# TOP TWENTY NFL COACHES IN CAREER VICTORIES

(At the start of the 2000 season)

COACH	YRS.	Regular Season				Postseason			Career			
		W	L	T	PCT.	W	L	PCT.	W	L	T	PCT.
1 DON SHULA (Colts, Dolphins)	33	328	156	6	.676	19	17	.528	347	173	6	.665
2 GEORGE HALAS (Bears)	40	318	148	31	.671	6	3	.667	324	151	31	.671
3 TOM LANDRY (Cowboys)	29	250	162	6	.605	20	16	.556	270	178	6	.601
4 CURLY LAMBEAU (Packers, Cardinals, 'Skins)	33	226	132	22	.624	3	2	.600	229	134	22	.623
5 PAUL BROWN (Browns, Bengals)	25	213	104	9	.667	9	8	.529	222	112	9	.660
6 CHUCK NOLL (Steelers)	23	193	148	1	.566	16	8	.667	209	156	1	.572
7 CHUCK KNOX (Rams, Bills, Seahawks)	22	186	147	1	.558	7	11	.389	193	158	1	.550
<b>8 DAN REEVES (Broncos, Giants, Falcons)</b>	<b>19</b>	<b>167</b>	<b>128</b>	<b>1</b>	<b>.566</b>	<b>10</b>	<b>8</b>	<b>.556</b>	<b>177</b>	<b>136</b>	<b>1</b>	<b>.565</b>
9 BUD GRANT (Vikings)	18	158	96	5	.620	10	12	.455	168	108	5	.607
10 MARV LEVY (Chiefs, Bills)	17	143	112	0	.561	11	8	.579	154	120	0	.562
11 STEVE OWEN (Giants)	23	151	100	17	.595	2	8	.200	153	108	17	.581
12 MARTY SCHOTTENHEIMER (Browns, Chiefs)	15	145	85	1	.630	5	11	.313	150	96	1	.609
13 BILL PARCELLS (Giants, Patriots, Jets)	14	138	100	1	.579	11	6	.647	149	106	1	.584
14 JOE GIBBS (Redskins)	12	124	60	0	.674	16	5	.762	140	65	0	.683
15 HANK STRAM (Chiefs, Saints)	17	131	97	10	.571	5	3	.625	136	100	10	.573
16 WEEB EWBANK (Colts, Jets)	20	130	129	7	.502	4	1	.800	134	130	7	.507
17 MIKE DITKA (Bears, Saints)	13	118	82	0	.590	6	6	.500	124	88	0	.585
18 SID GILLMAN (Rams, Chargers, Oilers)	18	122	99	7	.550	1	5	.167	123	104	7	.541
19 GEORGE ALLEN (Rams, Redskins)	12	116	47	5	.705	2	7	.222	118	54	5	.681
20 DON CORYELL (Cardinals, Chargers)	14	111	83	1	.572	3	6	.333	114	89	1	.561

## Personal Resume

### Dan Reeves

**Born:** Jan. 19, 1944, Rome, Georgia, moved to farm near Americus, Ga. (when six weeks old)

**High School:** Americus, Class of '61

Football - Broke collarbone as senior quarterback but returned weeks later to help team beat eventual state champs. MVP of Ga. H.S. All-Star game in Atlanta.

Basketball - Helped capture state basketball title as guard by hitting four free throws late in game.

Baseball - Played on state baseball champion as starting left fielder.

**College:** South Carolina...1962-64...Quarterback...2nd team All-ACC under Coach Marvin Bass...Set 10 school records...Passed for 2,561 yards on 221-441 with 16 TD's...3 100-yard rushing games for 3,376 total yards...Inducted into USC Hall of Fame.

**NFL:** Undrafted free agent with Dallas Cowboys...1965-72...Rookie with QB's Craig Morton & Jerry Rhome and DT Jethro Pugh...Teammate and assistant coach with Mike Ditka...First Cowboy to ever score 4 TD's in a game ('67)...Held record for most TD's in a season (16) in '66 until Emmitt Smith broke it in '92...Rushed 535 for 1,990 yards with 25 TD's...Caught 129 passes for 1,693 yards with 17 TD's...Completed 14 of 32 for 370 yards and 2 TD's.



**Family:** Married (36 years) high school sweetheart, Pam. Three grown children; daughters Dana, Laura, and one son, Lee. Four granddaughters; Caitlin, Ashley, Morgan, Pamela...Mother, Ann, and father, Charles Edward (Edd)...Mother still lives in Americus...Two brothers, Charles, graduate of Ga. Tech (President of T Club) and Butch, graduate & football player at South Carolina...Sister, JoAnn, graduate of Georgia...Voted into Georgia Hall of Fame..."I really can't remember when family wasn't important to me."

**Football Influences:** Cowboys Hall of Fame Coach Tom Landry...Ex-South Carolina Head Coach Marv Bass...Americus High School coach Jimmy Hightower.



“  
*Everything I've really accomplished as far as coaching is concerned is definitely related to what I learned from Coach Landry. I had no ambitions of ever coaching until I was around him.*  
 ”

## REEVES' NFL RECORD

Year	Team	<i>Regular Season</i>				Finish
		Won	Lost	Tied	Pct	
1981	Denver	10	6	0	.625	2nd, AFC West
1982	Denver	2	7	0	.222	12th, AFC
1983	Denver	9	7	0	.563	3rd, AFC West (Wild Card)
1984	Denver	13	3	0	.813	AFC West Champion
1985	Denver	11	5	0	.688	2nd, AFC West
1986	Denver	11	5	0	.688	AFC West Champion
1987	Denver	10	4	1	.700	AFC West Champion
1988	Denver	8	8	0	.500	2nd, AFC West
1989	Denver	11	5	0	.688	AFC West Champion
1990	Denver	5	11	0	.313	5th, AFC West
1991	Denver	12	4	0	.750	AFC West Champion
1992	Denver	8	8	0	.500	3rd, AFC West
1993	N.Y. Giants	11	5	0	.688	2nd, NFC East
1994	N.Y. Giants	9	7	0	.563	2nd, NFC East
1995	N.Y. Giants	5	11	0	.313	4th, NFC East
1996	N.Y. Giants	6	10	0	.375	5th, NFC East
1997	Atlanta	7	9	0	.438	3rd, NFC West
1998	Atlanta	14	2	0	.875	1st, NFC West
1999	Atlanta	5	11	0	.313	3rd, NFC West
<b>Totals:</b>	<b>(19 Years)</b>	<b>167</b>	<b>128</b>	<b>1</b>	<b>.566</b>	

Year	Team	<i>Post-Season</i>		
		Won	Lost	Finish
1983	Denver	0	1	Lost at Seattle (Wild Card)
1984	Denver	0	1	Lost to Pittsburgh (Div. Playoff)
1986	Denver	2	1	Def. N.E., Def. Clev, Lost in SB (NYG)
1987	Denver	2	1	Def. Hou, Def. Clev, Lost in SB (Wash)
1989	Denver	2	1	Def. Pitt, Def. Clev, Lost in SB (S.F.)
1991	Denver	1	1	Def. Hou, Lost at Buff (AFC title game)
1993	N.Y. Giants	1	1	Def. Minn, Lost at S.F. (Div. Playoff)
1998	Atlanta	2	1	Def. S.F., Def. Minn, Lost SB (Den)

**Playoff Totals:      10      8      4 Super Bowl Appearances**

### REEVES - THE PLAYER AND ASSISTANT COACH

1965-69	.....	Running Back	.....	Dallas Cowboys
1970-71	.....	Player/Coach	.....	Dallas Cowboys
1972	.....	Running Backs Coach	.....	Dallas Cowboys
1974	.....	Special Teams Coach	.....	Dallas Cowboys
1975-76	.....	Running Backs Coach	.....	Dallas Cowboys
1977-80	.....	Offensive Coordinator	.....	Dallas Cowboys

### ACCOMPLISHMENTS

- The winningest active coach with 167 regular-season victories.
- NFL Coach-of-the-Year in 1993 and 1998; AFC top honors in 1984, 1989, 1991.
- Reached 4 Super Bowls, 4 AFC Championship Games, 1 NFC Title Game, 1 NFC West Title, 5 AFC West Titles.
- Compiled 11 winning seasons, two .500 seasons.
- Participated in 48 playoff games and 9 Super Bowls as NFL player and coach.
- Took Giants from 6-10 to 11-5 and playoffs in first season in New York.
- One of only two NFL coaches in 1980's to take team to back-to-back Super Bowls.
- Posted 72-21 (77%) winning mark at Mile High Stadium.

# Reeves vs. the NFL

## REGULAR SEASON

	Overall			Home			Away		
	W	L	T	W	L	T	W	L	T
<b>AFC East</b>									
Buffalo	2	6	0	0	1	0	2	5	0
Indianapolis	8	1	0	5	0	0	3	1	0
Miami	3	1	0	1	1	0	2	0	0
N.E.	7	1	0	5	1	0	2	0	0
N.Y. Jets	2	3	0	1	1	0	1	2	0
<b>TOTALS</b>	<b>22</b>	<b>12</b>	<b>0</b>	<b>12</b>	<b>4</b>	<b>0</b>	<b>10</b>	<b>8</b>	<b>0</b>

	W	L	T	W	L	T	W	L	T
	<b>AFC Central</b>								
Baltimore	0	1	0	0	1	0	0	0	0
Cincinnati	5	1	0	5	0	0	0	1	0
Cleveland	7	2	0	3	1	0	4	1	0
Hou/Tenn	4	3	0	2	1	0	2	2	0
Jacksonville	0	1	0	0	1	0	0	0	0
Pittsburgh	5	4	0	2	2	0	3	2	0
<b>TOTALS</b>	<b>21</b>	<b>12</b>	<b>0</b>	<b>12</b>	<b>6</b>	<b>0</b>	<b>9</b>	<b>6</b>	<b>0</b>

	W	L	T	W	L	T	W	L	T
	<b>AFC West</b>								
Denver	0	1	0	0	1	0	0	0	0
Kansas City	15	9	0	11	1	0	4	8	0
Oakland	10	15	0	6	7	0	4	8	0
San Diego	16	10	0	10	3	0	6	7	0
Seattle	13	13	0	9	3	0	4	10	0
<b>TOTALS</b>	<b>54</b>	<b>48</b>	<b>0</b>	<b>36</b>	<b>15</b>	<b>0</b>	<b>18</b>	<b>33</b>	<b>0</b>

<b>AFC TOTALS</b>	<b>97</b>	<b>72</b>	<b>0</b>	<b>60</b>	<b>25</b>	<b>0</b>	<b>37</b>	<b>47</b>	<b>0</b>
-------------------	-----------	-----------	----------	-----------	-----------	----------	-----------	-----------	----------

	W	L	T	W	L	T	W	L	T
	<b>NFC East</b>								
Arizona	8	4	0	5	1	0	3	3	0
Dallas	3	8	0	3	3	0	0	5	0
N.Y. Giants	2	2	0	1	1	0	1	1	0
Philadelphia	7	7	0	4	4	0	3	3	0
Washington	8	3	0	4	1	0	4	2	0
<b>TOTALS</b>	<b>28</b>	<b>24</b>	<b>0</b>	<b>17</b>	<b>10</b>	<b>0</b>	<b>11</b>	<b>14</b>	<b>0</b>

	W	L	T	W	L	T	W	L	T
	<b>NFC Central</b>								
Chicago	3	5	0	2	2	0	1	3	0
Detroit	5	3	0	2	1	0	3	2	0
Green Bay	2	1	1	2	0	0	0	1	1
Minnesota	4	4	0	3	2	0	1	2	0
Tampa Bay	2	2	0	1	1	0	1	1	0
<b>TOTALS</b>	<b>16</b>	<b>15</b>	<b>1</b>	<b>10</b>	<b>6</b>	<b>0</b>	<b>6</b>	<b>9</b>	<b>1</b>

	W	L	T	W	L	T	W	L	T
	<b>NFC West</b>								
Atlanta	2	1	0	1	1	0	1	0	0
Carolina	3	4	0	2	1	0	1	3	0
New Orleans	9	3	0	5	1	0	4	2	0
San Francisco	5	5	0	4	1	0	1	4	0
St. Louis	7	4	0	4	1	0	3	3	0
<b>TOTALS</b>	<b>26</b>	<b>17</b>	<b>0</b>	<b>16</b>	<b>5</b>	<b>0</b>	<b>10</b>	<b>12</b>	<b>0</b>

<b>NFC TOTALS</b>	<b>70</b>	<b>56</b>	<b>1</b>	<b>43</b>	<b>21</b>	<b>0</b>	<b>27</b>	<b>35</b>	<b>1</b>
-------------------	-----------	-----------	----------	-----------	-----------	----------	-----------	-----------	----------

<b>NFL TOTALS</b>	<b>167</b>	<b>128</b>	<b>1</b>	<b>103</b>	<b>46</b>	<b>0</b>	<b>64</b>	<b>82</b>	<b>1</b>
-------------------	------------	------------	----------	------------	-----------	----------	-----------	-----------	----------

## DAN REEVES IN THE POSTSEASON

	OVERALL			HOME			AWAY			NEUTRAL		
	W	L	T	W	L	T	W	L	T	W	L	T
Buffalo	0	1	0	0	0	0	0	1	0	0	0	0
Cleveland	3	0	0	2	0	0	1	0	0	0	0	0
Denver	0	1	0	0	0	0	0	0	0	0	1	0
Houston	2	0	0	2	0	0	0	0	0	0	0	0
Minnesota	2	0	0	1	0	0	1	0	0	0	0	0
New England	1	0	0	1	0	0	0	0	0	0	0	0
NY Giants	0	1	0	0	0	0	0	0	0	0	1	0
Pittsburgh	1	1	0	1	1	0	0	0	0	0	0	0
San Francisco	1	2	0	1	0	0	0	1	0	0	1	0
Seattle	0	1	0	0	0	0	0	1	0	0	0	0
<u>Washington</u>	0	1	0	0	0	0	0	0	0	0	1	0
Totals	10	8	0	8	1	0	2	3	0	0	4	0

## DAN REEVES ON MONDAY NIGHT FOOTBALL

OVERALL: 12-11      HOME: 7-4      ROAD: 5-7

DATE	OPPONENT	SCORE
11/2/81	vs. Minnesota	19-17 (W)
10/15/84	vs. Green Bay	17-14 (W)
11/11/85	vs. San Francisco	17-16 (W)
9/15/86	at Pittsburgh	21-10 (W)
10/20/86	at Jets	10-22 (L)
10/12/87	vs. Raiders	30-14 (W)
11/16/87	vs. Chicago	31-29 (W)
9/26/88	vs. Raiders (OT)	27-30 (L)
10/31/88	at Indianapolis	23-55 (L)
9/18/89	at Buffalo	28-14 (W)
11/20/89	at Washington	14-10 (W)
9/17/90	vs. Kansas City	24-23 (W)
10/8/90	vs. Cleveland	29-30 (L)
10/12/92	at Washington	3-34 (L)
11/30/92	at Seattle (OT)	13-16 (L)
12/20/93	at New Orleans	24-14 (W)
10/10/94	vs. Minnesota	10-27 (L)
11/7/94	at Dallas	10-38 (L)
11/21/94	at Houston	16-13 (W)
9/4/95	vs. Dallas	0-35 (L)
9/20/99	at Dallas	7-24 (L)
10/25/99	at Pittsburgh	9-13 (L)
1/3/00	vs. San Francisco	34-29 (W)

## DAN REEVES IN OVERTIME

Overall record: 10-11-1      Home: 5-7      Away 5-4-1

DATE	OPPONENT	SCORE
11/8/81	vs. Cleveland	23-20 (W)
10/28/84	at Raiders	22-19 (W)
10/20/85	vs. Seattle	13-10 (W)
11/17/85	vs. San Diego	30-24 (W)
11/24/85	at Raiders	28-31 (L)
12/8/85	vs. Raiders	14-17 (L)
1/11/87	at Cleveland	23-20 (W) AFC Champ.
9/20/87	at Green Bay (Milw.)	17-17 (T)
9/26/88	vs. Raiders	27-30 (L)
10/9/88	at San Francisco	16-13 (W)
10/22/89	at Seattle	24-21 (W)
12/3/89	at Raiders	13-16 (L)
9/23/90	vs. Seattle	34-31 (W)
11/18/90	vs. Chicago	13-16 (L)
11/30/92	at Seattle	13-16 (L)
1/2/94	vs. Dallas	13-16 (L)
10/30/94	vs. Detroit	25-28 (L)
9/10/95	at Kansas City	17-20 (L)
10/8/95	vs. Arizona	27-21 (W)
9/1/96	vs. Buffalo	20-23 (L)
1/17/99	at Minnesota	30-27 (W) NFC Champ.
10/3/99	vs. Baltimore	13-19 (L)

# Head Coaches Record

## REGULAR SEASON

COACH	SEASONS	YEARS	W	L	T	PCT
Norb Hecker	3	1966-68	4	26	1	.145
Norm Van Brocklin	7	1968-74	37	49	3	.433
Marion Campbell	6	1974-76, 87-89	17	51	0	.250
Pat Pepler	1	1976	3	6	0	.333
Leeman Bennett	6	1977-82	47	44	0	.516
Dan Henning	3	1983-86	22	41	1	.352
Jim Hanifan	1	1989	0	4	0	.000
Jerry Glanville	4	1990-93	28	38	0	.424
June Jones	3	1994-96	19	29	0	.396
<b>Dan Reeves</b>	<b>3</b>	<b>1997-99</b>	<b>26</b>	<b>22</b>	<b>0</b>	<b>.542</b>

Notes: Hecker was replaced by Van Brocklin after the first three games in 1968. Van Brocklin was replaced by Campbell after the first eight games in 1974. Campbell was replaced by Pepler after the first five games in 1976. Campbell was replaced by Hanifan after the first 12 games in 1989.

## POSTSEASON

COACH	SEASONS	YEARS	W	L	T	PCT
Leeman Brennett	6	1977-82	1	3	0	.250
Jerry Glanville	4	1990-93	1	1	0	.500
June Jones	3	1994-96	0	1	0	.000
<b>Dan Reeves</b>	<b>3</b>	<b>1997-99</b>	<b>2</b>	<b>1</b>	<b>0</b>	<b>.667</b>

## PRESEASON

COACH	SEASONS	YEARS	W	L	T	PCT
Norb Hecker	3	1966-68	4	10	1	.267
Norm Van Brocklin	7	1968-74	16	16	0	.500
Marion Campbell	6	1974-76, 87-89	9	15	0	.375
Leeman Bennett	6	1977-82	10	17	0	.370
Dan Henning	3	1983-86	7	9	0	.438
Jerry Glanville	4	1990-93	8	8	0	.500
June Jones	3	1994-96	7	6	0	.538
<b>Dan Reeves</b>	<b>3</b>	<b>1997-99</b>	<b>5</b>	<b>7</b>	<b>0</b>	<b>.417</b>

## OPENING DAY GAMES

COACH	SEASONS	YEARS	W	L	T	PCT
Norb Hecker	3	1966-68	0	3	0	.000
Norm Van Brocklin	7	1968-74	5	1	0	.833
Marion Campbell	6	1974-76, 87-89	0	5	0	.000
Leeman Bennett	6	1977-82	5	1	0	.833
Dan Henning	3	1983-86	3	1	0	.750
Jerry Glanville	4	1990-93	2	2	0	.500
June Jones	3	1994-96	1	2	0	.333
<b>Dan Reeves</b>	<b>3</b>	<b>1997-99</b>	<b>1</b>	<b>2</b>	<b>0</b>	<b>.333</b>



## Rich Brooks

### Asst. Head Coach/ Defensive Coordinator

Rich will be looking to return his defense to a top 10 finish like his 1998 unit. In 1998, the Falcons defense finished eighth in total defense in the NFL and second against the rush. His unit posted four of the 10 best run stopping games in team history with surrendering just 18 yards at New England as a new team-mark. The defense broke the club record by allowing a franchise-low 1,203 rushing yards and was the league-leader in takeaways (44) and fumble recoveries (25).

Brooks spent the 1995-96 seasons as the Head Coach of the St. Louis Rams before directing the defense in Atlanta. He was the Head Coach at the University of Oregon for 18 seasons prior to returning to the League. His program enjoyed four Bowl appearances in his final six seasons, including a trip to the Rose Bowl in 1994 as PAC 10 champions. The 1994 National Coach-of-the-Year and PAC-10 Coach-of-the-Year staked the Ducks to a final ranking of 9th in the nation in 1994. Oregon's playing field at Autzen Stadium was renamed after Brooks before the 1995 campaign as a tribute to his successful coaching career, which also included three years as Athletic Director. Richard L. Brooks was born August 20, 1941 in Forest, CA. and was a four-sport athlete at Nevada Union High in Grass Valley, CA. He played QB and DB under Coach Tommy Prothro at Oregon State and earned a masters degree in Education at Oregon State while working as the assistant freshman coach. He and his wife, Karen, have four children: Denny, Brady, Kasey, and Kerri.

#### Coaching Background

- 1997-99:** Asst. Head Coach/Def. Coordinator, Atlanta Falcons
- 1995-96:** Head Coach, St. Louis Rams
- 1977-94:** Head Coach, University of Oregon
- 1976:** Linebackers, UCLA (Terry Donahue)
- 1974-75:** DB and Special Teams, SF 49ers (Dick Nolan)
- 1973:** Def. Coordinator, Oregon State (Dee Andros)
- 1971-72:** Special Teams, LA Rams (Tommy Prothro)
- 1970:** Linebackers, UCLA (Tommy Prothro)
- 1965-69:** Defensive Line, Oregon State (Dee Andros)



## George Sefcik

### Offensive Coordinator/Running Backs

George is eagerly anticipating the return of Pro Bow I runner Jamal Anderson and an improved running game in 2000. Through Sefcik's guidance, Anderson set new team marks for rushing yards in a season (1,846-9th best ever) and touchdowns (16), while eclipsing the NFL record for most carries in a season (410) in 1998. The Falcons offense led the NFL in time of possession (33:10) and established

new team records in most points scored in a season (442) and most touchdowns (53). George will begin his 28th season in the league's coaching ranks this year. In New York all-time rusher Rodney Hampton produced three of his five career 1,000-yard seasons with Sefcik's direction. The Giants rushing game was tops in the NFL in 1993 with 138.1 yards per game. With his influence, the Cincinnati Bengals advanced to Super Bowl XVI behind 1,000-yard rusher Pete Johnson. His running back corps in 1975 gained more yardage and scored more touchdowns than any unit in team history. George was born on December 27, 1939 in Cleveland, Ohio. He was a three-year letterman as a two-way halfback for Notre Dame from 1959-61, taking handoffs from Daryle Lamonica. Sefcik began his coaching career by spending six years at Notre Dame under the legendary Ara Parseghian and was on the staff at Kentucky for four seasons before coming to the NFL. Sefcik and his wife, Lorie, have three children.

**Coaching Background**

- 1997-99:** Offensive Coordinator/RB's, Atlanta Falcons
- 1993-96:** Running Backs, NY Giants (Dan Reeves)
- 1991-92:** Wide Receivers, NY Giants (Ray Handley)
- 1989-90:** Running Backs, Cleveland (Bud Carson)
- 1988:** Offensive Coordinator, Kansas City (Frank Gansz)
- 1984-87:** Running Backs, QB, Green Bay Packers (Forrest Gregg)
- 1978-83:** Running Backs, Cincinnati (Homer Rice/Forrest Gregg)
- 1975-77:** RB's, Cleveland Browns (Forrest Gregg/Sam Rutigliano)
- 1973-74:** Offensive Coach, Baltimore Colts (Howard Schnellenberger)



**Marvin Bass**

**Assistant To Head Coach/Pro Personnel**

The Falcons will benefit from the 40-plus years of football experience that Bass brings to the organization. For the fourth season, Marvin will assist both the coaching staff and the pro personnel department in a variety of duties. This former head coach at South Carolina served in the capacity of a special assistant with the Denver Broncos for 10 seasons. Bass' other role with the Broncos was as an offensive line coach in 1984. One of his other pro coaching assignments came as the defensive coordinator with the Calgary Stampeders of the CFL from 1978-81. A native of Norfolk, VA he was the Head Coach of the Birmingham franchise of the World Football League and was a member of the Buffalo Bills' coaching staff from 1969-71 and 1975-77. His extensive football career has included coaching at the collegiate level at North Carolina, Georgia Tech, Richmond, and William&Mary. He was an All-American for the Tribe of William & Mary during his playing career in 1944. He was honored by South Carolina when they named their weight room after him in the fall of 1999.



**Don Blackmon**

**Linebackers**

Don's linebackers helped the defense set the club record in rushing yards allowed for both a season (1,203) and game (18 vs. New England) in 1998. Blackmon played a part in Jessie Tuggle making his second straight appearance in the Pro Bowl under his tutelage that season. Blackmon was a stalwart linebacker for seven years with the New England Patriots from 1981-87. He started to coach the position in 1988 under Hall of Famer Raymond Berry. Don moved on to the Cleveland Browns in 1991 before Dan Reeves hired him in New York in 1993. This former fourth round draft pick started 72-of-89 games played and totaled 541 tackles, 30.5 sacks, and five interceptions in his outstanding career before a neck injury forced him to retire. He was a member of the Patriots' AFC title team in 1986 which played in Super Bowl XX against Chicago. A three-time all-conference choice at Tulsa, he was named to the school's Hall of Fame. The 41 year-old Blackmon and his wife, Jacqueline, have two daughters, Candice and Tiffany, and a son, Don II.

**Coaching Background**

- 1997-99:** Linebackers, Atlanta Falcons
- 1993-96:** Linebackers, NY Giants (Dan Reeves)
- 1991:** Linebackers, Cleveland Browns (Bill Belichick)
- 1988-90:** Linebackers, N.E. Patriots (Raymond Berry, Rod Rust)
- 1981-87:** Linebacker, New England Patriots



## **Greg Brown**

### Secondary

Greg returns to the Falcons after serving in a similar capacity with the birds 1994 under June Jones. Brown last year was the secondary coach for the NFC West division rival 49ers. His experienced resume includes pro coaching stays at Tennessee from 1997-98 and San Diego from 1995-96. His NFL coaching career began in Tampa Bay in 1984 and he tutored the Buccaneers' defensive backs until 1987. Greg served on three coaching staffs in charge of the secondary at the collegiate level for national programs. He was with Wyoming (1987-88), Purdue (1989-90) and Colorado (1991-93) in between stints in the pro's. Brown's coaching career began as a graduate assistant at his alma mater, Texas-El Paso, from 1980-82. His initial pro assignment was as the defensive backs coach for the Denver Gold of the USFL from 1983-84. This native of Denver, CO, lettered twice as a defensive back at UTEP and graduated with a degree in history and physical education in 1980. He and his wife, Stacie, have a daughter, Hannah.

#### Coaching Background

- 1999:** Secondary, San Francisco 49ers (Steve Mariucci)
- 1997-98:** Secondary, Tennessee Oilers (Jeff Fisher)
- 1995-96:** Secondary, San Diego Chargers (Bobby Ross)
- 1994:** Secondary, Atlanta Falcons (June Jones)
- 1984-87:** Secondary, Tampa Bay Bucs (McKay, Bennett, Perkins)



## **Jack Burns**

### Wide Receivers

Jack makes the switch from passing game/play calling to wide receivers in 2000. His first two years in Atlanta were spent as Quarterbacks Coach and the results were impressive as Chris Chandler enjoyed career years as a two-time Pro Bowler. Chandler boasted the highest average gain per pass attempt in the 1990's with a league-leading 9.65 mark in 1998. Jack's play calling in 1998 enabled the Falcons to score the most points in franchise history (442) while also setting a new mark for touchdowns scored (53). Chandler's Pro Bowl year also included a 100.9 passer rating, fourth-best, and a new team record for consecutive TD passes thrown (26). Burns' 25 years of coaching experience has included a stint with the Redskins from 1989-91 when they captured a Super Bowl win. He moved on to offensive coordinator with the Vikings in 1992 and engineered the 4th best offense in the League. Jack has coached Pro Bowlers Cris Carter, Anthony Carter, and Roger Craig in Minnesota and the prolific receiving threesome of Art Monk, Gary Clark, and Ricky Sanders in Washington. His college coaching resume began in Florida in 1971 and extended to the campuses of Louisville, Texas, Vanderbilt, and Auburn. He broke into the pro's with the Tampa Bay Bandits under Steve Spurrier in the USFL. Born Jan. 3, 1949, he was a defensive back at Florida from 1967-70. He and his wife, Robin, have two children, Chase and McKenzie.

#### Coaching Background

- 2000:** Wide Receivers, Atlanta Falcons
- 1999:** Passing Game/Play Calling, Atlanta Falcons
- 1997-98:** Quarterbacks, Atlanta Falcons
- 1992-93:** Off. Coordinator/QB, Vikings (Dennis Green)
- 1989-91:** Offensive Assistant/WR, Redskins (Joe Gibbs)
- 1981-83:** RB/WR - Tampa Bay Bandits (Steve Spurrier)



## Rocky Colburn

### Assistant Strength and Conditioning

Rocky settles into his second season in Atlanta in 2000. Colburn made the switch to the pro's after serving as the head football coach at Bibb County High School in Centreville, Alabama for years. He replaced Tim Jorgensen who left for the Cleveland Browns. A product of Quintette, Florida, he was the strength and conditioning coach at his alma mater, Alabama, for six seasons. Colburn also coached one year at Samford. As a player, Rocky was an academic All-SEC defensive

back for the Crimson Tide under legendary coach Paul "Bear" Bryant from 1981-84 and learned his future craft from Al Miller. He and his wife, Donna, have four sons, Luke, Riley, Ted and Jake.

#### Coaching Background

**1995-98:** Head Coach, Bibb County High School  
**1981-84:** Strength & Conditioning Coach, Alabama  
 (Paul "Bear" Bryant)



## James Daniel

### Assistant Offensive Line

James moves from tight ends, where he spent his first three seasons with the Falcons, to offensive line in 2000. His coaching career began in the SEC with Auburn as he taught the offensive line for the Tigers under Pat Dye for 12 seasons. His successful time at Auburn included nine postseason Bowl games and over a dozen of his linemen were afforded All-SEC honors and four were deemed All-American's. James received his first taste of pro coaching through the NFL's

Fellowship Program in 1988 with the Saints and in 1992 with the Broncos. His early experience came at Enterprise (AL) High School from 1974-80 as 11 of his offensive linemen earned college scholarships. Daniel was a three-year starter and four-year letterwinner at Alabama State from 1970-73. Born Jan. 17, 1953, he and his wife, Myrtis, live in Suwanee.

#### Coaching Background

**1997-99:** Tight Ends, Atlanta Falcons  
**1993-96:** Tight Ends, NY Giants (Dan Reeves)  
**1981-92:** Offensive Line, Auburn (Pat Dye)



## Joe DeCamillis

### Special Teams

Joe's punt return unit had only 26 punts returned for 119 yards, which was the lowest in the NFL in 1999 and the 10th-lowest in the league since 1978. His 1998 unit surrendered only 112 punt return yards, the 7th-lowest in the NFL in a single-season since 1978. DeCamillis' kickoff return team features one of the most dangerous players in the league in Tim Dwight. In 1996 with the Giants his special teams led the NFL with 32 punts downed inside the 20-yard

line and the punt return unit was #6 in the NFL (11.4 average) with two touchdowns scored. Joe's pro experience has included four years in New York and five years in Denver where he served as defensive quality control and assistant special teams coach. Joe was an all-state quarterback and wrestler at Arvada (Co.) High School and went on to become an All-America wrestler at Wyoming. Joe, 35, and his wife, Dana, have two daughters, Caitlin and Ashley.

## ASSISTANT COACHES

### Coaching Background

- 1997-99:** Special Teams, Atlanta Falcons
- 1993-96:** Special Teams, N.Y. Giants (Reeves)
- 1988-92:** Assistant Coach, Denver Broncos (Dan Reeves)



## Thom Kaumeyer

### Defensive Quality Control

Kaumeyer is a familiar sight to the Falcon players as he served an internship at Furman University in the summer of 1999. Thom will draw on his college and pro experiences to help the Falcons defense in 2000. He led the Oregon Ducks under Head Coach Rich Brooks in tackles with 101 in 1988 from his safety position as a senior in garnering second-team All-PAC 10 consideration. He was also afforded first-team all-academic honors in his final season in Eugene and was given the Oregon Club Award for his community service to the university. Before joining the Ducks, he was a Junior College All-America in 1986 at Palomar Community College in San Diego. After his college career, Thom was a sixth round draft choice of the then Los Angeles Rams in 1989 under John Robinson. His pro stints also included time with the Seattle Seahawks and New York Giants. Kaumeyer's coaching experience has taken him back to Palomar where he has worked on both sides of the ball as offensive and defensive coordinator, wide receivers and defensive backs coach as well as special teams coordinator. The 33 year-old is a native of San Diego. He and his wife, Kayoko, reside in Suwanee.

### Coaching Background

- 2000:** Defensive Quality Control, Atlanta Falcons



## Bill Kollar

### Defensive Line

Bill will be looking to continue his line's usual consistency with the addition of some new starters in 2000. Kollar's first line of defense set the stage for the #2 rush defense in the NFL in 1998 by establishing four of the top 10 best run stopping games in team history highlighted by an all-time club-low 18 yards at New England. His charges also help surrender just six rushing touchdowns all year to tie for top honors in the league and the 1,203 rushing yards allowed in 1998 was a new team record. Bill's units were partly responsible for the club's 25 fumble recoveries and 44 total takeaways which led the NFL, and allowed 289 points, the fourth fewest in the league that season. Kollar's trademark intensity rubs off on his players as his line accounted for 43.5 of the club's new team record of 55 QB sacks in 1997. His coaching has produced a Defensive Rookie-of-the-Year and two All-Rookie selections in Atlanta. Bill speaks from experience as he was a first round pick of the Bengals in 1974 NFL draft and competed for three seasons in Cincinnati, which included an All-Rookie first year. He closed out his consistent career in Tampa Bay as he started at every position along the line from 1977-81. During his playing days, he was a member of three playoff teams, including the Bucs 1979 team which played in the NFC Championship game. Kollar's college success included an All-American selection, three Big Sky nods and an MVP of the Senior Bowl Game while at Montana State. Born Nov. 27, 1952, he and his wife, Jan, have two sons, Chad and Clint.

### Coaching Background

- 1990-99:** Defensive Line, Atlanta Falcons (Reeves/Glanville/Jones)
- 1988-89:** Defensive Line, Purdue (Fred Akers)
- 1985-87:** Defensive Line, Illinois (Mike White)
- 1984:** Asst Def. Line/Special Teams, Tampa Bay (John McKay)



## Al Miller

### Strength and Conditioning

Al embarks on 17th season in the NFL in 2000. His successful strength and conditioning program was credited for the Falcons' low number of serious injuries incurred during the Falcons' run to the Super Bowl in the 1998 season. Miller has been Dan Reeves' right hand man in the area of strength and conditioning since 1985 with the Broncos. Miller's program helped Denver advance to three Super Bowls before changing his NFL address to New York in 1993. Al served the role as the strength coach for Alabama under the legendary Paul "Bear" Bryant from 1982-84. He also worked in that same capacity at Mississippi State in 1980 and at Northeast Louisiana in 1981. He was a teammate of ex-Falcon RB Joe Profit at Northeast Louisiana. He received the ultimate compliment when he was inducted into the Hall of Fame at Northeast Louisiana in 1992 for his exploits as a wide receiver. He earned his Master's degree from Louisiana Tech in 1974. Al, 52, and his wife, Janis, have a son, Carey Brian, and a daughter, Lisa.

#### Coaching Background

1997-99: Strength and Conditioning, Atlanta Falcons  
 1993-96: Strength and Conditioning, NY Giants (Reeves)  
 1985-1992: Strength and Conditioning, Denver Broncos (Dan Reeves)  
 1982-1984: Strength Coach, Alabama (Bear Bryant and Ray Perkins)



## Jerry Rhome

### Quarterbacks

Jerry enters his 23rd season in NFL in 2000 and brings an extensive and winning resume to Atlanta as a coach and player. He and Coach Reeves were rookies together with the Dallas Cowboys in 1965. His playing career also included quarterback stints with Cleveland (1969) and Houston Oilers (1970) in addition to Dallas (1965-68). Rhome won a Super Bowl ring (XXII) with the Redskins under Hall of Fame Coach Joe Gibbs. He tutored future Hall of Famer Steve Largeant as wide receivers coach and later as offensive coordinator in his first pro assignment in Seattle. During his long coaching career he has also had a guiding influence on QB's Troy Aikman in Dallas (1989) and Steve Beuerlein in Phoenix (1990-93) as well as wide outs Cris Carter and Jake Reed in Minnesota (1994). Chris Chandler credits Rhome for his overall development through playing stints in Phoenix and Houston. Jerry set 17 NCAA passing records and finished second in Heisman Trophy balloting at Tulsa in 1964. He and his wife, Sharon, have two daughters, Shannon and Nicole.

#### Coaching Background

1997-98: Offensive Coordinator, St. Louis Rams (Dick Vermeil)  
 1995-96: Offensive Coordinator, Houston Oilers (Jeff Fisher)  
 1994: Wide Receivers, Minnesota Vikings (Dennis Green)  
 1990-93: Offensive Coordinator, Phoenix Cardinals (Joe Bugel)  
 1989: Quarterbacks, Dallas Cowboys (Jimmy Johnson)  
 1988: Offensive Coordinator, S.D. Chargers (Al Saunders)  
 1983-87: Quarterbacks, Washington Redskins (Joe Gibbs)  
 1978-82: Offensive Coordinator, Seattle Seahawks (Chuck Knox)  
 1976-77: WR's/QB's, Seattle Seahawks (Chuck Knox)



## Art Shell

### Offensive Line

Art's offensive line in 1998 allowed Jamal Anderson to collect the ninth-best rushing season in NFL history with 1,846 yards, while scoring a new franchise record 16 touchdowns. His charges up front also protected Chris Chandler so he could lead the NFL with the highest gain per pass play in the 1990's with a 9.65 mark. Shell will try to mold a new line into producing similar results in 2000. The Falcons managed to lead the league in time of possession (33:10)

while breaking the team record for most points scored in a season (442) and the most touchdowns (53) through the help of Shell's line in 1998. From 1995-96, Shell tutored the line for Kansas City who led the NFL in rushing one season (in 1995) and were fourth in that department in 1996. Art's line surrendered just 21 sacks in 1995, the third lowest total in the League and the second lowest mark in KC's history. The head coach of the Raiders from 1989-94, Shell boasted 54-38 record. His team captured an AFC West title with a 12-4 mark in 1990 and marched into the second round of the playoffs in 1993 after a 10-6 record. Art won a Super Bowl ring as a Raiders assistant in 1983 on the offensive line in his first stint on the sidelines. He was also a member of two Super Bowl Champions during his playing days with the Raiders. He reached the pinnacle by being inducted into the Pro Football Hall of Fame for his stellar 15-year 207 game career on Aug. 5, 1989. He was selected for eight Pro Bowls and missed just six regular season games in his career. Shell, born Nov. 26, 1946, attended Bond-Wilson H.S. in Charleston before attending Maryland State College. He earned All-America honors in 1966 and 1967 while playing both offensive and defensive line at Maryland State. Art and his wife, Janice, have two sons, Arthur III and Christopher.

#### Coaching Background

- 1997-99:** Offensive Line, Atlanta Falcons
- 1995-96:** Offensive Line, Kansas City (Marty Schottenheimer)
- 1989-94:** Head Coach, Raiders
- 1983-88:** Offensive Line, Raiders (Tom Flores/Mike Shanahan)



## Rennie Simmons

### Tight Ends

Rennie will direct the Falcons' tight ends after spending the first three seasons in Atlanta with the wide receivers. He helped Terance Mathis set a single-season high for a Dan Reeves-coached team with 81 receptions in 1999 on the way to another 1,000 yard season. Rennie came to Atlanta after working as the offensive line coach for the Houston Oilers for one season. Two of his linemen, Bruce Matthews and Mark Stepnoski, were voted to the Pro Bowl under his tutelage. While with the Redskins, he was a part of a prolific offense which set records and advanced to the Super Bowl on four occasions while coming away with three World Championships. With the "Hogs" line in Washington, he coached All-Pro's Joe Jacoby and Mark May as they led the NFL in fewest sacks allowed with nine in '91. Rennie's receivers also included the likes of Art Monk, Gary Clark, and Ricky Sanders. Simmons was a center at San Diego State under Coach Don Coryell and was a teammate of Joe Gibbs. Warren 'Rennie' grew up in Santa Fe, CA and attended Santa Fe H.S. with Gibbs. Rennie, 58, and his wife, Carol, have two children, Rod and Karen.

#### Coaching Background

- 2000:** Tight Ends, Atlanta Falcons
- 1997-99:** Wide Receivers, Atlanta Falcons (Dan Reeves)
- 1996:** Offensive Line, Houston (Jeff Fisher)
- 1994:** Tight Ends, Rams (Chuck Knox)
- 1992-93:** Receivers, Washington (Joe Gibbs)
- 1990-91:** Offensive Line, Washington (Gibbs)
- 1981-89:** Tight Ends, Washington (Gibbs)



## Ed West

### Offensive Quality Control

Ed returns for his third year with the Falcons coaching staff after a solid 14 year playing career. West caught 237 passes for 2,665 yards with 27 touchdowns as a tight end with Green Bay, Philadelphia and Atlanta. He played 11 seasons in a Packers uniform with 104 starts and ranked second in team history with 202 catches. His most productive pass catching seasons came in 1993 and 1994 with 25 and 31, respectively, but he also made an impact in the running game over the years with his outstanding blocks. Ed was a three-year starter for the Auburn Tigers and hauled in 42 passes for 553 yards in college. As a senior, he was the team's leading receiver as the 11-1 Tigers captured an SEC crown and a berth in the Sugar Bowl. West will work with the offensive coaching staff and continue to be a strong influence on TE's O.J. Santiago and Reggie Kelly and in the Falcons' locker room. Ed, 39, and his wife, Kecia, have two daughters, Jennifer and Whitley and a son, Edward Lee IV.

### Coaching Background

1998-99: Offensive Quality Control, Atlanta Falcons

## Football Systems



## Brian Xanders

### Director of Football Systems

On April 12, 2000, Brian was promoted to a new position as an information systems liaison between coaching, player personnel and football operations. With the coaching staff, he will manage the game analysis databases and assist in opponent break-downs, self-scout evaluation and generate league tendencies for offense, defense and special teams. In addition, Xanders will develop and administer the database systems for the college and pro scouting departments.

He also has been the key player in developing and maintaining the franchise's official website - atlantafalcons.com. For three seasons Brian served as the club's Defensive Quality Control coach prior to being moved to his current post. His background also includes working in the information systems department for the organization. Brian played for Bobby Bowden at Florida State and was a member of four Bowl winning teams, compiling a 42-7 record during his career. He earned All-ACC academic honors at FSU and graduated in the top 10% of his class while gaining a Masters degree in Business Administration. The 29 year-old in his sixth season with the Falcons also owns a bachelor's degree in Management and Marketing. He and his wife, Amy, live in Suwanee.



## All-Time Assistant Coaches Roster

April, Bobby ..... 1991-93  
 Armstrong, Keith ..... 1994-96  
 Barnes, Billy Ray ..... 1971-74  
**Bass, Marvin ..... 1997-00**  
 Bates, Jim ..... 1994  
 Beightol, Larry ..... 1985-86  
**Blackmon, Don ..... 1997-00**  
 Brasher, Tommy ..... 1986-89  
**Brooks, Rich ..... 1997-00**  
**Brown, Greg ..... 1994, 2000**  
 Bruney, Fred .... 1969-76, 1986-89  
**Burns, Jack ..... 1997-00**  
 Campbell, Marion ..... 1969-74  
 Campbell, Scott ..... 1987-89  
 Carpenter, Lew ..... 1967-68  
 Carr, Jimmy ..... 1990-93  
 Champion, Jim ..... 1977-79  
 Christiansen, Jack ..... 1983  
 Clausen, Chuck ..... 1986-89  
**Colburn, Rocky ..... 1999-2000**  
 Crutchfield, Bill ..... 1967  
 Crosby, Steve ... 1983-84, 1986-89  
**Daniel, James ..... 1997-00**  
 Davis, Mouse ..... 1994-96  
 DeBerg, Steve ..... 1999  
**DeCamillis, Joe ..... 1997-00**  
 Dickson, George ..... 1966  
 Dostal, George ..... 1983-86  
 Dowhower, Rod ..... 1987-89  
 Ecklund, Brad ..... 1966-67  
 Elliott, Sam ..... 1983-86  
 Fazio, Foge ..... 1588-89  
 Fears, Tom ..... 1966  
 Fritsch, Ted ..... 1983-86  
 Fry, Bob ..... 1967-68, 1983-84  
 Gansz, Frank ..... 1994-96  
 Gilmer, Harry ..... 1970-74  
 Glanville, Jerry ..... 1977-82  
 Griffin, Bob ..... 1969-74  
 Groh, Al ..... 1987  
 Haering, Joe ..... 1994-96  
 Hanifan, Jim ..... 1987-89  
     (head coach 4 games)  
 Harrison, Bob ..... 1983-86  
 Herring, Hal ..... 1966-68  
 Humphrey, Claude ..... 1987-89  
 Jackson, Bobby ..... 1983-86  
 Jackson, Milt ..... 1994-96

Jones, June ..... 1991-93  
 Jorgensen, Tim ..... 1987-98  
 Jobko, Bill ..... 1968  
**Kaumeyer, Thom ..... 2000**  
 Khayat, Ed ..... 1975-76  
**Kollar, Bill ..... 1990-00**  
 Lavan, Al ..... 1975-76  
 Lewis, Will ..... 1995-96  
 Madden, Joe ..... 1985-86  
 Mangurian, Pete ..... 1997  
 Marcum, Tim ..... 1994  
 Marshall, John ..... 1983-85  
 Matuszak, Marv ..... 1974-76  
 McDonnell, Mike ..... 1978-82  
 McDuffie, Wayne ..... 1982, 1990  
 Meeke, Ron ..... 1997-99  
**Miller, Al ..... 1997-00**  
 Nelson, Bill ..... 1975-76  
 North, John ..... 1977-82  
 Orr, Jimmy ..... 1975-76  
 Palcic, Bob ..... 1994-96  
 Phillips, Jim (Red) ..... 1968  
 Plumb, Ted ..... 1977-79  
 Puetz, Garry ..... 1983-85  
 Putnam, Duane ..... 1969-74  
 Rauch, John ..... 1975  
 Raye, Jimmy ... 1980-82, 1987-89  
**Rhyme, Jerry ..... 2000**  
 Richardson, Harold ..... 1997  
 Robinson, Jimmy ..... 1990-93  
 Rossley, Tom ..... 1990  
 Rowen, Keith ..... 1990-93  
 Rust, Rod ..... 1995-97  
**Sefcik, George ..... 1997-00**  
 Sekanovich, Dan ..... 1983-85  
**Shell, Art ..... 1997-00**  
 Sherman, Ray ..... 1990  
 Shively, Doug .. 1977-82, 1990-93  
**Simmons, Rennie ..... 1997-00**  
 Stanley, Jim ..... 1980-82  
 Stanton, Jack ..... 1984-85  
 Symank, John ..... 1966-68  
 Walsh, Bill ..... 1975-82  
**West, Ed ..... 1998-00**  
 Wilson, Ollie ..... 1991-95  
 Wood, Dick ..... 1978-82  
 Xanders, Brian ..... 1997-99  
 Yowarsky, Walt ..... 1969-70





### **Business/Sports Background**

**T**aylor is looking for the Falcons to rebound from last year and return to the playoffs in 2000. Smith's memory of the Falcons' first-ever NFC Championship in 1998, their first Super Bowl trip in franchise history and first NFC Western Division title since 1980 are still fresh in his mind as he directs the club into the 21st century.

The 47-year old Smith has been President since 1990 and has seen the inner workings of the organization and professional football since he was a 13-year old at the Falcons first training camp in 1966. He began working for the club over 20 years ago, moving from department to department, learning all the facets of a football organization. In 1986, Taylor was moved into a Vice-President role at the age of 33.

Smith has been doing more with the NFL matters over the years as well. Currently, he's on the owners board to oversee the workings of the NFL's marketing arm at NFL Properties. He's also on the NFL's Pete Rozelle retirement committee.

### **Community**

Smith's love for his hometown Atlanta community and his father Rankin M. Smith were evident when he pulled an upset and landed a second Super Bowl (XXXIV) for Atlanta in 2000 after bringing the first one here in 1994. Taylor was proud to play host to his fellow NFL owners and reveled in the windfall of a \$200 million economic impact that fell on the city of Atlanta and the state of Georgia. He played a role in lending support for Atlanta's first Super Bowl (XXVIII) cause which brought an economic impact of \$166 million to the area.

Taylor's influence has also been realized by being on the Board of Directors for the Peach Bowl, Board of Directors for the Schenck School, the '96 Paralympic Games, the Visitors Board of Emory University, the downtown Atlanta Rotary Club, the board of St. Ives Country Club, Eagle Ranch, and North Fulton Young Life. He also proudly helps to administer charitable funds through the Atlanta Falcons Youth Foundation, founded in 1985 by his father. Smith is also proud to provide Falcons fans with one of the NFL's best playing facilities in the Georgia Dome, which opened its doors in 1992.

### **Education**

A University of Georgia graduate with a Bachelor of Arts degree in Business Administration (1975), he was a member of the Sigma Alpha Epsilon fraternity. At Lovett High School, he was awarded three letters in football, track and soccer. Taylor was a member of the school's state championship team as he split time as a wide receiver and defensive back.

### **Personal**

Taylor W. Smith was born on May 3, 1953 in Atlanta. He is the fourth child out of a family of five. He has three children: Ryan at UGA (21), Sarah Brooks (18) and Rebecca (15). Taylor loves to play and watch the sport of golf. He is a frequent visitor to the Masters and Bell South Classic. A runner in his spare time, he has taken on the hills of the July 4th Peachtree Road Race in the past.



**HAROLD  
RICHARDSON**  
**General Manager**

### **Sports Background**

**H**arold settles into his third seasons as the club's General Manager. Richardson was named the Falcons' General Manager on January 15, 1998. He oversees the day-to-day operations of all club administration with special concentration on finances and the salary cap.

Richardson came to the Falcons in February of 1997 as the assistant head coach/football operations from the Denver Broncos. He coordinated the Broncos salary cap structure which yielded the blueprint for the eventual Super Bowl champions.

With his financial degree from SMU and a football playing background that included an SWC title as a tight end, Richardson has balanced the two fields well over the past three decades.

The 6-4 Richardson also has a tall resume that includes 12 years of college coaching (Colorado State, North Texas State, TCU, Oklahoma State and SMU), nine years of professional coaching (New Orleans, Denver) and six years in personnel and cap management.

From his first coaching staff assignment for Hayden Fry, through the days with Bum Phillips, Dan Reeves and Mike Shanahan, Richardson gained a knowledge of doing the little things that can turn into big successes.

Richardson was the Special Teams coach in New Orleans under Phillips when the Saints selected future Hall of Famer Morten Andersen and the pair has been reunited in Atlanta.

Harold's first year with Dan Reeves in 1989 saw Denver win the AFC Title and compete in Super Bowl XXIV. He coached kicker David Treadwell and punter Mike Horan for Reeves. Then, as Tight Ends coach, he helped develop a seventh round draft choice and wide receiver into a Pro Bowl tight end in Shannon Sharpe.

### **Personal**

Born (9-27-44) and raised in the Houston, Texas, area, Richardson moved over to Dallas to play two sports at Southern Methodist University. The Mustangs football team included QB Mike Livingston (13-year NFL career with KC-Minn) and WR Jerry Levias (6-year NFL career with Houston-S.D.). The 1966 squad won the SWC title with an 8-3 mark, including a six-game sweep of every Texas major college (Texas, Texas Tech, Texas A&M, TCU, Rice and Baylor), but lost in the Cotton Bowl to Georgia. The Mustangs baseball team also included Livingston and Richardson and produced strong 32-6 and 27-7 records.

Richardson and his wife, Ramona, have a son, Blake Lee, 14, and reside in Alpharetta, GA. Harold is also a golf enthusiast, playing and scoring with a low handicap, or watching the professionals compete.



## 2000 ATLANTA FALCONS TRANSACTIONS

January 13 Signed G Alex Bernstein  
January 13 Signed S Kerry Cooks  
January 13 Signed DE Emil Ekiyor  
January 13 Signed WR Brian Finneran  
January 13 Signed G Adam Hernandez  
January 13 Signed T Ozell Powell  
January 13 Signed DE Sam Simmons  
January 13 Signed LB Brian Smith  
January 27 Re-signed DT Shane Dronett

---

February 3 Signed TE Brian Saxton  
February 12 Signed CB Ashley Ambrose as an unrestricted free agent from New Orleans  
February 12 Signed CB Reginald Doster  
February 12 Signed WR Shawn Jefferson as an unrestricted free agent from New England  
February 12 Signed PK Clay Rush  
February 14 Claimed and were awarded LB Chris Draft  
February 14 Re-signed LB Jessie Tuggle  
February 19 Signed DE Brady Smith as an unrestricted free agent from New Orleans  
February 19 Allocated CB Derrick Gardner (Rhein), QB Tony Graziani (Barcelona), PK Clay Rush, TE Brian Saxton (Frankfurt) and LB Brian Smith (Scottish) to NFL Europe

---

March 8 Signed LB Marcus Buckley  
March 8 Re-signed RB Winslow Oliver  
March 22 Signed G Anthony Redmon as an unrestricted free agent from Carolina  
March 24 Waived PK Clay Rush

---

April 17 Signed PK Jake Ariens, DT Adriano Belli, T Ryan Johanningmeier, QB Doug Johnson, DL Doug Miller, P/TE Dallas Neil, C Matt O'Neal, TE Derek Rackley, RB Maurice Smith, CB Dwayne Stukes, WR Steve Vagedes and G Jamie Wu.  
April 20 Claimed WR Kamil Loud off waivers from Buffalo





## **JIM HAY**

### **Executive Vice President Administration**

**J**im has been a steady influence in the Falcons' front office since 1978. He was part of the team which helped plan the club's new facility in Flowery Branch, Ga. In his early career, Hay was a professional baseball player with the Atlanta Braves organization, earning a reputation as a four-time All-Star minor league player. He was even most valuable player on two different teams. A few of his teammates included future Braves such as knuckle-baller and future Hall of Famer Phil Niekro as his pitching mate and stars like Rico Carty and Tommy Aaron. His roommate was longtime Braves executive Paul Snyder. From 1965-78, Jim worked with the Stadium Authority and the Atlanta Braves, getting to know the Falcons operations as well. In 1978 he was hired by the late Falcons owner Rankin Smith to oversee the new team complex being planned for Suwanee. He also worked quietly behind the scenes to get the Falcons organization ready for operations in the Georgia Dome in 1992 and is still the contact person for stadium operations involving the team. Hay, 64, got his education through a path of perseverance. At age 37, he obtained his law degree from prestigious Emory University, while working a job and raising a family. He had gotten his economics and accounting undergraduate degree in a unique fashion. He finished the degree at Utah State while playing minor league baseball. He obviously got an education during a stint in the Navy from 1953-57 after graduation from high school. A Tennessee product of Eagleville, he was born (Nov. 1935) and raised into a family of six with one brother and four sisters. Jim and his wife, Molly, have three grown children, Mickie, Christie and Jim Jr., and reside in Suwanee. Jim's new "hobby" has been enjoying time on his motorcycles, including trips to Daytona Beach, New York and the mountains of north Georgia.



## **KEVIN ANTHONY**

### **Vice President/ Chief Financial Officer**

**K**evin was named Vice President and Chief Financial Officer in 1998. He has given the organization a decade of hard-earned service. A native of Atlanta, Anthony finished his education at Emory University with a masters degree in finance in 1991 on a journey that began with a high school degree from Lakeside High School in 1982. He also earned an economics degree from North Carolina in 1985. Kevin certainly understands football and leadership from his days as a quarterback for the Tar Heels. He's still in the football record books with the most touchdown passes in a single game with five, completions with 31, attempts with 53 and consecutive completions with 14. His 302-yard game vs. LSU is still 9th in team history, while his 281, 279 and 268-yard games are still in the top 20. Number 7 passed for 3,412 yards with 20 TD's on teams that included NFLers Ethan Horton and Harris Barton. In the winter, they lost some campus notoriety as the basketball teams of Dean Smith and Michael Jordan (1983 Player of the Year) took center stage. The 36-year old was actually born in Waco, Texas, but his family moved to Atlanta in 1971. He was an All-State of Georgia high school quarterback when he led the Lakeside Vikings team under Wayman Creel to an 11-1 record. Anthony also lettered in basketball, baseball and track while being recruited by various colleges. Kevin and his wife, Eleanor, have one daughter Eleanor (7) and one son Kevin, Jr. (5).



## **RON HILL**

### **Vice President/Football Operations**

**R**on's veteran background of 22 years in the NFL has served the Falcons well since he came to Atlanta in 1998. He was instrumental in implementing the Falcons' aggressive offseason approach this spring which yielded veteran acquisitions Ashley Ambrose, Shawn Jefferson, and Brady Smith. Hill's start in the league began in 1979 as he graded and evaluated players for Gil Brandt of the Dallas Cowboys as an area scout. Prior to making the switch to the Falcons, Ron was the Director of Pro Personnel for the Jacksonville Jaguars. Helping to construct an NFL expansion team from scratch began for Hill with the expansion draft in February of 1995, then he turned his attentions to NFL free agency. He helped lay the groundwork for the future success of the Jaguars by adding the likes of Pro Bowlers Leon Searcy, Jimmy Smith, Mark Brunell and Keenan McCardell. His input allowed the Jaguars to acquire their cornerstone at quarterback with the trade for Brunell from Green Bay. Hill and Dan Reeves formed a partnership in Dallas and the talented pair were reunited in Denver in 1983. He traveled the country in search of college talent for the Broncos and then in 1992 was named their Assistant Director of Player Personnel. With Denver, they won three AFC titles and played in three Super Bowls. Hill first enrolled at Mississippi State University in 1971 as a linebacker. He transferred to Itawamba Junior College and then returned to Mississippi State to earn his degree in education in 1975. Ron took a job as a high school coach in Elaine, Arkansas, for one year then became a coaching assistant at Mississippi State and finished his work on his masters degree in administration and education in 1978. Ron was born Sept. 23, 1953 in Okolona, Mississippi. He and his wife, Tina, have two sons, Austin (10) and Ryan (8).



## **ROB JACKSON**

### **Vice President/Marketing & Sales**

**R**ob enters his eighth season with the birds and begins his seventh year as the team's Vice President and Director of Marketing and Sales. Jackson coordinates the Falcons' efforts in advertising, marketing, and promotions as well as being the game day contact with the Georgia Dome. He also oversees the team's corporate sponsorship programs and is the main contact for the club's local radio and televisions partnerships. Before joining the NFL in March of 1993 with the Falcons, Jackson served for 15 years in management with several area radio stations, including WSB (Director of Sports Sales), WGST/WPCH-FM (General Sales Manager) and WCNN/WALR-FM (President & General Manager). He built a strong relationship with the Falcons throughout his dealings with the team's flagship stations over the years. Rob's extensive 15-year background in sports marketing has seen him deal directly with the Braves, Hawks, Georgia, and Georgia Tech football and basketball, in addition to his previous relationship with the Falcons. His spare time has also revolved around football as he served a role on the Peach Bowl steering committee for over a decade and has been vice president of its corporate development committee, while also working on the Atlanta Sports Council. This native son of Atlanta graduated from the University of Georgia with a BBA degree in Management in 1970. He is a member on the Boards of The Atlanta Convention and Visitors Bureau, The Atlanta NFL/Youth Education Town Program, The Empty Stocking Fund, and the Atlanta Falcons Youth Foundation. An active father, Rob enjoys being involved with his three sons and wife when at all possible. Whether it's attending baseball, basketball, or football games for Washington & Lee basketballer Matthew (22), Westminster athlete Mark (19), or middle schooler Patrick (14), Rob makes the most of his free time with his family. Jackson is an avid golfer and also loves to ski. He and his wife, Patti, have been married for 28 years and live in Vinings in northwest Atlanta.



## **TOMMY NOBIS**

**Vice President/Corporate Development**

Tommy was heavily involved in the planning and construction of the club's new facility in Flowery Branch. This season marks the third year for Nobis in the role of Vice President of Corporate Development. He also has been involved with the selection process and overseeing the team's move to Furman University for summer training camp for the past two years. Tommy has relied on his over

30 years of NFL experience with the Falcons as a player and front office employee in his present capacity. His sports playing career was legendary. As the NFL's and the Falcons #1 overall draft pick in 1966, he made the Pro Bowl and was named Defensive Rookie of the Year. Nobis played 11 seasons with the Falcons, being named the team's outstanding player twice and making five Pro Bowl appearances. At the University of Texas, he doubled as linebacker and offensive guard, winning both the Maxwell and Outland Trophies as the best player in the nation and was a first-team All-American honoree twice. Nobis was named to the NFL's "All-1960's" team and to the Football News' All-Time All-American team. He has been inducted into both the Texas and Georgia Sports Hall of Fames. In 1981, he was voted into the National Collegiate Sports Hall of Fame. Tommy serves on the Board of Directors of the Tommy Nobis Center, which provides job training and employment services for youth and adults with disabilities. In 1997 that facility held its 20th anniversary celebration as the Marietta, GA, based facility continues to grow. His many years of involvement with the Special Olympics led him to his work with the Center. For his efforts on behalf of young people in need, Tommy has been presented the following awards: Dodge NFL Man of the Year, Vitalis Man of the Year, and the Bobby Dodd and Big Heart awards. He and his wife, Lynn, live in Atlanta and have three grown children, Tommy, III, Kevin, and Devon.



## **JERRY RHEA**

**President/Atlanta Falcons Youth Foundation**

The 2000 season is Jerry Rhea's 32nd year as an integral part of the Falcons' front office team. This will be his sixth season as president of the Atlanta Falcons Youth Foundation and special assistant to the president. Rhea's years of hard work and loyal dedication to the organization is second only to Horace Daniel. Because of his many years of distinguished service to the franchise

the "Jerry Rhea Sports Medicine Scholarship Fund" will be offered in his name through the Youth Foundation to students who pursue careers in athletic training and sports medicine. So Rhea's name will forever be linked to the Falcons and will be synonymous with excellence in his field of 25 years. Prior to his ascension to his current position, Jerry served a vital role as Head Athletic Trainer for 25 years for the Falcons from 1969 to 1994. His achievements in his field were so outstanding that he was inducted into the National Athletic Trainers Association Hall of Fame. As president of the Atlanta Falcons Youth Foundation he has various responsibilities, which include working on special projects. One of his pet projects and a personal labor of love is the coordination of the annual Dan Reeves/Whitey Zimmerman Golf Classic that raises money for scholarships for the youth of Georgia. Whitey was the Falcons' original equipment manager in 1966 through 1994 before his unfortunate passing and he and Rhea were life-long friends. An Aggie from Texas A&M, Jerry's first job in the NFL was with the legendary George Allen of the Los Angeles Rams in 1967. Jerry and Beverly Rhea have been married for 43 years and live in Dunwoody, Ga. The Rheas have one son, John, and are the proud grandparents of Collin (10) and Allison (7).


**Reed Johnson • Director of Player Personnel/College**


Reed has coordinated the last three drafts for the Falcons and Dan Reeves since 1998. He came aboard following the Redskins' 1997 draft. This personnel veteran with over 25 years of pro experience was Washington's Scouting Coordinator for three seasons. Johnson's NFL beginnings came as a scout in Dallas where he helped to construct three Super Bowl teams ('75, '77, and '79) for the Cowboys. The graduate of Colorado moved on to Denver with Reeves and was a member of another three Super Bowl teams ('86, '87, and '89). Some of his responsibilities with the Broncos were Special Teams coach, Coordinator of Pro Scouting, Coordinator of College Scouting, and Director of Player Personnel. Before heading to the NFL, Reed was an assistant coach at Tulsa, Oklahoma State, and New Mexico. His playing career included a Big 8 title as a DB for the Buffaloes. He and his wife, Peggy, live in Atlanta with Blair, 13, Woody, 10, and Trey, 7.


**Chuck Connor • Director of Player Personnel/Pro**


Chuck is an NFL veteran of 23 seasons in 2000 with the last 12 coming in Atlanta. Connor started in the league with the Miami Dolphins of Hall of Fame Coach Don Shula. His responsibilities are wide ranging and include keeping tabs on all NFL players. The chores for this product of McKees Rocks, Pa. also entail evaluating and recruiting potential free agents. Chuck spends countless hours accessing talent through daily film study to keep abreast of each team's roster. The veteran personnel man also travels around the league during the season to scout opponents and judge player performances first hand. Connor switched conferences and was signed by the Falcons after 11 years in Miami as Director of Player Personnel. His other experience came as a BLESTO scout. Chuck and his wife, Dorothy, live in Stone Mountain, Ga. and have four grown children, Chuck, Jr., Mike, Karen, and Scott.


**Mike Hagen • National Scout**


Mike begins his third season as the Falcons' National Scout, working the entire country with Reed Johnson. His previous scouting stints were with the Washington Redskins (1990-97), Denver Broncos (1987-89) and Dallas Cowboys (1981-86). Following an All-America career as a wide receiver at California-Lutheran College, Hagen signed as a free agent with Dallas. His long career in player personnel began after being released by the Cowboys. Having served in several capacities at Cowboys training camps from 1964-79, Mike has been a part of Super Bowls with Dallas (XII, XIII), Denver (XXII, XXIV), Washington (XXVI) and Atlanta (XXXIII). He and his wife, Lisa, and daughter, Tara, have made Duluth, Ga. home.


**Ken Blair • Area Scout**


Ken will handle his scouting responsibilities in Atlanta for the fourth year. His solid background includes over 20 years of scouting experience in the NFL. Blair's scouting career in the league began with the Eagles in '83 and has included stints with the Broncos ('85-92) and the Chiefs ('93-96). Before hitting the scouting trails, Blair was a college coach. His longest coaching tenure came at nearby Georgia Tech for nine seasons ('74-82) and also included stopovers at Colorado, and UCLA. Ken was an All-Big 8 LB/TE at Colorado during his playing career. He and his wife, Mary Sue, have two sons, Mike and Mitch, with daughters-in-law Poullette and Jill and have three grandchildren, Beau, Alyssa and Jake.


**Dick Corrick • Area Scout**


This will be Dick's 10th season with the Falcons in his scouting capacity. Corrick's background lists 29 years of service in the NFL, starting in 1971. His prior experience came for the Houston Oilers where he served a three-year stint as the club's Director of College Scouting. As a member of the Green Bay Packers, Dick was the Director of Pro Personnel and the Director of Player Personnel. During his playing career for Tommy

Prothro at Oregon State he excelled as a center and linebacker. Corrick moved into coaching after his playing days were over and has groomed players for the pro's at California, Arizona State, and Iowa State. This product of La Jolla, Ca. and his wife, Bonnie, reside in Little Suamico, Wi.


**Boyd Dowler • Area Scout**


Boyd has been synonymous with the NFL for over 30 years since his playing days on championship teams with the Green Bay Packers. His brilliance on the field as a wide receiver for the Pack included three NFL titles and a pair of Super Bowl championships under legendary Vince Lombardi. A member of the Packers Hall of Fame, he performed in two Pro Bowls and was selected as a first-team wide receiver on the NFL's

1960's All-Decade team. Dowler has been on the coaching staff of the Rams, Redskins, Eagles, Bengals, and Buccaneers. He came to the Falcons after being on the Panthers' scouting staff. He resides in Tampa with his wife, Patricia.


**Jeff Smith • Regional Scout**


Jeff takes the place of the retired Elbert Dubenion. Smith served the last four seasons with the Miami Dolphins. He was the national scout for the Philadelphia Eagles in 1995 and spent two years from 1993-94 as the Denver Broncos' Director of College Scouting. With the Broncos, he coordinated all phases of the college scouting operation. Jeff was a member of the Dallas Cowboys' scouting department from 1984-92.

Smith began in the NFL with the Seattle Seahawks in 1980 as a full-time scout. His playing career included two years as an offensive tackle at Washington State before transferring to Hawaii. He earned his degree in Science Education and Mathematics from WSU. Smith was born in Williamsport, Pa. but grew up in Clarkston, Wash. He and his wife, Ann Bixby, reside in the Dallas area.


**Bill Groman • Area Scout**


Bill is now a veteran of 14 seasons in the trenches for the Falcons scouting staff and 34th season overall in the NFL. This seasoned pro has left his scouting imprints in Buffalo, Cincinnati, Houston, Tampa Bay, and San Diego. Groman starred for the Houston Oilers of the AFL and still has his name in the NFL record book five times, including most yards by a rookie with 1,473. He was afforded All-Pro mention two times

and caught passes off the throws of Hall of Famer George Blanda. Bill ran the personnel office of the Houston Gamblers of the USFL as the Director from '83-84. The high-powered Gamblers' offense was directed by Jim Kelly. He and his wife, Ellie, still live in the Houston area.


**Bob Harrison • Area Scout**


Bob is in his fourth season as a Falcons scout but served in a previous coaching role in Atlanta. Harrison was the club's receivers coach from 1983-86 under Dan Henning and also coached two years with the Pittsburgh Steelers (1992-93). His other ties to the Peach State were a coaching stint with the University of Georgia (1988-91). Before coming back to the South, he was the receivers coach at Boston College from 1994-96. As a player, Harrison was an All-MAC receiver at Kent State. His coaching experience has spanned 32 years in college, the NFL and at the high school level. Bob's college time had been spent at Tennessee, North Carolina State and Iowa, among others. He resides in nearby Athens, Ga. when he's not on the road scouting for the birds.


**Les Snead • Asst. to VP Football Operations/Pro Personnel**


Les heads into his third season with the Falcons' personnel staff after assisting Ron Hill in the daily operations of the pro scouting department for the Jacksonville Jaguars from 1995-97. Snead was a tight end for Auburn from 1992-93 and was part of the Tigers' perfect 11-0 team in 1993. He played with new free agent signee Anthony Redmon. Les was an Academic All-American for coach Terry Bowden. He holds a B.S. in Psychology and two Master of Science degrees in Education and Health Information Administration and Promotion. The 29 year-old is a native of Eufaula, AL. and was a graduate assistant at Auburn after his playing days were over. Snead also was an administrative assistant of football operations at his alma mater in 1995. He and his wife, Elizabeth, live in Dacula, Ga. and are expecting their first child in December.


**Mark Olson • Pro Personnel Assistant**


Mark has been working in the Falcons personnel and public relations departments for two seasons before being elevated to full-time status. The product of the University of Wisconsin-River Falls will help evaluate NFL, practice squad, NFL Europe, and CFL players. In addition, Olson will continue to assist in compiling the computer advance scouting reports of opponents for Falcons players and coaches. Besides working in the day-to-day operations of the personnel department he will also help to coordinate free agent workouts and assist in the preparation for the annual college draft and the free agent signing period. Mark's past experience has included stints with Redskins (summer of 1997), Vikings (summer of 1996) and Montreal of the CFL (spring of 1996-97). He received a graduate degree in Sports Administration from the University of Minnesota.


**Taylor Morton • College Scouting Assistant**


Taylor embarks on his first NFL season with the Falcons scouting department. He joins the league after coaching stopovers at Pearl Community College and Hinds Community College in Mississippi. Morton's football beginnings were as a student assistant coach at his alma mater, Southern Miss from 1991-92. He served a stint as a graduate assistant at Auburn in 1995 along with Falcon personnel man Les Snead in the school's football operations department. At Auburn, Taylor was involved in scouting and worked on the offensive side of the ball in various capacities with players such as Stephen Davis (Redskins) and Fred Beasley (49ers). He coached three 1,000-yard runners at Hinds, including Terance Williams who won the JUCO equivalent of the Heisman Trophy last year. Morton received both his Masters and B.S. degree in Sports Administration from Southern Miss. He and his wife, Carissa, have one son, Thomas. His brother, Clay, is a graduate student at nearby Georgia.

## PUBLIC AND COMMUNITY RELATIONS



### **Carol Breeding • Director of Community Relations**



Carol enters her 27th season with Falcons and her 10th year overseeing all community relations activities. She previously spent 15 years in the team's public relations department and two in marketing and sales. In her current position, Breeding coordinates the team's charity events and community outreach programs. She is a member of the Board of Directors for the Atlanta Falcons Youth Foundation an Advisory Board member for the Gwinnett Chapter of the American Red Cross, a United Way Partnership Committee member and an active member of the Atlanta Sports Council. Serving as Director of game day entertainment, Carol also oversees the Falcons cheerleader and mascot programs. A graduate of Auburn University, she has been a featured speaker at her alma mater, as well as Georgia Southern and Georgia State University. A proud grandmother of three children, she and her husband, George, reside in Roswell, Ga.



### **Billy Johnson • Coordinator of Player Programs**



Billy will continue his work with Falcon players on community appearances and on continuing education, family assistance, counseling, financial decision-making and off-season job training. Johnson was honored as a member of College Football Hall of Fame last year and it follows up an induction into the Pennsylvania Sports Hall of Fame. "White Shoes" enjoyed a record-breaking pro career from 1974-88 which culminated in Johnson being named to the NFL's 75th Anniversary All-Time team for his exploits as a punt returner. This three-time Pro Bowler was also an all-star in the community during his time in the League. He was honored as the NFL Man-of-the-Year with the Houston Oilers and Falcons because of his community endeavors. Billy and his wife, Barbara, have four children, Marcy, Kendra, Jared and Jazmyn, and live in Duluth, Ga.



### **Aaron Salkin • Director of Public Relations**



Aaron Salkin will enter his second season as Director of Public Relations for the Falcons. A 1993 graduate of Syracuse University, Salkin spent six seasons with the New York Giants before joining the Falcons. He spent five seasons as the Assistant Director of Public Relations and was promoted to Director of Media Relations prior to the start of the 1998 season. Salkin was part of the Giants 1994 staff that received the coveted Pete Rozelle Award, which is presented annually by the Pro Football Writers of America to the NFL's top PR Staff. The Giants were named a finalist for the award in 1993 and 1996. During his time with the Giants, he was chosen by the NFL to work three NFC Championship games and four Super Bowls. Before joining the Giants, Salkin spent two summers interning in the public relations department of the New England Patriots following the hiring of Syracuse head coach Dick MacPherson. Salkin is reunited with head coach Dan Reeves, who was head coach of the Giants during Salkin's first four NFL seasons. A native of Sharon, Massachusetts, Salkin worked in the Syracuse football department during his collegiate years.



### **Frank Kleha • Assistant Director of Public Relations**



In addition to his daily media relations duties, Kleha is the editor of the club's Information Guide for media and fans as well as the editor of the NFL Insider game day program. A native of Springfield, Va., he attended George Mason University and received a B.A. in Communications. Frank worked for GMU's Sports Information Office and his past PR experience also includes a stint with the Redskins. Kleha has been selected by the NFL to coordinate the NFC Championship Game in Green Bay in 1996 and San Francisco in 1997 and 1994. He's also staffed three Super Bowls for the NFL in Pasadena (XXVIII) and a pair in Atlanta (XXVIII & XXXIV) as well as being a participant in the Falcons' Super Bowl (XXXIII) season. Frank has been part of a department that has been nominated twice for the prestigious Pete Rozelle Award for outstanding service to the media. He and his wife, Wendy, welcomed a new son, Cody, into the family on April 19th.


**John Knox • *Administrative Assistant/Finance***


John will continue to be a major player in the club's financial department for the fifth season. His pro experience spans eight NFL seasons overall with the Falcons. He began in the team's marketing department before moving over to finance. Knox will oversee the coordination of team travel again this year and help with training camp at Furman University.

John received his BBA degree in Business Administration in 1992 from the University of Georgia. He received his M.B.A. in Finance from Georgia State in 1998. Knox also doubles as the treasurer of the Atlanta Falcons Youth Foundation. He and his wife, Rae, have two daughters, Mari Cole and Harriet. When he's not with his family, John enjoys golfing and is an outdoorsman. The Knox family resides in Atlanta.


**Wallace Norman • *Controller***


Wallace has been a member of the Falcons' financial team since '87. This will be his 11th season serving as the Controller. Norman became the first minority Controller in the NFL in 1990 as he continues to handle various financial responsibilities for the team. Wallace is the owner of an MBA in Political Science and Finance from the University of Georgia.

Before accepting his first pro football assignment, he worked as an associate analyst for Federal Express. A native of Atlanta and Henry Grady High School, he and his wife, Joyce, have two children, Elyse Marie (6) and Wallace E. Norman, Jr., who turns four this football season. The Norman family lives in Decatur, Ga.


**Greg Beadles • *Administrative Assistant/Finance***


Greg joined the Falcons in 1995 as an intern in the team's finance department. A certified public accountant, the 31 year-old assists in various aspects of the team's financial operations, including overseeing the annual audit, budgeting, and financial reporting. Beadles earned his Bachelor of Science degree in Accounting from LSU in 1991. He followed that up with a Masters degree in Sports Administration from

GSU in 1995. Before joining the Falcons, Greg worked two years as a Staff Accountant with Offshore Pipelines International in Houston, Texas. He and his wife, Jill, reside in Buford, Ga.





**Ron Medlin • Head Athletic Trainer**



Ron has been handling the needs of the training department for the Falcons since 1994. Prior to making the switch to the NFC, Medlin was the Assistant Athletic Trainer for the Cleveland Browns from 1989-93. His experience in his field has also extended to the collegiate level where he served as the Head Football Trainer at Memphis University for two seasons. He owns degrees from N.C. State (B.S. - Education) and Memphis (M.S. - Physical Education). Ron was a familiar face to Falcons staffers before he took over his present position because he helped out as a training camp intern for the Falcons for six seasons in the 1980's. He's a member of the NATA, GATA and PFATS. He and his wife, Candace, live in Suwanee, Ga.



**Harold King • Assistant Athletic Trainer**



Harold joined the Falcons as a full-time trainer prior to the beginning of the 1997 season. King served as Assistant Director of Physical Therapy and Sports Medicine at Rockdale (Ga.) Hospital for seven years before landing in the pro's. He wasn't a new face to the players because he had worked on game days for the Falcons for two seasons in 1995-96. He is a graduate of Jessie Tuggle's alma mater, Valdosta State, with a degree in Physical Education & Sports Medicine and also served as a student trainer for two years. He earned an Exercise Science degree from Emporia (Kansas) State. The product of Clearwater, FL. was on the training staff for the 1996 Olympics and helped out the training staff of the Rams for Super Bowl XXXIV at the Falcons facility. He and his wife, Diane, the team's nutritional consultant, have one son, Russell, and reside in Suwanee, Ga.



**Thomas Reed • Assistant Athletic Trainer**



Thomas Reed joined the Falcons on June 1, 1999 after spending three seasons as an assistant athletic trainer for Miami (Ohio) University. After graduating in 1994 from the University of Kentucky, Reed spent the 1995 season as a graduate rehabilitation coordinator for the Kentucky football team. He served as a graduate assistant athletic trainer from 1995 through 1996 at Miami (Ohio) University where he earned a Master's in Exercise Science. He began his collegiate career as a member of the University of Louisville football team from 1988 through 1989 before transferring to Kentucky. Reed interned for the Falcons in 1994, 1995 and 1998. Reed was honored with the Professional Football Athletic Trainers Society's scholarship award in 1994. Tom assisted the Rams training staff during their stay in Suwanee in preparation for Super Bowl XXXIV. He and his wife, Nicole, live in Lawrenceville.





**Tom Acheson • Video Director**



Tom took on another major task as he was responsible for implementing the teams video needs in the new facility. He made the transition from analog to digital in all of the meeting rooms and coaches offices so the birds would be one of only four teams in the NFL who are now totally digital. "Atch" has been coordinating the Falcons video department since 1979. He puts in motion the clubs weekly game plan by filming each game and practice and then editing it for players and coaches. Tom also breaks down the opponents' weekly game film for players and coaches to analyze. A Georgia native from Dallas, he was the person in charge of establishing the team's video requirements at the Suwanee facility in 1978. His past experience has also entailed working at the college level at Georgia Tech and Auburn. He and his wife, Beverly, have four grown children, Sandy, Jeff, Mark, and David.



**Mike Crews • Assistant Video Director**



Mike enters his third NFL season with the Falcons after coming aboard from nearby Georgia Tech. The native Georgian from Decatur received his management degree with a minor in marketing from Tech in 1996. Crews honed his skills with the Yellowjackets' video department as a student assistant. Upon graduation he served as the football video coordinator under Head Coach George O'Leary from 1996-98. Mike attended Brookwood High School at the same time as famous alum Jason Elam of the Denver Broncos. Mike and his wife, Jennifer, and their new son, Bailey (born on April 2nd) live in Cumming, Ga.



**Joseph Miller • Director of Information Systems**



Joseph switches conferences to the NFC after spending the last two seasons with the defending AFC Champion Tennessee Titans. Miller served as the Titans' Assistant Director of Information Systems since 1998. With the Falcons, he is responsible for server operation and maintenance, application and end user support, network administration and computer, printer and telephone maintenance. He will also handle hardware installations, system backups and equipment repairs and troubleshooting. After going through a move into a new practice facility and stadium with the Titans in 1999, Miller will help facilitate a similar move for the Falcons into their new Flowery Branch complex this year. The 34 year-old hails from the South by way of Hilton Head, South Carolina.



## TICKET OFFICE



**Jack Ragsdale • Director of Ticket Sales/Operations**



Jack is a member of the Falcons' Class of 1984 as the 2000 campaign will be his 17th season as a team employee. Ragsdale will coordinate the club's ticket operations from the Georgia Dome for the ninth season. He has a distinguished military background after a decorated career as a U.S. Army Lieutenant Colonel. During Jack's 21 years of honorable service he was awarded the Distinguished Flying Cross, Bronze Star and Purple Heart for his actions. A "Peach State" native of North Georgia College, he grew up rooting for the Falcons as a youth. He and his wife, Brenda, live in Marietta, Ga.



**Thomas Meunier • Ticket Distribution Manager**



Meunier heads into his 15th year as a vital member of the Falcons Ticket Office. This Georgia product from Tallapoosa serves a variety of needs for the birds' season ticket holders and potential single-game ticket buyers. Thomas is the club's Ticketmaster coordinator and runs the mail order service as well as the daily ticket reports, among other daily responsibilities. He is a graduate of the history department of West Georgia College in Carrollton and was an offensive lineman for Tallapoosa H.S. Meunier was a communications specialist from 1970-72 for the Army. He and his wife, Patsy, have three children, Twyla, Tricia, and Thomas II, and reside in Bremen.



**Brent Coleman • Assistant Director of Ticket Sales**



Brent Coleman enters his second season as Assistant Director of Ticket Sales and Operations for the birds. Coleman spent the 1997 season as a sales representative for the Falcons before joining the Atlanta Sports Council and Peach Bowl. During his two years at the Peach Bowl as the game's ticket manager, the bowl had its two earliest sell-outs and two largest crowds in its 31-year history. After graduating with honors from Clemson University in 1995, Coleman earned a Masters in Sports Administration from the University of Tennessee in 1997. While in graduate school, Coleman worked for the Volunteers as a football office assistant and academic support assistant. A native of Augusta, Ga., he and his wife, Michelle, have two daughters, Tatum and Sydney.



## MARKETING/SALES



**Mark Fuhrman • Director of Corporate Sales**



Mark makes the conference move from the AFC's Pittsburgh Steelers to the Falcons in 2000. Fuhrman directed the Steelers' marketing efforts for the last four seasons. Prior to his involvement with the Steelers, Mark was the Senior Manager for NFL Properties, the league's marketing arm. He was the liaison between the 30 clubs, working closely with the Falcons, and did extensive work with corporate sponsors in extending their sponsorship to the local team level. He also assisted NFL teams in developing marketing strategies which were suited to their respective markets. A University of Pittsburgh grad, Fuhrman has a marketing and promotions background that includes stints with Proctor & Gamble, Miller Sports Group and Universal Marketing Associates. He and his wife, Nancy, have twin boys, Tucker and Tyler.

## OPERATIONS



**Spencer Treadwell • Operations/Events Coordinator**



Spencer enters his fourth season as a member of the Falcons' front office. Treadwell is an Atlanta product and attended Tucker High School. Among his various duties will be assisting with the team's training camp move to Furman University for the second season. This Presbyterian College product will help coordinate the team's travel plans in 2000, including the trip to Tokyo for the American Bowl game with the Dallas Cowboys. A Business Administration degree holder, Spencer grew up with and is a good friend of former Georgia Bulldog and current #1 pick of the Oakland Raiders Tackle Matt Stinchcomb. Treadwell is a soccer enthusiast and resides in Snellville, Ga.

## ADDITIONAL SCOUTING



**Billy Campfield • Area Scout**



Billy joins the Falcons after spending three years with the NFC Western Division rival St. Louis Rams. Campfield was an 11<sup>th</sup> round draft choice by the Philadelphia Eagles in 1978 and labored six seasons in the league. He played with the Eagles from 1978-82, including being a part of the Eagles' Super Bowl XV team in 1980 and spent one season with the New York Giants in 1983. His pro experience also included one year with the Arizona Outlaws of the USFL in 1985. His football resume entails a college coaching background as a running backs coach and special teams coordinator for Northern Colorado from 1991-93. He also tutored the running backs at the University of Nevada from 1994-95 and was a tight ends/special teams coach at Sacramento State from 1989-90. Campfield lettered four years at Kansas as a second-team All-Big Eight choice in 1975. He was born on August 20, 1956 and he and his wife, Sharon, have one son, B.J.

## EQUIPMENT



### **Brian Boigner • Equipment Manager**



Brian's has been busy designing the new Flowery Branch facility and planning the move for the equipment department into the new complex. Boigner came to Atlanta after a five-year stay with the New York Giants. He is only the third Equipment Manager in Falcons team history. The 34 year-old hails from Brooklyn, Ohio and some of his duties entail taking care of the daily needs of the players and coaches at home and on every road trip. His career dossier has included being the Assistant Equipment Manager of the N.Y./N.J. Knights of the old World League in 1992. Brian attended Kent and served in the school's equipment department as a student manager before being promoted to Equipment Manager. He and his wife, Lizabeth, have one son, Bryce.



### **Horace Daniel • Senior Equipment Dir. / Game Day Coord.**



Horace boasts the longest tenure of any Falcon employee as he heads into his 34rd season of devoted service this year. Daniel was promoted to his current position in January of 1995. He has been a valuable player in the team's equipment department since 1967. During his long Falcons career, he has only been absent from the sidelines on the day of a game on just two occasions. Before coming aboard with the Falcons, Horace played a part in the construction of old Fulton County Stadium as a stadium authority worker. His NFL resume over the years has involved working two Super Bowl (XXVIII & XXXIV) in Atlanta as well as being involved in the Falcons' own Super Bowl (XXXIII). This Atlanta native and grandfather has two children, Kennon and Kim.



### **Jimmy Hay • Assistant Equipment Manger**



Jimmy has been a constant around the Falcons locker room since being a ball boy at the age of 12. He started helping out in the equipment room after school each day in 1990. His experiences have included learning the nuts and bolts of the department from legendary equipment manager Whitey Zimmerman. Hay served an internship in 1995 in the equipment room and was hired full-time in 1997. He has applied his trade in NFL Europe in 1996 as the Assistant Equipment Manager for the Frankfurt Galaxy and in 1997 as the Equipment Manager with the Amsterdam Admirals. This Georgia product just missed out on a Championship ring when the Galaxy lost in the World Bowl. Jimmy was an All-County selection as a third baseman for North Gwinnett High's baseball team and now fuels his competitive fire playing softball and golf. He lives in Sugar Hill, Ga.



### **Darren Griffith • Assistant Equipment Manager**



Darren is a welcome addition to the equipment department in 2000 after working the past two training camps with the Falcons. Griffith honed his skills in the equipment department at Kansas for three years before landing in the NFL. He garnered a Championship ring after the Frankfurt Galaxy of NFL Europe captured the World Bowl last season. He was the Galaxy's Assistant Equipment Manager in 1999 with current Falcon Whit Marshall on the roster. He received his Bachelor of Science degree in Education in 1998 from KU. A native of Yates Center, Kansas, Darren survived three cuts of tryouts as a sophomore for the nationally-ranked Jayhawk basketball team under Roy Williams. An avid outdoorsman, he guide hunts back in his hometown and also loves to spend his leisure time fishing. He and the former Tammy Ibbetson were married July 7th.



# Falcons Staff



**Gigi Andrews**  
Marketing and Sales



**Andrew Bishop**  
Team Doctor



**Connie Bonner**  
Ticket Office



**Nancy Bruno**  
Administration



**Phil Caldwell**  
Ticket Sales  
Coordinator



**Carolyn Cathey**  
Accounting



**Cindy Carter**  
Cheerleader  
Choreographer



**Janet Childree**  
Administration



**Joe Choate**  
Building Maintenance



**Jimmy Cribb**  
Team Photographer



**Randy Cronin**  
Team Doctor



**Chris Demos**  
Community Relations



**Roy Fulton**  
Administrative Asst.



**Tripp Glenn**  
Ticket Sales Assistant



**Dr. Charles Harrison**  
Team Doctor



**Jim Hewitt**  
Grounds Maintenance



**Drew Hill**  
Player Personnel Intern



**Trey Humphreys**  
Mascot Coordinator



**Brenda Johnston**  
Executive Asst.  
to Head Coach



**James Jones**  
Maintenance Aide



# Falcons Staff



**LaDonna Jones**  
College Scouting



**Jill Kraft**  
Community Relations



**Laura Mason**  
Cheerleader Director



**Kim Mauldin**  
General Manager's  
Assistant



**Brian McCarthy**  
Marketing and Sales  
Intern



**Karen Pieretti**  
Computers/President's  
Office



**LuAnn Stanaland**  
Public Relations



**Gail Warren**  
Receptionist



**Donna Wilson**  
Housekeeping



**Carol Woody**  
Ticket Office



**Doug Worthan**  
Security



**BOARD OF DIRECTORS**



**Taylor Smith**  
President



**Rankin Smith, Jr.**



**Carroll Smith**  
Walraven



**Dorothy Smith Knox**



**Karen Smith Owen**



**Tom Watson Brown**



**Jim Hay**



**W. Barrett Howell**



**John P. Inlay, Jr.**




**I.M. Sheffield, III**



**Felker W. Ward, Jr.**







**FALCONS VETERANS**

## 2000 TRAINING CAMP ROSTER

No.	Name	Pos.	Ht.	Wt.	Birth Date	Exp.	College
33	Ambrose, Ashley	CB	5' 10"	185	9 / 17 / 70	9	Mississippi Valley St.
5	Andersen, Morten	K	6' 2"	225	8 / 19 / 60	19	Michigan State
32	Anderson, Jamal	RB	5' 11"	235	9 / 30 / 72	7	Utah
9	Arians, Jake	K	5' 10"	203	1 / 26 / 78	R	Ala.-Birmingham
15	Baker, Eugene	WR	6' 0"	177	3 / 18 / 76	2	Kent
90	Belli, Adriano	DT	6' 5"	289	8 / 25 / 77	R	Houston
67	Bernstein, Alex	OG	6' 3"	325	8 / 11 / 75	2	Amherst
20	Booker, Michael	CB	6' 2"	200	4 / 27 / 75	4	Nebraska
23	Bradford, Ronnie	CB	5' 10"	198	10 / 1 / 70	8	Colorado
56	Brooking, Keith	LB	6' 2"	245	10 / 30 / 75	3	Georgia Tech
27	Brown, Omar	S	5' 10"	200	3 / 28 / 75	3	North Carolina
34	Buchanan, Ray	CB	5' 9"	186	9 / 29 / 71	8	Louisville
52	Buckley, Marcus	LB	6' 3"	240	2 / 3 / 71	8	Texas A&M
	Calloway, Chris	WR	5' 10"	182	3 / 29 / 68	11	Michigan
25	Carter, Marty	SS	6' 1"	210	12 / 17 / 69	10	Middle Tennessee St.
35	Carty, Johndale	S	6' 0"	202	8 / 27 / 77	2	Utah State
12	Chandler, Chris	QB	6' 4"	226	10 / 12 / 65	13	Washington
44	Christian, Bob	FB	5' 11"	232	11 / 14 / 68	9	Northwestern
71	Claridge, Travis	OT	6' 5"	308	3 / 23 / 78	R	USC
68	Collins, Calvin	G / C	6' 2"	310	1 / 5 / 74	4	Texas A&M
29	Cooks, Kerry	S	5' 11"	202	3 / 28 / 74	2	Iowa
94	Crockett, Henri	LB	6' 2"	238	10 / 28 / 74	4	Florida State
43	Doster, Reginald	CB	5' 9"	185	1 / 2 / 76	1	Central Florida
45	Downs, Gary	RB	6' 1"	210	6 / 6 / 72	7	N.C. State
54	Draft, Chris	LB	5' 11"	230	2 / 26 / 76	2	Stanford
75	Dronett, Shane	DT	6' 6"	300	1 / 12 / 71	9	Texas
83	Dwight, Tim	WR/KR	5' 8"	180	7 / 13 / 75	3	Iowa
79	Ekiyor, Emil	DE	6' 4"	270	12 / 25 / 73	1	Central Florida
86	Finneran, Brian	WR	6' 5"	208	1 / 31 / 76	1	Villanova
30	Gardner, Derrick	CB	6' 0"	185	3 / 10 / 77	2	California
87	German, Jammi	WR	6' 1"	192	7 / 4 / 74	3	Miami (Fla.)
7	Graziani, Tony	QB	6' 2"	215	12 / 23 / 73	4	Oregon
98	Hall, Travis	DT	6' 5"	297	8 / 3 / 72	6	BYU
64	Hallen, Bob	C / G	6' 4"	305	3 / 9 / 75	3	Kent
24	Hanspard, Byron	RB	5' 10"	200	1 / 23 / 76	4	Texas Tech
82	Harris, Ronnie	WR	5' 11"	180	6 / 4 / 70	7	Oregon
	Hernandez, Adam	OG	6' 3"	310	11 / 14 / 76	1	Yale
92	Huff, Ben	DT	6' 4"	298	2 / 21 / 75	2	Michigan
95	Jasper, Ed	DT	6' 2"	295	1 / 18 / 73	4	Texas A&M
84	Jefferson, Shawn	WR	5' 11"	180	2 / 22 / 69	10	Central Florida
73	Johanningmeier, Ryan	OT	6' 6"	304	1 / 22 / 77	R	Colorado
11	Johnson, Doug	QB	6' 2"	226	10 / 27 / 77	R	Florida
13	Kanell, Danny	QB	6' 3"	218	11 / 21 / 73	5	Florida State
51	Kelly, Jeff	LB	5' 11"	245	12 / 13 / 75	2	Kansas State
89	Kelly, Reggie	TE	6' 3"	255	2 / 22 / 77	2	Mississippi State
97	Kerney, Patrick	DE	6' 5"	272	12 / 30 / 76	2	Virginia
85	Kozlowski, Brian	TE	6' 3"	250	10 / 4 / 70	7	Connecticut
16	Loud, Kamil	WR	6' 0"	190	6 / 25 / 76	3	Cal Poly-SLO
55	Marshall, Whit	LB	6' 2"	242	1 / 6 / 73	2	Georgia
81	Mathis, Terance	WR	5' 10"	185	6 / 7 / 67	11	New Mexico
22	McBurrows, Gerald	S	5' 11"	210	10 / 7 / 73	6	Kansas
62	McClure, Todd	C	6' 1"	300	2 / 16 / 77	2	LSU

## 2000 TRAINING CAMP ROSTER

No.	Name	Pos.	Ht.	Wt.	Birth Date	Exp.	College
77	McDaniels, Pellom	D E	6' 3"	280	2 / 21 / 68	8	Oregon State
39	Midget, Anthony	C B	5' 11"	193	2 / 22 / 78	R	Virginia Tech
96	Miller, Doug	D T	6' 1"	281	10 / 12 / 75	R	Howard
49	Monroe, Rod	T E	6' 4"	245	7 / 30 / 75	2	Cincinnati
6	Neil, Dallas	P	6' 1"	215	9 / 30 / 76	R	Montana
26	Oliver, Winslow	R B	5' 7"	200	3 / 3 / 73	5	New Mexico
65	O'Neal, Matt	C	6' 3"	278	5 / 5 / 77	R	Oklahoma
28	Oxendine, Ken	R B	6' 0"	230	10 / 4 / 75	3	Virginia Tech
40	Paulk, Jeff	F B	6' 0"	240	4 / 26 / 76	2	Arizona State
19	Philyaw, Mareno	W R	6' 2"	208	12 / 19 / 77	R	Troy State
63	Pilgrim, Evan	O G	6' 4"	298	8 / 14 / 72	6	BYU
76	Portilla, Jose	T	6' 6"	315	9 / 11 / 72	3	Arizona
72	Powell, Ozell	T	6' 4"	302	11 / 17 / 73	1	Alabama
48	Rackley, Derek	T E	6' 4"	260	7 / 18 / 77	R	Minnesota
61	Redmon, Anthony	G	6' 5"	308	4 / 9 / 71	7	Auburn
14	Richardson, Wally	Q B	6' 4"	225	2 / 11 / 74	4	Penn State
74	Salaam, Ephraim	T	6' 7"	305	6 / 19 / 76	3	San Diego State
88	Santiago, O.J.	T E	6' 7"	265	4 / 4 / 74	4	Kent
48	Saxton, Brian	T E	6' 6"	265	3 / 13 / 72	3	Boston College
99	Simmons, Sam	D E	6' 6"	272	1 / 2 / 75	1	Arkansas-Pine Bluff
53	Simoneau, Mark	L B	6' 0"	233	1 / 16 / 77	R	Kansas State
91	Smith, Brady	D E	6' 5"	270	6 / 5 / 73	5	Colorado State
50	Smith, Brian	L B	6' 3"	252	2 / 25 / 78	1	Ala.-Birmingham
43	Smith, Maurice	R B	6' 0"	236	9 / 7 / 76	R	North Carolina A & T
4	Stryzinski, Dan	P	6' 2"	205	5 / 15 / 65	11	Indiana
42	Stukes, Charles	C B	5' 9"	185	1 / 24 / 77	R	Virginia
93	Swayda, Shawn	D T	6' 5"	294	9 / 4 / 74	3	Arizona State
66	Thompson, Michael	O T	6' 4"	318	2 / 11 / 77	R	Tennessee State
58	Tuggle, Jessie	L B	5' 11"	232	4 / 4 / 65	14	Valdosta State
18	Vagedes, Steve	W R	6' 2"	217	9 / 2 / 76	R	Ohio Northern
37	Vaughn, Darrick	C B	5' 11"	190	10 / 2 / 78	R	Southwest Texas
70	Whitfield, Bob	T	6' 5"	318	10 / 18 / 71	9	Stanford
21	Williams, Elijah	C B	5' 10"	180	8 / 20 / 75	3	Florida
69	Wu, Jamie	O G	6' 2"	328	9 / 18 / 77	R	Maryland

## PRONUNCIATION GUIDE

Henri Crockett – On-REE  
 Shane Dronett – Drow-NET  
 Emil Ekiyor – Eck-ee-your  
 Brian Fenneran – FIN-ur-in  
 Jammi German – Jay-me  
 Tony Graziani – GRAH-z-on-ee  
 Ryan Johannngmeier – Joe-haning-my-er  
 Danny Kanell – KA- nell  
 Patrick Kerney – KUR-nee  
 Kamil Loud – Ka-meal  
 Jeff Paulk – PAH-ik  
 Mareno Philyaw – PHIL-Yaw  
 Jose Portilla – Pour-tee-ya  
 Ephraim Salaam – E-frum  
 Mark Simoneau – Sim-in-O

Dan Stryzinski – Stra-zin-ski  
 Shawn Swayda – Sway-da  
 Steve Vagedes – VAA-ga-dis





**ASHLEY AMBROSE**  
**CORNERBACK • 5-10 • 185**  
**9th Season • Miss. Valley St**  
**Born 9-17-70 • New Orleans, LA**  
**Acq: UFA- 2000**

**Transactions:** Originally a second round (29<sup>th</sup> pick overall) draft choice by Indianapolis in 1992. Signed by Cincinnati as an unrestricted free agent from Indianapolis on February 25, 1996. Signed by New Orleans as an unrestricted free agent from Cincinnati on July 14, 1999. Signed by Atlanta as an unrestricted free agent from New Orleans on February 12, 2000.

**NFL:** Highly-regarded defender who is considered one of the top cornerbacks in the NFL...A proven veteran capable of shutting down the opponent's top receiver...Named to Pro Bowl in 1996 after leading the Bengals with eight interceptions...Totaled 24 interceptions through eight seasons...Reunited with Pro Bowler and former Colts teammate Ray Buchanan (1993-95) to form one of the league's top duos...Starter in 74 of 118 games played with added post-season experience (three games), which includes playing in the AFC Championship Game with Indianapolis in 1995.

**1999:** Started all 16 games at LCB for New Orleans...Amassed 57 tackles (seventh-highest) and finished tied for sixth in the NFL with a team-best six interceptions (for 27 return yards). The six interceptions were the second highest single-season total of his career (to the eight in '96) and was the most by a Saints cornerback since Toi Cook had six in 1992...Also led New Orleans with 16 passes defended and added a pair of fumble recoveries...Made two solo tackles, one interception return for 16 yards, and one pass defense at San Francisco (9/19) in the season opener...Had five solo tackles, tied a career high with two interceptions with returns of one yard and four yards, and also had three passes defended the following week at Chicago (10/3)...Recovered a fumble and amassed three solo tackles vs. Atlanta (10/10)...Totaled a season-high seven solo stops, one theft for six return yards and two passes defended vs. Tennessee (10/17)...Recovered a fumble and added three solo tackles vs. Tampa Bay (11/7)...Knocked down two passes and had four solo tackles at St. Louis (11/28) despite having to leave the game temporarily with a sprained right ankle...Picked off a Chris Chandler pass at his own 35-yard line to thwart a potential Falcon scoring drive at Atlanta (12/5)...Intercepted his sixth pass of the season for no return yards and made four solo stops at Baltimore (12/19)...Managed four solo tackles before being forced from game in second half with a sprained ankle vs. Dallas (12/24)...Returned to start season finale at Carolina (1/2/00) and came up with season team high with four passes defended and three total tackles.

**1998:** Started at LCB for the third straight season in Cincinnati...Ran his string of consecutive starts to 42 before a knee sprain sidelined him for one game...Started Weeks 1-10 and 12-16 at LCB...Suffered left knee sprain in Week 10 at Minnesota (11/15), and placed on inactive list for Week 11 vs. Baltimore (11/22)...Played 913 snaps (of 1037 total), second-most on defense behind LB Takeo Spikes...Had two interceptions, and ranked second on team with 15 passes defended...His 13 interceptions over the last three seasons were the Bengals' most during that span...Made a key play in victory at Detroit (9/13), with diving interception of Scott Mitchell pass at Lions 31 with 0:35 remaining, ending Lions' last chance for a win in regulation time. Also at Detroit, had two passes defended, and his four solo tackles included one for four-yard loss on Barry Sanders... Had three tackles (two solo) in victory vs. Pittsburgh (10/11), and his three passes defended included a blitz on which he batted down a Kordell Stewart pass on a third-and-seven play from the Bengals' 22-yard line in fourth quarter, forcing Steelers to settle for a field goal...Had five solo tackles vs. Denver (11/1), and forced a Broncos punt in third quarter by batting down a John Elway pass on a blitz...Had season-high seven tackles (all solo) vs. Buffalo (12/6), tying for team-high...Had six tackles (five solo) in victory at Pittsburgh (12/20), leading team in solos...Stole a Trent Dilfer pass in end zone to halt Bucs scoring threat vs. Tampa Bay (12/27).

**1997:** Only Bengals DB to start every game...His 1079 scrimmage snaps led the team by 75 over second-place James Francis...Former Colt sparked team's defensive effort in 28-13 win at Indianapolis (11/9), intercepting two Kelly Holcomb passes with two passes defended and a ten yard sack. First INT stopped Colts drive at Bengals four yard line in second quarter, and Ambrose returned 29 yards, preserving scoreless tie. Second INT stopped Colts at Bengals 16 in third quarter, and Ambrose returned 27 yards, preserving a 14-10 lead. Ten yard sack on Holcomb forced punt in first quarter...Had two takeaways in second quarter at Baltimore (9/7), recovering Earnest Byner fumble at the Bengals 42 to set up drive for game's first TD, and intercepting Vinny Testaverde pass at Bengals 45 to set up field goal...Recovered Ricky Watters' fumble at Eagles 35 at Philadelphia (11/30), setting up TD drive for 14-7 lead...Team-leading total of 26 passes defended was twice as many as second-place Corey Sawyer...Had major test vs. Dallas (12/14), matched on WR Michael Irvin for most of game, and finished with six passes defended, a team season-high for one game. Awarded special-effort game ball by coaching staff for returning to finish Dallas game after suffering fractured left thumb in third quarter...Credited with four passes defended vs. Baltimore (12/21)...Led team with eight solos at Tennessee (10/12)...Led DB's with eight solos vs. Jets (9/28), and also had two passes defended.

**1996:** Started every game and led the team in total snaps played with 1229...First Bengal since Anthony Munoz in 1990 to make Associated Press All-Pro team...Also named an AFC starter for Pro Bowl, and had Pro Bowl-record 54-yard interception return for TD against Carolina's Kerry Collins to help spark AFC's comeback victory...Named AFC Defensive Back of the Year by fellow players on NFL Players Association ballot (Mackey Award)...Had most interceptions by a Cincinnati player since David Fulcher recorded eight in 1989...Finished second on team in passes defended (20), one behind CB Jimmy Spencer...Made presence felt immediately, starring in season opener at St. Louis (9/1) with an interception, a forced fumble, four passes defended and two tackles (one solo)...At San Diego (9/8), had two interceptions and five tackles (four solo)...Stopped Steeler scoring drive at Pittsburgh (10/13) with end-zone interception just before half-time...Set up game's first TD at San Francisco (10/20) with first-quarter interception at 49ers 23-yard line...Helped key Bengals' comeback win at Baltimore (11/3) with end-zone interception in fourth quarter...Had an interception, seven solo tackles and three passes defended in victory vs. Pittsburgh (11/10)...Scored TD on 31-yard interception return at Buffalo (11/17), cutting in front of WR Quinn Early on a sideline pattern. Played 182 special teams snaps, most special teams snaps of any regular starter.

**1995:** Came on strong in late season...Intercepted two passes for 12 yards as Indianapolis shut down New England (12/23) 10-7 to clinch playoff berth...Started all three Indy playoff games, and totaled three INT, including one INT for two yards in playoff victory at Kansas City (1/7/96)...Totalled three INT in regular season, tying Eugene Daniel for team lead...First interception of season came in 21-18 victory vs. Rams (10/1). Also had forced fumble in that game...Had 13 tackles and eight passes defended in playoffs.

**1994:** Played all 16 games for first time in career...Started Weeks 1-3 at LCB and Week 8 at RCB...Tied for second on Colts with 14 passes defended for the season...Career-long INT return at Seattle (12/4) with a 42-yarder...Credited with four passes defended in 10-6 victory vs. Miami (12/18), including break-ups on Dolphins' final two plays of game from Indy two-yard line.

**1993:** Saw action in 14 games for Indianapolis, and started Weeks 4 and 6-10...Had 44 tackles and five passes defended for the season, and had career-best game in tackles with ten (nine solo) at Washington (11/7).

**1992:** Opened NFL career as a starter in victory vs. Cleveland (9/6)...Also started at Houston (9/13), but suffered fractured right ankle in that game...Returned in reserve role at San Diego (11/1), after missing five games...Finished season with eight tackles and four passes defended.

**College:** Four-year letterman at Mississippi Valley State, with 17 INT for 300 yards, 40 passes defended and 110 tackles. Had seven kick returns for TD's (four on punts, three on kickoffs), tying NCAA Division 1-AA record. His three punt returns for TD's as a senior led the nation.

**Personal:** Married (Monica). Hometown is New Orleans, where he attended Alcee Fortier HS. Lettered in track and football. Off-season residence is Houston, Texas. Hobbies include video games, golf, and traveling. Holds bachelor's degree in industrial technology from MVSU. Best friend is current teammate Ray Buchanan. Helped Buchanan record his first album as a singer ("Favor") in 1998, which is a collection of inspirational songs. Developed the "Ashley Ambrose All - A's Club" that rewards high school football players who excel academically in New Orleans. The program began at his alma mater, Alcee Fortier High. For his involvement, he was a finalist for the NFL Extra Effort Award for month of October last year. Also donated Saints tickets to those scholar-athletes through the help of area high school coaches. Participated in VH-1's Save the Music program and in the NFL United Way Hometown Huddles campaign. Full name is Ashley Avery Ambrose.

Ambrose's Career Statistics									
Year	Team	GP/GS	Tckls	Solo	Sacks	Int	FF	FR	PD
1992	Ind	10/2	8	6	0-0	0	0	0	4
1993	Ind	14/6	44	36	0-0	0	0	0	5
1994	Ind	16/4	29	23	0-0	2	0	0	14
1995	Ind	16/0	18	9	0-0	3	1	0	9
1996	Cin	16/16	57	46	0-0	8	1	0	20
1997	Cin	16/16	59	57	1-10	3	0	2	26
1998	Cin	15/15	40	36	0-0	2	0	0	15
1999	N.O.	16/16	57	51	0-0	6	0	0	16
<b>Totals:</b>		<b>119/75</b>	<b>312</b>	<b>264</b>	<b>1-10</b>	<b>24</b>	<b>2</b>	<b>2</b>	<b>109</b>

Ambrose's Postseason Statistics									
Year	Team	GP/GS	Tackles	Solos	Sacks	Int	FF	FR	PD
1995	Ind	3/3	13	8	0-0	1	0	0	8
<b>Totals</b>		<b>3/3</b>	<b>13</b>	<b>8</b>	<b>0-0</b>	<b>1</b>	<b>0</b>	<b>0</b>	<b>8</b>

Ambrose's Best Games			
Tackles	Interceptions	Long	Passes Defensed
10 @ Wash (11-7-93) 8 vs. Jets (9-28-97) 8 @ Tenn (10-12-97) 7 (3 times) last time vs. Tenn (10-17-99)	2 @ Chi (10-3-99) 2 @ Indy (11-9-97) 2 @ S.D. (9-8-96)	42t @ Sea (12-4-94) 31t @ Buff (11-17-96) 29 @ Indy (11-9-97) (2 career Int TD's)	6 vs. Dall (12-14-97) 4 @ Car (1-2-00) 4 vs. Balt (12-2-97) 4 @ St.L. (9-1-96) 4 vs. Mia (12-18-94)





## MORTEN ANDERSEN

KICKER • 6-2 • 225

19th Season • Michigan St.

Born 8-19-60 • Struer, Denmark

Acq: UFA - N.O. (7-21-95)

**Transactions:** Originally a fourth round (86th pick overall) draft choice by New Orleans in 1982. Waived by the Saints on July 20, 1995. Signed by Atlanta on July 21, 1995.

**NFL:** Extended his NFL record streak for most consecutive games scored in to 253 and set a new Falcon record with 80 in-a-row, dating back to his first game as a Falcon in 1995 (old mark was Mick Luckhurst at 68)...Stands one field goal away from tying Mick Luckhurst's club record for career field goals at 115...His 522 career points as a Falcon are just 46 shy of another Luckhurst record...Future Hall of Famer stands second all-time in NFL history in career field goals with 416, third in career points with 1,840 and tied for fifth in career games played with 276...Holds seven NFL records for: most consecutive games scored in at 253 and counting, most 50-yard field goals with 35, most 50-yard FG's in a season with 8, most 50-yard FG's in a game with 3, most 100-point seasons with 12, most game-winning kicks with 26 and most Pro Bowl appearances by a kicker with 7...Second in league annals in 20-field goal seasons with 15...Third-best ever with a career long field goal of 60-yards (in 1991)...Entering his sixth season with the Falcons, he's ranked second in club history in career points with 512, career field goals with 114, and second in PAT's made with 180...Holds eight Falcon team records for: most points in a season (122), most field goals in a season (31), most 50-yard FG's in a career (11), season (8), and game (3), most PAT's attempted in a season (52), longest field goal (59 yards), and most consecutive games scored in (80 and counting)...Tied one other team mark for most PAT's made in a season (51)...Left the Saints as the club's all-time leader in career points with 1,318, field goals with 302 and consecutive games scored in with 174...Andersen's strong, booming kickoffs have accounted for 467 touchbacks during his career.

**1999:** Booted 15 of 21 field goals and connected on all 34 extra points for 79 points overall, the lowest point total since his strike shortened rookie season in 1982...Missed wide right on a 35-yard field goal in second quarter and missed wide left on a 39-yard attempt with 3:38 remaining, which would have tied the game at 17-17, vs. Minnesota (9/12) in an eventual 17-14 loss in season opener. Managed two extra points in second half to continue NFL record consecutive scoring streak...Hit two (41, 35) of three field goals and one extra point for seven points vs. Baltimore (10/3) but missed a 33-yarder wide left on opening drive of game as team dropped a 19-13 overtime decision...Rebounded the following week at New Orleans (10/10) as he connected on two clutch fourth quarter field goals of 36 and 44 yards and knocked through a pair of PAT's to help Atlanta secure its first victory of the season 20-17. Added to his ongoing NFL record with his 26th career game-deciding field goal with his 44-yarder with just over eight minutes left for the winning points in New Orleans victory. Named overall MVP by coaches for his efforts...Hit two field goals of 39 and 24 yards and three extra points vs. Carolina (10/31)...Amassed a season-high 13 points on 41, 28 and 24 yard field goals plus four extra points to garner special teams MVP honors by coaches vs. Arizona (12/27)...Ended season on high note by connecting on a season-long 49-yard field goal in second quarter and a 38-yarder in the fourth quarter (a 50-yarder was blocked) as well as making good on four PAT's for 10 points vs. San Francisco (1/3).

**1998:** Finished eighth in the NFL in scoring with 120 points, the second-most points ever in a Falcon season (to his team record 122 in '95)...Booted 23 of 28 field goals for a .821% accuracy rate and 51 of 52 PAT's...Connected on "The Kick" to win the NFC Championship and earn first-ever trip to the Super Bowl for the Falcons with his game-winning 38-yarder in overtime (with 3:11 left)...Finished the day by kicking three field goals of 27, 14 and 38 yards and had 3 PAT'S for 12 points at Minnesota (1/17)...In the playoffs, went 7-8 on field goals and 6-6 on extra points for 27 points scored in postseason...Knotched his first eight field goal attempts of the season to run his streak to 14 in-a-row before missing wide right

on a 45-yard attempt vs. New Orleans (10/18)...In season opener, hit a 43-yard FG to give the Falcons a 19-14 lead in the fourth quarter at Carolina (9/6) to force Panthers to have to score a touchdown to win which resulted in a Falcon victory...Knocked three field goals through the uprights of 23, 25 and 28 yards and made good on all six extra points for a season-best 15 points in the rematch vs. Carolina (10/4)...Named NFC Special Teams Player of the Week (for seventh time in career) at Giants (10/11) for 2-2 on field goals (26, 32) and 4-4 on PAT's for 10 points...Moved past Jan Stenerud for 4th place all-time in points scored by going 3-4 on field goals and 4-4 on PAT's to total 13 points at St. Louis (11/1)...Added to his ongoing NFL record with his 35th career 50-yard field goal vs. Chicago (11/22)...Streak of 77 field goals in-a-row from 29 yards and in (which began in '89) was halted with a blocked 29-yard attempt vs. St. Louis (11/29)...Vs. Indianapolis (12/6) had a season-best 4 touchbacks on kickoffs and closed out the season vs. Miami (12/27) with 3 touchbacks.

**1997:** Hit 23 of 27 field goals for a 85.5% accuracy rate which was seventh-best in the NFL and second-best in team history...Made good on all 35 PAT's to top 90 points for the 15th consecutive season...Tied an NFL record (with Nick Lowery) by amassing 100 points for the 11th straight season with four field goals (25, 31, 20, 26) and two PAT's at Arizona (12/21) in the season finale...Boomed 37 of 42 kickoffs to the goalline as the kickoff coverage units were the second-best in the NFL with an average starting point of 23.4...Became the fifth player in NFL history to score 1,600 points with two field goals (27, 44) and three extra points at St. Louis (11/16)...Tied for the longest field goal of the year with a 55-yarder at New Orleans (10/12)...Continued consecutive scoring streak to 222 games...Named special teams player of the game by coaches at New Orleans (10/12) with three field goals (25, 32, 55) and for landing all five kickoffs into the endzone (4 touchbacks)...Kicked two field goals (21, 33) vs. Philadelphia (12/14) to move ahead of Hall of Famer Jan Stenerud into third place for field goals made in a career...Hit two game winners vs. St. Louis (11/2) from 27-yards with :02 left and Philadelphia (12/14) from 33-yards as time expired.

**1996:** Booted 22 out of 29 field goals and hit 31-31 PAT's for 97 points...Led all kickers with 42 kickoffs to the end zone...Connected on a 33-yard field goal at Cincinnati (11/24) for his 350th career three-pointer to become only the third player in NFL history to hit that mark...At Dallas (10/20), he hit five field goals (23, 54, 32, 28, 37) and a PAT for a season-best 16 points.

**1995:** Established NFL records for most consecutive games scored in at 190, most field goals of 50 or more yards in a game with 3 vs. New Orleans (12/10), and most field goals of 50 or more yards in a season with eight...Set team records for most points in a season with 122, most field goals in a season with 31, longest field goal with a 59-yarder vs. S.F. (12/24), and most 50 yard field goals in a game (3) and season (8)...Hit 8 of 9 field goals of 50 yards or longer on the season...Led the NFL with 27 touchbacks, finished second with his 31 field goals, and ranked sixth in the league with his 122 points...Selected to the Pro Bowl for a record seventh time...Kicked three game winners: vs. Carolina (9/4) with a 35-yarder in overtime, at New Orleans (9/17) with a 21-yarder in OT, and at Tampa Bay (10/22) with a 30-yarder in the 4th quarter...Booted 18 field goals in-a-row to start the season before the streak was snapped vs. Detroit (11/5)...Made good on five field goals vs. New England (10/1) of 34, 54, 31, 32, and 33 yards and four at New Orleans (9/17) of 19, 33, 46, and 21 yards...In the season finale vs. San Francisco (12/24), he hit three field goals from 52, 28 and 52 yards to help the Falcons advance to the playoffs (with a one point win).

**1994:** Finished second in the NFC with a team-high 116 points...Converted 28 of 39 field goals and all 32 PAT's...Knocked in two game-winners, including a 39-yarder with eight seconds left to defeat Atlanta 33-32 (11/13)...In the rematch at Atlanta (12/11), he tied a club record (that he set four times) with five field goals in a 29-20 victory to earn NFC Special Teams Player of the Week honors...Booted 12 of his last 15 field goals through the uprights on the year and 19 of his final 23.

**1993:** Ended up fourth in the NFC with 117 points...Connected on 28 of 35 field goals and all 33 PAT's...Hit his first five field goals to extend his consecutive field goal streak to 25 (which at the time was an NFL record)...Tied a career-high he initially set in '92 with four game-winning field goals: at Atlanta (9/12) from 44-yards, vs. San Francisco (9/26) from 49-yards, at Arizona (10/31) from 38-yards and at Minnesota (11/28) from 24-yards...Named NFC Special Teams Player of the Week in the 49ers game when he connected on three field goals, including the game-winner with five seconds left....Nailed a season-long 56-yarder at Philly (12/26) en route to a 4-4 day.

**1992:** Earned a Saints club record sixth Pro Bowl trip with an NFC-best 85.3% field goal accuracy rate by converting 29 of 34 field goals...His 120 points was tied with Washington's Chip Lohmiller for tops in the NFC...Knocked through four game-winners...Tied his own club record with five field goals against Atlanta (12/3), including a 37-yarder with 1:56 to play to put the Saints on top...Was a perfect 3-3 on field goals of 59 or more yards and 40 of his 81 kickoffs went for touchbacks.

**1991:** Hit 25 of 32 field goals and finished third in the NFC with 113 points...Boomed a 60-yard field goal at the end of the first half vs. Chicago (10/27) to tie Steve Cox of Cleveland (10/21/84) for the second-longest field goal in NFL history to date.

**1990:** Voted to his fifth Pro Bowl for connecting on 21 of 27 field goals, second-best in the NFC...Had the best percentage in the league with 45.9% of his kickoffs (30-66) going for touchbacks...Tied a career-best with three field goals of 50 yards or more and had a pair of game-winners...His 24-yarder with two seconds left in the season finale vs. the Rams (12/31) sent the Saints into the playoffs...A 40-yarder with 4:43 remaining at San Francisco (12/23) a week earlier provided the winning margin and kept playoff hopes alive with 13-10 win.

**1989:** Accounted for more than 100 points for the fifth straight season...Booted a pair of field goals on seven occasions...Missed an extra point at the Rams (10/22) to snap a string of 45 straight...Named NFL Alumni Kicker of the Year.

**1988:** Made fourth consecutive Pro Bowl appearance after leading the Saints in scoring with 110 points...Hit on 26 of his 36 field goal attempts...Notched two game-winners vs. Dallas (10/3) from 49-yards and vs. Atlanta (12/18) from 30 yards...Converted a pair of field goals five times, three field goals twice, and made good on four or five vs. Giants (11/27) for the Saints' only points.

**1987:** Led all NFL kickers in scoring with 121 points...Hit 18-18 from inside 40 yards and was 28 of 36 overall...Made good on five field goals vs. San Francisco (10/25) to tie his team record...Knocked in four of four in last game vs. Green Bay (12/27), including 52-yarder.

**1986:** Built up a team record string of 20 straight field goals before misfiring against Washington (10/5)...Hit an NFL-best 26 of 30 field goals for an accuracy mark of 86.7%...Connected on three of three field goals in a game three times: at Jets (10/26), vs. San Francisco (11/2) and at St. Louis (11/16).

**1985:** Scored over 100 points for the first time in his career with 120...Booted 3 of 4 from outside 50 yards and 31 of 35 overall, leading to his first Pro Bowl nod...Established the initial club record of five field goals in a game vs. Rams (12/1).

**1984:** Went 20 of 27 from field goal range and 34-34 on PAT's to finish with 94 points...Hit a 53-yard field goal on the last play of the game at Cleveland (10/28) to win the game, 16-14, and end on a perfect 3-3.

**1983:** Scored over 90 points for the first time on the heels of 18 of 24 field goals and 37 of 38 PAT's...Kicked game winners on last play at Chicago (9/18) from 41-yards, at Atlanta (10/9) from 35 yards, and at Philly (12/11) from 50-yards away...Became one of just 23 kickers in NFL history to convert two 50-yard field goals in a game with a pair at Philly (12/11).

### Andersen's Year-by-Year Honors

**1995:** AFC-NFC Pro Bowl - - - AP All-Pro, College & Pro Football Newsweekly All-Pro - - - Football Digest All-Pro - - - Football News All-NFC - - - Pro Football Weekly/PFWA All-Pro - - - Sporting News All-Pro - - - Sports Illustrated All-Pro - - - UPI All-NFC - - USA Today All-Pro - - Pro Football Weekly Kicker of Year - - - NFC SpTms Player of the Month (Dec & Sept) - - - NFC SpTms Player of the Week (Week 3, Week 15, Week 17) - - - Miller Lite National Player of the Week (15) - - NFL Alumni Kicker of Year  
**Pro Bowl:** 1995, '92, '90, '88, '87, '86, '85, '84  
**NFL Team of the 1980's Decade** (named 1989)  
**NFL Alumni Kicker of the Year** (1995, 1989)  
**NFC Special Teams Player of the Week:** 7 times - '98 (1), '97 (1), 95 (3), '94 (1), '93 (1)

**1982:** Recovered from a sprained ankle in his first pro kickoff and a players strike to compete in all seven games...Made two of six field goal tries and was 6-6 on PAT's for 12 points in an abbreviated season.

**College/Personal:** Married (Jennifer) with one son, Sebastian. A first team All-America as a senior at Michigan State, he is still the school record holder at Michigan State for his 63-yarder during his final season. Morten was also named to the all-academic team for sporting a 3.25 GPA in communications and German with minors in marketing and French. His penchant for booming kickoffs began in college as 39 of his 56 kicks as a senior were touchbacks. He set a then-Big 10 Conference record with 45 career field goals, while establishing Spartan school records for PAT's (126) and total points (261). Fluent in four languages namely; Danish, German, French, and English. The "Outstanding Sports Citizen of the Year" by the New Orleans Sports Foundation (in '90). He was involved in a "Kicks for Kids" program in which raised over \$400,000 for New Orleans hospitals. The son of Hanne, a school teacher and librarian, and Erik Andersen, a psychologist and supervisor of educational programs for handicapped children, Morten was raised in Struer, Denmark (9,000 pop.), but was born in Copenhagen. He has a twin brother, Jakob, who is in the exporting business in Bangalore, India. Andersen has provided analysis for numerous Super Bowls for Danish television - TV 3 ScanSat. Morten became so good at his native sport of soccer that he almost made the Danish national team.

### MORTEN ANDERSEN "GAME-DECIDING" KICKS

(regular season only)

	TIME	DIST.	SCORE	OPPONENT	DATE
26.	8:29	44	20-17	New Orleans	10-10-99
25.	:05	33	20-17	Philadelphia	12-14-97
24.	:02	27	34-31	St.Louis	11-2-97
23.	7:18	30	24-21	Tampa Bay	10-22-95
22.	OT	21	27-24	New Orleans	9-17-95
21.	OT	35	23-20	Carolina	9-3-95
20.	:08	39	33-32	Atlanta	11-13-94
19.	1:56	40	30-28	Denver	11-24-94
18.	:00	44	34-31	Atlanta	9-12-93
17.	:05	49	16-13	San Francisco	9-26-93
16.	7:52	38	20-17	Phoenix	10-31-93
15.	10:06	24	17-14	Minnesota	11-28-93
14.	1:56	37	22-14	Atlanta	12-3-92
(Def. Returned INT for score in final seconds)					
13.	1:51	47	10-7	Atlanta	9-20-92
12.	3:37	30	13-10	LA Rams	10-11-92
11.	9:14	50	23-21	Tampa Bay	11-1-92
10.	:02	24	20-17	LA Rams	12-31-90
9.	4:43	40	13-10	San Francisco	12-23-90
8.	1:53	22	22-19	Buffalo	12-10-89
7.	:00	49	20-17	Dallas	10-3-88
6.	:05	30	10-9	Atlanta	12-18-88
5.	1:06	40	26-24	San Francisco	11-15-87
4.	:00	53	16-14	Cleveland	10-28-84
3.	OT	50	20-17	Philadelphia	12-11-83
2.	:00	35	19-17	Atlanta	10-9-83
1.	OT	41	34-31	Chicago	9-18-83

Notes: Four kicks made were in overtime  
 Four kicks were made as the clock ran out  
 Six kicks were made in the final 10 seconds  
 Three game winners were from 50 and over  
 Nine other game winners were from 40 and over

Six winners vs. Atlanta  
 Three winners vs. S.F.

### Andersen's Career Statistics

Year	Team	GP	PAT	ATT	FG	ATT	FG%	LG	Blk	Pts.	KO's/TB's
1982	N.O.	8	6	6	2	5	40.0	45	0	12	27/9
1983	N.O.	16	37	38	18	24	75.0	52	2	91	73/30
1984	N.O.	16	34	34	20	27	74.1	53	1	94	65/21
1985	N.O.	16	27	29	31	35	88.6	55	0	120	74/28
1986	N.O.	16	30	30	26	30	86.7	53	0	108	70/32
1987	N.O.	12	37	37	28	36	77.8	52	0	121	74/38
1988	N.O.	16	32	33	26	36	72.2	51	1	110	73/29
1989	N.O.	16	44	45	20	29	69.0	49	1	104	82/30
1990	N.O.	16	29	29	21	27	77.8	52	1	92	66/30
1991	N.O.	16	38	38	25	32	78.1	60	0	113	79/43
1992	N.O.	16	33	34	29	34	85.3	52	0	120	81/40
1993	N.O.	16	33	33	28	35	80.0	56	0	117	76/35
1994	N.O.	16	32	32	28	39	71.8	48	4	116	82/14
1995	Atl	16	29	30	31	37	83.8	59	2	122	81/27
1996	Atl	16	31	31	22	29	75.9	54	0	97	69/16
1997	Atl	16	35	35	23	27	85.2	55	0	104	64/17
1998	Atl	16	51	52	23	28	82.1	53	2	120	89/22
1999	Atl	16	34	34	15	21	71.4	49	1	79	85/6
<b>NFL Totals:</b>		<b>276</b>	<b>592</b>	<b>600</b>	<b>416</b>	<b>531</b>	<b>78.3</b>	<b>60</b>	<b>15</b>	<b>1840</b>	<b>1310/467</b>

### Field Goal Breakdown

Year	1-19	20-29	30-39	40-49	50 +	Total
1982	0-0	0-0	1-1	1-3	0-1	2-5
1983	2-2	8-8	3-4	2-6	3-4	18-24
1984	0-0	9-9	4-5	5-10	2-3	20-27
1985	0-0	4-5	13-14	11-12	3-4	31-35
1986	1-1	11-11	6-7	6-6	2-5	26-30
1987	3-3	6-6	9-9	8-12	2-6	28-36
1988	1-1	11-12	8-11	5-8	1-4	26-36
1989	0-0	7-8	10-11	3-6	0-4	20-29
1990	0-0	5-5	5-6	8-12	3-4	21-27
1991	0-0	6-6	11-13	6-9	2-4	25-32
1992	0-0	10-10	8-10	8-11	3-3	29-34
1993	2-2	7-7	7-7	11-14	1-5	28-35
1994	0-0	9-9	11-14	8-10	0-6	28-39
1995	1-1	8-8	11-11	3-8	8-9	31-37
1996	0-0	5-5	9-11	7-8	1-5	22-29
1997	1-1	10-10	7-7	3-6	2-3	23-27
1998	0-1	8-9	7-7	6-9	2-2	23-28
1999	1-1	5-5	5-8	4-6	0-1	15-21
<b>Totals:</b>	<b>12-13</b>	<b>129-133</b>	<b>135-156</b>	<b>105-156</b>	<b>35-73</b>	<b>416-531</b>

### Playoffs

Year	Team	GP	PAT's	FG's	LG	Points
1987	N.O.	1	1-1	1-1	40	4
1990	N.O.	1	0-0	2-4	47	6
1991	N.O.	1	2-2	2-2	45	8
1992	N.O.	1	2-2	2-2	42	8
1995	Atl	1	2-2	2-2	31	8
1998	Atl	3	6-6	7-8	38	27
<b>Totals:</b>		<b>8</b>	<b>13-13</b>	<b>16-19</b>	<b>47</b>	<b>61</b>

## Yearly Highlights

1998:	8th NFC - 120 points 6th NFC - 23 FG's
1997:	6th NFC - 104 points 6th NFC - 23 FG's
1996:	8th NFC - 22 FG's 7th NFC - 97 points
1995:	2nd NFL - 31 FG's 6th NFL - 122 points NFL Alumni Kicker of Year
1994:	2nd NFC - 116 points 2nd NFC - 28 FG's
1993:	4th NFC - 117 points 25 consecutive FG's 3rd NFC - 28 FG's
1992:	1st tie NFC - 120 pts 1st NFC - 85.3% FG's 2nd NFC - 29 FG's
1991:	3rd NFC - 113 points 4th NFC - 25 FG's
1990:	2nd NFC - 77.8% FG's 8th NFC - 92 points 7th NFC - 21 FG's
1989:	NFL Alumni Kicker of Year 6th NFC - 104 points 7th NFC - 20 FG's
1988:	3rd NFC - 110 points 2nd NFC - 26 FG's
1987:	1st NFL - 121 points
1986:	4th NFC - 108 points 1st NFL - 86.7% FG's 2nd NFC - 26 FG's 20 consecutive FG's
1985:	2nd NFC - 120 points 1st tie NFC - 31 FG's
1984:	9th NFC - 94 points 8th NFC - 20 FG's
1983:	9th NFC - 91 points 8th NFC - 18 FG's

## Longest Field Goals

### FG's of 50+ Yds

60 vs. Chicago, 10-27-91
59 vs. San Francisco, 12-24-95
56 at Philadelphia, 12-26-93
55 at New Orleans, 10-12-97
55 vs. New Orleans, 12-10-95
55 vs. New Orleans, 12-10-95
55 at Denver, 9-15-85
55 at Dallas, 10-20-96
54 vs. New England, 10-1-95
53 at N.Y. Jets, 10-25-98
53 at N.Y. Jets, 10-26-86
53 at Cleveland, 10-28-84
52 vs. San Francisco, 12-24-95
52 at Arizona, 10-18-92
52 at San Francisco, 12-1-91
52 vs. Cleveland, 10-14-90
52 vs. Green Bay, 12-27-87
52 at Philadelphia, 12-11-83
51 vs. Oakland, 9-14-97
51 vs. New Orleans, 12-10-95
51 vs. Carolina, 9-3-95
51 vs. Tampa Bay, 9-25-88
51 at L.A. Rams, 11-3-85
50 vs. Chicago, 11-22-98
50 at Buffalo, 11-12-95
50 vs. Tampa Bay, 11-1-92
50 at Detroit, 10-4-92
50 vs. Pittsburgh, 12-16-90
50 at Dallas, 12-2-90
50 at San Francisco, 11-15-87
50 vs. San Francisco, 11-2-86
50 vs. Kansas City, 9-8-85
50 at Dallas, 10-21-84
50 at Tampa Bay, 10-23-83
50 at Philadelphia, 12-11-83

## Career Bests

### Most FG's Made - Game

5 vs. Dallas 10-20-96
5 vs. New England, 10-1-95
5 vs. Atlanta, 12-11-94
5 vs. Atlanta, 12-13-92
5 vs. S.E., 10-25-87
5 vs. L.A. Rams, 12-1-85

### Most FG's Attempted, Game

7 vs. S.E., 10-25-87
----------------------

### Most 50-Yard FG's, Game

3 vs. N.O., 12-10-95
2 vs. S.E., 12-24-95
2 at Phil., 12-11-83

### Most Points - Game

17 vs. Atlanta, 12-11-94
17 vs. L.A. Rams, 12-1-85
16 vs. Dallas, 10-20-96
16 vs. New England, 10-1-95
16 vs. Atlanta, 12-13-92
16 vs. San Francisco, 10-25-87

### Most PAT's Made, Game

6 vs. Carolina, 10-4-98
6 vs. Denver, 11-20-88

## ANDERSEN IN NFL RECORD BOOKS

<u>All-Time Field Goals Made</u>	<u>NFL All-Time Points</u>	<u>Consecutive Games Scored In</u>
1. 439 Gary Anderson	1. 2,002 George Blanda	1. <b>253 Morten Andersen</b>
2. <b>416 Morten Andersen</b>	2. 1,948 Gary Anderson	2. 187 Jim Breech
3. 383 Nick Lowery	3. <b>1,840 Morten Andersen</b>	3. 155 Ray Wersching
4. 373 Jan Stenerud	4. 1,736 Norm Johnson	4. 151 Fred Cox
5. 348 Norm Johnson	5. 1,711 Nick Lowery	<u>All-Time 50-Yard FG's</u>
6. 344 Eddie Murray	6. 1,699 Jan Stenerud	1. <b>35 Morten Andersen</b>
7. 335 George Blanda	7. 1,608 Lou Groza	2. 22 Nick Lowery
8. 304 Pat Leahy	7. 1,563 Eddie Murray	3. 21 Eddie Murray
8. 304 Jim Turner	8. 1,470 Pat Leahy	<u>All-Time 20-FG Seasons</u>
10. 300 Mark Moseley	9. 1,466 Al Del Greco	1. <b>15 Morten Andersen</b>
300 Matt Bahr	10. 1,439 Jim Turner	15 Gary Anderson
		3. 7 Nick Lowery

## ANDERSEN IN FALCONS RECORD BOOKS

<u>All-Time Field Goals Made</u>	<u>All-Time Points Scored</u>	<u>Consecutive Games Scored In</u>
1. 115 Mick Luckhurst	1. 558 Mick Luckhurst	1. <b>80 Morten Andersen</b>
2. <b>114 Morten Andersen</b>	2. <b>522 Morten Andersen</b>	(Week 1, '95-present)
3. 84 Norm Johnson	3. 395 Norm Johnson	2. 68 Mick Luckhurst
4. 56 Nick Mike-Mayer	4. 338 Andre Rison	(Week 1, '81 - Week 11, '85)
5. 51 Greg Davis	5. 312 Terance Mathis	
6. 45 Tim Mazetti	6. 288 Gerald Riggs	
	7. 270 Nick Mike-Mayer	
	8. 246 William Andrews	
	9. 236 Greg Davis	
	10. 230 Tim Mazetti	

### MORTEN'S NFL RECORDS

- Most Pro Bowls by a kicker - 7
- Most 50-Yard Field Goals - 35
- Most 50-Yard FG's, Season - 8
- Most 50-Yard FG's, Game - 3
- Most Consecutive Games Scored In - 253 (regular season)
- Most 100-Point Seasons - 12
- Most Game-Winning Kicks - 26

Morten tied another NFL record in Week 14 in 1998. It was his 12th season with 100 or more points, tying Gary Anderson.



**JAMAL ANDERSON**  
**RUNNING BACK • 5-11 • 235**  
**7th Season • Utah**  
**Born 9-30-72 • El Camino, CA**  
**Acq: D7 '94 (201st)**

**Transactions:** Originally a seventh round (204th pick overall) draft choice by Atlanta in 1994.

**NFL:** Spent offseason recovering from knee injury suffered in Week 2 of 1999 season...Looking to regain Pro Bowl form of 1998 when he became one of the top running backs in the NFL with a club record 1,846 rushing yards on an NFL record 410 carries with 16 touchdowns and a league-best 12 100-yard games...Tore the anterior cruciate ligament in his right knee, making a cut on the turf at Texas Stadium in a Monday Night game in the second week of the season at Dallas (9/20)...Underwent surgery on Tuesday, October 5th at Piedmont Hospital by team doctor Andrew Bishop...Third on the club's all-time rushing list with 4,122 yards, third in rushing touchdowns with 27, and seventh in total scores with 33...Tallied two of the top six rushing days ever by a Falcon with 188 and 172 yards, respectively, in a pair of games against St. Louis in 1998...Second most productive back in draft class of '94 behind Marshall Faulk despite being selected 204th overall...His knee injury stopped streak of 66 consecutive games played, spanning four seasons...Totaled 80 runs of 20 or more yards over the last four seasons...Has 26 career games with over 100 all-purpose yards and 15 career 100-yard games with 3 over 150 yards...Falcons are 20-2 (18-2 in the regular season) when he carries the ball 20 or more times with the only losses at Detroit (8/31/97) and at Arizona (12/21/97).

**1999:** Performed in just two games before being lost for the season with a right ACL injury at Dallas (9/20)...Rushed 16 times for 50 yards with a long of 20 yards and caught two passes for 34 yards with a long catch of 32 yards, the third longest catch of his career, vs. Minnesota (9/12) in season opener...Rushed off right tackle for seven yards on first carry at Dallas (9/20). Gained four yards on rush up middle on next carry on second series. Tried to cut and escape defenders in own backfield on next carry on third rush of game and injured right knee. Walked off field on his own but was lost for remainder of season and placed on injured reserve on September 22nd.

**1998:** His 1,846 yards on the ground were second only to Terrell Davis' 2,008 and were ninth all-time in NFL history...Combined for 2,165 yards with an additional 319 yards on 27 receptions with two TD's to record the second highest total ever in team history behind Andrews' 2,176...Broke James Wilder's 1984 NFL record of 407 rushing attempts in a season with 410...Falcons were 15-0 when he carried the ball 20 or more times, including the postseason...Finished with 98 rushing yards and 16 receiving yards for a total of 112 all-purpose yards in Super Bowl XXXIII vs. Denver (1/31/99)...Added 100 combined yards at Minnesota (1/17/99) in NFC Championship game, including a five-yard touchdown catch on the opening drive of the game...Carried 29 times for 113 yards with a long run of 34 yards vs. San Francisco (1/9/99) in a Divisional playoff win...Named NFC Offensive Player of the Month of November by tallying 638 rushing yards, 7 TD's, including one 3 TD game and a pair of 2 TD outings, and 4 100-yard games as Falcons went 5-0...Set a career-high with 188 rushing yards on 31 carries with a 27-yard TD run at St. Louis (11/29)...It was the 4th best rushing day ever by a Falcon...Gained 172 yards on the ground on 22 carries for a 7.8 average with 2 TD's and caught two passes for 31 yards for a combined personal best total of 203 yards vs. St. Louis (11/1)...Gained 123 yards on just 13 carries for a career-best 9.5 average with a 42-yard long at San Francisco (9/27) to begin a string of four straight 100-yard games, which tied a team record...Broke his own team record by closing out the season with five consecutive 100-yard games, including 147 yards on 30 carries with an 8-yard TD catch and a game-winning one-yard TD rush after he was initially stopped in the backfield at Detroit (12/20) to help clinch the NFC Western Division title...Passed Gerald Riggs' single season rushing mark with a 26-yard run at Detroit (to total 1,753 yards)...Had 103 yards and the longest TD run of his career of 36 yards vs. Miami (12/27) in final game.

**1997:** Finished 8th in the NFC with 1,002 rushing yards and was 5th in the conference in scoring with a then-career high of 10 touchdowns (7 rush, 3 rec.)...Threw a 27-yard TD vs. S.F. (10/19) to account for 11 total TD's...Ended up 10th in NFC in yards from scrimmage with 1,286...Rambled for 162 yards on 20 carries and an 8.4 average vs. St. Louis (11/2)...Accounted for 152 yards on 33 rushes in the season finale at Arizona (12/21) to eclipse 1,000 yards...Became just the third Falcon runner to record back-to-back 1,000 yard seasons (behind Andrews, '79-80, and Riggs, '84-85)...Tied a career-high with seven catches (for 47 yards) vs. Tampa Bay (11/9)...Ranked 8th in league in 1st downs rushing with 69 and 15th in big play runs (of 10 yards or more) with 25.

**1996:** Emerged as a full-time starter for the first time and produced a 1,000-yard season...His 4.55 yards per carry was second highest in NFL...Finished 11th in rushing with 1,055 and seventh in total yards from scrimmage with 1,528...Amassed 49 receptions, third-best by all running backs, for 473 yards with one TD...Totalled 30 big play runs of 10 or more yards to rank behind only Barry Sanders, Jerome Bettis, and Terrell Davis.

**1995:** Logged time behind Pro Bowler Craig Heyward, who rushed for a personal-best 1,083 yards in the run and shoot offense...Proved to be effective when given an opportunity...Provided a spark at Tampa Bay (10/22) by rushing for 56 yards on only eight rushes for a 7.0 average in the second half to wear down Bucs defense in a close win...Other rushing highlights included scoring his first pro touchdown on a three-yard plunge at Arizona (11/26) and amassing 22 yards on six carries at Miami (12/3)...Adept returner who recorded the fifth highest total in team history (at the time) with 180 yards on eight kickoff returns at Arizona...Also had 102 yards on four KOR's at Buffalo (11/12) and 79 yards on four returns at Miami...Tied for second on team with 19 special teams tackles.

**1994:** Back-up to Craig Heyward who gained a then-career best of 779 rushing yards...Spent the first seven weeks of his rookie season on the inactive list...Recorded a special teams tackle and carried two times for minus one yard at Raiders (10/23) in initial pro action...Activated for two more games and finished with three special teams stops...Locked up a spot on the roster with impressive preseason in which he averaged 4.5 yards per rush.

**College:** An All-WAC pick for the Utes of Utah as a senior, averaging 5.7 yards per carry. He totaled 1,275 yards during his career in Salt Lake City on the ground, including 1,030 with five 100 yard games in '93, and 242 yards on 35 receptions through the air. He closed out his career with 133 all-purpose yards with a 34-yard touchdown run against Southern Cal. He stole the spotlight from heralded S.D. State runner Marshall Faulk in a '93 game. Jamal had 23-156 and three TD's to outshine Faulk's 22-141-1 TD game as Anderson's Utes prevailed.

**Personal:** Single. Owns "Jam Entertainment" which promotes parties and concerts and has a client list including New Edition, Backstreet Boys, Boyz II Men, and N'Sync. Boasts large supportive family of five brothers (Kinia, James III, Kiesha, Jaleel, Jabriel) and two sisters (Zennie and Jazen) as well as mother, Zenobia, and father, James, Jr. Father is in charge of security for boxer Mike Tyson. The family often travels from their home in Woodland Hills, Ca. to Falcon games. Born in Newark, N.J. Has his own web page on Athlete's Direct on America On-line. Provided some color analysis on Fox and CBS telecasts of Falcons games last season. Named to ESPN Magazine's 2000 All-Style Team for his fashion sense as one player was chosen from each sport by a poll of designers and fellow players, among others. An All-League, All-Region, and All-Valley selection at El Camino Real H.S. in California. The All-State and LA Times all-star choice was a team captain and Most Valuable Player as a senior in '89. Before Utah, he attended Moorpark Junior College. Father James (former New Jersey police officer) was chief of security for sports stars and Hollywood entertainers. Muhammad Ali used to entertain Jamal and his friends with magic tricks when he came to visit and "Uncle" Muhammad was in hospital waiting room when he was born. Sugar Ray Leonard sang at his father's birthday party once and he let Jamal visit his dressing room after fights. (He was there when Sugar Ray beat "Marvelous" Marvin Hagler.) Other guests included Tyson, Richard Pryor, Donna Summers, and Diana Ross, among others. Squats 670 pounds and bench presses 465 pounds. Visited military bases overseas in Germany, Italy, and Turkey on a goodwill tour in May of 1999 with Travis Hall. The aspiring actor had a part in the highly successful HBO series, Arli\$, with actor Robert Wuhl, which was taped during the 2000 offseason. Has been on the cover of Sports Illustrated for Kids (10/99) and fitness magazine Muscular Development (1/2000).

### Most Yards Rushing by a Falcon

1. 202 ..... Gerald Riggs @ New Orleans, 9-2-84
2. 197 ..... Gerald Riggs @ Kansas City, 12-8-85
3. 192 ..... Erric Pegram @ San Francisco, 9-19-93
4. **188.....Jamal Anderson @ St.Louis, 11-29-98**
5. 180 ..... Erric Pegram @ Cincinnati, 12-16-93
6. **172.....Jamal Anderson vs. St. Louis, 11-1-98**
7. 172 ..... Gerald Riggs @ Miami, 11-30-86
8. 167 ..... William Andrews @ N.O., 9-2-79
9. **162 ..... Jamal Anderson vs. St. Louis, 11-2-97**
10. 162 ..... Steve Broussard @ Washington, 12-19-93
11. 161 ..... William Andrews @ Miami, 12-10-83
12. 158 ..... Gerald Riggs vs. New Orleans, 12-22-85
13. 158 ..... William Andrews vs. Buffalo, 12-17-83
14. 155 ..... Mike Rozier vs. Dallas, 12-30-90
15. **152 ..... Jamal Anderson vs. Arizona, 12-21-97**
16. 150 ..... William Andrews vs. Philadelphia, 10-2-83

### ANDERSON'S NFL CAREER GAME-BY-GAME

#### 1994 Game-by-Game

Date	Opponent	Rush	Yds	TD	Rec	Yds	TD	KOR	Yds	TD	Total	
											Yds	Res Score
9/4	at Detroit #					Inactive					L	28-31
9/11	L.A. RAMS					Inactive					W	31-13
9/18	K.C.					Inactive					L	10-30
9/25	at Wash	0	0	0	0	0	0	0	0	0	W	27-20
10/2	at L.A. Rams					Inactive					W	8-5
10/9	TAMPA BAY					Inactive					W	34-13
10/16	S. FRAN					Inactive					L	3-42
10/23	at LA Raid	2	-1	0	0	0	0	0	0	-1	L	17-30
11/6	S. DIEGO					Inactive					W	10-9
11/13	at N Orleans	0	0	0	0	0	0	0	0	0	L	32-33
11/20	at Denver	0	0	0	0	0	0	1	11	0	W	28-32
11/27	PHIL					Inactive					L	28-21
12/4	at San Fran					Inactive					L	14-50
12/11	N. ORLEANS					Inactive					L	20-29
12/18	At Green Bay					Inactive					L	17-21
12/24	ARIZ					Inactive					W	10-6

#### 1995 Game-by-Game

Date	Opponent	Rush	Yds	TD	Rec	Yds	TD	KOR	Yds	TD	Total	
											Yds	Res Score
9/3	CAROLINA #	0	0	0	0	0	0	0	0	0	W	23-20
9/10	at San Fran	0	0	0	0	0	0	3	61	0	L	10-41
9/17	at N. Orleans #	0	0	0	0	0	0	1	19	0	W	27-24
9/24	N.Y. JETS	5	19	0	0	0	0	0	0	0	W	13-3
10/1	NEW ENG	0	0	0	0	0	0	0	0	0	W	30-17
10/12	at St. Louis	0	0	0	0	0	0	0	0	0	L	19-21
10/22	at Tampa Bay	8	56	0	1	5	0	0	0	0	W	24-21
10/29	DALLAS	8	34	0	2	20	0	1	15	0	L	13-28
11/5	DETROIT	8	27	0	1	17	0	1	23	0	W	34-22
11/12	at Buffalo	1	2	0	0	0	0	4	102	0	L	17-23
11/19	ST. LOUIS	0	0	0	0	0	0	0	0	0	W	31-6
11/22	at Arizona	3	1	1	0	0	0	8	180	0	L	37-40
12/3	at Miami	6	22	0	0	0	0	4	79	0	L	20-21
12/10	N ORLEANS	0	0	0	0	0	0	0	0	0	W	19-14
12/17	at Carolina	0	0	0	0	0	0	0	0	0	L	17-21
12/24	SAN FRAN	0	0	0	0	0	0	2	62	0	W	28-27
12/31	at Green Bay *	0	0	0	0	0	0	0	0	0	L	20-37

### 1996 Game-by-Game

Date	Opponent	Rush	Yds	TD	Rec	Yds	TD	KOR	Yds	TD	Total		
											Yds	Res	Score
9/1	at Carolina	14	108	0	1	0	0	3	68	0	176	L	6-29
9/8	MINN	16	73	0	4	37	0	0	0	0	110	L	17-23
9/22	PHIL	7	36	0	5	27	0	0	0	0	63	L	18-33
9/29	at San Fran	14	67	0	1	9	0	1	12	0	88	L	17-39
10/6	at Detroit	16	103	3	0	0	0	0	0	0	103	L	24-28
10/13	HOUSTON	13	45	0	3	53	0	0	0	0	98	L	13-23
10/20	at Dallas	26	97	0	7	45	0	0	0	0	142	L	28-32
10/27	PITTSBURGH	12	55	0	5	53	0	0	0	0	108	L	17-23
11/3	CAROLINA	22	109	1	3	71	0	0	0	0	180	W	20-17
11/10	at St. Louis	13	23	0	2	11	0	0	0	0	34	L	16-59
11/17	N ORLEANS	13	35	0	4	21	0	0	0	0	57	W	17-15
11/24	at Cincinnati	16	86	1	0	0	0	0	0	0	86	L	31-41
12/2	SAN FRAN	13	55	0	3	33	0	0	0	0	88	L	10-34
12/8	at N Orleans	13	71	0	4	39	0	0	0	0	110	W	31-15
12/15	ST. LOUIS	13	37	0	7	74	0	0	0	0	111	L	27-34
12/22	at Jacksonville	11	55	0	0	0	0	0	0	0	55	L	17-19

### 1997 Game-by-Game

Date	Opponent	Rush	Yds	TD	Rec	Yds	TD	KOR	Yds	TD	Total		
											Yds	Res	Score
8/31	at Detroit	20	33	1	2	26	0	0	0	0	59	L	17-28
9/9	CAROLINA	17	42	0	2	12	0	0	0	0	54	L	6-9
9/14	OAKLAND	9	26	0	1	1	0	0	0	0	27	L	31-36
9/21	at San Fran	16	46	0	1	5	0	0	0	0	51	L	7-34
9/28	DENVER	13	45	0	3	68	1	0	0	0	113	L	21-29
10/12	at N Orleans	21	62	1	2	10	0	0	0	0	72	W	23-17
10/19	SAN FRAN	13	19	0	2	28	0	0	0	0	47	L	28-35
10/26	at Carolina	15	50	0	1	14	1	0	0	0	64	L	12-21
11/2	ST. LOUIS	20	162	1	0	0	0	0	0	0	162	W	34-31
11/9	TAMPA BAY	14	49	0	7	47	0	0	0	0	96	L	10-31
11/16	at St. Louis	19	72	2	1	8	0	0	0	0	80	W	27-21
11/23	N ORLEANS	21	65	0	2	16	0	0	0	0	81	W	20-3
11/30	at Seattle	16	41	1	1	13	1	0	0	0	54	W	24-17
12/7	at San Diego	22	60	0	0	0	0	0	0	0	60	W	14-3
12/14	PHIL	21	78	1	0	0	0	0	0	0	78	W	20-17
12/21	at Arizona	33	152	0	4	36	0	0	0	0	188	L	26-29

### 1998 Game-by-Game

Date	Opponent	Rush	Yds	TD	Rec	Yds	TD	KOR	Yds	TD	Total		
											Yds	Res	Score
9/6	at Carolina	28	88	0	3	26	0	0	0	0	114	W	19-14
9/13	PHIL	20	74	1	1	8	0	0	0	0	82	W	17-12
9/27	at San Fran	13	123	1	2	43	0	0	0	0	166	L	20-31
10/4	CAROLINA	31	117	1	2	34	0	0	0	0	151	W	51-23
10/11	at N.Y. Giants	29	110	0	3	40	0	0	0	0	150	W	34-20
10/18	N ORLEANS	25	132	1	1	7	0	0	0	0	139	W	31-23
10/25	at N.Y. Jets	19	46	0	2	26	0	0	0	0	72	L	3-28
11/1	ST. LOUIS	22	172	2	2	31	1	0	0	0	203	W	37-15
11/8	at N England	32	104	2	1	8	0	0	0	0	112	W	41-10
11/15	SAN FRAN	31	100	2	1	8	0	0	0	0	108	W	31-19
11/22	CHICAGO	24	72	0	1	9	0	0	0	0	81	W	20-13
11/29	at St. Louis	31	188	1	2	9	0	0	0	0	197	W	21-10
12/6	IND	30	122	1	4	58	0	0	0	0	180	W	28-21
12/13	at N Orleans	27	148	0	1	4	0	0	0	0	152	W	27-17
12/20	at Detroit	30	147	1	1	8	1	0	0	0	155	W	24-17
12/27	MIAMI	18	103	1	0	0	0	0	0	0	103	W	38-16
1/9	SAN FRAN*	29	113	2	1	10	0	0	0	0	123	W	20-18
1/17	at Minnesota*	23	67	1	6	33	0	0	0	0	100	W	30-27
1/31	vs. Denver*	18	96	0	3	16	0	0	0	0	112	L	19-34

# Denotes Overtime Game

\* Denotes Playoff Game

## 1999 Game-by-Game

Date	Opponent	Rush	Yds	TD	Rec	Yds	TD	KOR	Yds	TD	Total		
											Yds	Res	Score
9/12	MINNESOTA	16	50	0	2	34	0	0	0	0	84	L	14-17
9/20	at Dallas	3	9	0		0	0	0	0	0	9	L	7-24
9/26	at St. Louis												
10/3	BALTIMORE												
10/10	at New Orleans												
10/17	ST. LOUIS												
10/25	at Pittsburgh												
10/31	CAROLINA												
11/7	JACKSONVILLE												
11/21	at Tampa Bay												
11/28	at Carolina												
12/5	NEW ORLEANS												
12/12	at San Francisco												
12/19	at Tennessee												
12/26	ARIZONA												
1/3	SAN FRANCISCO												



### **Anderson's 100-Yard Rushing Games (Regular Season)**

<u>DATE</u>	<u>OPPONENT</u>	<u>ATT</u>	<u>YDS</u>	<u>AVG.</u>	<u>TDS</u>
9-1-96	at Carolina (L)	14	108	7.7	0
10-6-96	at Detroit (L)	16	103	6.4	3
11 -3-96	vs. Carolina (W)	22	109	4.9	0
11-2-97	vs. St. Louis (W)	20	162	8.1	0
12-21-97	at Arizona (L)	33	152	4.6	0
9-27-98	at San Francisco (L)	13	123	9.5	0
10-4-98	vs. Carolina (W)	31	117	3.8	0
10-11-98	at Giants (W)	29	110	3.8	0
10-18-98	vs. New Orleans (W)	25	132	5.3	0
11-1-98	vs. St. Louis (W)	22	172	7.8	2
11-8-98	at New England (W)	32	104	3.3	2
11-15-98	vs. San Francisco (W)	31	100	3.2	2
11-29-98	at St. Louis (W)	31	188	6.1	0
12-6-98	vs. Indianapolis (W)	30	122	4.1	0
12-13-98	at New Orleans (W)	27	148	5.5	0
12-20-98	at Detroit (W)	30	147	4.9	0
12-27-98	vs. Miami (W)	18	103	5.7	0

The Falcons are 13-4 when Anderson gains at least 100 yards rushing

### **Anderson's Postseason 100-Yard Rushing Games**

<u>DATE</u>	<u>OPPONENT</u>	<u>ATT</u>	<u>YDS</u>	<u>AVG.</u>	<u>TDS</u>
1-9-99	vs. San Francisco (W)	29	113	3.9	2

### Anderson's Career Statistics

Year	Team	GP/GS	Rushing				Long	TD
			No.	Yards	Avg.			
1994	Atl	3/0	2	-1	-0.5	0	0	
1995	Atl	16/0	39	161	4.1	13	1	
1996	Atl	16/12	232	1,055	4.5	32t	5	
1997	Atl	16/15	290	1,002	3.5	39	7	
1998	Atl	16/16	410	1,846	4.5	48	14	
1999	Atl	2/2	19	59	3.1	20	0	
Totals:		69/45	992	4,122	4.2	48	27	
Year	Team	No.	Receiving			Long	TD	
			Yards	Avg.				
1994	Atl	0	0	0	0	0		
1995	Atl	4	42	10.5	17	0		
1996	Atl	49	473	9.7	34	1		
1997	Atl	29	284	9.8	47t	3		
1998	Atl	27	319	11.8	27	2		
1999	Atl	2	34	17.0	32	0		
Totals:		111	1,152	10.4	47t	6		
Year	No.	Yds.	Avg.	LG	TD	Total Yards		
						1994	10	
1994	1	11	11.0	11	0	1995 .....	744	
1995	24	541	22.5	35	0	1996 .....	1,608	
1996	4	80	20.0	27	0	1997 .....	1,286	
1997	0	0	0.0	0	0	1998 .....	2,165	
1998:	0	0	0.0	0	0	1999 .....	93	
1999	0	0	0.0	0	0	Totals.....	5,906	
Totals:	29	632	21.8	35	0	(Includes a 27-yard passing TD)		

### Anderson's Postseason Statistics

Year	Team	GP/GS	Rush	Yards	Avg.	LG	TD	Rec.	Yards	Avg.	LG
1995	Atlanta	1/0	0	0	0.0	0	0	0	0	0.0	0
1998	Atlanta	3/3	70	276	3.9	34	2	10	59	5.9	11
Totals		4/3	70	276	3.9	34	2	10	59	5.9	11

### Anderson's Best Games

Rushes	Yards	Long	TD's
33 @ Ariz (12-21-97)	188 @ StL (11-29-98)	48 vs. StL (11-1-98)	3 @ Detroit (10-6-96)
32 @ N.E. (11-8-98)	172 vs. StL (11-1-98)	42 @ S.F. (9-27-98)	2 vs. S.F. (11-15-98)
31 @ StL (11-29-98)	162 vs. StL (11-2-97)	39 vs. StL (11-2-97)	2 @ N.E. (11-8-98)
31 vs. S.F. (11-15-98)	152 @ Ariz (12-21-97)	37 @ StL (11-29-98)	2 vs. StL (11-1-98)
31 vs. Car (10-4-98)		36 vs. Miami (12-27-98)	
Receptions	Yards	Long	TD's
7 vs. T.B. (11-9-97)	74 vs. StL (12-15-96)	47t vs. Den (9-28-97)	1 @ Detroit (12-20-98)
7 vs. StL (12-15-96)	71 vs. Car (11-3-96)	34 vs. Car (11-3-96)	1 vs. StL (11-1-98)
7 at Dall (10-20-96)	68 vs. Den (9-28-97)	32 vs. Minn (9-12-99)	1 @ Sea (11-30-97)
5 vs. Pitt (10-27-96)	58 vs. Ind (12-6-98)	29 vs. Hous (10-13-96)	1 @ Car (10-26-97)
	53 vs. Pitt (10-27-96)	27 vs. Car (10-4-98)	
		27 vs. Pitt 10-27-96)	

## FALCON FACT

With 16 total touchdowns in 1998, Jamal moved into seventh place on the club's all-time list with 33 scores, one behind Michael Haynes. The club's all-time leader is Andre Rison with 56 followed by Terance Mathis with 50.

		<p style="text-align: center;"><b>EUGENE BAKER</b></p> <p style="text-align: center;"><b>WIDE RECEIVER • 6-0 • 177</b></p> <p style="text-align: center;"><b>2nd Season • Kent</b></p> <p style="text-align: center;"><b>Born 3-18-76 • Monroeville, PA</b></p> <p style="text-align: center;"><b>Acq: D-5 - '99 (164th)</b></p>
---	--	--

**Transactions:** Originally a fifth round (164th pick overall) draft choice by Atlanta in 1999. Waived by Atlanta on September 5, 1999. Signed to Atlanta practice squad on September 7, 1999. Signed from practice squad to 53-man roster on December 13, 1999.

**NFL:** Excellent route runner with smooth stride and good hands...Gained valuable experience as a rookie in three games with one start in 1999...Spent first 13 weeks on club's practice squad...Elevated to 53-man roster in December because of injuries to Tim Dwight and Chris Calloway.

**1999:** Saw action in three games with one start after spending the first 13 weeks on the practice squad...Finished with seven catches for 118 yards for a 16.9 average and a 36-yard long...Started in his first pro game at Tennessee (12/19) after being elevated from practice squad (12/14) because of injuries to Tim Dwight and Chris Calloway. Tied for team-high honors with Terance Mathis with five catches. Tallied 66 yards receiving for a 13.2 average with a long of 26. Saw limited action in second half due to hip injury. Hauled in four passes for 63 yards in first half action. Snared a personal-best 26-yarder on 3-10 on last play of first quarter for first down on Tennessee 48. Caught a four-yard pass from Danny Kanell later in quarter. Called for offensive interference on Bob Christian's 11-yard scoring catch, which would have put the Falcons ahead 21-20 with extra point in third quarter. Atlanta settled for a 32-yard field goal and trailed 20-17...Hauled in a season-long 36-yard pass from Chris Chandler on a fade route in fourth stanza vs. Arizona (12/26)...Played in three and four wide receiver sets but did not catch a pass in the Monday Night victory over San Francisco (1/3/00).

**College:** A three-time All-MAC performer finished his career at Kent with 229 receptions for 3,513 yards and 35 touchdowns. Led the team in receiving in 1996 (with 69 receptions), 1997 (with a school record 103), and 1998 (with 49 catches). The conference's Most Valuable Player in 1997 during his record breaking season, he also led all NCAA Division I-A players in catches per game with an average of 9.36. Averaged 140.8 receiving yards per game, which ranked second in nation. Scored 18 times and racked up 1,549 total receiving yards. Hauled in a school-record 15 passes for 238 yards, including a conference record 98-yarder, against powerful Central Florida team of QB Daunte Culpepper in 1997.

**Personal:** Single. Earned four letters in football at Shady Side Academy in Monroeville, PA. Named team Most Valuable Player as a senior en route to All-State, All-Area and All-Conference mention. Also excelled in basketball and baseball, winning three letters each. Accounting major at Kent. Son of Yolanda Baker. Resides in his hometown in Monroeville, PA. when he's not in Atlanta working out in the offseason.

Bakers' Career Statistics							
Year	Team	GP/GS	Rec.	Yards	Avg.	Long	TD
1999	Atl	3/1	7	118	16.9	36	0
<b>Totals:</b>		<b>3/1</b>	<b>7</b>	<b>118</b>	<b>16.9</b>	<b>36</b>	<b>0</b>
Bakers' Best Games							
Receptions		Yards		Touchdowns			
5 at Tenn (12-19-99) 2 vs. Ari (12-26-99)		66 at Tenn (12-19-99) 52 vs. Ari (12-26-99)		None			



**Transaction:** Originally a free agent signing by Baltimore as a free agent on April 25, 1997. Waived by Baltimore on August 24, 1997. Signed to Baltimore practice squad on August 26, 1997. Signed to Baltimore active roster from practice squad on December 3, 1997. Waived by Baltimore on August 30, 1998. Signed to Baltimore practice squad on September 1, 1998. Signed to New York Jets active roster on September 21, 1998. Waived by New York on August 16, 1999. Claimed by Cleveland on August 17, 1999. Waived by Cleveland on Signed by Atlanta as a free agent on January 6, 2000.

**NFL:** Converted defensive lineman who has acquired experience on the offensive line in the pro's since 1997...Spent stints in Baltimore, New York Jets and Cleveland but has yet to see action in his first pro game.

**1999:** After being waived in training camp with New York Jets he spent one week on Cleveland's 53-man roster before being waived and out of football.

**1998:** Signed by the New York Jets from Baltimore's practice squad three weeks into the season...Placed on the inactive list for 13 games and all of the Jets' postseason games.

**1997:** Spent majority of season on Baltimore's practice squad before being signed to the 53-man roster for the final three games...On the inactive list vs. Seattle (12/7) and Tennessee (12/14)...Active but did not play in season finale at Cincinnati (12/21)...Converted to offensive line in rookie mini-camp.

**College:** Three-year starter at defensive tackle for Amherst...Transferred from Colby College (Maine) and enrolled at Amherst in 1994. Totaled 129 tackles in three seasons, 18 stops for losses, 6.5 sacks, five batted balls and an interception. Named a USA Today Division III Senior All-Star and NESCAC Defensive Player of the Year as a senior. Won Amherst College Defensive MVP honors as a junior after totaling 33 tackles, six for losses.

**Personal:** Single. Graduated from The Blake School (Edina, MN) in June of 1993 after lettering three years in football and was the 1992 Tri-Metro Lineman of the Year. Also played golf and hockey. Was the announcer/scorekeeper for the Amherst hockey team. Political Science major. Participated in the Toys for Tots program at Owings Mills Mall in Baltimore and marched in the Preakness Parade for the Ravens. Full name is Alexander Douglas Bernstein. He is the first Amherst player in the pro's since Miami Dolphins' Sean Clancy in 1978. Initially enrolled at Colby College as a two-sport athlete in football and hockey. Born on August 11, 1975.



		<p><b>MICHAEL BOOKER</b>  <b>CORNERBACK • 6-2 • 200</b>  <b>4th Season • Nebraska</b>  <b>Born 4-27-75 • Oceanside, CA</b>  <b>Acq: D4 '96 (127th)</b></p>
---	--	--

**Transaction:** Originally a first round (11th pick overall) draft choice by Atlanta in 1997.

**NFL:** Mainly used as nickel back and on special teams in first three seasons...Led all NFL rookie DB's with three interceptions as a rookie.

**1999:** Played in 13 games with one start...Credited with 24 tackles, five passes defended and two interceptions, tied for third-best on club charts...Season started slowly with a quad injury in training camp that forced him to be placed on inactive list for first three contests...Saw first action of season as a reserve cornerback vs. Baltimore (10/3) and made one tackle. Replaced Ray Buchanan at LCB after he was ejected in second half...Played as a nickel cornerback and picked off one pass and had a pass defended to go along with a tackle at New Orleans (10/10). On 3-3 at Atlanta 39-yard line with under eight minutes left in third quarter, stole a Billy Joe Tolliver pass at Atlanta 17 and returned it 10 yards to halt a New Orleans potential scoring drive in a close 20-17 Atlanta victory...Was beaten for a two-yard touchdown by Keenan McCardell with 1:41 left in third quarter to make the score 27-7 vs. Jacksonville (11/7) in an eventual 30-7 loss...Surrendered a 37-yard catch by Donald Hayes in first quarter at Carolina (11/28). Re-aggravated quad injury in second half and did not return...Lined up at right corner in second half vs. New Orleans (12/5) when Eugene Robinson was forced to sidelines with groin injury and starting LCB Ronnie Bradford moved to safety. Penalized 30 yards downfield for pass interference in first quarter trying to cover Keith Poole to give New Orleans 1-10 at Atlanta 11-yard line. New Orleans was held to a field goal. Penalized five yards for defensive holding later in first quarter. Penalized 19-yards for third time for pass interference on Andre Hastings in second quarter. Performed in nickel and dime situations at Tennessee (12/19) and made four tackles and a pass defended. Beaten on pattern by Chris Sanders and then knocked off the play by Eugene Robinson as Sanders raced 48-yards for first Tennessee touchdown in first quarter...Picked off a Jake Plummer pass in fourth quarter vs. Arizona (12/26)...Replaced an injured Ronnie Bradford (hamstring) at corner in base defense in first half. Gave up a 47-yard reception by J.J. Stokes in third quarter. Beaten again by Stokes for a 43-yard touchdown to close the gap to 34-29 with under three minutes to play vs. San Francisco (1/3/00). In starting lineup as nickel back against San Francisco.

**1998:** Started six out of 14 games played and added two more starts in the playoffs... Nickel back in Super Bowl XXXIII vs. Denver (1/31/99)...Finished with career-best 45 tackles, 36 solos, 11 passes defended, and one interception...Collected career-high 11 tackles in first start of season vs. St. Louis (11/1)...Began a string of six straight starts due to injury to Ronnie Bradford (sprained knee), which included at New England (11/8), vs. San Francisco (11/15), vs. Chicago (11/22), at St. Louis (11/29) and vs. Indianapolis (12/6)...Vs. San Francisco (11/15), collared six tackles...In the rematch at St. Louis (11/29) produced four tackles and two passes defended...Picked off his lone pass of the season and recorded his only fumble recovery against Dan Marino in a reserve role vs. Miami (12/27).

**1997:** As a rookie, he totaled 22 tackles, six passes defended and four special teams tackles in addition to his three picks...Started three out of 15 games played...Intercepted two passes at New Orleans (10/12) with the second coming with 1:21 left to preserve a close 23-17 win...His other theft came vs. New Orleans (11/23) in the rematch...Top tackle effort was six vs. Carolina (9/7).

**College:** Booker was a two-year starter and three-year letter winner for the perennial powerhouse Nebraska Cornhuskers under Tom Osborne. With his athletic presence in the secondary, Nebraska captured two National Championships from '94-95 and compiled an incredible overall three-year record of 36-2. Michael put an exclamation point on the Cornhuskers' second straight National title by being named the defensive Most Valuable Player at the Fiesta Bowl with an interception for a touchdown, three other passes defended (an NCAA Bowl game record) and four tackles in the 62-24 win over Florida and Danny Wuerffel. In his first ever collegiate start as a junior he earned Player of the Game honors vs. Arizona State with his first career interception off QB Jake Plummer. His career in Lincoln spanned 32 games with 21 starts and he amassed 68 tackles, five thefts for 100 return yards with a score, and 17 passes defended. Michael was a winner on three Bowl teams with victories coming in a pair of Orange Bowls and one Fiesta Bowl. In 1996, he was a first-team All-America and All-Big 12 choice by The Poor Man's Guide to the NFL Draft.

**Personal:** Single. Booker and Michael Westbrook of the Lions were stellar two-way players for El Camino (Ca.) High (enrollment of 3,000), playing in the same secondary together. The talented pair guided El Camino to consecutive county titles in '91 (13-1) and '92 (12-2) en route to being ranked #1 in the state of California (in '91). As a tailback gained 113 rushing yards on just 19 carries with two touchdowns and caught a 12-yard scoring pass. Booker's vertical leap of 39.5 was the 7th-best mark of any Nebraska player EVER. A multi-talented athlete, Michael was a star forward on El Camino's highly successful basketball team for three seasons. His team was good enough to carry around the No. 1 ranking in the entire country for much of the '92 campaign. (Westbrook was also a member of that impressive team.) The son of Fostoria and Michael Booker, Sr., a career Marine officer, from Oceanside, CA was Southern California's Co-Defensive Player of the Year and on the Long Beach Press-Telegram's "Best of the West" list. He recorded 77 tackles, three interceptions, two forced fumbles, and a blocked punt in his last season in high school to earn All-League, All-City, All-California Interscholastic Federation and second-team All-State honors. Booker was a highly sought after recruit out of high school by college powerhouses such as Colorado and Ohio State. His younger brother, Dion, will be lining up to play for Nebraska this fall.

#### Booker's Career Statistics

Year	Team	GP/GS	Tckls	Solo	INT's	Yds	TD	PD	FF	FR	Sp. Tms
1997	Atl	15/3	22	19	3	16	0	6	0	0	5
1998	Atl	14/6	47	36	1	27	0	10	0	1	4
1999	Atl	13/1	24	22	2	10	0	5	0	0	0
Totals		42/10	93	77	6	53	0	21	0	1	9

#### Booker's Postseason Statistics

Year	Team	GP/GS	Tackles	Solos	Sacks	PR	FF	FR
1998	Atl	3/2	8	6	0	0	0	0
Totals		3/2	8	6	0	0	0	0

#### Booker's Best Games

Tackles	Solos	Passes Defensed	Interceptions
11 vs. StL (11-1-98)	6 vs. S.F. (11-15-98)	2 @ N.Y.J. (10-25-98)	2 @ N.O. (10-12-97)
6 vs. S.F. (11-15-98)	6 vs. StL (11-1-98)	2 @ StL (11-29-98)	2 vs. Miami (12-27-98)
6 vs. Car (9-7-97)	6 vs. Car (9-7-97)	1 vs. Miami (12-27-98)	1 at N.O. (10-10-99)
4 @ N.O. (12-13-98)	4 vs. Ind (12-6-98)	1 @ Det (12-20-98)	1 vs. Ari (12-26-99)
4 vs. Ind (12-6-98)	4 @ StL (11-29-98)	1 vs. Ind (12-6-98)	1 vs. N.O. (11-23-97)

		<p><b>RONNIE BRADFORD</b>  <b>SAFETY/CB • 5-10 • 195</b>  <b>8th Season • Colorado</b>  <b>Born 10-1-70 • Minot, ND</b>  <b>Acq: UFA – Arizona (4-11-97)</b></p>
---	--	--

**Transactions:** Originally a fourth round (105th pick overall) draft choice by Miami in 1993. He was waived by Miami on August 24, 1993. Signed to the Denver practice squad on September 1, 1993. Signed to the Denver active roster from the practice squad on October 12, 1993. Waived by Denver on August 25, 1996. Signed by Arizona as a free agent on August 27, 1996. Signed by Atlanta as an unrestricted free agent from Arizona on April 11, 1997.

**NFL:** Starter at right cornerback in 40 out of 46 games since coming to Falcons in 1997..Making the switch to free safety in 2000 with the departure of Eugene Robinson and addition of Ashley Ambrose.

**1999:** Starter in all 16 games at RCB but missed parts of games due to nagging injuries...Ended the season with 55 tackles and eight passes defended...Named defensive player of the game by coaches vs. Minnesota (9/12) for his job on talented Viking receivers, re-routing them, and playing tight zone coverage. Finished with five tackles...Against Baltimore (10/3), bit on a fake handoff on 2-12 at Baltimore 48 and was beaten for game-winning 54-yard touchdown catch by Justin Armour three minutes into overtime...Made four tackles and one pass defended before suffering concussion on a hit on Keenan McCardell in third quarter and did not return vs. Jacksonville (11/7)...Finished with four tackles and a batted ball at Carolina (11/28). Surrendered 56-yard touchdown catch by Donald Hayes in second quarter. Closest defender on Wesley Walls' 11-yard scoring catch in fourth quarter. Called for pass interference 31-yards downfield in fourth quarter...Started at RCB vs. San Francisco (1/3/00) but injured hamstring and did not return in second half, giving way to Michael Booker.

**1998:** Starter in 10 of 14 games played...Finished with 40 tackles, three interceptions and 14 passes defended...Returned a Dan Marino interception for an 11-yard touchdown vs. Miami (12/27)...Lined up as a starter in Super Bowl XXXIII vs. Denver (1/31/99) and picked off a John Elway pass after serving as a nickel back in two previous playoff games...Named defensive MVP by coaches for team and career-high 12 tackles at Giants (10/11)...Sprained knee at Jets (10/25) and was inactive vs. St. Louis (11/1) and at New England (11/8)...Returned in a reserve role vs. San Francisco (11/15)...Made game-ending interception as a reserve along with two tackles and a pass defended vs. Chicago (11/22)...Returned to make first start since Giants game at New Orleans (12/13) and stole a pass and had three tackles...At Detroit (12/20), collared six stops and three passes defended to help the Falcons clinch NFC Western Division title.

**1997:** Totaled the second-highest tackle season of his career with 51 stops in 14 starts...Added four interceptions and 14 passes defended, second-best on team...Named MVP by coaches against his Denver (9/28) team by intercepting a John Elway pass deep in Falcon territory and for making five tackles....Stole other passes off the hands of Steve Young vs. San Francisco (10/19), Scott Mitchell at Detroit (8/31), and Doug Nussmeier vs. New Orleans (11/23)...Top tackling effort was at New Orleans (10/12) with a season-high seven tackles.

**1996:** An 11-game starter for the Cardinals, finished with a career-high 61 tackles, an interception and a team-best 15 passes defended...Broke into the starting lineup and delivered a season-high 11 tackles at New England (9/15).

**1995:** Saw action in four games in Denver and ended up with one tackle and one pass defended.

**1994:** Played in 12 games and amassed 27 tackles and five passes defended...Recorded seven tackles at Buffalo (9/26).

**1993:** For the Broncos, logged time in 10 games and finished with 10 tackles and one interception...Made a key interception vs. Kansas City (12/12) to stop a Chiefs drive...Following week at Chicago (12/18) earned his first NFL start.

**College:** Ronnie was a two-year starter and four-year letterman for national powerhouse Colorado Buffaloes. This first-team All-Big Eight performer as a senior was instrumental in helping Colorado land its first National Championship in '91. His extra-point block was the margin of victory as Colorado edged Notre Dame in the Orange Bowl 10-9 to claim a National title. His productive career in Boulder included 53 solo tackles out of 74 total stops three picks, and two fumble recoveries.

**Personal:** Married (Trish) with two children, Anthony and Kaylee. Ronald L. Bradford was born in Minot, North Dakota. He was an honorable mention All-America by USA Today as a senior at Adams City High School in Commerce City, CO. He picked off four passes, registered 14 passes defended, recovered a pair of fumbles and also blocked a field goal in his last prep season. Bradford also found time to leap hurdles for the indoor and outdoor track team and graduated high school with a 3.0 GPA. Bradford painted houses for the elderly during the summers in the Mile High city as part of a Denver-based program. Ronnie played with some powerful Colorado teams which were loaded with future NFL players such as Chad Brown, Alfred Williams, Deon Figures, Greg Biekert, Mike Pritchard, Eric Bieniemy and Kanavis McGhee.

<b>Bradford's Career Statistics</b>											
Year	Team	GP/GS	Tckls	Solo	INT's	Yds	TD	PD	FF	FR	Sacks
1993	Den	10/3	13	10	1	6	0	6	0	0	0.0
1994	Den	12/0	27	18	0	0	0	5	0	0	1.0
1995	Den	4/0	1	1	0	0	0	1	0	0	0.0
1996	Ariz	15/11	61	43	1	0	0	15	0	2	0.0
1997	Atl	16/14	51	41	4	9	0	14	0	0	0.0
1998	Atl	14/10	40	33	3	11	1	10	0	1	0.0
1999	Atl	16/16	55	45	0	0	0	8	0	0	0.0
<b>Totals</b>		<b>87/55</b>	<b>248</b>	<b>191</b>	<b>9</b>	<b>26</b>	<b>1</b>	<b>59</b>	<b>0</b>	<b>4</b>	<b>1.0</b>
<b>Bradford's Postseason Statistics</b>											
Year	Team	GP/GS	Tckls	Solo	INT's	Yds	TD	PD	FF	FR	Sacks
1993	Den	1/1	4	4	0	0	0	0	0	0	0.0
1998	Atl	2/1	7	4	1	1	0	1	0	0	0.0
<b>Totals</b>		<b>3/2</b>	<b>11</b>	<b>8</b>	<b>1</b>	<b>1</b>	<b>0</b>	<b>1</b>	<b>0</b>	<b>0</b>	<b>0.0</b>
<b>Bradford's Best Games</b>											
Tackles			Interceptions			Passes Defensed			Sacks		
12 @ Giants (10-11-98)			1 vs. Miami (12-27-98)			3 @ Det (12-20-98)			1 vs. N.O. (12-24-94)		
11 @ N.E. (9-15-96)			1 @ N.O. (12-13-98)			3 vs. Car (10-4-98)					
8 @ Giants (11-3-96)			1 vs. Chi (11-22-98)			3 @ Giants (11-3-96)					
7 @ Sea (11-30-97)			1 vs. N.O. (11-23-97)								
7 vs. N.Y. Jets (10-27-96)			1 vs. S.F. (10-19-97)								

		<p style="text-align: center;"><b>KEITH BROOKING</b>  <b>LINEBACKER • 6-2 • 245</b>  <b>3rd Season • Georgia Tech</b>  <b>Born 10-30-75 • Senoia, GA</b>  <b>Acq: D1 - '98 (12th)</b></p>
---	--	---

**Transaction:** Originally a first round (11th pick overall) draft choice by Atlanta in 1997.

**NFL:** Took over weakside linebacker duties in first season as full-time starter in 1999 and showed flashes of No. 1 pick potential, finishing second on the team in solo tackles with 75 behind Jessie Tuggle's 85...Nagging sprained right knee limited his progress.

**1999:** Became full-time starter in second season...Started and played in 13 games and finished fourth on team with 95 tackles...Second on the club in solo tackles with 75...Added two sacks for minus 15 yards and three passes defended to his totals...In first pro start vs. Minnesota (9/12) in the season opener contributed eight tackles, including two for losses. Called for defensive holding in own end zone which game Minnesota first down at three-yard line and they scored a touchdown two plays later. Held WR Randy Moss to just a six-yard gain on end around at beginning of fourth quarter...Collected a then career-high 14 tackles at St. Louis (9/26). Caught Marshall Faulk in backfield for two-yard loss on third play of game. Stopped WR Justin Watson for a one-yard loss in fourth quarter and then collard Watson again on next play for a five-yard loss...Recorded his first NFL sack to go along with six tackles vs. Baltimore (10/3). Sacked QB Stoney Case for a nine-yard loss in second quarter and also trapped Case for a six-yard loss in third quarter...Twisted his right knee in third quarter at New Orleans (10/10) and did not return. Replace in lineup by Ruffin Hamilton. Tackled RB Ricky Williams for a four-yard loss in first quarter...Placed on the inactive list for three weeks vs. St. Louis (10/17), at Pittsburgh (10/25) and vs. Carolina (10/31) with sprained knee and replaced by Hamilton and Craig Sauer in lineup...Returned to starting lineup vs. Jacksonville (11/7) and made two tackles...Finished second on team in tackles with 10 at Carolina (11/28). Penalized five-yards for defensive holding in second quarter and five-yard for encroachment in third quarter...At San Francisco (12/12) established new career-high and was tops on the team with 15 tackles...Ended season vs. San Francisco (1/3/00) by finishing second on the team with nine tackles.

**1998:** Performed in 15 games and amassed 32 tackles with one interception, three forced fumbles, and two batted balls..Fifth on the team's postseason defensive charts with 13 tackles...Served as team's nickel linebacker in passing situations entire season...Saw extensive time at middle linebacker for injured Jessie Tuggle and in passing downs against St. Lous (11/1) and made a career-best seven tackles with two passes defended...Picked off first career pass from Drew Bledsoe and returned it 12 yards and added one tackle and a special teams stop the following week at New England (11/8)...At St. Louis (11/29), collared five tackles and forced a fumble...Named special teams MVP by coaches with two tackles at New Orleans (12/13) to go along with his two tackles on defense...In the NFC Championship game at Minnesota (1/17/99) tallied eight tackles, second-best on club.

**College:** Leading tackler in school history with 467 career stops. Team leader in tackles his last three seasons, while averaging 12.8 per game. Recorded two of the top tackle seasons in Tech history with 147 and 146, respectively, as a junior and sophomore. Collected 131 tackles in his final season and added two sacks, two interceptions, three passes defended, eight QB pressures, a fumble recovery, and one blocked field goal to lead Tech to a Bowl game. Finalist for Butkus Award for nation's most outstanding linebacker and voted as a permanent

team captain in his final season by his teammates. Top tackler in ACC, averaging 13.3 stops a game in 1995 and second-leading tackler in conference in 1996 with a 13.4 per game average. Started 34 consecutive games to end college career and 36 overall in four years. Collared 20 tackles in a game four times as a collegian against Clemson and rival Georgia. Closed out his brilliant college career with 15 tackles (two for loss), an interception and a QB pressure to help Yellow Jackets defeat West Virginia in Carquest Bowl.

**Personal:** Single. Keith was the highest player drafted from the area since former Georgia RB Garrison Hearst was the third overall choice by the Cardinals in '93. Besides being the first ever player selected by the birds in the first round from the state, Brooking was the first Georgia Tech player taken by the team since TE Ken Whisenhunt was chosen in the 12th round in '85. Keith set Tech records with 402 pounds in the clean and 700 pounds in the squat. Keith Howard Brooking was born on October 30, 1975 in Senoia, Ga. He played about every snap at East Coweta High School as a linebacker and tight end as well as long snapper on punts and a member of the kickoff coverage and punt return teams for coach Danny Kronik. The Coweta County Player-of-the-Year was also voted co-team MVP by his teammates. The team captain helped East Coweta to an 8-2 record as a senior and was the winner of school's Scholar-Athlete award. As an inside linebacker, he made 62 solo tackles and 62 assists for a 124 total. Managed 250 career tackles, including 141 solos. Hauled in 28 receptions for 487 yards with five TD's that '93 season and for his career totaled 53 catches and seven scores. Has three brothers and sisters. Majored in management. Favorite Falcon growing up was Jessie Tuggle. He served as the Grand Marshall (and started the race) for the Aaron 312 nascar race at Atlanta Motor Speedway in March of 2000.



#### Brooking's Career Statistics

Year	Team	GP/GS	Tckls	Solo	INT's	Yds	TD	PD	FF	FR	Sacks
1998	Atl	15/0	32	21	1	0	0	2	3	0	0.0
1999	Atl	13/13	95	75	0	0	0	3	0	0	2.0
<b>Totals</b>		<b>28/13</b>	<b>127</b>	<b>96</b>	<b>1</b>	<b>0</b>	<b>0</b>	<b>5</b>	<b>3</b>	<b>0</b>	<b>2.0</b>

#### Brooking's Postseason Statistics

Year	Team	GP/GS	Tckls	Solo	INT's	Yds	TD	PD	FF	FR	Sacks
1998	Atl	3/0	13	12	0	0	0	0	0	0	0.0
<b>Totals</b>		<b>3/0</b>	<b>13</b>	<b>12</b>	<b>0</b>	<b>0</b>	<b>0</b>	<b>0</b>	<b>0</b>	<b>0</b>	<b>0.0</b>

#### Brooking's Best Games

Tackles	Interceptions	Forced Fumbles
15 at S.F. (12-12-99) 14 at StL (9-26-99) 10 at Car (11-28-99) 9 vs. S.F. (1-3-00) 8 vs. Minn (9-12-99)	1 @ N.E. (11-8-98)	1 @ StL (11-29-98) 1 @ Giants (10-11-98)




**OMAR BROWN**  
**SAFETY • 5-10 • 200**  
**3rd Season • North Carolina**  
**Born 3-28-75 • York, PA**  
**Acq: D4 - '98 (103rd)**

**Transaction:** Originally a fourth round (103rd pick overall) draft choice by Atlanta in 1998.

**NFL:** Has gained valuable experience over two seasons by learning the safety position from veterans such as Marty Carter, Eugene Robinson and William White.

**1999:** Played in a career-best 13 games as a back-up safety and special teams performer...Made first tackles of career on defense, finishing with 10 tackles...Also added a personal-high seven special teams tackles, 6th-best...Named special teams MVP by coaches on the heels of a big hit on KR Michael Bates which held him to a 17-yard return vs. Carolina (10/31)...Recorded his first pro tackles at Carolina (11/28) in second half as he replaced an injured Michael Booker in nickel defense and ended up with two stops...Posted a career-high four tackles at San Francisco (12/12), replacing an injured Gerald McBurrows at safety in fourth quarter. Tackled RB Charlie Garner behind the line for a one-yard loss in fourth stanza...Made one tackle on defense at Tennessee (12/19) and a tackle each on defense and special teams vs. San Francisco (1/3/00) in the season finale.

**1998:** Placed on the inactive list for the first nine weeks of the season...Active for the first time and played special teams vs. San Francisco (11/15)...Performed on special teams vs. Chicago (11/22) the following week...Inactive for the final five weeks of the season and the playoffs...Played in two games and was inactive for 14 on the season.

**College :** One of the leaders of the powerful Tar Heels defense that boasted a total of six players drafted and seven overall, the 4th highest by any school in the country, in 1998. Defensive backfield signal-caller his last two seasons. Amassed 275 tackles in 46 career games. As a starter at free safety from 1996-97, he collected 178 tackles, including a career-high 97 stops as a senior, 3rd-best on team. An All-ACC selection by The Sporting News in '97, he started at least one game at all three secondary positions during his career (CB in '94, SS in '95 and FS in '96-97). With Brown patrolling the secondary, the Tar Heels boasted a 35-12 record and .745 winning percentage in his four years, including 10-1 and 10-2 finishes, respectively, the last two seasons. He also enjoyed three straight Bowl victories and four total trips to the post-season with two games at the Gator Bowl, a Carquest Bowl bid and Sun Bowl appearance.

**Personal:** Single. Omar L. Brown was an Associated Press all-state choice as both a cornerback and running back at William Penn Senior High School in York, Pa. He was also the Daily Record's County Player-of-the-Year and the York Dispatch & York Quarterback Club. His stellar defensive play as a senior included 78 tackles (36 solos) and five pickoffs as he guided William Penn to the county title. Brown also averaged 10.7 yards per rush as a senior, gaining 855 yards with 11 TD's as a runner, and scored on a punt and kickoff as a returner. He rushed for 150 yards or more in three games with his best effort covering 168 yards on just seven carries. Omar's high school basketball team reached the state semifinals and he lettered three times in basketball and track as a 100 meter sprinter.

Brown's Career Statistics											
Year	Team	GP/GS	Tckls	Solo	INT's	Yds	TD	PD	FF	FR	SpTms
1998	Atl	2/0	0	0	0	0	0	0	0	0	0
1999	Atl	13/0	10	5	0	0	0	0	0	0	7
<b>Totals</b>		<b>15/0</b>	<b>10</b>	<b>5</b>	<b>0</b>	<b>0</b>	<b>0</b>	<b>0</b>	<b>0</b>	<b>0</b>	<b>7</b>



## RAY BUCHANAN

CORNERBACK • 5-9 • 186

8th Season • Louisville

Born 9-29-71 • Chicago, IL

Acq: UFA - Indy (3-3-97)

**Transaction:** Originally a third round (65th pick overall) draft choice by Indianapolis in 1993. Signed by Atlanta as an unrestricted free agent from Indianapolis March 3, 1997.

**NFL:** One of the premier cornerbacks in the NFL...Named as a Pro Bowl starter following the 1998 season (opposite Deion Sanders)...Will team with good friend Ashley Ambrose to form one of the most solid corner tandems in the league in 1999...Flamboyant performer who lives up to his nickname of "Big Play"...Scored four touchdowns off interceptions in career...Tied for second in the NFC in interceptions in 1998 with seven, his third year with five or more in a season...Led his team in passes defended for the past six consecutive seasons...Has played in both an NFC Championship Game and AFC Championship Game (with Colts in 1996)...Has started in every game that he has played in since the '94 season...Has had four or more interceptions in five of seven NFL seasons.

**1999:** Started and played in all 16 games...Led the team in passes defended with 12...Picked off a team-leading four passes for 81 return yards...Scored on a 52 yard interception return vs. New Orleans (12/5)...Posted 87 total tackles, fifth-highest on club, with 65 solo stops to tie for third-highest on the defense...Also blocked a field goal on special teams vs. Jacksonville (11/7)...Finished with five tackles and two passes defended vs. Minnesota (9/12). Called for pass interference on WR Randy Moss at Atlanta six-yard line (52-yard penalty) which gave Minnesota first and goal in second quarter. Minnesota scored on a two-yard pass to Cris Carter to take 7-0 lead. Redeemed himself by breaking up a pass to WR Jake Reed on 3-2 at Atlanta 12-yard line to stop a drive as Gary Anderson missed a 30-yarder to hand Atlanta offense one last opportunity with 5:50 remaining...Picked off a Troy Aikman pass and made eight tackles at Dallas (9/20)...Part of a secondary that surrendered 275 yards passing on 17 of 25 completions with three touchdowns at St. Louis (9/26)...Vs. Baltimore (10/3) WR Patrick Johnson caught a 52-yard scoring pass over him in third quarter. Johnson celebrated excessively in front of him and Buchanan retaliated by body slamming him to turf and he was ejected for first time in pro career...Made two key plays to seal first victory of season at New Orleans (10/10). Intercepted a Billy Joe Tolliver pass, reading the play perfectly, as he stepped in front of TE Scott Slatzker at the New Orleans 26 at end of third quarter. His interception led to a 36-yard field goal to tie the score at 17-17 early in the fourth. Knocked down a pass at last second intended for WR Eddie Kennison at 15 yard line on man coverage on 4-7 at Atlanta 38-yard line with 2:07 left in game to save a potential game-winning touchdown as Atlanta hung on to win 20-17. Earlier in game, Kennison raced 90-yards for a New Orleans record touchdown after he narrowly missed knocking the ball away on single coverage on a short pass (31 yards, 59 yard run) in second quarter...Against Carolina (10/31), accounted for eight tackles, a quarterback sack, and three passes defended. Caused another interception (by Marty Carter) with his tight coverage on Muhsin Muhammad as Muhammad stuck out his hand to try to catch a pass but it bounced up in the air...Blocked a 48-yard field goal attempt by Mike Hollis vs. Jacksonville (11/7)...Stole a Danny Wuerffel pass intended for Eddie Kennison and returned it 52-yards for a touchdown vs. New Orleans (12/5). The interception return for a score was his first touchdown since 1994 and was the only defensive score for Atlanta all season after setting a team record with six in 1998. Picked off his first pass of afternoon on another pass to Kennison at Atlanta 10-yard line to stop a drive in second half. Named overall MVP by coaches along with Chris Chandler. Enjoyed his third career two interception game and second as a Falcon...Made

three tackles and limited WR Kevin Dyson to one catch for four yards at AFC Champion Tennessee (12/19)...Finished season with eight tackles vs. San Francisco (1/3/00). Beaten by Jerry Rice for a 41-yard gain with :17 remaining to San Francisco 43-yard line in a 34-29 game.

**1998:** Started every game, including Super Bowl XXXIII vs. Denver (1/31/99), and was team leader with seven interceptions for 102 return yards and with 18 passes defended...Credited with 73 tackles and a forced fumble...Posted six tackles, two passes defended and a crucial interception at the Falcons one-yard line to thwart a Panthers scoring opportunity in season opener at Carolina (9/6)...Shared team-high honors with nine tackles and another interception in the rematch vs. Carolina (10/4)...The interception marked his 8th theft in the past 12 games...Limited Andre Hastings of the Saints to just one catch for nine yards while recording a season-high three passes defended and five tackles vs. New Orleans (10/18)...Named NFC Defensive Player of the Week vs. San Francisco (11/15) for tying for team-high honors with eight tackles and picking off a big Steve Young pass. Made a leaping grab of a Young pass at the 49ers 35-yard line and returned it 34-yards to set-up a short Jamal Anderson touchdown plunge and a 17-6 Falcon lead...Following week intercepted another pass at the Atlanta 24 to snuff out a potential Bears scoring march in a close 20-13 victory vs. Chicago (11/22)...Snared another pass off of Peyton Manning against his former team and added three tackles vs. Indianapolis (12/6)...Snagged a Kerry Collins aerial at New Orleans (12/13) for his 7th pick of the season and totaled seven tackles and a pass defended.

**1997:** Team leader in interceptions with five and passes defended with 15 in 16 starts...All five thefts came in the second half of the season to aid the Falcons turnaround which produced six wins in the final eight games...Finished with 65 tackles and 48 solo stops...Helped pass defense make major strides with an improvement in interceptions from 30th in '96 to 6th in the NFL in '97...Stole two passes in San Diego (12/7) with the second coming in the end zone to stop a drive in the 4th quarter in a 14-3 win...Held Pro Bowl receiver Irving Fryar of Philadelphia (12/14) to only three catches for 35 yards and Pro Bowler Tim Brown of Oakland (9/14) to just four catches and no TD's...Recorded three passes defended in a game three times: vs. Carolina (9/7), at St. Louis (11/16), and at Arizona (12/21)...Tight coverages skills allowed front seven to set a new team record with 55 sacks.

**1996:** Started every game at LCB...Ranked sixth on team and third among DB's with 105 tackles...Paced team with 18 passes defended...Amassed two interceptions, one sack, one fumble recovery...Averaged 7.1 yards per punt return (16-113)...Registered 10 tackles three times at Buffalo (9/7), vs. San Francisco (10/15) and vs. San Diego (12/17).

**1994:** Started first 10 games at FS before opening at LCB for final six games...Moved to CB in the fourth quarter at Miami (11/6)...Returned three interceptions for touchdowns to set a Colt record...First among all DB's and fourth on club with a career-high 137 tackles...Led team with 19 passes defended and eight picks, 3rd best in NFL...Concluded season with an interception in six of final seven games...Eight interceptions were the most by a Colt player since Lyle Blackwood's 10 in 1977...The 221 return yards was third-most in NFL and second-most in team history (to Keith Taylor's 225 in '89)...Picked off seven passes in seven games at LCB...Posted season and career-highs with 16 tackles at Pittsburgh (9/18)...Named AFC Defensive Player of the Week at Seattle with a 37-yard interception return TD, 11 tackles, one QB sack, and a fumble recovery...Two of his three other TD's off thefts came from Dan Marino at Miami (11/6) for 28 yards and Drew Bledsoe at New England (12/11) for 90 yards.

**1993:** He made Football News' All-Rookie team by starting the final five contests at free safety and ending up with 65 tackles, second on the team's list of DB's, with a team-high four picks...Vs. Philadelphia (12/19), he collected 14 tackles, one pick, and one pass defended in his top rookie game.

**Honors:** 1993: All-Rookie Team, Football News; 1994: AFC Defensive Player of the Week (12/4) at Seattle , UPI All-AFC Second team; 1998: AFC-NFC Pro Bowl starter.

**College:** A three-year starter for the Louisville Cardinals, he was moved from cornerback to free safety as a freshman. He totaled 273 tackles, 177 solos, 15 interceptions for 159 yards, 13 passes defended, three fumble recoveries, three fumbles forced, six blocked kicks. He also averaged 9.1 yards on 18 punt returns. Ray closed out his strong collegiate career with 95 tackles, four thefts for 61 return yards, 10 passes defended, three fumble recoveries, and two forced fumbles. As a junior, he amassed 108 tackles (68 solos), and a school record eight interceptions (for 89 yards). Buchanan was the Fiesta Bowl Defensive MVP versus Alabama with a fumble recovery for a touchdown off a blocked punt and another recovered fumble in a 34-7 victory. (He actually thought of transferring away from Louisville when they wanted him to play safety instead of running back.)

**Personal:** Married (Sheree) with three children: a daughter, Destinee (3/11/92), a son, Ray, Jr. (12/8/93) and son, Baylen (6/19/98). An aspiring singer and song writer, he produced a CD single that was released during the 1999 season entitled 'Roll With Me'. Performed the song which was built around a theme of football related issues during Super Bowl XXXIV week in Atlanta. In the 1998 off-season, recorded his first album called, "Favor", in Dallas consisting of inspirational songs from soft ballads to jazz to rap songs with close friend Ashley Ambrose, among others. Cut a rap song that was sold at stores as a "NFL Jams" CD and featured on MTV three years ago. He and NFL player Scott Galbreath performed the song live at the Super Bowl festivities in New Orleans. Named to Mr. Blackwell's annual best dressed list, joining such sports stars as Michael Jordan, Evander Holyfield, Tiger Woods and Pat Riley in 1997. Community-minded athlete who formed the Ray Buchanan Foundation with the offspring of 'Big Play Ray of Hope'. Traded his cleats for ice skates to host a Christmas ice skating party for 30 underprivileged children in Atlanta under that umbrella. Besides spending time with the kids, he also gave each one a personalized Christmas present. Donated \$200 for each interception in 1997 to raise money for children's charities. His "Big Play For Kidzz" program provided an Easter egg hunt for underprivileged kids in Indianapolis. Raymond Louis was a four year letterwinner in football as a safety and running back at Proviso East High School in his birthplace of Chicago, IL. He was recruited by Louisville as a wide receiver/running back before being moved to cornerback as a sophomore and then to safety for his final two years. He returned to play cornerback in the East-West, Blue-Gray, and Hula Bowl all-star games but was still drafted by the Colts with the intention of playing him at safety. The Ray Buchanan Football Camp benefits the Wish Foundation and Boys & Girls Club but is not all about football because they have a strong stay in school and away from drugs message. He also volunteers his time for other NFL camps which also stress similar messages such as Marshall Faulk's and Rod Woodson's. Ray followed his brother, Richard, who was the first Buchanan to play in college (wide receiver at Northwestern (from 1987-90.)



### Buchanan's Career Statistics

Year	Team	GP/GS	Tckls	INT's	Yds	LG	TD	PD	FF	FR	Sacks
1993	Ind	16/5	65	4	45	28	0	9	0	0	0.0
1994	Ind	16/16	137	8	221	90t	3	19	0	1	1.0
1995	Ind	16/16	105	2	60	60	0	18	0	1	1.0
1996	Ind	13/13	71	2	32	32	0	5	1	0	0.5
1997	Atl	16/16	65	5	49	31	0	15	1	0	0.0
1998	Atl	16/16	76	7	102	34	0	18	1	0	0.0
1999	Atl	16/16	87	4	81	52t	1	12	0	0	1.0
<b>Totals</b>		<b>109/98</b>	<b>606</b>	<b>32</b>	<b>590</b>	<b>90t</b>	<b>4</b>	<b>96</b>	<b>3</b>	<b>2</b>	<b>3.5</b>

#### Punt Returns

Year	No.	Yds	Avg.	LG
1993	0	0	0.0	0
1994	0	0	0.0	0
1995	16	113	7.1	17
1996	12	201	16.8	82
1997	0	0	0.0	0
1998	1	4	4.0	4
1999	0	0	0.0	0
<b>Totals</b>	<b>29</b>	<b>318</b>	<b>11.0</b>	<b>82</b>

#### Kickoff Returns

TD	No.	Yds	Avg.	LG
0	0	0	0.0	0
0	0	0	0.0	0
0	1	22	22.0	22
0	1	20	20.0	20
0	0	0	0.0	0
0	0	0	0.0	0
0	0	0	0.0	0
<b>0</b>	<b>2</b>	<b>42</b>	<b>21.0</b>	<b>42</b>

### Buchanan's Postseason Statistics

Year	Team	GP/GS	Tckls	INT's	Yds	LG	TD	PD	FF	FR	Sacks
1995	Ind	3/3	18	0	0	0	0	3	0	0	0.0
1996	Ind	1/1	7	0	0	0	0	0	0	0	0.0
1998	Atl	3/3	12	0	0	0	0	6	0	0	0.0
<b>Totals</b>		<b>7/7</b>	<b>37</b>	<b>0</b>	<b>0</b>	<b>0</b>	<b>0</b>	<b>9</b>	<b>0</b>	<b>0</b>	<b>0.0</b>

#### Punt Returns

Year	No.	Yds	Avg.	LG
1996	5	67	13.4	46
1996	1	4	4.0	4
1998	0	0	0.0	0
1999	0	0	0.0	0
<b>Totals</b>	<b>6</b>	<b>71</b>	<b>11.8</b>	<b>50</b>

#### Kickoff Returns

TD	No.	Yds	Avg.	LG
0	0	0	0.0	0
0	0	0	0.0	0
0	0	0	0.0	0
0	0	0	0.0	0
<b>0</b>	<b>0</b>	<b>0</b>	<b>0.0</b>	<b>0</b>

### Buchanan's Best Games

Interceptions	INT Yards	Long INT's	INT TD's
2 vs. N.O. (12-5-99) 2 @ S.D. (12-7-97) 2 @ N.E. (12-11-94) 1 (26 times) Last Time @ N.O. (10-10-99)	113 @ N.E. (12-11-94) 60 @ N.O. (11-12-95) 52 vs. N.O. (12-5-99) 37 @ Sea (12-4-94)	90t @ N.E. (12-11-94) 60 @ N.O. (11-12-95) 52t vs. N.O. (12-5-99) 37t @ Sea (12-4-94)	1 vs. N.O. (12-5-99) 1 @ N.E. (12-11-94) 1 @ Sea (12-4-94) 1 @ Mia (11-6-94)
Tackles	Sacks	Passes Defensed	Fumble Recoveries
16 @ Pitt (9-18-94) 14 vs. Phil (12-19-93) 12 vs. Buff (12-24-94) 11 (Twice)	1 vs. Car (10-31-99) 1 @ N.E. (11-19-95) 1 @ Sea (12-4-94) 0.5 @ Jets (9-8-96)	3 vs. Car (10-31-99) 3 vs. N.O. (10-18-98) 3 @ Ariz (12-21-97) 3 @ StL (11-16-97) 3 @ Car (9-7-97) 3 @ Car (12-3-95)	1 vs. Cin (9-3-95) 1 @ Sea (12-4-94)
Punt Returns	Punt Returns-Yds.	Kickoff Returns	Kickoff Returns-Yds
5 @ Miami (11-10-96) 5 @ S.D. (11-3-96) 4 @ N.E. (11-19-95)	141 vs. S.D. (11-3-96) 40 @ Miami (11-10-96) 38 vs. Z.E. (12-23-95)	1 vs. N.Y.J. (11-17-96) 1 vs. Miami (11-29-95)	22 vs. Miami (11-29-95) 20 vs. N.Y.J. (11-17-96)

		<p style="text-align: center;"><b>MARCUS BUCKLEY</b>  <b>LINEBACKER • 6-3 • 240</b>  <b>8th Season • Texas A&amp;M</b>  <b>Born 2-3-71 • Fort Worth, TX</b>  <b>Acq: UFA- '00</b></p>
---	--	---

**Transactions:** Originally a third round (66th pick overall) draft choice by the Giants in 1993. Waived by New York on February 10, 2000. Signed as a free agent by Atlanta on March 8, 2000.

**NFL:** Signed to provide veteran depth at linebacker. Following the season-ending neck injury to LB Corey Miller in training camp, was pushed into the starting lineup at strongside linebacker during the 1998 season...Started the 1997 season as the nickel linebacker before being replaced by Scott Galyon...After being a spot starter during his first two seasons, Buckley replaced Miller in the starting lineup at strongside linebacker for five games in 1995 before handing the job back to Miller...Fine special teams player throughout his NFL career.

**1999:** Saw action in 12 games, missing four with a lower leg injury...Finished with 10 tackles (four solos) and was fifth on the team with six special teams tackles...Used as a nickel linebacker before suffering lower leg injury...Performed as a nickel backer and also subbed for starting strongside linebacker Ryan Phillips and recorded one tackle at Arizona (10/10)...Finished with two tackles and one special teams stop vs. New Orleans (10/24). Combined with DE Cedric Jones to stop RB Ricky Williams for no gain in first quarter...Recorded season-high three tackles and one special teams stop vs. Indianapolis (11/14)...Registered a solo stop and another special teams tackle at Washington (11/21) but had to leave the game in the fourth quarter with a lower leg injury...Placed on inactive list for next four games...Returned to action vs. Minnesota (12/26) but finished the rest of the season on special teams.

**1998:** Took over at strongside linebacker following the season-ending neck injury to Corey Miller in training camp...Started 12 of the 14 games that he played and finished with 46 total tackles (34 solos), 1.5 sacks, one pass defended, one fumble recovery and one interception...Also added six special teams tackles...Missed two games due to a hip injury that he suffered in the season-opener vs. Washington (9-6). Dressed but did not play vs. Dallas (9-21) and at San Diego (9-27) and was replaced in the starting lineup in those games by LB Ryan Phillips...In the season-opener against the Redskins made the call at the line of scrimmage that had DE Michael Strahan follow TE Jamie Asher across the field when Strahan picked off a QB Gus Frerotte pass and returned it 24 yards for a touchdown and a 24-10 Giants lead. As the strongside linebacker, it was Buckley's responsibility to tell Strahan what to do on the play. Was forced to leave the game in the fourth quarter with a hip pointer and was replaced by Phillips...Started at Oakland (9-13) the following week despite missing some practice time. Helped set up the Giants game-tying field goal in the third quarter when he recovered a RB Jon Ritchie fumble at the Raiders 15-yard line that was caused by DT Robert Harris...Returned to action at Tampa Bay (10-4) after missing the Cowboys (9-21) and the Chargers (9-27). Saw significant action at strongside linebacker against the Buccaneers but did not start the game. Moved to weakside linebacker for a series in the fourth quarter when Jessie Armstead was out with leg cramps. Put the Giants offense in prime scoring position in the second quarter when he intercepted Buccaneers QB Trent Dilfer to give the Giants a first down at the Tampa Bay 40-yard line. The Giants offense failed to move the ball and had to punt back to the Buccaneers...Returned to the starting lineup vs. Atlanta (10-11)...Was not in the starting lineup vs. Arizona (10-18) as the Giants began the game in the nickel defense. Recorded his first NFL sack when he dropped QB Jake Plummer for a six-yard loss in the first quarter...Combined with Harris on a nine-yard sack of Redskins QB Trent Green in the fourth quarter at Washington (11-1)...Late in

to prevent the Broncos from running out the clock to preserve their 16-13 lead and allow the Giants to get the ball back to set up the game-winning play. On second-and-one from Denver 38-yard line, Armstead broke through the line of scrimmage and tackled RB Terrell Davis for a two-yard loss. Buckley stopped FB Howard Griffith for a loss of five yards on the next play to force the Broncos to punt the ball back to the Giants.

**1997:** Finished the season with 13 total tackles (8 solos), four special teams tackles, one fumble recovery and one pass defended...Played in 12 games with three starts...Started vs. Baltimore (9-14) when the Giants opened the game in the nickel defense to help combat the strong Ravens passing game...Replaced Corey Miller at strongside linebacker when Miller left in the second quarter at Tennessee (11-9) with a sprained ankle...Started vs. Arizona (11-16) and at Washington (11-23) in place of the injured Miller...Began the season as the Giants middle linebacker in nickel situations but was replaced by Scott Galyon following the Ravens game...Was inactive in the season-opener vs. Philadelphia due to a hip flexor injury...Returned to work the following week at Jacksonville (9-7) and was used in nickel situations. Filled in at weakside linebacker for Jessie Armstead late in the game against the Jaguars when Armstead left with heat cramps. Recovered a QB Steve Matthews fumble at the Jaguars 27-yard line that was caused on a three-yard sack by DT Keith Hamilton. Two plays later, the Giants took the early lead on a four-yard touchdown run by RB Tiki Barber...Was forced to leave the game at St. Louis (9-21) in the first quarter due to the hip flexor injury and was inactive vs. Dallas (10-5) and at Arizona (10-12)...Returned to action at Detroit (10-19) but playing time was limited to special teams...Saw limited action in a special nickel defensive package at Philadelphia (12-7)...Filled in for Miller at strongside linebacker after Miller left with an ankle sprain in the second quarter at Arizona (11-17)...Played the entire secondhalf at Dallas (12-21)

**1996:** Had 22 tackles (12 solos), four special teams tackles and broke up two passes in 15 games. Started vs. Dallas (11-24) and at Philadelphia (12-1) in place of the injured Corey Miller (ankle)...Forced out of the New Orleans game (12-15) in the second half with back spasms and was unavailable for the season-finale vs. New England (12-21)...Tipped a QB Boomer Esiason pass that was intercepted by Jesse Campbell in the fourth quarter vs. Arizona (11-3) to put the Giants in position for a Brad Daluiso field goal.

**1995:** Played in all 16 games and replaced Corey Miller in the starting lineup at strongside linebacker in five games...Ended the season with 20 tackles, a forced fumble, a fumble recovery, a pass defended and four special teams tackles...Was slated for his first starting assignment of the season vs. Philadelphia (10-15), but did not start because the Giants opened with the nickel defense. Played virtually the entire game and finished with three tackles. Recovered a Randall Cunningham fumble at the Giants 12-yard line to end an Eagle scoring threat...Made his first start at strongside linebacker since being named the starter at Washington (10-29)...Stint as a starter ended when Miller returned to the lineup at Arizona (11-30).

**1994:** Played in all 16 games with one start vs. Pittsburgh (10-23) for the injured Corey Miller (knee) at strongside linebacker... Finished tied for third on the team with nine special teams tackles...Also forced a fumble on the punt team at New Orleans (10-2)...Recorded 15 defensive tackles and one pass defended on the year...Named Giants Special Teams MVP for leading team with three tackles vs. Philadelphia (9-4).

**1993:** Played in all 16 games of his rookie season, primarily on special teams and in the nickel defense...Started at ILB at New Orleans (12-20) and at Phoenix (12-26) for injured Michael Brooks (foot)...Finished third on team with seven special teams tackles...Also recorded 11 tackles on defense.

**College:** Ranks fifth in Texas A&M record book with 29 career quarterback sacks. All-time school leader with 10 fumble recoveries, breaking old mark of nine by Jacob Green. As a senior, was named first team consensus All-America by every major media outlet. Consensus All-Southwest Conference first team selection and the SWC's Defensive Player of the Year. Semifinalist for the Dick Butkus Award, given to the nation's top linebacker. In 1992 finished third on the team with 70 tackles and led the Aggies with 12 sacks and 21 tackles for 128 yards in losses. In '92 season-opener against Stanford, made three tackles, two quarterback sacks, a QB pressure, a fumble recovery and a forced fumble.

**Personal:** Single. Three-time All-District choice at Eastern Hills HS in Fort Worth, Texas. Kinesiology major with an emphasis in Sports Management at A&M. Born Marcus Wayne Buckley on February 3, 1971. An active speaker at his high school in Fort Worth, TX. Would like to return there to teach and coach when his football career is over.



Buckley's Career Statistics									
Year	Team	GP/GS	Tckls	Solo	Sacks	INT	FF	FR	SPTM
1993	NYG	16/2	11	9	0.0	0	0	0	7
1994	NYG	16/1	15	11	0.0	0	0	0	9
1995	NYG	16/5	20	14	0.0	0	1	1	4
1996	NYG	15/2	22	12	0.0	0	0	0	4
1997	NYG	12/3	13	8	0.0	0	0	1	4
1998	NYG	14/12	46	34	1.5	1	0	1	6
1999	NYG	12/0	10	4	0.0	0	0	0	6
<b>Totals:</b>		<b>101/25</b>	<b>137</b>	<b>92</b>	<b>1.5</b>	<b>1</b>	<b>1</b>	<b>3</b>	<b>40</b>

Buckley's Postseason Statistics								
Year	Team	GP/GS	Tackles	Solos	Sacks	PR	FF	FR
1993	NYG	2/0	1	1	0.0	0	0	0
1997	NYG	1/0	0	0	0.0	0	0	0
<b>Totals</b>		<b>3/0</b>	<b>1</b>	<b>1</b>	<b>0.0</b>	<b>0</b>	<b>0</b>	<b>0</b>

Buckley's Best Games			
Tackles	Sacks	QB Pressures	Recovered Fumbles
12 vs. Phil (9-13-98)	2 @ N.E. (11-8-98)	5 @ StL (11-29-98)	2 @ Det (8-31-97)
12 @ Jacks (12-22-96)	2 @ N.Y.J. (10-15-98)	5 @ Sea (11-30-97)	1 vs. N.O. (10-18-98)
10 @ Giants (10-11-98)	2 vs. Car (9-7-97)	4 @ Giants (10-11-98)	1 vs. Car (10-4-98)
10 vs. Ari (1-2-94)	2 @ Det (8-31-97)	4 vs. Car (9-7-97)	1 vs. Car (9-7-97)
9 @ S.F. (9-27-98)	1.5 @ Giants (10-11-98)	4 vs. N.O. (12-10-95)	1 vs. Car (9-3-95)



**Transactions:** Originally a fourth round (97th pick overall) draft choice by Pittsburgh in 1990. Signed by the Giants as a Plan B free agent from Pittsburgh on March 31, 1992. Waived by the Giants on February 17, 1999. Signed by Atlanta as a free agent on March 3, 1999.

**NFL:** Suffered through an injury plagued first season in Atlanta...Will look to regain the form that made him an impact player with the Giants...Established a Giants record by closing the 1998 season with a pass reception in 47 straight games. The old mark was set by former Giants RB David Meggett (1989-93). Streak was ended at 55 games in 1999... Finished third on the Giants all-time receiving list with 334 receptions, behind Frank Gifford (367) and Joe Morrison (395)...In 1998, Calloway led the Giants in receiving for the fourth straight season to become the first Giants player to lead in that category for four straight seasons since Gifford led the team in receiving five consecutive seasons (1955-59)...Spent first two years of career with the Pittsburgh Steelers as a backup at wide receiver and special teams performer...Served as a game captain in 1997 and 1998 in New York.

**1999:** Played in 11 games with six starts in his first season in Atlanta...Caught 22 passes for 314 yards with one touchdown...First start as a Falcon produced a team-high five receptions for 84 yards and one touchdown vs. Minnesota (9/12). Put Atlanta on the board for the first time by hauling in a 23-yard touchdown from Chris Chandler with :43 remaining in half to cut the Minnesota lead to 17-7. All five of his catches resulted in first downs. Named offensive player of the game by coaches...Caught three passes for 52 yards at Dallas (9/20) but dropped a potential touchdown at Dallas 10-yard line on a flea flicker on first play of the game. Served as game captain...Managed three receptions for 53 yards vs. Baltimore (10/3)...Starting streak of 44 consecutive games was snapped at Pittsburgh (10/25) when he was replaced by Tim Dwight. It was his first missed starting assignment since at Carolina on November 10, 1996...Named as a Sunday deactivation vs. Jacksonville (11/7), which stopped consecutive playing streak at 120 games. It marked his first missed game since 1991 season as a member of the Pittsburgh Steelers (knee injury last four games)...Played but did not catch a pass at San Francisco (12/12) which halted a streak of 57 straight games with at least one reception. It was the first time since the 1996 opener against Buffalo (9/1) that he did not catch a pass in a game...Placed on the club's inactive list for final three games at Tennessee (12/19), vs. Arizona (12/26) and vs. San Francisco (1/3/00) with a groin injury.

**1998:** Started all 16 games and led the Giants in receiving for the fourth straight season with 62 receptions for 812 yards and six touchdowns. The 62 receptions established a career-high, besting the 58 catches he had in 1997. His 812 receiving yards were 37 short of the 849 he had in 1997. The 62 receptions are the most by a Giants player since Lionel Manuel had 65 receptions in 1988 and rank sixth on the Giants all-time single-season reception list. He is the first Giants player to lead the team in receiving for four straight seasons since Frank Gifford led the team in receiving five straight seasons (1955-59)...After the Giants drove to the Redskins five-yard line in the season-opener vs. Washington (9/6) with :32 left to play in the first half, Calloway worked Redskins CB Cris Dishman to the outside and then cut to the inside to put himself in position to catch a five-yard touchdown pass from QB Danny Kanell to tie the game, 10-10, at the half...Caught a 20-yard touchdown pass from Kanell at Oakland (9/13) in the third quarter to lift the Giants to a 14-10 lead. On the play, Kanell threw the ball to the backside of Raiders CB Eric Allen and Calloway made a move to catch the ball in the end zone for the score...Led the team with six receptions for 94 yards,

including a 25-yard touchdown pass from Kanell, at San Diego (9/27). Against the Chargers, Calloway helped keep two Giants scoring drives alive with two big third down receptions. He converted a third-and-five from the San Diego 33-yard line with a five-yard reception from Kanell during the Giants first touchdown drive. Then, he converted a third-and-ten situation during the Giants second touchdown drive with a 17-yard grab that gave the Giants a first down at the Chargers 30-yard line. Cut inside then out, and back in again to turn San Diego CB Terrance Shaw around and free himself for a 25-yard touchdown pass from Kanell in the first quarter to push the Giants ahead, 14-0. Awarded an Offensive Game Ball by the coaching staff for his performance against the Chargers...Caught six passes for 97 yards, including a 19-yard touchdown pass in the third quarter vs. Arizona (10/18). Caught a 14-yard pass and a 19-yard pass from Kanell during the Giants first touchdown drive. Culminated the Giants nine-play, 80-yard drive in the third quarter with a 19-yard touchdown reception that put the Giants in front, 27-7. Cut through two Arizona defenders to get in position for the reception...The Giants missed a key scoring opportunity at Dallas (11/8) in the third quarter when Calloway lost a costly fumble after a 23-yard pass from Kanell that would have given the Giants a first down at the Cowboys 35-yard line...Finished with five receptions for 99 yards vs. Denver (12/13). Caught a 16-yard pass from QB Kent Graham on third-and-13 for a Giants first down during their second quarter touchdown drive that gave them a 10-6 halftime advantage. Caught a 15-yard pass from Graham during the Giants game-winning scoring drive in the fourth quarter...Had the first two-touchdown day of his career in the season-finale at Philadelphia (12/27). Helped the Giants overcome a 10-6 deficit when he connected with Graham on two second half touchdown passes to lift the Giants to a 20-10 victory. Was in position to catch a pass that deflected off WR Ike Hilliard's hands for a five-yard touchdown pass at the end of the third quarter. Caught an 18-yard touchdown pass from Graham in the fourth quarter to seal the Giants victory. Ran a slant-and-go pattern and the Eagles defender bit on the slant.

**1997:** Closed out the 1997 regular season with 58 receptions for 849 yards and eight touchdowns. The receiving yards and touchdowns are personal single-season high marks. His previous bests were 796 yards in 1995 and four touchdowns in 1996. The eight touchdown receptions are the most by a Giants player since TE Mark Bavaro had eight in 1987...Calloway led the Giants in receptions and yards for the third consecutive season. He is the first wide receiver to lead the Giants for three straight seasons since Del Shofner led the team from 1961-63. TE Bob Tucker is the last Giants player to lead the team in receiving for three straight years, finishing first from 1971-73...Capped a perfectly executed two-minute drill at the end of the first half in the season-opener vs. Philadelphia (8/31) with a leaping one-handed grasp in the left corner of the end zone on a nine-yard pass from QB Dave Brown. The touchdown gave the Giants a 14-3 halftime lead...At Jacksonville (9/7), the Giants narrowed the Jaguars lead to 20-13 with their only extensive drive of the day, a 72-yard drive that resulted in an eight-yard touchdown pass from Brown to Calloway...Led the team with four receptions for 63 yards vs. New Orleans (9/28), including a 14-yard touchdown pass from Brown that put the Giants in front 14-3 in the second quarter...Drew two pass interference penalties on CB Kevin Smith vs. Dallas (10/5) to help aid Giants scoring drives. On the Giants first drive in the third quarter, Smith was penalized 33 yards for pass interference, giving the Giants a first down at the Dallas seven-yard line where PK Brad Daluiso kicked a 22-yard field goal. In the fourth quarter, QB Danny Kanell attempted a long pass down the sideline to Calloway. Smith was penalized 26 yards for pass interference, setting up a Giants three-yard touchdown run by FB Charles Way...Put a move on Pro Bowl CB Aeneas Williams at Arizona (10-12) and broke free down the left side line where Kanell completed a pass for a 47-yard gain to the Arizona 10-yard line. Two plays later, Kanell completed an eight-yard touchdown pass to WR David Patten...Recorded his third 100-yard receiving game after finishing with five receptions for 145 yards at Detroit (10/19). The 145 yards is his single-game high mark, surpassing the 108 yards he had on 10/20/96 at Washington. The 100-yard performance was the Giants first since 10-20-96 when Calloway finished with 108 yards and WR Thomas Lewis finished with 125. It ended a Giants streak without a 100-yard receiver at 16 games, the longest in the NFL at the time. The 145 yards receiving is the Giants highest receiving total since TE Mark Bavaro had 148 yards receiving on 10/10/88 at Philadelphia. In overtime, Calloway made the call on the coin toss to give the Giants the ball. He ran a perfect out-and-up pattern down the right sideline for a 68-

yard touchdown reception from Kanell on the third play in overtime to lift the Giants to a 26-20 victory. The 68-yard touchdown pass is the longest pass reception of Calloway's career, surpassing a 51-yard touchdown pass from Brown vs. Philadelphia 9/4/94. The 68-yard touchdown pass is the Giants longest offensive play since QB Phil Simms connected with WR Stephen Baker for an 80-yard touchdown pass at Washington 10/14/90. Helped set up the Giants first touchdown after Kanell's pass intended for TE Aaron Pierce was intercepted by Lions S Van Malone at the Detroit 21-yard line. Calloway stripped Malone of the ball during the return and Way recovered for the Giants. A roughing the passer penalty against Detroit during the play gave the Giants a first down at the eight-yard line, setting up Kanell's two-yard touchdown pass for a 7-0 Giants lead. Awarded a Game Ball by the coaching staff and was named NFC Offensive Player of the Week by the NFL for his performance against the Lions... Drew two pass interference penalties against the Bengals to aid in Giants scoring drives vs. Cincinnati (10/26). Bengals CB Ashley Ambrose was penalized nine yards for a pass interference charge, giving the Giants a first down at the Bengals 15-yard line during the Giant opening field goal drive. Drew Bengals CB Tito Paul into a pass interference call in the third quarter, resulting in a Giants first down at the Bengals three-yard line to set up a one-yard touchdown run by Way. Recovered the Bengals onside kick attempt at the end of the game to secure the Giants a come-from-behind 29-27 victory... Picked up the blitz and made a key block that allowed Kanell enough time in the pocket to complete a 56-yard touchdown pass to WR Amani Toomer at the end of the second quarter to give the Giants a 10-0 lead vs. Arizona (11/16)... Set up the Giants only touchdown at Washington (11/23) by drawing a 20-yard pass interference penalty against CB Darrell Green to give the Giants a first down at the Redskins six-yard line. One play later, Calloway scored on a four-yard touchdown pass from Kanell... In the Wild Card game vs. Minnesota (12/27), the Vikings onside kick attempt with 1:30 left to play bounced off Calloway and into the hands of Vikings WR Chris Walsh. The Vikings took over and drove to the Giants five-yard line for the game-winning field goal.

**1996:** Led the team for the second consecutive season in receiving. Tied for the team-lead (with Thomas Lewis) with 53 receptions. Led the team with 739 yards receiving. The last Giants receiver to lead the team for two consecutive seasons was Mark Bavaro in 1986-87. Also had one rush for two yards. Tied with Lewis for team-lead with four touchdowns... Had streak of 41 consecutive games with at least one reception come to an end in season-opener vs. Buffalo (9/1). Marked the first time since 10/31/94 vs. Jets that he did not catch a pass... Led the team with five receptions for 72 yards vs. Washington (9/15). Four of his five receptions resulted in Giants first downs... Scored his first touchdown of the season at Jets (9/22) when he capped an 11-play, 80-yard drive with a 17-yard scoring play... Had a career-day at Washington (10/20) with nine receptions for 108 yards. It marked his second 100-yard receiving performance. Six of his nine receptions went for greater than 10 yards. Was named Offensive Player of the Game by the coaching staff... Caught four passes for 92 yards, including a 24-yard touchdown pass from Tyrone Wheatley on the halfback option to give the Giants the lead in the second quarter at Detroit (10/27)... Led the team with seven receptions for 95 yards, including a 13-yard touchdown pass from Dave Brown to cap the Giants first scoring drive at Carolina (11/10). Did not start against the Panthers as the Giants began the game with Brian Saxton at H-back... Led the team with six receptions for 95 yards at Arizona (11/17).

**1995:** Played in all 16 games with 15 starts as he led the team with 56 receptions for 796 yards and scored three touchdowns... Extended his streak to 41 consecutive games with at least one reception. Giants team record is 46 consecutive games, held by former RB David Meggett... After missing most of the preseason with a hamstring injury, had his first 100-yard receiving day (5-100) at Kansas City (9/10). Previous best was 93 yards vs. Pittsburgh on 10/23/94. Capped a 75-yard game-opening drive with a 26-yard touchdown pass from Dave Brown to put the Giants in front of the Chiefs, 7-0... Had a big day receiving, finishing with five receptions for 95 yards that included a 38-yard catch-and-run for a touchdown from Brown vs. New Orleans (9/24). Head coach Dan Reeves credited Calloway with doing an outstanding job blocking downfield against the Saints as the Giants gained 218 yards rushing... Did not start due to the Giants opening with the double tight ends and H-back at San Francisco (10/1)... Ran a stop-and-go pattern and broke free for a 49-yard pass reception from Brown to give the Giants the ball inside the 10-yard line on the game-tying touchdown

drive vs. Arizona (10/8)...Had a season-high seven receptions for 71 yards at Arizona (11/30)...Calloway ran a post pattern and was the recipient of a 40-yard touchdown pass from Brown with 1:18 left in regulation to give the Giants a 20-13 victory vs. Washington (12/10).

**1994:** Played in 16 games with 14 starts in his first season as a full-time starter...Finished with 43 receptions for 666 yards...Also scored two TDs receiving on the year...Carried the ball eight times for 77 yards...Caught a 51-yard TD reception from Dave Brown vs. Philadelphia (9/4)...Named Giants Offensive MVP and earned a game ball for his three receptions for 74 yards vs. Philadelphia (9/4)...His 93 yards receiving vs. Pittsburgh (10-23) was a personal single-game high...Caught a 26-yard pass from Dave Brown on third-and-15 at Cleveland (12/4) to keep Giants game-winning drive alive.

**1993:** Had 35 receptions (third on team) for 513 yards (second on team) and three TDs...Started last nine games of the season for Mike Sherrard (hip)...In first start of the season, his second as a Giant, had 87 yards receiving at Dallas (11/7)...Was used as team's third receiver through first seven weeks...Also returned six kickoffs for 89 yards.

**1992:** Caught 27 passes (tied for fourth on team) for 335 yards and a touchdown...Finished strong by catching eight passes for 110 yards and one touchdown in final two games of season...Caught four balls for 54 yards and one TD in game 15 vs. Kansas City (12/19)...Closed out season with four receptions for 56 yards at Philadelphia (12/27)...Started first game as a Giant in game 14 at Phoenix (12-12)...Responded with three receptions for 33 yards.

**1991:** Caught 15 passes for 254 yards and one TD for the Steelers...Played in first 12 games of the season before spending final four games of year on injured reserve with injured right knee...Had four receptions vs. Washington (11/17) and 71 yards receiving at Indianapolis (10/6).

**1990:** Playing mostly as the third receiver in passing situations, finishing his rookie season with 10 receptions for 124 yards and one TD...Scored first NFL TD on a 20-yard pass from Bobby Brister vs. Cleveland (12/23).

**College:** Finished collegiate career with 54 receptions for 793 yards and eight TDs. Honorable mention All-Big Ten as a senior after catching 29 passes for 392 yards and three TDs. Tied for second on the team as a junior with 18 catches for 272 yards and four TDs. Started five games as a sophomore.

**Personal:** Single. Graduated from Michigan with a degree in Communications and Film. Caught 51 passes for 852 yards and eight TDs during scholastic career at Mt. Carmel HS in Chicago where he was All-City in football and as a guard in basketball. Spent the 1998 offseason as a production assistant for MTV Live. An avid Chicago Bulls fan whose favorite offseason activity is playing basketball. Nicknamed "Cab" by his college teammates after legendary musician Cab Calloway. Christopher Fitzpatrick Calloway was born March 29, 1968 in Chicago, Illinois.



### Calloway's Career Statistics

Year	Team	GP/GS	Rec.	Yards	Avg.	Long	TD
1990	Pit	16/2	10	124	12.4	20t	1
1991	Pit	12/0	15	254	16.9	33t	1
1992	NYG	16/1	27	335	12.4	28	1
1993	NYG	16/9	35	513	14.7	47	3
1994	NYG	16/14	43	666	15.5	51t	2
1995	NYG	16/15	56	796	14.2	49	3
1996	NYG	16/15	53	739	13.9	36	4
1997	NYG	16/16	58	849	14.6	68t	8
1998	NYG	16/16	62	812	13.1	36	6
1999	Atl	11/6	22	314	14.3	33	1
<b>Totals:</b>		<b>151/94</b>	<b>381</b>	<b>5,402</b>	<b>14.2</b>	<b>68t</b>	<b>30</b>

### Calloway's Postseason Statistics

Year	Team	GP/GS	Rec.	Yards	Avg.	Long	TD
1993	NYG	2/2	4	54	13.5	18	0
1997	NYG	1/1	6	53	8.8	21	0
<b>Totals:</b>		<b>3/3</b>	<b>10</b>	<b>107</b>	<b>10.7</b>	<b>21</b>	<b>0</b>

### Calloway's Best Games

Receptions	Yards	Long	TD's
9 @ Wash (10-20-96)	145 @ Det (10-19-97)	68t @ Det (10-19-97)	1 (24 times) Last Time vs. Minn (9-12-99)





## MARTY CARTER

SAFETY • 6-1 • 210

10th Season • Midd. Tenn. St.

Born 12-17-69 • LaGrange, Ga

Acq: UFA - Chic (3-12-99)

**Transactions:** Originally an eighth round (207th pick overall) draft choice by Tampa Bay in 1991. Signed by Chicago as an unrestricted free agent from Tampa Bay on March 3, 1995. Signed by Atlanta as an unrestricted free agent from Chicago on March 12, 1999.

**NFL:** Despite missing five games still managed his fifth consecutive 100-tackle season...Rugged, aggressive tackler who has totaled 746 tackles over the last five seasons for an average of 150 per season..Averaged almost 10 tackles per game in 1999 before being lost for season with a sprained knee...Led the Bears in tackles in three of his four seasons ('95-'96, '98) ...Posted 403 tackles in four years with the Bucs...Reliable starter in 129 out of 136 games played in career.

**1999:** Started and played in 11 games before spraining his right MCL in second quarter at Carolina (11/28) and was lost for season...(Placed on injured reserve and did not require surgery)...Leading the team in tackles at the time of the injury with 109 and would have projected out to a team-best 158 tackles in 16 games, which would have been in his third best season ever...Paced the team in tackles in eight out of his 11 games...Recovered one fumble on defense and special teams, picked off a pass and amassed six passes defended...Totaled 10 tackles in season opener against Minnesota (9/12) and recovered a blocked 26-yard field goal attempt by Shane Dronett in first quarter. Penalized (24 yards) for pass interference against WR Randy Moss in end zone to give Minnesota first and goal at the one. RB Leroy Hoard scored one play later to hand Minnesota a 17-7 halftime lead...Collected a season and team-high 15 tackles at St. Louis (9/26)...Led the team in tackles in four straight games, beginning with 12 tackles vs. Baltimore (10/3) and 11 stops at New Orleans (10/10). Combined with Ray Buchanan to dump RB Ricky Williams for a four-yard loss on 1st and goal at Atlanta one-yard line and New Orleans would miss a short field goal...Continued team-leading streak with 12 tackles vs. St. Louis (10/17) and nine stops at Pittsburgh (10/25). Recovered a RB Jerome Bettis fumble at Pittsburgh 17 to give Atlanta new life at 13-7 with 3:39 left...Picked off his first pass of the season against Carolina (10/31) and added six tackles...Was atop the club's defensive charts with 10 tackles vs. Jacksonville (11/7) and 12 at Tampa Bay (11/21)...At Carolina (11/28), made two tackles and a QB pressure before leaving the game with a sprained right knee in second quarter attempting to make a tackle in backfield...Placed on injured reserve on November 30th for the season.

**1998:** Led Bears defense with 159 tackles (3rd highest career total) with 101 solos...Added a pair of fumble recoveries and five passes defended...16-game starter who recorded a personal-best and a team season-high of 18 tackles at Atlanta (11/22)...Paced the defense with 14 tackles, 11 solos, at Tennessee (10/25)...Led the club with 13 tackles vs. Green Bay (12/27), 10 stops at Minnesota (12/6), 10 tackles vs. Detroit (10/4), and 9 tackles at Baltimore (12/20)...Collared 11 tackles and a fumble recovery at Arizona (10/11).

**1997:** Finished second on team in tackles with 142 despite missing almost two full contests...Led team with 81 solo stops...Reached double-digit tackles in nine of 15 games played...Broke up six passes with one forced fumble, one interception and one sack...His streak of 95 consecutive games played and 35 straight starts was halted in Week 4 because of an elbow injury...Registered 14 tackles and a season-best 10 solo stops against Minnesota (9/7)...Recorded 14 tackles, a sack, and a forced fumble at St. Louis (12/14).

**1996:** Broke own club record for most tackles by a safety with a team-high 180 stops...Teams' top tackler in 10 of 16 games with 12 double-digit performances...Finished second on team with three interceptions and third with 14 passes defended...Led team in three straight games at New Orleans (10/13), at Minnesota (10/28), vs. Tampa Bay (11/3) with 11, 15 and 13 tackles, respectively...Set a then-career high with 17 tackles and an interception vs. Detroit (11/24).

**1995:** Established a then Bears record for most tackles by a safety with a team-best 158 stops...Nine double-digit tackle games...Game ball for 15-yard interception and nine tackles at Tampa Bay (9/17)...Grabbed 13 stops at St.L (9/24)...Deflected game-winning field goal attempt at Jacksonville (10/15).

**1994:** Led Tampa Bay's DB's and was second on club with 93 tackles...Player of the Game at San Francisco (10/23) with nine solo stops and a forced fumble...Also caught a 21-yard pass from Dan Stryzinski on fake punt...Totaled 13 stops vs. Chicago (11/6).

**1993:** Started 14 of 16 games (13 at SS, 1 at FS)...Logged most plays of any Buc player (95.6%)...Set club DB record with 130 tackles...Posted 11 tackles, FF, FR, and PD vs. Kansas City (9/5)...Season-high 12 stops vs. Green Bay (10/24)...Preserved win over Bears with a fourth quarter fourth-and-one stop of Tim Worley.

**1992:** Started all 16 games at SS and led TB with 118 tackles...Also led club with four forced fumbles and tied with three interceptions...First career two interception game came vs. Indianapolis (10/4)...Registered 10 solos, two forced fumbles, an 11-yard sack, a tackle for loss, a QB pressure at San Francisco (12/19).

**1991:** Started 11 games at free safety after suffering ankle injury in training camp which forced him from first two games...Second among all DB's with 62 stops...First pro start managed five tackles, an interception vs. Philadelphia (10/6).

**College:** Two-year starter at free safety had 192 tackles, seven interceptions, and five blocked punts in his career.Voted Ohio Valley Conference Defensive Player of the Year as senior with 91 tackles, four interceptions, and three blocked punts.

**Personal:** Single. Three-year starter at Georgia's LaGrange High where current NFLers Walt Harris and Tyrone Poole also played. Tied state record with five interceptions in a playoff game. State wrestling champion as senior after finishing second in junior season.

Carter's Career Statistics									
Year	Team	GP/GS	Tackles	Solo	Int	Yds	FF	FR	PD
1991	TB	14/11	62	41	1	5	1	0	3
1992	TB	16/16	118	78	3	1	4	0	7
1993	TB	16/16	130	94	1	0	1	2	9
1994	TB	16/14	93	74	0	0	1	0	3
1995	Chi	16/16	156	97	2	20	2	1	10
1996	Chi	16/16	180	102	3	34	1	0	14
1997	Chi	15/15	142	81	1	14	1	0	6
1998	Chi	16/16	159	101	0	0	0	2	5
1999	Atl	11/11	109	57	1	3	0	1	6
<b>Totals:</b>		<b>136/129</b>	<b>1,149</b>	<b>725</b>	<b>12</b>	<b>77</b>	<b>11</b>	<b>6</b>	<b>63</b>
Carter's Best Games									
Interceptions		Passes Defensed		Tackles			Solos		
2 vs. Ind (10-4-92)		4 vs. Ind (10-4-92)		18 @ Atl (11-22-98) 17 vs. Det (11-24-96) 15 @ StL (9-26-99) 15 @ Minn (10-28-96)			13 @ Atl (11-22-98) 12 @ Minn (10-28-96) 11 @ Tenn (10-25-98) 10 vs. Minn (9-7-97)		

**JOHNDALE CARTY**  
**Safety • 6-0 • 202**  
**2nd Season • Utah St**  
**Born 8-27-77 • Miami, FL**  
**Acq: D4- '99**

**Transactions:** Originally a fourth round (126th pick overall) draft choice by Atlanta in 1999.

**NFL:** Physical tackler who gained valuable experience in his first season as a capable special teams player...With a year in offseason program will compete for a role in nickel and dime defenses.

**1999:** Performed in 14 games and placed on the inactive list with a hamstring injury for other two contests...Tied with Gerald McBurrows for team-leading 10 special teams tackles...Served as one of the outside 'gunners' on special teams in the season opener against Minnesota (9/12) and delivered a team-best two tackles. Leveled a big hit on returner David Palmer on Atlanta's fist punt in first quarter for a one-yard loss, timing the play perfectly just as Palmer caught the punt...At St. Louis (9/26), posted a team-high two tackles on special teams...Deactivated vs. St. Louis (10/17) and at Pittsburgh (10/25) with a hamstring injury suffered at New Orleans (10/10)...Called for controversial illegal block above the waist on opening kickoff of second half which negated Tim Dwight's 99-yard KOR touchdown vs. Jacksonville (11/7)...Led the special teams units with two tackles at San Francisco (12/12)...Made a spectacular play on a first quarter punt return vs. Arizona (12/26). After initially missing punt returner Mac Cody as first player to hit him, jumped up and chased Cody 15 yards down field to make the tackle.

**College:** Finished career at Utah State fourth on the school's career list with 347 tackles. A Super Sleeper Team selection by the The Sports Network as a senior, he amassed 41 solo tackles out of his 69 total stops from his free safety position. Also intercepted a pass and was credited with four passes defensed. Named an honorable mention All-American by Football News and a All-Big West Conference first teamer as a junior when he ended up second on the team with 110 tackles. Collected 15 tackles against New Mexico and another 14 stops and a blocked punt against Oregon State. Finished his junior season with 17 tackles in the Humanitarian Bowl against Cincinnati. Earned Aggies special teams Player of the Year in 1995 when he blocked a pair of kicks and made 30 tackles.

**Personal:** Single. An All-Dade County selection as a free safety and receiver at Hialeah Lakes High School in Miami, Fla. Recorded 65 tackles with 48 solos with three interceptions, three blocked kicks, and also added 11 catches for 205 yards (18.6) and a touchdown as a senior. A sociology major, he was born in Miami.

Carty's Career Statistics									
Year	Team	GP/GS	Tackles	Solo	Int	Yds	FF	FR	SpTms
1999	Atl	14/0	0	0	0	0	0	0	10
<b>Totals:</b>		<b>14/0</b>	<b>0</b>	<b>0</b>	<b>0</b>	<b>0</b>	<b>0</b>	<b>0</b>	<b>10</b>



## CHRIS CHANDLER

QUARTERBACK • 6-4 • 226

13th Season • Washington

Born 10-12-65 • Everett, WA

Acq: Trade - Hous. (2-24-97)

**Transactions:** Originally a third round (76th pick overall) draft choice by Indianapolis in 1988. Traded by Indianapolis to Tampa Bay for first round pick (DL Steve Emtman) in 1992 draft on August 7, 1990. Waived by Tampa Bay on November 5, 1991. Claimed off waivers by Phoenix on November 6, 1991. Signed by Los Angeles Rams as a free agent on May 6, 1994. Signed by Houston as a free agent March 10, 1995. Traded by Houston to Atlanta for fourth (WR Derrick Mason) and sixth round (traded to New Orleans) picks in 1997 draft on February 24, 1997.

**NFL:** Since coming to Atlanta has established himself as one of the best quarterbacks in league with two consecutive Pro Bowl trips from 1997-98...Enjoyed back-to-back career years in Atlanta in first two seasons with 20 TD passes and 25, respectively...Established new club record by throwing at least one touchdown pass in 27 straight games (before it was snapped at St. Louis on September 26, 1999)...Tossed at least one touchdown pass in all but four of his 40 starts in Atlanta...Has thrown 34 touchdown passes and just three interceptions (all coming in 1999) in the Red Zone as a Falcon...Entered the all-time Top 20 list among NFL passers in 1999 with a career passer rating of 81.1...Five times in his career he has had a passer rating of about the 80.0 mark (93.8 - 1994, 87.8 - 1995, 95.1 - 1997, 97.2 - 1998, 83.5 - 1999)...Went over 20,000 yards passing for career in 1999...Holds a 21-8 record when he starts and doesn't leave a game due to injury as the Falcons starter (7-3 in 1997, 10-1 in 1998, 4-4 in 1999)...Had led the Falcons to a 24-16 record in games in which he has started.

**1999:** Started in 12 games and completed 174 of 307 passes for 2,339 yards with 16 touchdowns and 11 interceptions for a passer rating of 83.5, 7th-highest in NFC and 11th in NFL...Left four games due to injury: vs. Minnesota (9/12) with a strained hamstring, at St. Louis (9/26) with he aggravated hamstring, vs. St. Louis (10/17) with flu-like symptoms, and at San Francisco (12/12) with rib injury...Missed four games due to injury: at Dallas (9/20) with hamstring, vs. Baltimore (10/3) and at New Orleans (10/10) with aggravated hamstring, and at Tennessee (12/19) with rib and shoulder injuries...Started and completed 17 of 30 passes for 258 yards with one touchdown and rushed three times for 21 yards vs. Minnesota (9/12). Named offensive team captain. Strained right hamstring after being sacked at Minnesota 19-yard line with 3:58 remaining and did not return for final offensive play. Moved the Falcons to Minnesota 18-yard line by completing three passes for 52 yards but Morten Andersen missed a 35-yard field goal with 6:22 left in second quarter. With 1:48 remaining in first half, began two minute drill by hitting Chris Calloway for 20 yards to Atlanta 40-yard line. Next pass was a 20-yarder to WR Ronnie Harris to get into Minnesota territory at the 39. Came back to Calloway for 11 yards to Minnesota 28. After one incomplection, hit Calloway for a 23-yard touchdown to put the Falcons in the scoring column for the first time at 17-7. Completed four of five passes for 75 yards in the 5 play, 80-yard drive. Added to his club record with his 27<sup>th</sup> straight game with a TD pass. Engineered another drive covering 61-yards on 10 plays at the end of third quarter by hitting on three of six passes for 31 yards to position birds at one-yard line where FB Bob Christian scored to close the gap to 17-14. Hit TE O.J. Santiago for a 46-yard gain to move the chains to the Minnesota 34-yard line on Falcons last drive of the day with 5:50 left. Drive stalled at 22 when Chandler was sacked by Duane Clemons for a three-yard loss. Re-aggravated right hamstring injury sustained in preseason prior to Tennessee preseason game (8/27). Andersen missed a potential game-tying field goal from 39 yards out...Listed as 3<sup>rd</sup> QB with hamstring injury at Dallas (9/20)...Returned to starting lineup at St. Louis (9/26) after missing Dallas game but did not finish game. Threw a pass into double coverage intended for Terance Mathis but was intercepted by CB Todd Lyght on Falcons' second possession of game at beginning of second quarter. Fumbled snap on third possession on 3-7 at St. Louis 37, but

recovered own fumble. Sacked on 1-10 at Atlanta 20 with 3:34 remaining in first half by Kevin Carter for a loss of four yards and re-aggravated right hamstring injury. Did not return. Finished the day with five completions out of nine attempts for 28 yards with one pick. Club record streak of 27 consecutive games with at least one touchdown pass was snapped... Listed as third quarterback vs. Baltimore (10/3) and at New Orleans (10/10) due to hamstring injury... Started for first time since at St. Louis (9/26) when the Falcons entertained St. Louis (10/17) at the Georgia Dome. Did not finish game because of flu-like symptoms. Completed 10 of 18 passes for 168 yards with one touchdown and one interception. Drove team down the field with 3:13 left in first half by hitting Terance Mathis for a 20-yard gain to St. Louis 27 then connecting on a pass to Chris Calloway for nine yards. Came back to hit Mathis for another nine yards to set-up 1<sup>st</sup> and goal at St. Louis nine with 1:58 left. Next pass was deflected then intercepted by DE Grant Wistrom who returned it 91 yards for a touchdown and a 28-7 halftime advantage. First interception in Red Zone as a Falcon. Left the game after the first series of the second half with flu and did not return to action... Started and finished game for first time in 1999 at Pittsburgh (10/25). Completed 20 of 34 passes for 233 yards with one touchdown and one interception. Sacked seven times in game. Connected with WR Terance Mathis for a five yard touchdown to close the margin to 13-7 with under seven minutes remaining. After a Jerome Bettis fumble, passed 40 yards to Mathis to set-up 1-7 at Pittsburgh seven. Drive stalled at two-yard line. With 1:20 left at Atlanta 36-yard line, found Mathis for a 16-yard gain on first play. Dropped an eight yarder to Bob Christian to Pittsburgh 40 after a three-yard completion to Tim Dwight. Hit Dwight for 27 yards to Pittsburgh five-yard line with :17 left. After spiking ball to stop the clock with :02 remaining, threw incomplete intended for Dwight as time expired on 2-5 at Pittsburgh five-yard line in a tough 13-9 loss... Started and finished his second consecutive game vs. Carolina (10/31). Completed 14 of 21 passes for 201 yards with two touchdowns and no interceptions to lead Falcons to a 27-20 victory. It was his first two touchdown game of season. After Tim Dwight returned a kickoff 40 yards to Atlanta 38 in first quarter, he completed a 10-yard pass to Terance Mathis and then a 14-yarder to Bob Christian for 1-10 at Carolina 49. A defensive holding call gave Atlanta a 1-10 at Carolina 35. Found Dwight for a 35-yard touchdown and a 7-3 lead. Hit Ken Oxendine for 32 yards to Carolina 34-yard line to begin second quarter. Drive led to a Morten Andersen 39-yard field goal. Found Mathis for a 14-yard gain late in third quarter. Followed it up with a 22-yarder to Dwight for a 1-10 at Carolina 34. After three straight Byron Hanspard runs, tossed a four-yard touchdown pass to Dwight for a 27-13 lead at beginning of fourth stanza... Tied a career-high with four touchdown passes (first since 1995 season as member of Houston Oilers) at Carolina (11/28). Completed 24 of 42 for 315 yards with zero interceptions. Marked his fourth 300-yard passing game of career and second as a Falcon. Culminated drive in second quarter with a five-yard touchdown toss to Ken Oxendine to take lead 7-6. Dumped pass off to Bob Christian who rambled in from 12-yards out as Atlanta regained the lead 14-13 with 1:02 left in first half. Completed a 14-yarder to Dwight on first drive of fourth quarter. Found Mathis on consecutive plays for first downs for 7 and 14 yards. Fit in pass to Chris Calloway for 16 yards to set-up 1-10 at Carolina 18. Found Brian Kozlowski for 15-yard touchdown to close the gap to 34-21 with 8:34 remaining. Despite a heavy rush, hit Dwight for 58-yard gain to Carolina 10-yard with under five minutes left. Hit Mathis for an 18-yard touchdown to make it 34-28 on a three play, 73 yard scoring drive. After a Carolina fumble, Atlanta took over on Carolina 20-yard line. Sacked and fumbled ball back to Carolina by Kevin Greene. Atlanta got the ball back with 1:06 remaining but could not muster a potential winning scoring drive... Started and completed 15 of 25 passes for 233 yards with two touchdowns and three interceptions in a 35-12 win over New Orleans (12/5). Added a one-yard rushing touchdown to account for three scores on the day. Named overall MVP along with Ray Buchanan by coaches... Started but did not finish at San Francisco (12/12). Completed just 8 of 18 passes for 95 yards with one interception. Left game in third quarter with rib injury. Also jammed his shoulder earlier in game. Threw only his third interception in Red Zone as a Falcon by forcing in a pass intended for Terance Mathis in end zone in second quarter. Did not throw a touchdown pass for the fourth time as a Falcon... Listed as 3<sup>rd</sup> quarterback due to rib and shoulder injuries at Tennessee (12/19)... Engineered best offensive effort of season as club managed season highs in points (37), total yards (393), time of possession (35:20), and rushing yards (163) vs. Arizona (12/26). Completed a work-man-like 14 of 23 passes for 230 yards with one score and no interceptions against Arizona (12/26)... Started and completed 19 of 37 passes for 306 yards with three touchdowns and no interceptions in season finale vs. S.F. (1/3/00). Second 300-yard passing game of season, third as a member of Falcons, and fifth of his career.

Connected on three scoring passes for the sixth time in career, including a season-long 60-yard touchdown strike to Tim Dwight for a 31-7 lead with 3:49 left in third quarter.

**1998:** Completed 190 of 327 passes, 58.1%, for 3,154 yards in 14 starts...Sixth in NFL in touchdown passes with 25...Fourth in league in passer rating at 100.9...Led NFL and posted the highest average gain per pass in the 1990's with a 9.65 mark...Trigger man for highest scoring team in club history with 442 points, fourth-best in league...Club also set team records for TD's in season with 53 and passing TD's with 28...Established club record with an active streak of 26 consecutive games with at least one touchdown pass.....Named to second straight Pro Bowl (first on original ballot)...Last Falcon QB to play in two straight Pro Bowls was Steve Bartkowski in 1980-81...Named MVP by coaches for completing 17 of 32 passes for 268 yards with two TD's (11, 44) at Carolina (9/6)...Set a new club record by throwing a TD pass in 15th consecutive game at San Francisco (9/27) while completing 16 of 38 passes for 268 yards with two scores (49, 31)...Tossed a pair of TD's (36, 55) and ran for another from one-yard out at Giants (10/11) and completed 14 of 27 passes for 266 yards to win NFC Offensive Player of the Week honors...Completed seven of 10 passes for 129 yards with a 54-yard TD vs. New Orleans (10/18) before leaving game in second quarter with a sprained left shoulder and bruised ribs on a hit by LB Mark Fields...Listed as third QB at Jets (10/25) replaced by Steve DeBerg...Returned to continue club streak of consecutive TD passes with his 19th in-a-row by throwing for two vs. St. Louis (11/1)...Vs. San Francisco (11/15) in showdown for first place in NFC West directed balanced attack and finished day 12-21 for 198 yards in big win. Finished off day with a 78-yard TD bomb to Terance Mathis with 3:03 remaining after 49ers closed to 24-19 two players earlier...Threw for 272 yards by completing 18 of 27 passes with two TD's (13, 11) to lead a comeback win against Chicago (11/22)...Sprained right knee and ankle on false start penalty on C Robbie Tobeck where Bears continued play and sacked him after whistle...Did not play at St. Louis (11/29) replaced by Tony Graziani...Returned to action to complete 20 of 28 for a then Falcon personal-high of 297 yards with two TD's (40, 2) vs. Indianapolis (12/13) to lead team to another come-from-behind victory. Scrambled in from a yard out with no time left on clock to end first half and cut Colts margin to 21-14...Broke Falcon personal-high a week later with 345 yards on 19 of 28 with two TD's (63, 62) at New Orleans (12/13)...Helped team to first NFC West title in 18 years with two TD's (8, 27) and no interceptions on 11 of 19 passing at Detroit (12/20)...Completed all three passes for 118 yards with a pair of scores (62, 3) vs. Miami (12/27) to continue club streak of 26 straight games with a TD pass before leaving with sprained back...Completed 13 of 19 passes for 169 yards and rushed three times for seven yards in Divisional playoff win vs. San Francisco (1/9)...In NFC Title game at Minnesota (1/17) threw for 340 yards with three TD's (5, 14, 16) with a 70-yard long while completing 27 of 43 passes. Finished with a passer rating of 110.6. Directed a 12-play, 76-yard opening drive of game, culminating in a five-yard TD pass to Jamal Anderson to give Falcons 7-0 lead in hostile environment. Guided team from behind by scoring 10 points in the fourth quarter to tie and send game into overtime. Started game-tying drive with just 2:07 left. Connected on 3 of 4 passes for 40 yards to position club at Vikings 31-yard line. Forced to scramble for nine yards and came down on turf wrong on right knee. Called time-out to regroup and limped off field. Came back and found Terance Mathis on game-tying 16-yard TD after being flushed from pocket to knot score at 27 with :57 left. Completed 4 of 6 passes for 56 yards with nine-yard run in 8 play, 71-yard drive. Led game-winning 10-play, 70-yard drive with 8:28 remaining in overtime by completing 3-of-3 passes for 56 yards to position for 38-yard field goal...Hit on 19 of 35 throws for 219 yards with one TD (2) and three interceptions in Super Bowl XXXIII vs. Denver (1/31/99).

**1997:** Completed 202 of 342 passes for 2,692 yards with 20 touchdowns and only seven interceptions in 14 starts...Finished second in passer rating in NFL with a then career-best 95.1 mark, average gain per pass completion at 7.87 yards and TD% at 5.8...Tops in league in "Red Zone" efficiency gain with 13 TD's and zero interceptions...Number one also in passer rating inside the 20 at 121.1 and completion percentage at 68.4%...Ranked fourth in passes completed in 4th quarter (42 of 64 for 65.6%), eighth in completion percentage at 59.1 and ninth in lowest interception percentage at 2.04...Threw a TD pass in 12 consecutive games, fourth-best in team history, three behind club record...Completed over 60% of passes and passed for 200 yards or more in 8 of 14 starts...Left game in 2nd quarter with mild concussion after being body slammed to Georgia Dome turf by Mike Fox against Carolina (9/7)...Returned to start vs. Oakland (9/14) and tossed 16 of 25 passes for 199 yards and two TD's (1, 3) but had to leave in 3rd quarter with bruised sternum after rookie Darrell Russell

drilled his helmet into Chandler's sternum and was penalized (and drew a fine from NFL)...Served as 3rd QB at San Francisco (9/21)...Completed 12 of 22 passes for 137 yards with two TD's (1, 3) and an interception the next week vs. Denver (9/28) before suffering high ankle sprain in 4th quarter...Started at New Orleans (10/12) the next week (10-22-117-1 TD)...Vs. San Francisco (10/19) completed 15 of 30 for 230 yards with two TD's (7, 53) but left game in 4th quarter with mild concussion...Did not play at Carolina (10/26)...Returned to the lineup for final eight games without missing time...Strong second half enabled team to post 6-2 record...Threw 12 TD's and just three interceptions during second half surge...Named player of game by coaches vs. St. Louis (11/2) by completing 19 of 32 passes for 276 yards with two TD's (28, 33) and one pick...Two weeks later threw for 232 yards with one TD (2) on 20 of 32 passes with one interception at St. Louis (11/16)...Named player of the game vs. New Orleans (11/23) for 17 of 26 performance for 211 yards with a pair of scores (36, 4) ...Closed out season with 13 of 19 day for 176 yards with two TD's (38, 17) and no interceptions at Arizona (12/21)...Team posted 7-3 record and averaged 22 points a game with Chris in the lineup.

**1996:** He started 12 games in Houston and completed 184 of 320 passes for 2,099 yards with 16 TD's and 11 picks. A clutch performer, 10 of his 16 TD passes came on 3rd down. He tossed three TD's against the Jaguars, Saints, and two each vs. the Ravens, Bengals, and Dolphins. He only failed to complete at least 55% of his passes in one game.

**1995:** In 13 games as a starter for the Oilers, he enjoyed then personal-bests in TD's with 17 and completion percentage at 63.2. His 352 yards passing vs. Cincinnati was first 300-yard passing game by an Oiler since Warren Moon in '93. His QB rating of 87.8 was 3rd highest in AFC behind Marino & Harbaugh and he had a streak of 125 straight passes without an interception.

**1994:** His first season with the Rams included six starts and 12 overall appearances. He ended up with the best QB rating of his career to date with a high 93.8 mark. (The 93.8 was second only to Steve Young but his 176 passes didn't qualify for rankings.) He collected a 149.1 passer rating versus the Raiders by completing 10 of 11 passes for 171 yards and TD before leaving game with a sprained ankle.

**1993:** Chris played in four games with two starts in a back-up role to the Cardinals' Steve Beuerlein. Hit 27-46 for 214 vs. Dallas (9/19).

**1992:** He started the year by completing 84 passes in-a-row. He established career-bests in completions, attempts, passing yards, and yards rushing in 13 starts in Arizona. Had 383-yard game vs. Dallas and 8 games over 200 yards.

**1991:** He started the season in Tampa Bay before being released and his contract claimed off waivers by Phoenix. He played in six games for the Bucs and three games for the Cardinals with two starts.

**1990:** He was acquired by Tampa Bay from Indianapolis for a '92 first round pick but saw limited action. (The Colts selected Jeff George with the #1 overall pick.)

**1989:** He was playing a game against the Falcons on September 24 when he suffered a season-ending knee injury. One week earlier he had completed 20 of 33 passes for 266 yards with a personal-best 82 yard TD vs. the Rams (9/17).

**1988:** He unseated Jack Trudeau in his first season and earned All-Rookie honors with 1,619 yards. Chandler was the youngest starting quarterback in the NFL in '88. During his rookie campaign, he earned a starting assignment with the Colts after four games and led them to a 9-4 record the rest of the way as the starter. The nine victories were the most by a Colt QB since Bert Jones (10 wins) in '77.

**College:** At the University of Washington, he started 26 consecutive games and finished third in school history in total offense with 4,442 yards and TD passes with 32. He led his team to the Independence Bowl his final season with 1,739 yards through the air and 11 TD's. As a junior, he set a school record with 20 TD's and tied a NCAA record with four second quarter TD passes in a game against Stanford in leading the Cougars to an 8-3-1

record and a berth in Sun Bowl. He showed his leadership qualities early in college as he guided the Huskies of Don James to a 20-17 victory in the Freedom Bowl in only his fourth collegiate start as a sophomore. He capped off a consistent college career which included 10 200-yard passing days by being honored as the Offensive Player of the Game at the Senior Bowl.

**Personal:** Married (Diane). Diane was a top-notch tennis player at Southern Cal. They have three daughters, Ryan Mae (born in 1995), Skye (born in 1996), and Brynn (born in 1999). "Scratch" golfer who was invited to play in the annual Isuzu Celebrity Golf Classic at Lake Tahoe (spring of '97) and tied ex-Falcons QB Steve Bartkowski for 7th place (with a three-round total of 216), three shots off the lead. At the Neil Lomax Quarterback Shoot-Out, he won a long drive contest by outdistancing the opposition with a powerful 331-yard shot. When Chandler stepped under center for the first time in Atlanta, he set an NFL record by starting for his sixth different NFL team (since the '70 merger). His father-in-law is former 17-year veteran 49ers QB John Brodie. Chris owns a condo next to Brodie and the pair are quite a formidable two-some on the links. The ninth of ten children born from a large Chandler family out of Everett, Washington, Christopher Mark received his first name by being delivered on Columbus Day. Chris has 17 nieces and nephews. He was an all-around athlete at Everett High School in football (49 passing TD's and 2,000 passing yards), basketball (averaging 21.5 points per game to lead conference) and baseball (batting .425 as a catcher). He also found time to garner letters in golf and track (a 6-4 high jumper). This Parade football All-America wasn't the first pro athlete in the family as his brother, Greg, was behind the plate for the San Francisco Giants organization in '78. His brother-in-law, Larry Stefanki, is the former tennis coach of John McEnroe and the current coach of Yevgeny Kafelnikov of Russia. He traveled to the French Open to visit his brother-in-law and take in some tennis in May of 1999.

## CHANDLER'S NFL CAREER GAME-BY-GAME

### 1988 GAME-BY-GAME PASSING (14 games with Colts)

Date	Opponent	Att.	Com.	Yds.	Pct.	TD	INT	LG	Sacks	Rating
9/4	HOUSTON				DNP					
9/11	CHICAGO				DNP					
9/19	at Cleveland	8	3	80	37.5	0	1	54	1/6	35.4
9/25	Miami	18	10	110	55.6	0	1	19	4/19	50.7
10/2	at N.E.	26	14	172	53.8	1	1	48	2/8	71.3
10/9	at Buffalo	11	7	71	63.6	0	0	20	2/15	82.0
10/16	Tampa Bay	33	20	246	60.6	1	2	28	0/0	68.5
10/23	at San Diego	17	9	123	52.9	0	3	24	0/0	36.8
10/31	Denver	13	10	167	76.9	1	0	40	0/0	143.9
11/6	N.Y. Jets	22	14	173	63.6	1	1	44	0/0	84.1
11/13	at Green Bay	17	9	98	52.9	2	0	24	3/24	109.4
11/20	at Minnesota	14	5	45	35.7	0	1	14	2/21	15.5
11/27	N.E.	24	12	171	50.0	1	2	20	1/11	52.6
12/4	at Miami	15	12	111	80.0	1	0	19	0/0	119.7
12/10	at N.Y. Jets	4	0	0	0.0	0	0	0	0/0	39.6
12/18	Buffalo	11	4	52	36.4	0	0	26	3/24	52.1
<b>Totals</b>		<b>233</b>	<b>129</b>	<b>1619</b>	<b>55.4</b>	<b>8</b>	<b>12</b>	<b>54</b>	<b>18/128</b>	<b>67.2</b>

### 1989 GAME-BY-GAME PASSING (3 games with Colts)

Date	Opponent	Att.	Com.	Yds.	Pct.	TD	INT	LG	Sacks	Rating
9/10	San Francisco	32	14	200	43.8	1	1	33	1/10	62.0
9/17	at L.A. Rams	33	20	266	60.6	1	1	82t	0/0	83.6
9/24	Atlanta	15	5	71	33.3	0	1	28	2/7	21.8
10/1	AT JETS				INJURED KNEE					
10/8	BUFFALO				INJURED KNEE					
10/15	at Denver				INJURED KNEE					
10/22	at Cincinnati				INJURED KNEE					
10/29	NEW ENGLAND				INJURED KNEE					
11/5	at Miami				INJURED KNEE					
11/12	at Buffalo				INJURED KNEE					
11/19	JETS				INJURED KNEE					
11/26	SAN DIEGO				INJURED KNEE					
12/3	at New England				INJURED KNEE					
12/10	CLEVELAND				INJURED KNEE					
12/7	MIAMI				INJURED KNEE					
12/24	at New Orleans				INJURED KNEE					
<b>Totals</b>		<b>80</b>	<b>39</b>	<b>537</b>	<b>48.8</b>	<b>2</b>	<b>3</b>	<b>82t</b>	<b>3/17</b>	<b>63.4</b>

### 1990 GAME-BY-GAME PASSING

(7 games with Buccaneers)

Date	Opponent	Att.	Com.	Yds.	Pct.	TD	INT	LG	Sacks	Rating
9/9	at Detroit			DNP						
9/16	L.A. Rams	13	7	90	53.8	0	0	35	1/15	75.8
9/23	Detroit			DNP						
9/30	at Minnesota			DNP						
10/7	at Dallas			DNP						
10/14	Green Bay			DNP						
10/21	at San Diego	3	1	23	33.3	0	1	23	1/2	22.2
10/28	at San Diego	26	13	148	50.0	1	4	68t	4/29	40.7
11/4	Chicago			DNP						
11/11	at N.O.	7	5	44	71.4	0	0	17	1/9	87.8
11/18	at San Fran	29	13	125	44.8	0	1	20	7/47	43.0
11/25	at Green Bay			DNP						
12/2	Atlanta			DNP						
12/16	Minnesota	1	1	10	100	0	0	10	0/0	108.3
12/23	at Chicago	4	2	24	50.0	0	0	15	1/1	68.8
12/30	Jets			DNP						
<b>Totals</b>		<b>83</b>	<b>42</b>	<b>464</b>	<b>50.6</b>	<b>1</b>	<b>6</b>	<b>68t</b>	<b>15/103</b>	<b>41.4</b>

### 1991 GAME-BY-GAME PASSING

(6 games with Buccaneers; 3 with Cardinals)

Date	Opponent	Att.	Com.	Yds.	Pct.	TD	INT	LG	Sacks	Rating
9/1	at Jets			DNP						
9/8	Chicago	3	2	24	66.7	1	0	15t	1/8	130.6
9/22	Buffalo	27	15	137	55.6	0	1	19	1/10	54.1
9/29	at Detroit	26	10	64	38.5	0	1	13	1/12	30.6
10/6	Philadelphia	11	7	105	63.6	2	2	34	0/0	94.9
10/20	at N.O.	31	17	211	54.8	1	2	35	6/38	60.0
10/27	Green Bay	6	2	16	33.3	0	2	12	1/8	2.8
<b>Totals</b>		<b>104</b>	<b>53</b>	<b>557</b>	<b>51.0</b>	<b>4</b>	<b>8</b>	<b>35</b>	<b>10/76</b>	<b>47.6</b>

Date	Opponent	Att.	Com.	Yds.	Pct.	TD	INT	LG	Sacks	Rating
11/3	at Dallas			DNP						
11/10	Giants			DNP						
11/17	at S.F.			DNP						
11/24	Philadelphia			DNP						
12/8	Washington	6	3	28	50.0	0	0	23	0/0	63.2
12/15	at Denver	32	15	194	46.8	1	0	45t	5/36	76.8
12/22	N.O.	12	7	67	58.3	0	2	19	2/22	34.4
<b>Totals</b>		<b>50</b>	<b>25</b>	<b>289</b>	<b>50.0</b>	<b>1</b>	<b>2</b>	<b>45t</b>	<b>7/58</b>	<b>57.8</b>
<b>Overall Totals</b>		<b>154</b>	<b>78</b>	<b>846</b>	<b>50.6</b>	<b>5</b>	<b>10</b>	<b>45t</b>	<b>17/134</b>	<b>50.9</b>

### 1992 GAME-BY-GAME PASSING

(15 games with Cardinals)

Date	Opponent	Att.	Com.	Yds.	Pct.	TD	INT	LG	Sacks	Rating
9/6	at T.B.	9	6	31	66.7	0	0	8	0/0	72.0
9/13	Phil.	29	17	211	58.6	2	0	46t	5/44	104.2
9/20	at Dallas	43	28	383	65.1	1	0	40	2/12	101.2
10/4	Washington	31	21	196	67.7	1	2	22	5/33	68.8
10/11	at N.Y. G	30	16	209	53.7	2	1	72t	2/16	83.9
10/18	N.O.	30	19	218	63.3	2	0	25t	2/24	107.4
10/25	at Phil.	16	8	118	50.0	0	1	34	0/0	48.4
11/1	S.F.	33	19	197	57.6	3	1	40	0/0	92.6
11/8	at L.A. Rams	30	21	224	70.0	0	0	50	1/8	91.5
11/15	at Atlanta	34	19	261	55.9	1	2	42	2/22	65.9
11/22	Dallas	7	5	38	71.4	1	0	18	1/13	123.8
11/29	at Wash.			DNP						
12/6	San Diego	35	20	251	57.1	2	2	63t	6/24	74.8
12/12	N.Y. G	18	12	130	66.7	0	0	49	2/29	87.7
12/20	at Indy	25	11	131	44.0	0	3	19	0/0	21.0
12/27	T.B.	43	23	234	53.5	0	3	26	1/1	40.3
<b>Totals</b>		<b>413</b>	<b>245</b>	<b>2832</b>	<b>59.3</b>	<b>15</b>	<b>15</b>	<b>72t</b>	<b>29/226</b>	<b>77.1</b>

### 1993 GAME-BY-GAME PASSING

(4 games with Cardinals)

Date	Opponent	Att.	Com.	Yds.	Pct.	TD	INT	LG	Sacks	Rating
9/5	at Phil.	20	8	96	40.0	1	0	27t	0/0	72.1
9/12	at Wash.			DNP						
9/19	Dallas			DNP						
9/26	at Detroit			DNP						
10/10	New England			DNP						
10/17	Washington			DNP						
10/24	at S.F.			DNP						
10/31	N.O.	17	7	40	41.2	0	1	21	3/20	24.4
11/7	Phil.	20	10	121	50.0	1	0	22	1/5	85.6
11/14	at Dallas	46	27	214	58.7	1	1	17t	0/0	68.6
11/28	at Giants			DNP						
12/5	Rams			DNP						
12/12	Detroit			DNP						
12/19	at Seattle			DNP						
12/26	Giants			DNP						
1-2	at Atlanta			DNP						
<b>Totals</b>		<b>103</b>	<b>52</b>	<b>471</b>	<b>50.5</b>	<b>3</b>	<b>2</b>	<b>27t</b>	<b>4/25</b>	<b>64.8</b>

### 1994 GAME-BY-GAME PASSING

(12 games with Rams)

Date	Opponent	Att.	Com.	Yds.	Pct.	TD	INT	LG	Sacks	Rating
9/4	Arizona			DNP						
9/11	at Atlanta	17	9	118	52.9	1	0	41t	0/0	94.8
9/18	S.F.	15	9	87	60.0	0	0	19	0/0	76.3
9/25	at K.C.	21	13	207	61.9	1	0	72t	1/5	109.8
10/2	Atlanta	10	6	42	60.0	0	0	12	1/8	69.6
10/9	at Green Bay			DNP						
10/16	Giants			DNP						
10/23	at N.O.	17	7	74	41.2	0	1	18	1/5	29.9
11/6	Denver	25	19	223	76.0	2	1	43	0/0	116.8
11/13	L.A. Raiders	11	10	171	90.9	1	0	48	2/19	149.1
11/20	at S.F.			DNP						
11/27	at San Diego			DNP						
12/4	N.O.	13	9	86	69.2	0	0	18	0/0	87.3
12/11	at T.B.	34	18	199	52.9	2	0	29	1/1	90.2
12/18	at Chicago	13	8	145	61.5	0	0	53	1/8	99.8
<b>Totals</b>		<b>176</b>	<b>108</b>	<b>1352</b>	<b>61.4</b>	<b>7</b>	<b>2</b>	<b>72t</b>	<b>7/46</b>	<b>93.8</b>

### 1995 GAME-BY-GAME PASSING

(13 games with Oilers)

Date	Opponent	Att.	Com.	Yds.	Pct.	TD	INT	LG	Sacks	Rating
9/3	at Jax	14	9	61	64.3	1	0	14	0/0	97.6
9/10	Pittsburgh	30	15	176	50.0	0	2	35	4/38	40.4
9/17	Cleveland			DNP						
9/24	at Cincinnati	26	23	352	88.5	4	0	58t	1/2	158.3
10/1	Jax	47	27	225	57.4	1	1	21	2/19	68.1
10/8	at Minnesota	30	20	156	66.7	0	1	18	3/28	65.4
10/22	at Chicago	38	24	296	63.2	2	0	42	2/15	104.7
10/29	T.B.	29	19	167	65.5	0	0	18	2/11	80.7
11/5	at Cleveland	20	16	149	80.0	2	0	23t	0/0	131.0
11/12	Cincinnati	26	12	155	46.2	0	1	33	2/12	49.4
11/19	at K.C.	38	19	189	50.0	2	3	40t	0/0	49.1
11/26	Denver	26	18	280	69.2	3	0	36t	0/0	143.1
12/10	Detroit	21	15	143	71.4	1	2	30	1/19	86.3
12/17	Jets			DNP						
12/24	at Buffalo			DNP						
<b>Totals</b>		<b>356</b>	<b>225</b>	<b>2460</b>	<b>63.2</b>	<b>17</b>	<b>10</b>	<b>76t</b>	<b>21/173</b>	<b>87.8</b>

**1996 GAME-BY-GAME PASSING**

(12 games with Oilers)

Date	Opponent	Att.	Com.	Yds.	Pct.	TD	INT	LG	Sacks	Rating
9/1	K.C.	29	16	216	55.2	1	1	34t	3/25	76.2
9/8	at Jax	22	14	226	63.6	3	0	29	1/6	137.5
9/15	Baltimore	27	16	162	59.3	2	0	29	1/8	101.2
9/29	at Pittsburgh	42	24	207	57.1	1	2	29	2/14	58.3
10/6	at Cincinnati	32	18	193	56.3	2	1	37	2/18	81.9
10/13	at Atlanta	13	9	146	69.2	1	0	62t	2/5	132.0
10/20	Pittsburgh	38	23	258	60.5	1	1	34t	4/21	78.6
10/27	S.F.	18	7	57	38.9	0	0	20	2/15	47.8
11/3	at Seattle			DNP						
11/10	at N.O.	21	13	173	61.9	3	1	42t	1/12	107.7
11/17	Miami	27	15	167	55.6	2	1	18t	2/3	83.4
11/24	Carolina	22	13	116	59.1	0	1	29	3/16	54.7
12/1	at Jets			DNP						
112/8	Jacksonville			DNP						
12/15	Cincinnati	29	16	170	55.2	0	3	26	2/10	69.5
12/22	at Baltimore			DNP						
<b>Totals</b>		<b>320</b>	<b>184</b>	<b>2099</b>	<b>57.5</b>	<b>16</b>	<b>11</b>	<b>62t</b>	<b>25/153</b>	<b>79.7</b>

**1997 GAME-BY-GAME PASSING**

(14 games with Falcons)

Date	Opponent	Att.	Com.	Yds.	Pct.	TD	INT	LG	Sacks	Rating
8/31	at Detroit	36	20	290	55.6	1	3	56	4/22	56.5
9/7	Carolina	6	4	83	66.7	0	0	42	0/0	70.1
9/14	Oakland	25	16	199	64.0	2	0	54	2/17	115.0
9/21	at S.F.			injured						
9/28	Denver	22	12	137	64.0	2	1	49	2/12	82.7
10/12	at N.O.	22	10	117	45.5	1	0	26	5/40	77.1
10/19	S.F.	30	15	230	50.0	2	0	53	2/14	98.0
10/26	at Carolina			injured						
11/2	St. Louis	32	19	276	59.4	3	1	33	2/11	106.0
11/9	T.B.	27	19	212	70.4	1	0	30	5/39	105.8
11/16	at St. Louis	30	20	232	66.7	1	1	44	2/18	87.1
11/23	N.O.	26	17	211	65.4	2	0	41	5/34	116.0
11/30	at Seattle	23	15	204	65.2	1	0	28	1/3	107.7
12/7	at San Diego	23	10	115	43.4	1	1	22	1/7	55.5
12/14	Phil.	21	12	210	57.1	1	0	47	5/35	107.0
12/21	at Arizona	19	13	176	68.4	2	1	38t	3/9	111.0
<b>Totals</b>		<b>342</b>	<b>202</b>	<b>2692</b>	<b>59.1</b>	<b>20</b>	<b>7</b>	<b>56</b>	<b>39/261</b>	<b>95.1</b>

**1998 GAME-BY-GAME PASSING**

(14 games with Falcons)

Date	Opponent	Att.	Com.	Yds.	Pct.	TD	INT	LG	Sacks	Rating
9/6	at Carolina	32	17	268	53.1	2	1	44	6/38	89.1
9/13	PHIL.	26	14	196	53.8	1	0	34	3/29	91.2
9/27	at S.F.	38	16	254	42.1	2	3	49	7/32	49.7
10/4	CAROLINA	20	12	189	60.0	2	2	38	2/28	85.2
10/11	at N.Y. G	27	14	266	51.9	2	0	55	2/13	111.0
10/18	N.O.	10	7	129	70.0	1	0	45	5/26	145.8
10/25	at N.Y. Jets			Inactive						
11/1	ST. LOUIS	26	12	236	46.2	2	1	62	2/9	88.0
11/8	at N.E.	22	15	240	68.2	2	2	39	1/2	96.8
11/15	S.F.	21	12	198	57.1	1	0	78	3/14	104.6
11/22	CHICAGO	27	18	272	66.7	2	0	31	4/23	124.3
11/29	at St. Louis			Inactive						
12/6	INDY	28	20	297	71.4	2	1	40	5/40	114.7
12/13	at N.O.	28	19	345	67.9	2	2	63	3/23	104.0
12/20	at Detroit	19	11	146	57.9	2	0	28	4/23	117.4
12/27	MIAMI	3	3	118	100.0	2	0	62	0/0	158.3
1/9	S.F.*	19	13	169	68.4	0	1	22	2/16	74.2
1/17	at Minn*	43	27	340	62.8	3	0	70	3/23	110.6
1/31	vs. Denver*	35	19	219	54.2	1	3	30	2/13	47.2
<b>Totals</b>		<b>424</b>	<b>249</b>	<b>3882</b>	<b>58.1</b>	<b>29</b>	<b>16</b>	<b>78</b>	<b>54/352</b>	<b>96.2</b>

\* Playoffs

**1999 GAME-BY-GAME PASSING**  
(12 games with Falcons)

Date	Opponent	Att.	Com.	Yds.	Pct.	TD	INT	LG	Sacks	Rating
9/12	MINN	30	17	290	56.7	1	0	46	2/12	96.3
9/20	at Dallas			DNP (HAMSTRING)						
9/26	at St. Louis	9	5	28	55.6	0	1	11	1/4	15.0
10/3	BALTIMORE			DNP (HAMSTRING)						
10/10	at N.O.			DNP (HAMSTRING)						
10/17	ST. LOUIS	18	10	168	55.6	1	1	46	1/10	82.6
10/25	at Pittsburgh	34	20	233	58.8	1	1	40	7/46	77.2
10/31	CAROLINA	21	14	201	66.7	2	0	35	3/25	129.2
11/7	JAX	25	14	163	56.0	1	2	30	8/54	55.9
11/14				BYE WEEK						
11/21	at T.B.	25	14	109	56.0	0	2	17	2/17	33.5
11/28	at Carolina	42	24	315	57.1	4	0	58	4/36	112.6
12/5	N.O.	25	15	233	60.0	2	3	48t	0/0	67.5
12/12	at S.F.	18	8	95	44.4	0	1	36	3/21	37.6
12/19	at Tennessee			DNP (RIBS/SHOULDER)						
12/26	ARIZONA	23	14	230	60.8	1	0	36	0/0	108.9
1/3	S.F.	37	19	306	51.3	3	0	60t	0/0	106.3
<b>Totals</b>		<b>307</b>	<b>174</b>	<b>2339</b>	<b>56.7</b>	<b>16</b>	<b>11</b>	<b>60t</b>	<b>31/225</b>	<b>83.5</b>

**Pro Football Hall of Fame Top 20 Leading Lifetime Passers**

At the Start of the 2000 Season  
*Minimum 1500 Attempts*

Rank	Player	League	Yrs.	Att.	Comp.	Yards	TD	Int.	Rating Points
1	(1) Steve Young *	NFL	15	4,149	2,667	33,124	232	107	96.8
2	(2) JOE MONTANA	NFL	15	5,391	3,409	40,551	273	139	92.3
3	(3) Brett Favre *	NFL	9	4,352	2,659	30,894	235	141	87.1
4	(5) OTTO GRAHAM	AAFC-NFL	10	2,626	1,464	23,584	174	135	86.6
5	(4) Dan Marino *	NFL	17	8,358	4,967	61,361	420	252	86.4
6	(6) Mark Brunell *	NFL	6	2,160	1,297	15,572	86	52	85.4
7	(7) Jim Kelly	NFL	11	4,779	2,874	35,467	237	175	84.4
8	(8) ROGER STAUBACH	NFL	11	2,958	1,685	22,700	153	109	83.4
9	(10) Neil Lomax	NFL	8	3,153	1,817	22,771	136	90	82.7
10	(9) Troy Aikman *	NFL	11	4,453	2,742	31,310	158	127	82.64
11	(11) SONNY JURGENSEN	NFL	18	4,262	2,433	32,224	255	189	82.63
12	(12) LEN DAWSON	NFL-AFL	19	3,741	2,136	28,711	239	183	82.56
13	(16) Neil O'Donnell *	NFL	9	3,057	1,766	20,408	114	62	82.0
14	(13) Ken Anderson	NFL	16	4,475	2,654	32,838	197	160	81.9
15	(14) Bernie Kosar	NFL	12	3,365	1,994	23,301	124	87	81.8
16	(15) Danny White	NFL	13	2,950	1,761	21,959	155	132	81.7
17	(18) Dave Krieg	NFL	19	5,311	3,105	38,147	261	199	81.5
18	(17) Randall Cunningham *	NFL	14	4,075	2,301	28,557	198	128	81.4
19	(-) Chris Chandler *	NFL	12	2,894	1,668	20,865	135	101	81.2
20	(-) Steve Beuerlein*	NFL	11	2,615	1,469	19,002	120	84	81.1

**1999 Notes**

*Chris Chandler, Steve Beuerlein entered the Top 20 during the season. Jeff George entered the Top 20 in 1999 but was later displaced. Warren Moon and Boomer Esiason were also displaced from the Top 20.*

**Next in Line**

*Players active in 1999 who have the 1500 attempts needed to qualify for the Top Twenty and rank the closest to a Top 20 ranking: Warren Moon (81.0), Jeff George (81.0), Jeff Blake (79.1).*

\* Active in 1999 season

**PRO FOOTBALL HALL OF FAME MEMBERS IN CAPS**

( ) - indicates rank at the start of the 1999 season

### Chandler's Career Statistics

Year	Team	GP/GS	Att	Comp	Comp%	Yds	Long	TD	Int.	Rating
1988	Ind	15/13	233	129	55.4	1,619	54	8	12	67.2
1989	Ind	3/3	80	39	48.8	537	82t	2	3	63.4
1990	TB	7/3	83	42	50.6	464	68t	1	6	41.4
1991	TB/Pho	9/5	154	78	50.6	846	45t	5	10	50.9
1992	Phoe	15/13	413	245	59.3	2,832	72t	15	15	77.1
1993	Phoe	4/2	103	52	50.5	471	27t	3	2	64.8
1994	Rams	12/6	176	108	61.4	1,352	72t	7	2	93.8
1995	Hou	13/13	356	225	63.2	2,460	76t	17	10	87.8
1996	Hou	12/12	320	184	57.5	2,099	63t	16	11	79.7
1997	Atl	14/14	342	202	57.7	2,692	56	20	7	95.1
1998	Atl	14/14	327	190	58.1	3,154	78t	25	12	97.2
1999	Atl	12/12	307	174	56.7	2,339	60t	16	11	83.5
Totals:		130/110	2,894	1,668	57.6	20,865	82t	135	101	81.1

### Chandler's Postseason Statistics

Year	Team	GP/GS	Att	Comp	Comp%	Yds	Long	TD	Int.	Rating
1998	Atl	3/3	97	59	60.8	728	70	4	4	80.6
Totals:		3/3	97	59	60.8	728	70	4	4	80.6

### Chandler's Best Games

#### Attempts

47 vs. Jax (10-1-95)  
 46 @ Dal (11-14-93)  
 43 vs. T.B. (12-27-92)  
 43 @ Dal (9-20-92)  
 42 @ Car (11-28-99)  
 42 @ Pitt (9-29-96)  
 38 @ S.F. (9-27-98)  
 38 vs. Pitt (10-20-96)  
 38 @ K.C. (11-19-95)  
 38 @ Chi (10-22-95)

#### Gross Yards

383 @ Dal (9-20-92)  
 352 @ Cin (9-24-95)  
 345 @ N.O. (12-13-98)  
 315 @ Car (11-28-99)  
 306 vs S.F. (1-3-00)  
 297 vs. Ind (12-6-98)  
 296 @ Chi (10-22-95)  
 290 vs Minn (9-12-99)  
 290 @ Det (8-31-97)  
 280 vs. Den (11-26-95)  
 276 vs. StL (11-2-97)  
 272 vs Chi (11-22-98)  
 268 @ Car (9-6-98)  
 266 @ Giants (10-11-98)  
 266 @ L.A. Rams (9-17-89)  
 261 @ Atl (11-15-92)  
 258 vs. Pitt (10-20-96)

#### Completions

28 @ Dal (9-20-92)  
 27 vs. Jax (10-1-95)  
 27 @ Dal (11-14-93)  
 24 @ Car (11-28-99)  
 24 @ Pitt (9-29-96)  
 24 @ Chi (10-22-95)  
 23 vs. Pitt (10-20-96)  
 23 @ Cin (9-24-95)  
 23 vs. T.B. (12-27-92)

#### Completion Percentage

.909, 10-11 vs. Raid (11-13-94)  
 .885, 23-26 @ Cin (9-24-95)  
 .800, 16-20 @ Cle (11-5-95)  
 .769, 10-13 vs. Den (10-31-88)  
 .760, 19-25 @ Den (11-6-94)

.714, 20-28 vs. Ind (12-6-98)  
 .704, 19-27 vs. T.B. (11-9-97)  
 .700, 21-30 @ Rams (11-15-92)

#### Touchdowns

4 @ Car (11-28-99)  
 4 @ Cin (9-24-95)  
 3 vs S.F. (1-3-00)  
 3 vs. StL (11-2-97)  
 3 @ N.O. (11-10-96)  
 3 @ Jax (9-8-96)  
 3 vs. Den (11-26-95)  
 3 vs. S.F. (11-1-92)  
 2 (32 times)  
 Last Time vs N.O. (12-5-99)  
 1 (44 times)  
 Last Time vs. ARI (12-26-99)

#### Net Yards

371 @ Dal (9-20-92)  
 350 @ Cin (9-24-95)  
 322 @ N.O. (12-13-98)  
 306 vs S.F. (1-3-00)  
 281 @ Chi (10-22-95)  
 280 vs. Den (11-26-95)

279 @ Car (11-28-99)  
 258 vs Minn (9-12-99)  
 268 @ Det (8-31-97)  
 266 @ L.A. Rams (9-17-89)  
 265 vs. StL (11-2-97)  
 257 vs. Ind (12-6-98)  
 253 @ Giants (10-11-98)  
 249 vs. Chi (11-22-98)  
 246 vs. T.B. (10-16-88)  
 239 @ Atl (11-15-92)

#### Long

82t @ L.A. Rams (9-17-89)  
 78t vs. S.F. (11-15-98)  
 76t @ Pitt (12-3-95)  
 72t @ Giants (10-11-92)  
 72t @ K.C. (9-25-94)

#### Most Interceptions

4 @ S.D. (10-28-90)  
 3 (8 times)  
 Last Time vs N.O. (12-5-99)

#### Fewest Interceptions

0 @ (54 times)  
 Last Time vs. S.F. (1-3-00)

#### Most Times Sacked

8 vs Jax (11-7-99)  
 7 @ Pitt (10-25-99)  
 7 @ S.F. (9-27-98)  
 7 @ S.F. (11-18-90)  
 6 @ Car (9-6-98)  
 6 @ N.O. (10-20-91)  
 6 @ S.D. (12-6-96)

\*Chandler has also caught a pass for 22 yards vs. Carolina (10-4-98)



## **BOB CHRISTIAN**

**FULLBACK • 5-11 • 232**

**9th Season • Northwestern**

**Born 11-14-68 • Florissant, MO**

**Acq: UFA – Carolina (3-6-97)**

**Transactions:** Originally a 12th round (310th pick overall) draft choice by Atlanta in 1991. Waived by Atlanta on August 20, 1991. Selected by the London Monarchs in the 16th round (175th overall) in 1992 by World League draft. Signed by San Diego as a free agent on July 10, 1992. Waived by San Diego on August 25, 1992. Signed by Chicago to the practice squad on September 8, 1992. Signed to the Chicago active roster from the practice squad on December 18, 1992. Selected by Carolina on February 15, 1995 in NFL expansion draft. Signed by Atlanta as an unrestricted free agent from Carolina on March 6, 1997.

**NFL:** Tough, hard-nosed blocker and inside runner...Considered one of the NFL's best blocking fullbacks...Valuable backfield mate of Jamal Anderson...Unselfish player who understands role... Named player of the game by coaches twice in '97 strictly because of his blocking heroics...Rebounded from a season-ending knee injury at New Orleans (12/13/98) to have a career-year in 1999...Scored more touchdowns in 1999 than in previous seven seasons combined (5 rushing, 2 receiving).

**1999:** Enjoyed a career-year with 38 rushing attempts for 174 yards, 40 receptions for 354 yards and seven total touchdowns with five coming via rushing and two receiving in 14 starts in 16 games played... Entered the season with five total touchdowns scored in career...The 174 rushing yards surpassed the 158 he totaled in 1995...His 40 receptions for 354 yards topped the 29 receptions for 255 yards in 1995 with Carolina...Recorded the longest run by a Falcon all season with a career-best 33-yard touchdown run in fourth quarter vs. Arizona (12/26). His previous best touchdown run was one-yard...Did not start vs. Baltimore (10/3) and at San Francisco (12/12) because Atlanta opened in two tight end set...At St. Louis (9/26), caught a team and career-high of five passes for 37 yards with a long of 16 and rushed one time for three yards...Caught a 13-yard touchdown in rematch vs. St. Louis (10/17)...Experienced typical all-around game vs. Carolina (10/31) as he hauled in three passes for 40 yards, opened up holes for RB Ken Oxendine's then career-best 64 yards rushing, and made two tackles on special teams. Receiving totals included a 24-yard catch and run at the end of the first half...Against his former team at Carolina (11/28) caught a 12-yard scoring pass in second quarter to set a new career-high of four total touchdowns on the season. Gained 11 yards on a first down on a rush around left guard. Caught a short pass over the middle and dove into the end zone for a 12-yard scoring play to give Atlanta a 14-13 lead with 1:02 left in first half...Set a then single-game rushing high with 44 yards on six carries vs. New Orleans (12/5) and scored third rushing touchdown of season to establish a new personal-best. Opened holes for Oxendine to set a new career-high with 85 yards rushing and 128 total as team. Went up the middle for eight yards in third quarter. Ran off tackle on next play for 13 yards and bulldozed up middle for one-yard touchdown on third carry of drive. Rambled around left end for 19 yards and a first down in fourth quarter. Named offensive MVP by coaches...Team's leading receiver with a personal-best six catches for career-high 55 yards at Tennessee (12/19). Hauled in a short pass from QB Danny Kanell in third quarter and ran in for an apparent go-ahead score but play was nullified due to offensive interference on WR Eugene Baker. Busted up the middle for 12 yards for first down in fourth quarter...Named overall MVP by coaches along with Gerald McBurrows vs. Arizona (12/26). Scored two touchdowns of 1 and 33 yards, while rushing a personal-best nine times for 54 yards. His previous best in attempts was six (in three other games) and yards was 44 vs. New Orleans (12/5). It was his first two touchdown rushing game of career and the 33-yarder was a career-long. Hauled in a 36-yard pass on first play of Atlanta's first scoring drive to tie for the second longest reception of his career. On an audible by QB Chris Chandler (called "Moses") took a handoff and sped 33-yards untouched up the middle on an Arizona blitz...Tore ACL in left knee on last offensive play of game vs. S.F. (1/3/00).

**1998:** Started 13 games and caught 19 passes for 214 yards (5th highest on team) with one TD and rushed eight times for 21 yards with two TD's...Scored first rushing TD of career on a one-yard plunge vs. former Carolina team (10/4)...Hauled in a big eight-yard TD catch vs. New Orleans (10/18)...At Jets (10/25), caught three passes for a then career-best 43 receiving yards...Caught a screen pass and scampered a then career-long of 39 yards to set-up Falcons' first touchdown at New England (11/8)...In the rematch vs. San Francisco (11/15) tied a career-best with four receptions for a new career-high 48 yards...Rushed four times for 11 yards, including a one-yard TD in 1st quarter and caught two passes for 11 yards at New Orleans (12/13) before being felled with a torn anterior cruciate and medial collateral ligaments in his left knee on the first play of the fourth quarter...Placed on injured reserve two days later...Responsible for opening holes for 10 of Jamal Anderson's club record and NFL-high 12 100-yard games and for 12 of his club record 16 rushing TD's...Key blocks enabled Anderson to gain 188 yards at St.Louis (11/29), 172 yards vs. St.Louis (11/1), 148 at New Orleans (12/13), and 132 vs. New Orleans (10/18)...The 188 yards were the 4th most ever by a Falcon runner and the 172 yards was tied for the 6th most ever.

**1997:** Starter in 12 of 16 games played...Finished with 22 receptions for 154 yards with one TD and rushed seven times for eight yards...Ended up second on the team in special teams tackles with 11...Paved the way for Jamal Anderson's 1,052 yards and 10 TD's...Named Offensive Player of the Game by coaches for his blocks at San Francisco (9/21) and at New Orleans (10/12)...Hauled in a season-high three passes in a game four times...Opened holes for Anderson's 162 yards vs. St.Louis (11/2) and 152 yards at Arizona (12/21)...Also managed to free Byron Hanspard on his club record 77 yard run vs. Oakland (9/14).

**1996:** Sidelined the entire season due to a torn right pectoral muscle in a preseason game against Giants (8/23).

**1995:** Set then career marks in every offensive category...Led all Panthers running backs in receptions with 29 for 255 yards...Finished third on team in rushing with 41 carries for 158 yards...Recorded first reception in team history on a six-yard pass from Frank Reich vs. Atlanta (9/3)...Established a career-high of four catches for 53 yards, including a 23-yard grab vs. Atlanta (9/3)...First career TD came on a two-yard pass from Kerry Collins vs. Arizona (11/19).

**1994:** Played in the Bears' first 12 games before a sprain to his right MCL at Arizona (11/27) ended his season...Finished with seven rushes for 29 yards and two catches for 30 yards...Forced a fumble on special teams and ran four yards for a first down from punt formation vs. Jets (9/25).

**1993:** Finished fourth on special teams units with nine tackles and had a team-leading five inside the 20...Lone start out of 14 games played came vs. Atlanta (10/3)...Carried eight times for 19 yards and added 160 yards receiving on 16 receptions...Hauled in a 36-yard pass at San Diego (11/14).

**1992:** Went to training camp with San Diego before being waived and signed to Chicago's practice squad...Activated off of the Bears practice squad for the final two games at Detroit (12/20) and at Dallas (12/27)...Posted three special teams tackles.

**1991:** Waived by Atlanta in training camp and did not play for rest of season.

**College:** Bob left Northwestern as the school record holder in rushing yards with 2,643 (since broken). He collected the most all-purpose yards in a game in school annals with 319 (220 rushing, 99 receiving) against Wisconsin. The 220 rushing yards on 42 carries were the third-best day of any Wildcat back ever. He was also a two-time Big 10 Offensive Player of the Week as a senior. His junior year included a single season school record of 1,291 yards with seven 100-yard games. He rushed for 413 yards as a sophomore playing in every contest. His freshman season was cut short due to a broken jaw suffered in his fifth collegiate game.

**Personal:** Single. Called “the best blocker I’ve ever seen” by Coach Reeves. After being released by the Falcons and then the Chargers in ‘92, Bob enrolled back into Northwestern to complete his degree in electrical engineering. Once his studies were underway, the Colts came calling and wanted to add him to their practice squad. Bob respectfully declined the invitation because he would have had to withdraw from school and start all over again. Christian loves music and has been a serious piano player for over 20 years and is the proud owner of a hammer dulcimer and trumpet. A quiet, unassuming person, Bob definitely looked out of character when he was in his first NFL training camp with the Falcons. Veteran John Rade shaved the rookies heads one night and Bob sported an uncharacteristic mohawk for weeks. A football, baseball and track standout at McCluer North High School in Florissant, MO (outside of St. Louis), Robert Douglas is the middle child in a family of three children of Jim and Kay Christian. His parents visit Atlanta from their suburban St. Louis home to watch their son play and lead a big contingent of Falcons fans in the TWA Dome each season. Bob is the leader of the Falcons’ weekly bible study classes and a member of the Fellowship of Christian Athletes as well as Athletes in Action. Bob and some Athletes in Action (including former Falcon Darnell Walker) took a 14-hour plane ride to reach South Africa on a mission trip during the spring of ‘98 which included football camps.



### Christian's Career Statistics

Year	Team	GP/GS	Rush	Yds	Avg.	LG	TD	Rec	Yds	Avg	LG	TD
1992	Chi	2/0	0	0	0.0	0	0	0	0	0.0	0	0
1993	Chi	14/1	8	19	2.4	12	0	16	160	10.0	36	0
1994	Chi	12/0	7	29	4.1	8	0	2	30	15.0	21	0
1995	Car	14/12	41	158	3.9	17	0	29	255	8.8	23	1
1996	Car		- Injured Reserve -									
1997	Atl	16/12	7	8	1.1	2	0	22	154	7.0	19	1
1998	Atl	14/14	8	21	2.6	6	2	19	214	11.3	39	1
1999	Atl	16/14	38	174	4.6	33t	5	40	354	8.9	36	2
<b>Totals:</b>		<b>88/53</b>	<b>109</b>	<b>409</b>	<b>3.8</b>	<b>33t</b>	<b>7</b>	<b>128</b>	<b>1,167</b>	<b>9.2</b>	<b>39</b>	<b>5</b>

### Christian's Best Games

Rushes	Yards	Receptions	Yards
9 vs. Ari (12-26-99)	54 vs. Ari (12-26-99)	6 @ Tenn (12-19-99)	55@Tenn(12-19-99)
6 vs. N.O. (12-5-99)	44 vs. N.O. (12-5-99)	5 @ StL (9-26-99)	53 vs. Atl (9-3-95)
6 vs. Ind (12-3-95)	39 at N.O. (11-26-95)	4 (Five times) Last time @ Pitt (10-25-99)	48 vs. S.F. (11-15-98)
6 @ N.O. (11-26-95)	24 vs. Ind (12-3-95)		46 vs. Ari (12-26-99)
5 vs. T.B. (10-1-95)	20 @ T.B. (11-6-94)		43 @ N.Y.J. (10-25-98)
	20 @ Tenn (12-19-99)		43 @ N.O. (11-26-95)



**CALVIN COLLINS**  
**CENTER/GUARD • 6-2 • 310**  
**4th Season • Texas A&M**  
**Born 1-5-75 • Beaumont, TX**  
**Acq: D6 - '97 (180th)**

**Transactions:** Originally a sixth round (180th pick overall) draft choice by Atlanta in 1997.

**NFL:** Earned starting center spot four games into rookie campaign in '97...Gained All-Rookie honors...Switched to left guard and started every contest in 1998 and in eight games in 1999...Lined up as starter in 37 of 45 career games played at center, left guard and right guard...Making the move back to center in 2000.

**1999:** Started vs. Jacksonville (11/7 ) for first time all season at right guard (replacing injured Gene Williams) and remained a starter for rest of season for a total of eight starts in 14 games played...Did not play vs. Minnesota (9/12) and vs. St. Louis (10/17)...Came in late in the game for starting right guard Gene Williams at Dallas (9/26)...Rotated with left guard Bob Hallen at St. Louis (9/26)...Spelled Hallen at left guard vs. Baltimore (10/3) for a stretch...Relieved an injured Greg Bishop at left guard at left guard vs. Carolina (10/31) and helped the offense to a pair of touchdown drives...In the starting lineup for first time vs. Jacksonville (11/7) at right guard due to an injury to Williams (ankle sprain). Offense surrendered nine sacks and managed only 42 yards rushing and 182 total yards...Started for third straight game at Carolina (11/28) and offense scored the fourth most points of season with 28 on the heels of 279 yards passing...Provided time for QB Chris Chandler to throw for a pair of scores and run for another touchdown in a win over New Orleans (12/5). Opened holes for RB Ken Oxendine's career-best 85 yards rushing...Started at right guard but switched to center in second quarter when Robbie Tobeck (hip) was injured at San Francisco (12/12). Tobeck returned to game but could not finish in second half and Collins switched back to center for the remainder of game...Offense racked up 347 yards with two touchdowns at Tennessee (12/19) with him at right guard...Helped the unit record the best effort of year and season highs in points (37), total yards (393), time of possession (35:20) and rushing yards (163) in a victory over Arizona (12/26)...In final start of season vs. San Francisco (1/3/00) the offense collected 306 yards passing while scoring 34 points in a second consecutive win.

**1998:** Moved to left guard going into training camp and earned starting assignment in every contest, including Super Bowl XXXIII vs. Denver (1/31/99)...Helped pave way for Pro Bowler Jamal Anderson's club record 1,846 rushing yards, including NFL-high and club record 12 100-yard games and 16 touchdowns...Opened holes for Anderson's 188 yards (fourth-most ever) at St.Louis (11/29) and 172 yards (Tied for sixth-most) against St.Louis (11/1)...Jamal totaled 203 all-purpose yards vs. St.Louis and scored three TD's...At New Orleans(12/12), bulldozed holes for Anderson's 148 yards...Following week aided Anderson in gaining 147 yards at Detroit (12/20)...With carries in the season finale vs. Miami (12/27) Anderson broke NFL record for carries in a season with 410...With his help Anderson captured NFC Offensive Player of the Month of November with 638 yards, seven TD's, and 4 100-yard games...Protected Chris Chandler for second straight Pro Bowl season...Chandler led NFL in average gain per pass at 9.65...Blocks enabled team to establish new records for most points in a season (442), TD's (53), rushing TD's (18), and passing TD's (28)...Falcons led NFL in time of possession at 33:10...Managed 300 yards of offense or more in 14 of 16 games, including a season-high of 504 at N.O. (12/13).

**1997:** Named to NFL All-Rookie team...First NFL start came at center at San Francisco (9/21) in place of an injured Roman Fortin...Went on to start the final 13 games...Team finished 6th in NFL in time of possession...Chris Chandler made first Pro Bowl with second-best QB rating in league at 95.1...Opened holes for Anderson's 1,052 yards with 162 rushing yards vs. St.Louis (11/2) and 152 at Arizona (12/21)...Solid blocks enabled Byron Hanspard to record two of longest runs in team history with 57-yarder vs. Den (9./28) and 53-yarder vs. Philadelphia (11/2)...Offense racked up 300 yards or more in six of his 13 starts, including a season-best 462 vs. St.Louis (11/2)...Helped contain NFL sack leader Wayne Martin of Saints to without a sack at New Orleans (10/12).

**College:** Calvin was a huge presence on the offensive line for four seasons for the Aggies of Texas A&M. This talented four-year starter was either a first or second-team all-conference member EVERY season. Collins was a second-team All-Big 12 choice in '96 as he opened holes for an Aggie rushing attack that averaged 230 yards per game with high of 257 vs. BYU. He contributed 78 knockdown blocks to opponents his final season. In '95, Calvin was a first-team All-SWC selection as a right guard for displaying his pass blocking skills as a junior by helping Texas A&M average 201 passing yards a contest, highest in a decade by an Aggie team. He recorded six knockdowns as the team piled up 276 rushing yards in a 33-17 win over LSU. With Collins protecting the line, the unit allowed only nine QB sacks all season. As a sophomore, he started five games at center and five at guard in earning a spot on the All-SWC first-team blocking for #1 pick Leeland McElroy and an offense that scored 319 points, while averaging 360.2 yards of total offense per game. His impressive freshman season landed him on the All-SWC first-team as a right guard as he was part of an O-line that helped Texas A&M score 404 points (36.7 per contest) with 27 rushing TD's and an average rush per game of 234.3 yards. He registered a season-high 10 knockdowns vs. TCU when his team gained 493 total yards.

**Personal:** Married (Felisha). Native of Beaumont, Texas was a business analysis major at A&M and once had a home page on the Internet and aspires to someday design web sites for a living. Even a mature player as a freshman in college, Calvin was the only underclassman to start on Texas A&M's senior-dominated offensive line. Calvin Lewis is the son of Donald and Linda Aplon of Beaumont. He was called "the third best offensive lineman in the state of Texas and the 13th-best prospect in the Southwest". His productive high school career included mention in Super Prep magazine and Blue Chip Illustrated as an All-America for his play at West Brook High. Collins was a stalwart at guard, center, and as a long snapper. Calvin was named the Student-Athlete of the Year by the Beaumont Enterprise and a member of the National Honor Society. Established a school record for offensive linemen with a 555-pound squat in addition to placing second on the squad with a 410-pound bench press.

#### Collins' Career Games Played/Started

**Career Totals:** 45/37

**Regular Season:** 1997 (Atlanta 15/13), 1998 (Atlanta 16/16), 1999 (Atlanta 14/8)






**KERRY COOKS**  
**SAFETY • 5-11 • 202**  
**2nd Season • Iowa**  
**Born 3-28-74 • Irving, TX**  
**Acq: UFA- '00**

**Transactions:** Originally a fifth round (144th pick overall) draft choice by Minnesota in 1998. Waived by Minnesota on September 15, 1998. Claimed off waivers by Green Bay on September 17, 1998. Waived by Green Bay on August 30, 1999. Signed as a free agent by Atlanta on January 13, 2000.

**NFL:** Athletic, physical safety who has pro experience with Minnesota and Green Bay.

**1999:** Waived by Green Bay in training camp and spent the rest of the year out of football.

**1998:** Joined Green Bay early in season after beginning year with Minnesota...Played in nine games and inactive for the other five regular season contests plus playoff loss at San Francisco (1/3/99)...Received majority of playing time on special teams where he registered seven tackles...Took on a more active role on the club's dime package at end of the season, recording five tackles...Had a season-high three special teams tackles, plus two tackles on defense vs. Tennessee (12/20)...Matched his season-high with two tackles on defense the following week at Chicago (12/27)...Claimed off waivers from Minnesota after Vikings were forced to add a fourth quarterback to its roster after then-starter Brad Johnson suffered a broken leg...Played in all four Minnesota preseason games, intercepting two passes, and was inactive for the Vikings first two regular season contests.

**College:** A four-time letterman (1994-97) for Iowa, he started his final two seasons at strong safety. Totaled 171 tackles with 114 solos, four interceptions, and 16 passes defended for Hawkeyes. Earned honorable mention All-Big 10 Conference honors and served as one of the four team captains as a senior. Made a career-high 70 tackles with two picks in his final season. Returned one of those interceptions for a 30-yard touchdown against Iowa State. Closed out college career with a 10 tackle performance vs. Arizona State in Sun Bowl.

**Personal:** Single. Was a USA Today All-America selection as a senior at Nimitz High School in Irving, Texas. A first-team All-State choice led Texas in interceptions with nine. Amassed 74 tackles and rushed for 1,100 yards with 17 touchdowns as a senior. Captured four letters in football as a running back, wide receiver and safety. Also lettered four times in basketball and twice in track. Took his final class at St. Norbert College in Green Bay last offseason to complete his college degree in sociology from Iowa. Owns a clothing store with former Hawkeye teammate Tavian Banks (of the Jaguars) called "Goodfellaz" in Iowa City, which specializes in authentic urban wear. Also played four seasons with Tim Dwight at Iowa.

Cook's Career Statistics								
Year	Team	GP/GS	Tckls	Solos	INT's	Yds	PD	SpTms
1998	Minn	0/0	0	0	0	0	0	0
	GB	9/0	5	3	0	0	0	7
<b>Totals:</b>		<b>9/0</b>	<b>5</b>	<b>3</b>	<b>0</b>	<b>0</b>	<b>0</b>	<b>7</b>

		<p><b>HENRI CROCKETT</b>  <b>LINEBACKER • 6-2 • 238</b>  <b>4th Season • Florida State</b>  <b>Born 10-28-74 •</b>  <b>Pompano Beach, FL</b>  <b>Acq: D4 - '97 (100th)</b></p>
---	--	--

**Transactions:** Originally a fourth round (100th pick overall) draft choice by Atlanta in 1997.

**NFL:** Broke into starting lineup at strongside linebacker four games into rookie season after David Brandon broke his leg...Starter in 34 of 42 career games played since rookie season in 1997.

**1999:** Started 14 of 16 games at strong linebacker and finished with a career-best 59 tackles, ninth on club's defensive charts...Did not start vs. Minnesota (9/12) and vs. San Francisco (1/3/00) when Falcons opened in nickel defense...Made six tackles with a 0.5 sack at Dallas (9/20). Dropped RB Chris Warren for a five-yard loss on 1-10 at Atlanta 48 in second quarter. Combined with Chuck Smith to sack Troy Aikman on next play for a one-yard loss...Started at middle linebacker for injured Jessie Tuggle and recorded six tackles, third-best on team vs. St. Louis (10-17). (Craig Sauer started at Crockett's strongside spot.) Broke up a pass in end zone in first quarter and finished with five tackles at Carolina (11/28)...At San Francisco (12/12), registered a sack and five tackles. Collard QB Jeff Garcia for an eight-yard loss in first quarter.

**1998:** Started nine games and finished with 38 tackles, 21 solos, one sack and two QB pressures...Dislocated left wrist at San Francisco (9/27) and missed six games...Started all three postseason games, including Super Bowl XXXIII vs. Denver (1/31/99) and made 10 tackles, including five in the Divisional playoff game vs. San Francisco (1/9/99)...Lost for six games from Weeks 4 - Week 9 with dislocated left wrist suffered in first quarter vs. Philadelphia (9/13)...Collared six tackles and forced a fumble at Detroit (12/20)...In season finale, registered five tackles and a sack of Dan Marino vs. Miami (12/27)...Totalled five tackles vs. Indianapolis (12/6) and four stops at St.Louis (11/29).

**1997:** Occupied the strongside linebacker spot in 10 out of 16 games played...Finished with 46 tackles, two sacks, seven pressures, one fumble recovery and a pass defended...Posted a season-high eight tackles vs. San Francisco (10/19)...Registered seven stops vs. St. Louis (11/2) and grabbed his first NFL sack of Kerry Collins at Carolina (10/26)...Followed with a sack of Tony Banks (11/2) for a sack in back-to-back games...Totalled a team-high two special teams tackles against Oakland (9/14).

**College:** Henri emerged as a reliable starter in his senior season on a powerful Florida State team. Crockett collected 98 tackles to finish third on one of the nation's best defenses that featured two #1 top 15 picks in Peter Boulware and Reinard Wilson. He also added 12 tackles for loss, 4.5 quarterback sacks, and an interception for the 6th ranked Seminoles. He performed in 45 games during his four-year career and finished with 192 tackles, 20 for losses, 6.5 QB sacks, two picks, and a forced and recovered fumble. Started only his final season but he came up big in some of the Seminoles' most important games such as the showdown with #1 Florida (10 solo tackles, 3 for loss, in the FSU win) and the rematch in the Sugar Bowl (11 tackles).

**Personal:** Single. Crockett was afforded several honors as a highly-decorated prep player at Ely High School in Pompano Beach, Florida. A Parade Magazine, Super Prep, and Football Report All-America, he was also named to USA Today's second-team and dubbed the South's top prospect as a senior by Southern Recruiting Magazine with 165 tackles. In all, he collected 392 tackles in a solid prep career and played in the Georgia-Florida high school all-star game in Atlanta. A criminology major at FSU. His name goes on the list of Florida State defenders to wear a Falcon uniform such as Deion Sanders, Bobby Butler, Devin Bush (former Falcon), Danny Kanell and Jamie Dukes.

### Crockett's Career Statistics

Year	Team	GP/GS	Tckls	Sacks	Yds	INT's	Yds	TD	PR	PD	FF	FR
1997	Atl	16/10	46	2.0	0	0	0	0	7	1	0	1
1998	Atl	10/10	38	1.0	0	0	0	0	2	0	1	0
1999	Atl	16/14	59	1.5	8.5	0	0	0	6	4	1	0
<b>Totals:</b>		<b>42/34</b>	<b>143</b>	<b>4.5</b>	<b>8.5</b>	<b>0</b>	<b>0</b>	<b>0</b>	<b>15</b>	<b>5</b>	<b>2</b>	<b>1</b>

### Crockett's Postseason Statistics

Year	Team	GP/GS	Tckls	Sacks	Yds	INT's	Yds	TD	PR	PD	FF	FR
1998	Atl	3/3	10	0	0	0	0	0	0	0	0	0
<b>Totals:</b>		<b>3/3</b>	<b>10</b>	<b>0</b>	<b>0</b>	<b>0</b>	<b>0</b>	<b>0</b>	<b>0</b>	<b>0</b>	<b>0</b>	<b>0</b>

### Crockett's Best Games

Tackles	Sacks	Fumble Recovered	QB Pressures	PD's
8 vs. SF (10-19-97) 7 vs. StL (11-2-97) 6 @ Det (12-20-98) 6 @ Dal (9-20-99) 6 vs. St.L (9-6-98)	1 @ S.F. (12-12-99) 1 vs. Mia (12-27-98) 1 vs. StL (11-2-97) 1 @ Car (10-26-97)	1 @ Car (10-26-97)	3 @ S.D. (12-7-97) 2 vs. Den (9-28-97)	2 @ NO (10-10-99)





# 45

## GARY DOWNS

**RUNNING BACK • 6-1 • 210**

**7th Season • N.C. State**

**Born 6-6-72 • Columbus, GA**

**Acq: FA - N.Y. Giants (3-17-97)**

**Transactions:** Originally a third round (95th pick overall) draft choice by the Giants in 1994. Waived by the Giants on August 27, 1995. Signed by Denver as a free agent on August 28, 1995. Waived by Denver on August 28, 1996. Signed by the Giants as a free agent on October 31, 1996. Signed by Atlanta as a free agent on March 19, 1997.

**NFL:** Special teams leader and solid back-up running back...Returning from torn lateral collateral in right knee suffered in training camp last year...Played for Coach Reeves in New York for part of 1996 season and during rookie season in 1994...Paced Falcons in special teams tackles in first season in 1997 and finished second in 1998.

**1999:** Missed entire season with a torn lateral collateral in his right knee suffered in second practice of training camp on Friday July 30th during a 9-on-7 drill...Placed on injured reserve on August 2nd and underwent successful surgery on August 3rd.

**1998:** Played in all 16 games on special teams and as a reserve fullback...Excelled on special teams, finishing second on the club with nine tackles and two assists for 11 total stops...Caught four passes for 31 yards and had one rush for four yards...Caught two passes for 20 yards and made one special teams stop at San Francisco (9/27)...Hauled in two passes for 12 yards, had key block on Tim Dwight's 93-yard kickoff return touchdown, and made two special teams tackles vs. Carolina (10/4)...Registered two stops on special teams at New England (11/8)...His timely block sprung Dwight for 19 yard punt return and added his lone regular season rush for four yards at St.Louis (11/29)...In playoffs gained a big first down on 2nd and 15 at Atlanta 29-yard line in second quarter by rushing for 16 yards vs. San Francisco (1/7/99)...Three plays later, Jamal Anderson scored on a 34-yard run to give Falcons a 14-0 lead...In Super Bowl XXXIII vs. Denver (1/31/99), posted a team-high two special teams tackles.

**1997:** Special teams leader with 13 tackles in 16 games...Special teams led the league in punt coverage by limiting opponents to just 2.6 yards per return while holding them to a league-high 45 fair catches forced...Ended up second in kickoff coverage by allowing returners to only the 23-yard line...Unit ranked fourth overall in the NFL according to ratings by Dallas Morning News...Named Special Teams player of the game by coaches for two-tackle performance at S.F. (9/21)...His bone-jarring hit knocked helmet off Michael Bates at Carolina (10/26) on kickoff return.

**1996:** Replaced injured WR Amani Toomer (knee) on Giants' roster on October 31...Played in six games with one start under Coach Reeves...Responded with then career-high 42 rushing yards on seven carries with a long of 27 yards after Rodney Hampton (knee) and Tyrone Wheatley (ankle) were felled with injuries vs. New Orleans (12/15)...Following week against eventual AFC Champion New England (12/1) bested that performance with a new personal-high with 52 yards, including 40 in the first half. Was released in preseason after going to training camp with Denver.

**1995:** Placed on the inactive list for first 14 games for Denver...Saw first action of season at K.C. (12/17) on special teams...Helped clear path for Aaron Craver to score on a one-yard TD run to give Denver its first lead at 14-7 vs. Oakland (12/24). Went to training camp with Giants before being released.

**1994:** Played in 14 games as rookie for New York...Rushed for 51 yards on 15 carries and caught two passes for 15 yards...Added three special teams tackles.

**College:** When his career at North Carolina State was over Gary would leave his name in the school record book as the 10th best rusher ever with 1,642 yards. He would also rank third in rushing touchdowns with 23. To close out his fine career, Downs gained 937 yards and scored nine TD's on 186 carries as a senior to be named first-team All-ACC and third-team All-America. He wrapped up his senior season with 102 yards on 13 rushes and four catches for 34 yards against Michigan in the Hall of Fame Bowl.

**Personal:** Married (Tanya) with one child, Kameron. At Georgia's Spencer High in Columbus, Gary amassed 683 yards on 100 rushes as a senior in a wishbone offense. Downs crossed the goaline for three TD's on offense and then stole a pass and scampered 95 yards for a score on defense. He was given Spencer's "Golden Helmet Award" as team most valuable player. With Spencer's track team, he finished second in the 100-meter high hurdles at a Junior Olympics national track meet and was a sprinter on the Wolfpack track team. He was a member of the National Honor Society in high school and was on the Academic All-ACC honor roll at N.C.State. During Gary's brief hiatus before returning to the Giants (in October of '96), he was coaching a junior high team in the Atlanta area and staying in shape at a local gym. He participates in Sho Do Kahn karate as well as being a student of Metaphysics. His father, Gary, Sr., played collegiately at North Carolina Central. Started a community program entitled, "Hometown Heroes", with Jessie Tuggle and Bob Christian, which speaks at high school's and awards scholarships.

#### Downs' Career Statistics

Year	Team	GP/GS	Rush	Yds	Avg.	LG	TD	Rec	Yds	Avg	LG	SpTm
1994	NYG	14/0	15	51	3.4	8	0	2	15	7.5	10	3
1995	Den	1/0	0	0	0.0	0	0	0	0	0.0	0	0
1996	NYG	6/1	29	94	3.2	27	0	3	20	6.7	13	1
1997	Atl	16/0	0	0	0.0	0	0	0	0	0.0	0	13
1998	Atl	16/0	1	4	4.0	4	0	4	31	7.8	11	11
1999	Atl		-INJURED RESERVE-									
<b>Totals</b>		<b>53/1</b>	<b>45</b>	<b>149</b>	<b>3.3</b>	<b>27</b>	<b>0</b>	<b>9</b>	<b>66</b>	<b>7.3</b>	<b>13</b>	<b>27</b>

#### Downs' Postseason Statistics

Year	Team	GP/GS	Rush	Yds	Avg.	LG	TD	SpTms
1998	Atl	3/3	1	16	16.0	16	0	2
<b>Totals</b>		<b>3/3</b>	<b>1</b>	<b>16</b>	<b>16.0</b>	<b>16</b>	<b>0</b>	<b>2</b>

### Downs' Best Games

Rushes	Yards	Receptions	Yards
22 vs. N.E. (12-21-96)	52 vs. N.E. (12-21-96)	2 vs. Car (10-4-98)	20 @ S.F. (9-27-98)
7 vs. N.O. (12-15-96)	42 vs. N.O. (12-15-96)	2 @ S.F. (9-27-98)	15 vs. N.O. (12-15-96)
7 @ Dal (11-7-94)	28 @ Dal (11-7-94)	2 vs. N.O. (12-15-96)	11 vs. Car (10-4-98)
3 vs. Det (10-30-94)	8 vs Det (10-30-94)	1 vs. Det (10-30-94)	10 vs. Minn (10-10-94)
2 @ LA Rams (10-16-94)	7 vs Wash (9-18-94)	1 vs. Dal (11-24-96)	5 vs. Dal (11-24-96)





54

CHRIS DRAFT

**LINEBACKER • 5-11 • 230**

**2nd Season • Stanford**

**Born 2-26-76 • Anaheim, CA**

**Acq: FA- '00**

**Transactions:** Originally a sixth round (157th pick overall) draft choice by Chicago in 1998. Waived by Chicago on August 30, 1998. Signed by Chicago to practice squad on August 31, 1998. Signed by Chicago to 53-man roster from practice squad on December 2, 1998. Waived by Chicago on August 30, 1999. Signed by San Francisco to practice squad on September 29, 1999. Waived by San Francisco on November 20, 1999. Signed by San Francisco to 53-man roster on November 20, 1999. Waived by San Francisco on February 10, 2000. Claimed off waivers by Atlanta from San Francisco on February 14, 2000.

**1999:** Played in seven games, mainly on special teams, where he finished with seven stops...Recorded one special teams tackle against Cincinnati (12/5) for first pro tackle...Collared two tackles on special teams against Atlanta (12/12) and against Washington (12/26)...Finished the season in San Francisco with a pair of special teams tackles at Atlanta (1/3/00).

**1998:** Added to the Chicago regular roster for final four games after spending first part of season on the club's practice squad...Inactive for Weeks 13-15...Made NFL debut on special teams vs. Green Bay (12/27).

**College:** Two-time second-team All-PAC 10 choice following his final two seasons at Stanford. Starting inside linebacker for three years (1995-97) and four-year letterwinner. Recorded 316 career tackles, 19 tackles for loss, six sacks and two interceptions. Led team in tackles with 81 despite missing three games with a pulled hamstring as a senior. Averaged 10.1 tackles per game to lead the conference. As a junior, recorded 97 tackles and two forced fumbles. Began sophomore season as reserve outside linebacker but became starter inside in second game of season. Earned All-PAC 10 honorable mention after totaling 103 tackles, sixth in conference with a 9.4 per game average. Started at three different positions as a freshman; strong safety, outside linebacker, and defensive end.

**Personal:** Single. All-American in both football and baseball at Valencia High in southern California. Played running back and linebacker in high school. Ranked among top 25 players in nation as center fielder. Saw action as a reserve outfielder for the nationally-ranked Stanford baseball team from 1995-96. Economics major.

### Draft's Career Statistics

Year	Team	GP/GS	Tckls	Solos	Sacks	Yds	INT's	Sp Tms
1998	Chi	1/0	0	0	0	0	0	0
1999	S.F.	7/0	0	0	0	0	0	7
<b>Totals:</b>		<b>8/0</b>	<b>0</b>	<b>0</b>	<b>0</b>	<b>0</b>	<b>0</b>	<b>7</b>



**SHANE DRONETT**  
**DEFENSIVE TACKLE • 6-6 • 300**  
**9th Season • Texas**  
**Born 1-12-71 • Orange, TX**  
**Acq: FA - Detroit (8-27-97)**

**Transactions:** Originally a second round (54th pick overall) draft choice by Denver in 1992. Signed by Atlanta as an unrestricted free agent from Denver on April 9, 1996. Waived by Atlanta on October 7, 1996. Signed by Detroit as a free agent on October 9, 1996. Waived by Detroit on August 24, 1997. Signed by Atlanta as a free agent on August 27, 1997.

**NFL:** Draft choice of Dan Reeves in Denver in 1992..Has started 32 straight games over the last two seasons...Averaged 55 tackles and recorded 19.5 sacks in first three seasons in NFL from 1992-94...Blocked eight kicks in career on special teams.

**1999:** Started all 16 games for second straight season despite playing through some injuries early in the year...Finished with 67 tackles, second highest total of career to the 81 stops in 1998...Matched his 1998 sack total with 6.5 sacks...Recorded seven tackles and blocked a 26-yard field goal in first quarter against Minnesota (9/12) to garner special teams MVP by coaches. It was the first block by a Falcon since he knocked down an attempt at San Diego on December 12, 1997...Injured left calf at St. Louis (9/26)...But returned the next week vs. Baltimore (10/3) and managed eight tackles and 0.5 sack. Credited with a 0.5 sack along with Chuck Smith of QB Stoney Case for a three-yard loss on Baltimore's first play of fourth quarter...Collected two sacks (for sixth time in career) for minus 10 yards, recovered a fumble, returning it 15 yards to set-up a short touchdown and had four tackles vs. Carolina (10/31). Picked up a loose ball after a Smith sack and ran 15 yards to Carolina two-yard line in third quarter. RB Ken Oxendine scored on a one-yard touchdown plunge. Dropped Pro Bowl QB Steve Beuerlein for his second sack of afternoon on Carolina's first drive of fourth stanza. Part of a defense which held their second runner under 100 yards on season...Registered seven tackles and 1.5 sacks at Tampa Bay (11/21). Stuffed WR Jacquez Green on a reverse for a two-yard loss in second quarter. Sacked QB Trent Dilfer for minus five yards in first half and teamed with Travis Hall to dump Dilfer for an eight-yard loss in first quarter...Finished with five tackles, a sack and two QB pressures in the rematch at Carolina (11/28).

**1998:** Enjoyed career-best year with 78 tackles and 49 solo stops in personal-high 16 starts...Third on defense in sacks with 6.5, highest total since 1993...Recorded four forced fumbles, one fumble recovery and 25 pressures...Shared top honors with nine tackles to go along with three pressures, a sack, and a batted ball to earn Defensive MVP accolades by coaches vs. Carolina (10/4)...Tied for second on team with nine tackles and added a forced fumble and a sack vs. New Orleans (10/18)...Named MVP by coaches for six tackles, 1.5 sacks, a pressure and batted ball vs. San Francisco (11/15)...Returned following week to earn same MVP honors vs. Chicago (11/22) with another six tackles and sack...Second on team with seven tackles in Super Bowl XXXIII vs. Denver (1/31/99).

**1997:** Picked off waiver wire by the Falcons from Detroit and became key player in defensive line rotation...Part of a line which helped team establish new team record of 55 sacks...Added four sacks to line's total of 43.5...Finished with 40 tackles, 14 pressures and two blocked field goal attempts...Singled out by coaches as player of the game vs. New Orleans (11/23) for registering six tackles, two sacks, a pass defended, and a blocked field goal...Collared a season-high seven tackles, one for loss, vs. Carolina (9/7)...Posted five stops and a sack at St. Louis (11/16).

**1996:** Started the season in Atlanta...Made eight tackles in four games...Released on October 7, a day after facing Detroit in which he forced a Barry Sanders fumble...Played in seven of 10 games after being acquired by Detroit...Had two tackles vs. Green Bay (12/15).

**1995:** Logged time in 13 games with two starts as a back-up to Michael Dean Perry...Missed three games with a sprained right knee suffered at Seattle (10/1) that required

surgery...Amassed 13 tackles, two sacks, a pass defended...Vs. Arizona (11/5) returned from a three-game hiatus to collect a pair of sacks...Had two stops and blocked a field goal at Kansas City (12/17).

**1994:** Played in all 16 games with 15 starts...Ended up with 63 tackles, six sacks, second-best on team, one fumble recovery and five passes defended...Added a team-record four blocked field goals...Two of blocks came against Morten Andersen of N.O. (12/24)...Totaled nine tackles and career-best three sacks of QB Jeff Hostetler vs. L.A. Raiders (12/11).

**1993:** Collected 49 tackles and a career-best seven sacks in starting all 16 games for first time in career...Picked off two passes vs. Green Bay (10/10) and vs. Chicago (12/18)...Had a two-sack performance vs. Seattle (10/31) and at Cleveland (11/7).

**1992:** Closed out rookie season third on team with 6.5 sacks...Moved into starting lineup for final two games...Posted 30 tackles and added two fumble recoveries and a forced fumble to his totals...Recorded two sacks vs. the Jets (11/8)...Following week forced and recovered a fumble vs. the Giants (11/15).

**College:** A first-team All-America and two-time All-SWC pick for the Texas Longhorns, he registered 181 tackles, 22 sacks, 52 QB pressures, seven forced fumbles, two recovered fumbles, and seven blocked kicks in three years. Texas' left defensive end broke in as a starter as a freshman and he declared himself eligible for the NFL draft after his junior season after posting 72 tackles, 25 QB pressures, four forced fumbles, nine passes knocked down and four blocked kicks.

**Personal:** Married (Chris) with daughters, Berkley and Haley. Golden Gloves boxing champion during his high school days in Texas. With his long arms and keen anticipation, Dronett has blocked eight field goals in the NFL (4 in 1994) with two more in 1997 and in 1998. If you count his seven blocks in college, he has 15 total blocks. Teammate Morten Andersen is very familiar with Dronett's special knack for blocking kicks as he was the victim of two of his blocks in New Orleans in 1994. An all-state product in the highly competitive state of Texas as a tight end, Shane was rated the best prospect at that position in the state out of Bridge City H.S. Orange, TX native majored in landscape architecture.

#### Dronett's Career Statistics

Year	Team	GP/GS	Tckls	Solos	Sacks	INT	PD	FF	FR	BFG
1992	Den	16/2	53	30	6.5	0	5	1	2	0
1993	Den	16/15	49	32	7.0	2	5	1	0	0
1994	Den	16/15	63	39	6.0	0	5	1	0	4
1995	Den	13/2	8	5	2.0	0	1	0	0	1
1996	Atl/Det	12/0	14	8	0.0	0	0	2	0	0
1997	Atl	16/1	40	25	3.0	0	5	0	0	2
1998	Atl	16/16	81	50	6.5	0	3	4	1	0
1999	Atl	16/16	67	37	6.5	0	1	0	1	1
<b>Totals:</b>		<b>121/67</b>	<b>375</b>	<b>226</b>	<b>37.5</b>	<b>2</b>	<b>25</b>	<b>9</b>	<b>4</b>	<b>8</b>

#### Dronett's Postseason Statistics

Year	Team	GP/GS	Tckls	Solos	Sacks	INT	PD	FF	FR	BFG
1993	Den	1/1	2	2	0.0	0	0	0	0	0
1998	Atl	3/3	11	8	0.0	0	0	0	1	0
<b>Totals:</b>		<b>4/4</b>	<b>13</b>	<b>10</b>	<b>0.0</b>	<b>0</b>	<b>0</b>	<b>0</b>	<b>1</b>	<b>0</b>

#### Dronett's Best Games

Tackles	Sacks	INT's	Blocked FG's
9 vs. N.O. (10-18-98)	3 @ Raid (12-11-94)	1 @ Chi (12-18-93)	2 vs. N.O. (12-22-94)
9 vs. Car (10-4-98)	2 (6 times)	1 vs. G.B. (10-10-93)	1 (6 times)
9 vs. Phil (9-13-98)	Last time vs. Car		Last Time vs. Minn
9 @ Raid (12-11-94)	(10-31-99)		(9-12-99)
7 @ StL (11-29-98)			



**TIM DWIGHT**  
**WIDE RECEIVER • 5-8 • 180**  
**3rd Season • Iowa**  
**Born 7-13-75 • Iowa City, IA**  
**Acq: D4 - '98 (114th)**

**Transaction:** Originally a fourth round (114th pick overall) draft choice by Atlanta in 1998.

**NFL:** Dangerous, explosive returner with improving wide receiver skills...Led the team in total touchdowns in his second season in 1999 with nine...Worked his way into eight starting assignments in 1999 opposite Terance Mathis and led the team with seven receiving touchdowns and 13 big plays (of 20 or more yards)...Scored a touchdown four different ways in two seasons (kickoff, punt, receiving, rush)...Stands second in combined return yardage with 2,400 and fourth all-time in career kickoff return yards with 1,917 after only two seasons...Named to several All-Rookie teams after impressive all-purpose first season.

**1999:** Started eight of 12 games played at wide receiver and missed four games due to injury...Stepped into the starting lineup midway through the season and finished with a career-best 32 receptions for 669 yards and a team-best seven scores...His 20.9 average is the second-highest in a season in team history...Added a punt return for a score and a rushing touchdown to total a team-high nine touchdowns...Amassed two 100-yard receiving games and a pair of two touchdown games...Returned 44 kickoffs, tied for third-most ever, for 944 yards and a 21.5 average...Ran back 20 punts for 220 yards and a 11.0 average, tied for fourth-highest all-time...Caught a 45-yard touchdown pass from QB Danny Kanell for Atlanta's first score at Dallas (9/20) as he out-jumped Dallas defender Duane Hawthorne at the 10-yard line and raced into the end zone untouched to cut the lead to 17-7...Sunday deactivation at St. Louis (9/26) due to re-aggravating hamstring injury in practice during the week. First injured the hamstring during warm-ups against Minnesota (9/12) which limited him to returning punts and kickoffs...Friday deactivation vs. Baltimore (10/3)...Started at wide receiver for first time in career at Pittsburgh (10/25), replacing Chris Calloway, on Monday Night and caught three passes for 44 yards, rushed two times for eight yards, returned two punts for 15 yards and three kickoffs for 61 yards...Recorded his first two-touchdown game of career with a 35-yard and four-yard reception to propel Atlanta to a 27-20 victory over Carolina (10/31)...Returned opening kickoff of second half 99-yards for a touchdown against Jacksonville (11/7) but play was nullified on controversial penalty on rookie JohnDale Carty. Still totaled 216 combined yards (142 kickoffs, 27 punts, 47 receiving)...Scored first rushing touchdown of career on an eight-yard rush around right end after lining up in backfield at Tampa Bay (11/21)...Collected his first 100-yard receiving game of career at Carolina (11/28) in the rematch when he grabbed five passes for 102 yards. Marked only the second Falcon receiver to have a 100-yard receiving game after 12 weeks. Returned six kickoffs for 115 yards and a pair of punts for 15 yards with one rush for three yards for a total of 235 all-purpose yards. Included in his total was a then career-long catch of 58 yards. Named offensive and overall MVP by coaches...Added a 48-yard touchdown catch vs. New Orleans (12/5) in first half before leaving the game with an injured knee (suffered on opening kickoff) and hamstring injury and did not return in second half...Sunday deactivation at San Francisco (12/12) and Friday deactivation at Tennessee (12/19)...Set single-game high marks vs. San Francisco (1/3/00) in season finale with seven receptions for 162 yards (16th-most ever in a game), including two scores of four and 60-yards, plus added a 70-yard punt return touchdown, the seventh longest ever in team history, to help Atlanta win 34-29 on Monday Night. He became the first Falcon to tally three scores in a game since Jamal Anderson had three (two rushing, one receiving) vs. St. Louis (11/1/98). His 18 points scored tied him in the record book (with 12 others) for second-most all-time. The 60-yard scoring catch was a career-long, besting the 58-yarder at Carolina (11/28/99). Established a career-high with 241 all-purpose yards (162 receiving, 79 punt returns), the third-most ever in a single. His previous best was the 235 all-purpose yards at Carolina (11/28/99). Named NFC Special Teams Player of the Week by NFL for his

efforts for second time in career. Took a Chad Stanley punt back 70-yards for a score with :31 left in first half for first-ever PR touchdown to give Atlanta a 17-7 halftime edge. Ended the day with a personal-best 79 punt return yards.

**1998:** Played in 11 games, including Super Bowl XXXIII vs. Denver (1/31/99) where he returned a kickoff 94 yards for a touchdown, the fourth longest in Super Bowl history. Returned five kickoffs for 210 yards vs. Denver, the fourth-most ever...Combined for 1,371 all-purpose yards...Returned 36 kickoffs for 973 yards for a 27.0 average with one TD...Returned 31 punts for 263 yards and an 8.5 average...Caught four passes for 94 yards and one TD on the year...Rushed eight times for 19 yards with a long of seven yards...Completed one of two passes for 22 yards...Caught a 44-yard touchdown pass and returned three kickoffs for 70 yards in season opener at Carolina (9/6)...Ran back six kickoffs for 127 yards, returned three punts for 36 yards, rushed three times for 12 yards for 175 combined yardage (second-most on season) at San Francisco (9/27)...Set tone for Georgia Dome record 51 point outburst by running opening kickoff back 93 yards (7th longest ever) for a score vs. Carolina (10/4). Finished with four kickoffs for 169 yards, completed a pass to Chris Chandler for 22 yards to set-up another score and rushed twice for seven yards to total a regular season-best 198 all-purpose yards against the Panthers...Named NFC Special Teams Player of the Week and overall team MVP...Amassed four kickoffs for 89 yards, five punts for 46 yards and one catch for 22 yards for 155 combined yards vs. New Orleans (10/18)...Hauled in one catch for 20 yards, ran back a punt for 10 yards and returned two kicks for 56 yards before spraining his left knee early in third quarter, breaking free of the line to cover a punt at Jets (10/25/98)...Led all rookie's (excluding quarterbacks) in total all-purpose yards with 871 at halfway point of season (767 ret- 85 rec- 19 rush)...Missed four games due to injury...First action back after injury returned seven punts for 75 yards, a pair of kickoffs for 40 yards, and caught a pass for 9 yards at St.Louis (11/29)...Collected three punts for 29 yards and three kickoffs for 88 yards with a 71-yard return being called back due to penalty vs. Indianapolis (12/6)...Rushed three times for 28 yards, returned two punts for 35 yards and ran back four kickoffs for 110 yards for a combined 173 all-purpose yards in NFC Championship Game at Minnesota (1/17/99)...Set a Falcons playoff record for longest punt return with a 36-yarder vs. San Francisco (1/9/99) in Divisional playoff game.

**College:** Finished 7th in balloting for the Heisman Trophy in '97. Consensus All-American as a return specialist by Associated Press, American Football Coaches Association, The Sporting News, and Football Writers Association. Led nation with a 19.3 average on 19 punt returns in '97, including touchdowns of 92-yards vs. Indiana (3rd longest ever at Iowa), 61-yards vs. Michigan, and 44 yards vs. Minnesota. Broke the oldest standing single-season or career school record of '39 Heisman Trophy winner Nile Kinnick with his 440 yards on 24 returns as a junior. Established a Big Ten record with 5 career punt return TD's and tied a single-season Big Ten mark with three TD's. Led Big Ten in punt returns three times in last four seasons. All-Time Big Ten leader in career punt return yardage with 1,102 on 76 returns. Ranks 1st in Iowa history in career receiving yards with 2,271, 3rd in catches with 139, 3rd in TD's with 32 and tied for 6th in scoring with 192 points. Shares Iowa record and ranks 11th in Big Ten with 21 receiving career TD's. Only Iowa player ever to surpass 1,000 career yards in receiving, punt returns and kickoff returns. Scored touchdowns via rushing, receiving, punt returns and threw for two scores. Received degree in sports management last year.

**Personal:** Single. Called "a little crazy" by former teammate Tavian Banks (Jaguars). Tim has raced motorcycles, and jumped off apartment balconies into snowdrifts. Iowa coaches even had the all-purpose dynamo as a nickel back on defense his senior season early in the year. A big-time track athlete, Dwight competed on both the indoor and outdoor teams for his last three seasons. He finished second in the 55 meters (6.36), fifth in the 200 meters (21.94) and sixth in the long jump (23' 41/4") at a Big Ten indoor meet in '98. Won NCAA appeal to compete on track in spring of 1999 following first NFL season. Captured 100 meters, finished second in 200, ran on winning leg of 400 and 1,600 relays, to be named "Athlete of the Meet" at Big 10 championships. Iowa ended up second place overall which was best finish in 32 years. Season before had a third place clocking in the 100 meters (10.45) and a fifth place showing (20.99) at the Big Ten outdoor meet as a junior. A high school All-American by Street & Smith, Blue Chip Illustrated, Super Prep and Prep Football Report at Iowa City (Iowa) H.S., Tim scored 80 touchdowns and rushed for 4,047 yards

during his career. The '93 Gatorade Circle of Champions Player-of-the-Year became the first player to ever earn back-to-back Missouri Valley Conference Player-of-the-Year honors. This two-time all-state performer led Iowa City to the Class 4A state title as a senior, rushing for 2,113 yards on 196 carries with a state record 43 TD's. He also excelled in track by winning 12 state, 10 Drake Relays and 15 conference titles as he led the team to three straight state championships. One of three Iowa prep athletes to win the state title four times in one event - 200 meter dash. For his efforts he was afforded the Gatorade Iowa Track Athlete-of-the-Year honors in '92-93.



<b>Dwight's Career Statistics</b>													
Year	Team	GP/GS	Rush	Yds	Avg.	LG	TD	Rec	Yds	Avg	LG	TD	
1998	Atl	12/0	8	19	2.4	7	0	4	94	23.5	44t	1	
1999	Atl	12/8	5	28	5.6	9	1	32	669	20.9	60t	7	
<b>Totals:</b>		<b>24/8</b>	<b>13</b>	<b>47</b>	<b>3.6</b>	<b>9</b>	<b>1</b>	<b>36</b>	<b>763</b>	<b>21.2</b>	<b>60t</b>	<b>8</b>	
<b>Kickoff Returns</b>						<b>Punt Returns</b>							
Year	No.	Yds	Avg	LG	TD	No.	Yds	Avg	LG	TD	Total Yds		
1998	36	973	27.0	93t	1	31	263	8.5	23	0	1,252		
1999	44	944	21.5	40	0	20	220	11.0	70t	1	1,861		
<b>Totals:</b>		<b>80</b>	<b>1,917</b>	<b>24.0</b>	<b>93t</b>	<b>1</b>	<b>51</b>	<b>483</b>	<b>9.5</b>	<b>70t</b>	<b>1</b>	<b>3,113</b>	
<b>Dwight's Postseason Statistics</b>													
Year	Team	GP/GS	Rush	Yds	Avg.	LG	TD	Rec	Yds	Avg	LG	TD	
1998	Atl	3/0	4	33	8.3	21	0	0	0	0.0	0	0	
<b>Totals:</b>		<b>3/0</b>	<b>4</b>	<b>33</b>	<b>8.3</b>	<b>21</b>	<b>0</b>	<b>0</b>	<b>0</b>	<b>0.0</b>	<b>0</b>	<b>0</b>	
<b>Kickoff Returns</b>						<b>Punt Returns</b>							
Year	No.	Yds	Avg	LG	TD	No.	Yds	Avg	LG	TD			
1998	10	343	34.3	94t	1	5	75	15.0	36	0			
<b>Totals:</b>		<b>10</b>	<b>343</b>	<b>34.3</b>	<b>94t</b>	<b>1</b>	<b>5</b>	<b>75</b>	<b>15.0</b>	<b>36</b>	<b>0</b>		
<b>Dwight's Best Games</b>													
<b>Receptions</b>			<b>Yards</b>			<b>Long</b>			<b>TD's</b>				
7 vs S.F. (1-3-00)			162 vs. S.F. (1-3-00)			60t vs. S.F. (1-3-00)			2 vs. SF (1-3-00)				
5 @ Car (11-28-99)			102 @ TB (11-21-99)			48t vs. N.O. (12-5-99)			2 vs. Car (10-31-99)				
4 @ TB (11-21-99)			80 vs. N.O. (12-5-99)			46 vs. St.L (10-17-99)			1 4 times last time				
3 3 times last time vs. Ari (12-26-99)			61 vs. Car (10-31-99)			45 @ Dal (9-20-99)			vs. N.O. (12-5-99)				
			56 vs. St.L (10-17-99)			44t @ Car (9-6-98)							
<b>Punts</b>			<b>Yards</b>			<b>Kickoffs</b>			<b>Yards</b>				
7 @ StL (11-29-98)			79 vs. SF (1-3-00)			7 vs. St.L (10-17-99)			169 vs. Car (10-4-98)				
5 @ N.Y.G. (10-11-98)			75 @ StL (11-29-98)			6 @ S.F. (9-27-98)			157 vs. St. L (10-17-99)				
3 (6 times)			46 @ N.Y.G. (10-11-98)			6 @ Car (11-28-99)			142 vs. Jax (11-7-99)				
			36 @ S.F. (9-29-98)			6 vs. S.F. (9-27-98)			127 @ S.F. (9-27-98)				
			29 @ Ind (12-6-98)			6 vs. Jax (11-7-99)			115 @ Car (11-28-99)				
						5 @ TB (11-21-99)			102 @ TB (11-21-99)				

### Dwight's "Big Plays" - 30 or More Yards

(counting playoffs - 29 total)

<u>Yards</u>	<u>Play</u>	<u>Date</u>	<u>Opponent</u>
94t	KOR	1-31-99	vs. Denver
93t	KOR	10-4-98	vs. Carolina
70t	PR	1-3-00	vs. S.F.
60t	Catch	1-3-00	vs. S.F.
58	Catch	11-28-99	@ Carolina
48t	Catch	12-5-99	vs. N.O.
46	Catch	10-17-99	vs. St. Louis
45t	Catch	9-20-99	@ Dallas
44t	Catch	9-6-98	@ Carolina
42	KOR	1-31-99	vs. Denver
40	KOR	10-31-99	vs. Carolina
38	KOR	11-7-99	vs. Jax
38	KOR	12-20-98	@ Detroit
37	KOR	10-17-99	vs. St. Louis
36	PR	1-9-99	vs. S.F.
36	PR	11-21-99	@ T.B.
36	KOR	9-13-98	vs. Philadelphia
35t	Catch	10-31-99	vs. Carolina
34	KOR	12-27-98	vs. Miami
33	KOR	12-13-98	@ New Orleans
33	KOR	12-6-98	vs. Indianapolis
32	Catch	12-5-99	vs. N.O.
32	KOR	11-21-99	@ T.B.
32	Catch	12-5-99	vs. N.O.
31	KOR	9-6-98	@ Carolina
30	KOR	11-21-99	@ T.B.
30	Catch	11-7-99	vs. Jax
30	KOR	10-25-98	@ N.Y. Jets
30	KOR	10-4-98	vs. Carolina

Touchdowns in red bold



**EMIL EKİYOR**  
**DEFENSIVE END • 6-4 • 270**  
**1st Season • Central Fla.**  
**Born 12-25-73 • Daytona Beach, FL**  
**Acq: FA- '00**

**Transactions:** Originally signed as a rookie free agent by Tampa Bay in 1996. Waived by Tampa Bay and signed to team's practice squad. Waived by Tampa Bay in 1997 and signed to team's practice squad. Waived by Indianapolis after training camp in 1998. Waived by Atlanta on September 5, 1999. Signed to team's practice squad on September 15, 1999.

**NFL:** Quick, active defensive lineman...Looking to make an NFL roster after being in training camp with three different teams (Tampa Bay twice), Indy and Atlanta.

**1999:** Spent the season on the club's practice squad after initially being released during training camp.

**College:** Appeared in 33 games for Central Florida. Recorded 115 tackles and 19.5 sacks

during collegiate career. Served as team captain as a senior and posted 57 tackles with a team-high 4.5 sacks. Did not play during junior season. Registered 27 stops and 10 sacks as a sophomore, seeing action in 11 games. Also forced three fumbles and recovered another. Played in 11 games as a freshman and totaled 31 tackles while tying for team lead with five sacks. Redshirted in 1991.

**Personal:** Single. Splits offseason time between Orlando and Tampa, Florida. Starred in football, basketball, track and soccer as a prep at Port Orange (FL) High School. Set a school season record in basketball with 120 blockedshots during his final prep campaign. Born December 25, 1973 in Daytona Beach, Florida.

		<p><b>BRIAN FINNERAN</b> <b>WIDE RECEIVER • 6-5 • 208</b> <b>1st Season • Villanova</b> <b>Born 1-31-76 • Mission Viejo, CA</b> <b>Acq: FA - Phil (12-13-99)</b></p>
--	---	--

**Transactions:** Originally signed by the Seattle as a free agent on April 28, 1998. Waived by Seattle on August 25, 1998. Signed by Philadelphia on July 6, 1999. Waived by Philadelphia on October 12, 1999. Signed by Atlanta to the practice squad on December 13, 1999.

**NFL:** Big, tall rangy target who played in three games with the Philadelphia Eagles last year after strong showing in NFL Europe with Barcelona Dragons...Spent rest of 1999 season on the Falcons' practice squad...Will compete for a roster spot in a deep Falcons receiving corps in 2000.

**1999:** Made Philadelphia's final roster and played in three games, while being inactive for two other games...Caught two passes for 21 yards with an 11-yard long...Saw action vs. Arizona (9/12), at Buffalo (9/26) and at New York Giants (10/3)...In NFL debut vs. Arizona caught his first pro pass for a 10-yard gain from QB Doug Pederson...At Buffalo (9/26) the following week lined up at tight end at various times and caught one pass for 11 yards...Played but did not catch a pass at New York (10/3).

**NFL Europe:** Finished third in NFL Europe in receptions with 54, fourth in yards with 844 and fourth in touchdowns with eight while playing for Barcelona Dragons...Named offensive player of the week at Amsterdam after hauling in seven passes for 205 yards with three touchdowns. Those single-game totals were ranked first and second, respectively, all-time in an NFL Europe game.

**1998:** Signed as a rookie free agent by the Seattle Seahawks after a prolific college career at Villanova...Did not make the final roster and was waived.

**College:** Earned All-America honors by Associated Press after a senior year at Villanova where he caught 96 passes for 1,389 yards with 19 touchdowns. For his efforts he was afforded the Walter Payton Award given to the nation's top offensive player in Division I-AA. Finished his productive career with a school record 265 receptions for 3,872 yards with 34 touchdowns.

**Personal:** Married (Erin) with two children, Conor (5), and Brynn (4). A native of Mission Viejo, Ca., he attended Santa Margarita High School where he starred with his twin brother, Brad, a wide receiver who later played with Brian at Villanova. Worked as a risk manager for Control Air prior to signing with NFL Europe. Born on January 31, 1976.

### Finneran's Career Statistics

Year	Team	GP/GS	Rec	Yards	Avg	LG	TD
1999	Phil	3/0	2	21	10.5	11	0
Totals		3/0	2	21	10.5	11	0





**DERRICK GARDNER**

**CORNERBACK • 6-0 • 185**

**2nd Season • California**

**Born 3-10-77 • Oakland, CA**

**Acq: FA - '00**

**Transactions:** Originally signed as a rookie free agent by Atlanta on April 4, 1999. Waived by Atlanta on September 5, 1999. Signed by Atlanta to practice squad on September 7, 1999. Signed by Atlanta to 53-man roster on October 20, 1999. Waived by Atlanta on November 17, 1999. Signed by Atlanta to 53-man roster on November 30, 1999.

**NFL:** Made the 53-man roster out of training camp...Gained experience in seven games as a rookie after spending the first part of the season on the practice squad...Looking to vie for a spot as a nickel back...Allocated to the Rhein Fire of NFL Europe for football development this spring.


**1999:** Performed in seven games mainly on special teams but did see spot duty in the secondary late in the year...Made three tackles on special teams and three more stops on defense...Saw his first action of the season at Pittsburgh (10/25) and made a tackle on special teams...Sunday deactivation against Jacksonville (11/7)...Waived on November 17 when Atlanta signed WR Bryan Still from San Diego...Re-signed to roster after S Marty Carter was lost for the season with a knee injury on November 30...Collared a career-high three tackles in the secondary in first game back vs. New Orleans (12/5)...Ended the season with a special teams stop vs. San Francisco (1/3/00).

**College:** A three-year starter at cornerback for the California Bears after playing at both free safety and corner as a freshman in 1995. Started all 11 games as a senior in 1998, finishing with 37 tackles, including 27 solo stops. Paced the squad as a junior with his first two career interceptions. Recovered two fumbles as a junior vs. Arizona State, returning one 72-yards for a touchdown. Tied for third in the PAC-10 that year with 12 passes defensed. Started six games at cornerback and three at free safety as a freshman.

**Personal:** Single. Earned first-team all-state honors at Skyline High School in Oakland, CA. Held all receivers to just a single catch all season. Second leading rusher in the Oakland Athletic League as a tailback on offense with 888 yards. Psychology major at Cal.

### Garnder's Career Statistics

Year	Team	GP/GS	Tckls	INT's	Yds	TD	PD	FF	FR	Sacks	SpT
1999	Atl	7/0	3	0	0	0	0	0	0	0	3
Totals		7/0	3	0	0	0	0	0	0	0	3

	 	<p><b>JAMMI GERMAN</b>          (pronounced JAY-me)  <b>WIDE RECEIVER • 6-1 • 192</b>  <b>3rd Season • Miami</b>  <b>Born 7-4-74 • Ft. Myers, FL</b>  <b>Acq: D3 - '98 (73rd)</b></p>
---	---	---

**Transaction:** Originally a third round (73rd pick overall) draft choice by Atlanta in 1998. Waived by Atlanta and signed to practice squad on September 7, 1999. Activated from practice squad to regular roster on September 14, 1999.

**NFL:** Started second season on practice squad before being signed to 53-man roster...Tall, rangy receiver with knack for big plays...Flashed potential in 1998 preseason to make club...Placed on injured reserve with a sprained left knee suffered at New England (11/8/98).

**1999:** Played in 14 games after being activated from the practice squad prior to Dallas (9/20) contest...Caught 12 passes for 219 yards for a 18.3 average with three touchdowns...Set personal-bests in every category...Also added five special teams tackles...Hauled in his first pro passes and scored first NFL touchdown vs. Baltimore (10/3). Caught three passes for 48 yards. Went in motion and caught a short shovel pass from QB Danny Kanell on 3-19 at Baltimore 30 and maneuvered through defenders en route to a 30-yard touchdown to give Atlanta the lead at 13-3 at end of third quarter. It marked his first NFL reception. Hauled in a 16-yarder from Kanell in fourth quarter...As a reserve wide receiver came up with huge play to change momentum of second half and set-up Atlanta's first touchdown at New Orleans (10/10). Caught a four-yard pass from QB Tony Graziani then cut across the field to right, got downfield blocks from WR Chris Calloway and RB Ken Oxendine, cut back left and reached the New Orleans six-yard line for a 62-yard gain, the longest play from scrimmage of the season. His personal-best long catch resulted in a one-yard touchdown plunge by FB Bob Christian with 10:59 left in third quarter to close the gap to 17-14 in an eventual Atlanta 20-17 win...Credited with a 23-yard gain vs. Jacksonville (11/7) after catching a ball that bounced out of the hands of Jacksonville CB Fernando Bryant...Grabbed two aerials for 24 yards at San Francisco (12/12) and made a devastating block on punter Chad Stanley, knocking him out of the game, on Winslow Oliver's 58-yard punt return touchdown in third quarter...Caught two scoring passes for first time in career from 16 and 6 yards at Tennessee (12/19). The third Falcon player to have multiple touchdown game of season. Finished with three receptions for 35 yards and added a special teams tackle. Hauled in a 13-yard pass from Danny Kanell on first scoring drive in first quarter. Culminated drive with a finger-tip catch from Kanell for a 16-yard touchdown despite being interfered with on play and drawing a flag, which tied the score at 7 apiece. On first and goal from Tennessee six-yard line in second quarter, caught a scoring pass from Kanell to close the gap to 17-14.

**1998:** Played in six games and inactive for three others...Finished with five special teams tackles...Inactive first two weeks of season...Next to Tim Dwight on kickoff returns and played on special teams at San Francisco (9/27)...Moved to 'gunner' position as outside cover man the next week vs. Carolina (10/4)...Named Special Team MVP at Giants (11/1) with team and season-high three special teams tackles...Lined up as wide out for first time all season vs. St.Louis (11/1)...Made two tackles on special teams at New England (11/8) before injuring left knee...Fourth on team in special teams tackles with five at time of injury.

**College:** An All-Big East Conference first-team pick in '95, Jammi led the Hurricanes with 41 receptions for 730 yards for a 17.8 average and three touchdowns as their starting flanker. The 730 receiving yards is the 10th highest total ever for a single-season in Miami history. German's top game was an 169 yard effort on six catches with touchdowns of 77 and 30 yards against Temple. The 77-yard grab was the longest by a Hurricane in four years since Horace Copeland's 80-yarder in '91. Jammi snatched 8 passes for 111 yards vs. Pittsburgh, had four receptions for 66 yards vs. Syracuse, and totaled 90 yards on 4 receptions vs. West Virginia. His best collegiate season as a wide receiver also included a 59-yard scoring catch against Rutgers and six receptions against rival Florida State. In '94, German was an All-Big East choice as a returner, sporting a 9.1 average on punts and 21.6 mark on kickoffs. He returned 27 punts for 245 yards and 11 kickoffs for 237 yards. His season also included starting the first 10 games (and 11 of 12 overall) and posting 33 receptions for 391 yards for a 11.8 average with two scores to finish second on the team's charts (behind current Eagles starter Chris T. Jones). He finished his career with 90 receptions for 1,334 yards and six TD's.

**Personal:** Single, Jammi Darnell hails from the same Ft. Myers, Fl. area that produced former Falcon Deion Sanders. He was a USA Today Defensive Player-of-the-Year and a Parade first-team All-America as a senior at Ft. Myers High. This talented athlete played flanker, tailback and returner in addition to roaming the secondary. German caught 15 passes for 500 yards and four TD's, rushed for 625 yards with seven more scores for a total of 11 TD's, and averaged 45.2 yards per kickoff return as an offensive weapon. On defense, he registered 107 tackles with three pickoffs, six fumble recoveries and five forced fumbles while being named Ft. Myers Press Player-of-the-Year as well as a Football News Prep All-American, and Blue Chip Illustrated's Southeast Region Defensive Player-of-the-Year. Jammi established three records in the Georgia/Florida All-Star game including a 92-yard TD catch and 125 receiving yards to lead his team to a 21-7 victory. He started two years for the school's basketball team and competed in the 100 and 200 meter dashes for the track team. He ran the anchor leg for the 4x100 relay team that finished second in the state finals in his last season. German was one of the top prep players in the entire nation and one of the most highly recruited players in the country as a senior. Jammi's cousin, Donald Ellis, was a cornerback for the Hurricanes. A liberal arts major, he once spoke at William Turner High School during their Red Ribbon week festivities during the fall of 1993.



#### German's Career Statistics

Year	Team	GP/GS	Rec	Yds	Avg	LG	TD	Sp Tms
1998	Atl	6/0	0	0	0.0	0	0	5
1999	Atl	14/0	12	219	18.3	62	3	5
<b>Totals:</b>		<b>20/0</b>	<b>12</b>	<b>219</b>	<b>18.3</b>	<b>62</b>	<b>3</b>	<b>10</b>

#### German's Best Games

Receptions	Yards	Long	Touchdowns
3 @ Tenn (12-19-99)	62 @ N.O. (10-10-99)	62 @ N.O. (10-10-99)	2 @ Tenn (12-12-99)
3 vs. Bal (10-3-99)	48 vs. Bal (10-3-99)	301 vs. Bal (10-3-99)	1 vs. Bal (10-3-99)
2 @SF (12-12-99)	35 @ Tenn (12-19-99)	23 vs. Jax (11-7-99)	
14 times	24 @ SF (12-12-99)	17 vs. SF (1-3-00)	



## TONY GRAZIANI

QUARTERBACK • 6-2 • 215

4th Season • Oregon

Born 12-23-73 • Modesto, CA

Acq: UFA D7 - '97 (204th)

**Transactions:** Originally a seventh round (204th pick overall) draft choice by Atlanta in 1997.

**NFL:** Mobile, left handed signal caller...Spent past three-seasons learning behind two-time Pro Bowler Chris Chandler...Played in 18 games with five starts...Allocated to the Barcelona Dragons of NFL Europe in spring of 2000.

**1999:** Started the most games of his three-year career with three in place of an injured Chris Chandler and played in a total of 11 games...Demoted to third quarterback at Tennessee (12/19) but served as back-up to starter Danny Kanell when Chandler did not play due to ribs and shoulder injury...Completed 62 of 118 passes for 759 yards with two touchdowns and four interceptions...Had career-best 64.2 passer rating...Started for third time in career after Chandler did not play with a hamstring injury at Dallas (9/20). Finished seven of 16 for 90 yards before giving way to Danny Kanell in third quarter. Threw a flea-flicker to WR Chris Calloway on first play of game but Calloway dropped the ball at the Dallas 10-yard line. Second pass of game was intercepted by Dexter Coakley on 3-3 at Dallas 49. Fumbled in first series of second half after scrambling to avoid rush and Dallas recovered at Atlanta 26-yard line...Relieved Chandler (hamstring) with 3:34 remaining in first half at St. Louis (9/26). Completed 14 of 22 passes for 152 yards with first passing touchdowns of career with no interceptions in his finest outing of career. Finished with a single-game personal-best passer rating of 99.1. Showed poise in leading team to a 12 play 73 yard scoring drive in third quarter which took 7:28 off clock. Great fake handoff led to one-yard scoring pass to TE Brian Kozlowski for first career scoring pass to get Atlanta on the board in third quarter. During drive completed all six of his passes for 61 yards...Started for second time of the season vs. Baltimore (10/3) and hit on 9 of 13 passes for 73 yards before leaving the game with a concussion on a hit by LB Ray Lewis in second quarter. Guided team down the field on opening drive by mixing pass with run, completing seven of nine passes for 50 yards on a 15 play drive to Baltimore 20 yard line. Morten Andersen missed a 33-yard field goal on 16th play...Started and completed first game of his career at New Orleans (10/10) while collecting his first victory. Completed 11 of 20 passes for 162 yards with one touchdown, a long of 62, and no interceptions. Moved team down the field after receiving opening kickoff on a 11 play, 76 yard drive which culminated in a 22-yard scoring pass to Terance Mathis. With Atlanta trailing 17-7 in third quarter on 3-6 at Atlanta 32-yard line came up with a big play. Read blitz perfectly and found WR Jammi German before getting hammered to turf. German scampered 62-yards to New Orleans six. FB Bob Christian pounded over from the one to pull Atlanta within striking distance at 17-14 in third quarter in an eventual 20-17 win...Took over for Chandler (flu) on second series of second half the following week vs. St. Louis (10/17). Hit on 10 of 18 passes for 126 yards with one interception...Relieved an injured Danny Kanell (knee) in third quarter at Tennessee (12/19) and completed six of 14 passes for 73 yards with one pick.

**1998:** Played in four games with one start...Completed 16 of 33 passes for 199 yards with two interceptions...Listed as third-string quarterback for first seven weeks of season...Completed seven of 14 passes for 86 yards with one interception at Jets (10/25) in second half...Threw one pass for 11 yards at New England (11/8)...Started at St. Louis (11/29) for an injured Chris Chandler and led an opening 11-play 54 yard drive which produced a 42-yard field goal...Gave way to Steve DeBerg to start second half, finishing 8-18 for 102 yards with one interception...Played as a reserve vs. Miami (12/27) but did not attempt a pass.

**1997:** Inactive six of the first seven weeks as club's third quarterback...Entered the game for first time as pro at San Francisco (9/21) in fourth quarter and completed three of five passes for 17 yards with a one-yard scramble...Received initial starting assignment in pouring rain at Carolina (10/26)...Completed four of 18 passes for 24 yards and two picks in one half of work...Remained the team's second-string QB the rest of the season...Came in at end of game vs. New Orleans (11/23) but did not attempt a pass...Played in three games with one start on season.

**College:** An athletic, mobile quarterback, Tony finished his career at Oregon as the fifth-most prolific passer with 4,498 yards. The southpaw tossed 24 passing touchdowns and scrambled for 335 more yards on the ground with five rushing scores. Graziani started 19 of 28 games for the Ducks and completed 54% of his passes. His best season came in '95 as he completed 231-of-426 passes for 2,604 yards with 13 TD's. He was also a threat to run, gaining 236 yards on scrambles with four rushing TD's to end up with 2,840 all-purpose yards, 3rd most in team history. Tony started every game except the Illinois contest and enjoyed his finest college season in '95 in leading the Ducks over UCLA as he threw for two scores and scrambled for another in a big 38-31 win. He tossed for a personal-best 340 yards on 27 of 55 tries vs. Arizona State and added 322 yards on 23 of 49 attempts with a pair of scores in a 27-20 defeat of Utah. In the upset over UCLA, he hit on 76% of his passes on 19 of 25 for 255 yards with two TD's and a 19-yard rush for a score. His overall performance left him 8th in the nation in total offense. His college career included passing games of 340, 322, 316, 292, 287, 282, 276, and 255 yards. Tony was limited to six games in '96 due to a knee injury. He was recruited to Oregon by Falcons Defensive Coordinator Rich Brooks. Guided Ducks over higher-profile programs such as UCLA in '95 and Southern Cal in '94. It was Oregon's first win at the Los Angeles Memorial Coliseum against USC in 23 years as he helped lead the offensive assault that ended with 478 total yards. This political science major at Oregon racked up numbers that were second only to Dan Fouts and former Falcon QB's Chris Miller & Bob Berry.

**Personal:** Married (Sarah) with a one son (Benjamin Frederick). He became the third Falcon signal-caller and the first rookie since 1993 to start for the Falcons after only eight weeks of action in 1997 when he lined up under center at Carolina. Anthony Robert was born in Las Vegas and has one brother and two sisters in the family of Michael and Debbie Branham. Tony set every school record, throwing for 3,956 yards with 35 TD's. He helped capture a share of the Central California Conference crown (with a 7-3 record) by completing 129 of 221 attempts for 1,869 yards and 19 scores as a senior. The team captain garnered all-league and all-district accolades during his last prep season.



#### Graziani's Career Statistics

Year	Team	GP/GS	Att	Comp	Comp%	Yds	Long	TD	Int.	Rating
1997	Atl	3/1	23	7	30.4	41	13	0	2	3.7
1998	Atl	4/1	33	16	48.5	199	20	0	2	42.4
1999	Atl	11/3	118	62	52.5	759	62	2	4	64.2
<b>Totals:</b>		<b>18/5</b>	<b>174</b>	<b>85</b>	<b>48.9</b>	<b>999</b>	<b>62</b>	<b>2</b>	<b>8</b>	<b>51.39</b>

#### Graziani's Best Games

Completions	Attempts	Yards	Long
14 @ StL (9-26-99)	22 @ StL (9-26-99)	162 @ N.O. (10-10-99)	62 @ N.O. (10-10-99)
11 @ N.O. (10-10-99)	20 @ N.O. (10-10-99)	152 vs. Bal (10-3-99)	50 vs. StL (10-17-99)
10 vs. StL (10-17-99)	18 vs. StL (10-17-99)	126 vs. StL (10-17-99)	34 @ StL (9-26-99)
9 vs. Bal (10-3-99)	16 @ Dal (9-20-99)	90 @ Dal (9-20-99)	33 @ Dal (9-20-99)
			32 vs. Minn (9-12-99)

	 	<p style="text-align: center;"><b>TRAVIS HALL</b></p> <p style="text-align: center;"><b>DEFENSIVE TACKLE • 6-5 • 300</b></p> <p style="text-align: center;"><b>6th Season • BYU</b></p> <p style="text-align: center;"><b>Born 8-3-72 • Kenai, AK</b></p> <p style="text-align: center;"><b>Acq: D6, '95 (181st)</b></p>
---	---	--

**Transaction:** Originally a sixth round (181st pick overall) draft choice by Atlanta in 1995.

**NFL:** Solid presence on the interior of Falcons defense...Has more tackles over the last four seasons than any other interior linemen in NFL with 355...Went from seeing action in only three plays as a rookie in 1995 to starting 13 games and recording 98 tackles in 1996...Can be moved to defensive end if needed.

**1999:** Finished with the second highest total among Falcons defensive linemen with 76 tackles, including 44 solos in starting 15 of 16 games...Missed his lone start vs. Baltimore (10/3) because of thumb surgery but played. Lester Archambeau moved into his starting spot while rookie Patrick Kerney took over at left defensive end. Hall played for much of season with a bulky cast on hand...Matched his 1998 sack total by finishing with 4.5 sacks...Added 25 QB pressures, a fumble recovery, a forced fumble, and nine batted balls...Amassed 267.5 total points on the defensive grading system, fifth highest on the unit...Registered a sack of QB Billy Joe Hobert and made five tackles at New Orleans (10/10)...At Pittsburgh (10/25), tallied eight tackles and collared seven stops and four QB pressures at Tampa Bay (11/21)...Made eight tackles, a batted ball and QB pressure at Carolina (11/28) and recovered a huge Steve Beuerlein fumble late in fourth quarter to give Atlanta a chance to win at Carolina 20 with 3:12 left with team trailing 34-28...The next week vs. New Orleans (12/5) recorded his third career two sack game and first since a game vs. Oakland (9/14/97). Also added nine tackles, second highest on team, and a team-high four QB pressures. Dropped QB Billy Joe Hobert for a nine-yard sack in first quarter and QB Danny Wuerffel for an eight-yard loss in first half to be named defensive MVP by coaches...Finished with a season-high 11 tackles and blocked a 39-yard field goal attempt in third quarter at San Francisco (12/12).

**1998:** Started 13 of 14 games played and all three playoff games, including Super Bowl XXXIII vs. Denver (1/31/99)...Finished with 72 tackles, 4.5 sacks, 30 pressures, four recovered fumbles and one forced fumble...Blocked three PAT's...Began season as Defensive MVP at Carolina (9/6) with career-high seven QB pressures, four tackles and two batted balls as he was in the Panthers backfield all day...Recorded eight tackles vs. Philadelphia (9/13) the next week and seven stops at San Francisco (9/27) after the bye week...In rematch vs. Carolina (10/4) produced six tackles, six pressures, .5 sack, one forced fumble, one recovered fumble, a blocked extra point and a batted ball...Collared six tackles, .5 sack and two pressures at Giants (10/25)...Registered seven tackles, a fumble recovery and four pressures vs. New Orleans (10/18)...Sat out Jets game (10/25) with knee and ankle injuries to end starting streak at 27 games in-a-row...Left knee was scoped on Saturday before game vs. St. Louis (11/1)...Returned the following week at New England (11/8) and contributed a sack of Drew Bledsoe and a crushing block on Chuck Smith's 71-yard fumble return TD...Totaled six tackles each vs. Indianapolis (12/6) and at Detroit (12/20)...Recovered two fumbles, blocked an extra point and made three tackles vs. Miami (12/27)...In NFC Title game at Minnesota (1/17) recovered a fumble, collected four tackles, and a pass defensed.

**1997:** Started all 16 games for first time in career...Collected career-highs in tackles with 109, solo stops with 66, and sacks with 10.5...Became first interior lineman to record double-digits in sacks in team history...His 10.5 sacks was also the seventh-highest total by a Falcon linemen ever and third-best total by a defensive tackle in NFL...Played a big hand

### **Most Tackles By Interior Lineman 1996-99**

(according to Stats, INC.)

1. Travis Hall, ATLANTA	355
2. Luther Elliss, Detroit	291
3. James Jones, Detroit	279
4. Wayne Martin, New Orleans	238
5. Eric Swann, Arizona	236
6. Tim Bowens, Miami	234
7. Bryant Young, S.F.	232
8. John Randle, Minnesota	229

and two pressures at New Orleans (10/12) as club set a franchise record with 10 sacks...Posted nine tackles, two sacks, and three pressures to be named defensive MVP by coaches vs. Oakland (9/14)...At San Diego (12/7) collared nine tackles, a sack, two pressures and a pass break-up.

**1996:** Earned starting spot in training camp and went on to finish second on team in tackles with 98...Most tackles by a Falcon interior lineman since Moe Gardner's 128 in 1993...Made 13 starting assignments in 14 games played...Credited with six sacks, second-best total on team, 26 pressures, two forced fumbles and one recovered fumble...First ever pro start at Carolina (9/1) produced Kerry Collins sack and forced fumble...In third start vs. Philadelphia (9/22) registered a then personal-best with 14 tackles and trapped Rodney Peete twice for sacks...Collared nine solo stops out of 12 total tackles vs. Houston (10/13)...At Dallas (10/20) OL Erik Williams rolled his legs from behind to cause a high ankle sprain which made him miss two games...Returned to record 10 tackles and three pressures against San Francisco (12/2)...Underwent left thumb surgery on Dec. 26 for injury in season finale at Jacksonville (12/22).

**1995:** Saw action in only three plays from scrimmage vs. Detroit (11/5)...Made final roster by snaring nine tackles with seven solos in the last three preseason contests.

**College:** A Super Sleeper Team and All-Western Athletic Conference first team choice by the NFL Draft Report, Hall started all 13 games at right defensive end for the Top 20 ranked Cougars in '94. Travis recorded 61 tackles (38 solo), 8 sacks, 19 QB pressures, and 13 stops for losses. Despite playing on the line, he still managed to lead the team with 10 pass deflections, while corralling an interception and recovering two fumbles. One of his best all-around games came in a 13-12 win over Hawaii when he recorded 3 solo tackles, 3 QB pressures, deflected 3 passes, intercepted a pass to set up a sack, and forced 3 fumbles, earning WAC Defensive Player-of-the-Week honors.

**Personal:** Married (Tonya) with sons, Austin and Jacob. Hall is a self-made player who credits his time growing up in the wild of Kenai, Alaska (150 miles south of Anchorage) for his trademark intensity and relentless drive. For food he hunted live game (mostly moose) and to heat the old wood burning stove he chopped wood daily. Sometimes he would have to fight through heavy snow at knee length to find fuel. One of his summer jobs while with his father in Alaska was working on commercial fishing boats. Hall was humbled when his West Jordan (Utah) High School retired his #78 jersey in May of '97. Hall is just the sixth native Alaskan to ever play in the NFL. His father, Mark Hall, played center and every defensive position except safety as well as excelling as a wrestler in high school. Travis was an All-State selection by the Salt Lake Tribune/Desert News as a senior. A conscientious student he earned academic all-state honors for his 4.0 GPA as a senior and 3.76 mark as a junior. An excellent hockey player, he captured a medal in hockey at the 1989-90 Utah Winter Games as a junior club player. He laced up the skates in the '97 off-season and won a division title played at the old Omni after starting out competing in pickup games at the Atlanta Ice Forum in nearby Duluth, Ga. (New Atlanta Thrashers practice facility).

in helping set a new team record of 55 QB sacks...Combined with Chuck Smith for 23.5 sacks, the fourth-most productive duo in league and second-best ever in club history...Recorded six or more tackles in a game 11 times and 7 or more stops eight times...Earned first ever NFC Defensive Player of the Week honors at Seattle (11/30) with a career-high 15 tackles, two for losses, .5 sack, two pressures and a deflected pass...Registered 10 tackles, two sacks, a forced fumble, a recovered fumble

Hall's Career Statistics									
Year	Team	GP/GS	Tckls	Solo	Sacks	Press	FF	FR	BB
1995	Atl	1/0	0	0	0.0	0	0	0	0
1996	Atl	14/13	98	53	6.0	26	2	1	0
1997	Atl	16/16	109	66	10.5	29	0	1	5
1998	Atl	14/13	73	39	4.5	30	1	4	8
1999	Atl	16/15	76	44	4.5	25	1	1	9
<b>Totals:</b>		<b>61/57</b>	<b>356</b>	<b>202</b>	<b>25.5</b>	<b>110</b>	<b>4</b>	<b>7</b>	<b>22</b>

Hall's Postseason Statistics									
Year	Team	GP/GS	Tckls	Solo	Sacks	Press	FF	FR	BB
1995	Atl	0/0	0	0	0.0	0	0	0	0
1998	Atl	3/3	11	6	0.0	0	0	1	2
<b>Totals:</b>		<b>3/3</b>	<b>11</b>	<b>6</b>	<b>0.0</b>	<b>0</b>	<b>0</b>	<b>1</b>	<b>2</b>

Hall's Best Games				
Tackles	Sacks	Pressures	FF	FR
15 @ Sea (11-30-97)	3 @ N.O. (10-12-97)	7 @ Car (9-6-98)	1 @ Ten (12-19-99)	2 vs. Mia (12-27-98)
14 vs. Phil (9-22-96)	2 vs. N.O. (12-5-99)	6 vs. Car (10-4-98)	1 vs. Car (10-4-98)	1 @ Car (11-28-99)
12 vs. Hou (10-13-96)	2 vs. Oak (9-14-97)	4 vs. N.O. (12-5-99)	1 @ N.O. (12-8-96)	1 vs. N.O. (10-18-98)
11 @ S.F. (12-12-99)	2 vs. Phil (9-22-96)	4 @ Det (12-20-98)	1 @ Car (9-1-96)	1 vs. Car (10-4-98)
10 @ N.O. (10-12-97)	1.5 @ Sea (11-30-97)	4 vs. N.O. (10-18-98)		1 @ N.O. (12-8-96)
10 vs. S.F. (12-2-96)	1 vs. S.F. (11-15-98)	4 @ Det (10-6-96)		1 @ StL (12-15-96)

			<b>BOB HALLEN</b> <b>GUARD/CENTER • 6-4 • 305</b> <b>3rd Season • Kent</b> <b>Born 3-9-75 • Cleveland, OH</b> <b>Acq: D2 - '98 (53rd)</b>

**Transactions:** Originally a second round (53rd pick overall) draft choice by Atlanta in 1998.

**NFL:** Smart, hard working lineman who earned starting spot at left guard in second season...Can play either guard as well as center...Played in 12 games as a reserve as a rookie.

**1999:** Started 14 of 16 games played at left guard...Earned starting job at training camp, lost it to Greg Bishop, then re-inserted after Bishop was injured...Made his first ever start against Minnesota (9/12) in season opener. Helped limit All-Pro DT John Randle to just three tackles and no sacks...Started at St. Louis (9/26) but rotated at times with Calvin Collins. Offense managed only 68 yards rushing and 165 yards passing...In another start at New Orleans (10/10), offense went over 100 yards on the ground for first time all season with 108 en route to 251 combined yards in claiming the team's first victory of season...Did not start for first time at Pittsburgh (10/25) when Greg Bishop was inserted into lineup and was relegated to special teams...Relieved Bishop (sprained knee) vs. Carolina (10/31) in second half and aided the unit in scoring two touchdowns while accounting for 107 yards rushing and 201 yards passing...Back in starting lineup again vs. Jacksonville (11/7) due to injury to Bishop and offense struggled for just 42 yards rushing and 182 total yards in a loss...Rebounded to neutralize Defensive Player of the Year Warren Sapp at Tampa Bay (11/21) in second consecutive start. Sapp had just two tackles and got his only sack of game with :18 left as QB Chris Chandler ran out of pocket. Offense scored 10 first quarter points and converted all five third down opportunities but was held without a point in final three quarters while passing for 92 net yards...At Carolina (11/28), offense scored the most points of the season after 12 weeks with 28 with him in the starting lineup on the heels of 279 passing yards and four touchdowns...In a fourth straight start against New Orleans (12/5)

a week later the unit tallied the second-most rushing yards on the season with 128 highlighted by RB Ken Oxendine's career-high 85. Provided Chandler time to toss a pair of touchdown passes and run for one other in a 35-12 victory...Helped produce the best offensive output of year as club managed season highs in points (37), total yards (393), time of possession (35:20) and rushing yards (163) in a 37-14 blow-out against Arizona (12/26)...In a final start vs. San Francisco (1/3/00) the unit scored 34 points with 306 yards passing in a 34-29 win.

**1998:** Played in 12 games and in every playoff contest, including Super Bowl XXXIII vs. Denver (1/31/99)...Saw first action of season at San Francisco (9/27), filling in for an injured Calvin Collins at right guard after being inactive the first two weeks of the season...Played a reserve role vs. Carolina (10/4)...Dressed but did not play for next four games...Played on special teams and as a reserve for final nine contests.

**College:** Bob was a first-team All-Mid American Conference choice in 1997 for starting each game at right tackle and delivering 137 knockdown blocks. Hallen graded out a high 89% for his blocking consistency in '97 to help Kent State boast the 12th ranked offense in the nation with an average of 442 yards per game. He bulldozed holes for RB Astron Whatley to gain 373 rushing yards vs. Eastern Michigan and to record 17 100-yard games in his career. Hallen started all four years at Kent State with his first three years coming at the center position and played all of a possible 44 games. Recorded 334 total "pancake" blocks, including 20 in ONE game, and as a junior was voted the team's most outstanding offensive player. Named the team's Offensive Player-of-the-Week four times during his career. As a senior collected an unheard of 20 knockdown blocks in putting on a blocking clinic as Kent State rolled to 551 yards in the air against Central Florida. In 1996 was the school's recipient of the Jack Lambert Award given to the outstanding offensive performer.

**Personal:** Married (Heather). The couple lives in Duluth, Ga. Bob was the recipient of the L&L football scholarship provided by a school alum at Kent for his academic and athletic excellence which included a perfect 4.0 GPA for the spring and fall semesters. He joins a list of Kent players to be drafted in the pro's like current Falcons O.J. Santiago and Eugene Baker and includes the likes of former Falcons Gerald Tinker ('74-75) and Mike Zele ('79-83), Don Nottingham of the Baltimore Colts/Dolphins ('71-73, '73-77), Andy Harmon of the Eagles, Ken Walter of the Panthers, and the most famous alum in ex-Steeler Jack Lambert. He is the fifth Golden Flash alum to be drafted in the second round, the highest selection by any player in school history. Considered the strongest player on the team during his time at the Kent, OH school, he holds the team record with a 495-pound bench press and also boasts a 555-pound squat.

#### Hallen's Career Games Played/Started

**Career Totals:** 28/14

**Regular Season:** 1998 (Atlanta 12/0), 1999 (Atlanta 16/14)





## **BYRON HANSPARD**

**RUNNING BACK • 5-10 • 200**

**4th Season • Texas Tech**

**Born 1-23-76 • Desoto, TX**

**Acq: D2 - '97 (41st)**

**Transaction:** Originally a second round (41st pick overall) draft choice by Atlanta in 1997.

**NFL:** Boasted breakout, big-play threat as rookie...Looking to regain form after suffering serious knee injury prior to second season...Still slowed much of 1999 season until 100-yard game at Arizona (12/26/99)...Inactive for four games (knee) and started final two of 1999...Named to All-Rookie team as a kick returner.

**1999:** Moved into starters role earlier than anticipated after coming off major knee surgery because of early season injury to Jamal Anderson. Struggled to regain 1997 form and eventually lost starting spot only to rebound at end of season...Played in 12 games with four starts...Rushed 136 times for 383 yards with one touchdown and caught 10 passes for 93 yards with a personal-best 34 yard long reception...Relieved an injured Jamal Anderson (knee) in first quarter at Dallas (9/20) and proceeded to set a then career-high with 19 carries for 76 yards...Received first start of career at St. Louis (9/26) the next week and rushed 17 times for 50 yards and caught two passes for a personal-best 40 yards. Reeled off a nine-yard run off left end in second quarter. Went off left guard for 10 yards in fourth quarter. Hauled in a short pass from QB Tony Graziani and gained a career-best 34 yards two plays later...Named a Friday deactivation for four straight weeks at Carolina (11/28), vs. New Orleans (12/5), at San Francisco (12/12) and at Tennessee (12/19) due to coaches decision...Returned to starting lineup against Arizona (12/26) and recorded the first 100-yard rushing game of his career and the only 100-yard rushing performance for the Falcons in 1999. Broke his previous personal-best with 102 yards on 26 carries and scored his first NFL rushing touchdown. Named offensive MVP by coaches. Gained 92 yards rushing in second half. Totaled eight rushes of six yards or more, including runs of 12, 9, 8 (twice), and 7 yards (three times). Went up middle for eight yards and around left tackle for nine more yards during first drive of second half. Culminated 15 play 80-yard drive by going around left end for a one-yard touchdown, the first NFL rushing touchdown of career, to give Atlanta a 27-14 lead.

**1998:** Tore the anterior cruciate ligament and the patella tendon in his left knee when he was pulled down from behind as he was scoring on a 22-yard touchdown run on the first possession of second half in final preseason contest vs. Cincinnati (8/28)...Placed on injured reserve for season.

**1997:** Played in 16 games and finished with an all-purpose total of 1,375 yards...Rushed for 335 yards on 53 carries for a 6.3 average...Returned 40 kickoffs for 987 yards with two touchdowns and a 24.7 average, tied fifth-best in league...Caught six passes for 53 yards and one TD...Totaled six games with 100 or more all-purpose yardage with a personal-best 156 at Seattle (11/30)...Amassed 11 plays over 29 yards...First Falcon ever to return two kickoffs for a touchdown in a single season...Recorded the longest run from scrimmage in team history with a 77-yarder vs. Oakland (9/14)...Knotched the eighth longest run ever with a 57-yarder vs. Denver (9/28)...Returned second half kickoff 93-yards for a touchdown at Seattle (11/30)...Named NFC Special Teams Player of the Week at San Diego (12/7) for returning kickoff 99-yards for a score, third longest in team annals...Last rookie to return kickoffs for scores in back-to-back weeks was Isaac Thomas of Dallas on Nov. 25 and Dec. 4, 1971...Last player to register consecutive kickoff return TD's was Dennis Gentry of Chicago in the final game of 1995 and the opener in 1986...Last player to return pair of kickoffs for TD's in NFL in a season was Tamarick Vanover of Kansas City in 1995...Earned Special Teams Player of Month of December...Scampered for 12th longest run in team history with a 53-yarder vs. Philadelphia (12/14).

**College:** The '96 Doak Walker Award winner as the best running back in the country finished his illustrious career at Texas Tech with 4,579 rushing yards, 5,535 all-purpose yards, and 38 rushing touchdowns. The 4,579 rushing yards surpassed Bam Morris (an James Gray) into the top spot in school record books. This first-team consensus All-America became only the 6th runner in college football history to amass 2,000 rushing yards in a season with his 2,084 in 11 games in '96. The 2,084 is the 5th-best single season mark in NCAA annals and shattered the school record of 1,752 by Morris. He became only the 6th back ever in NCAA history to surpass 1,000 yards in the first five games of a season. Hanspard's school-record breaking '96 junior season included gaining over 200-yards rushing in a game FIVE times, with four coming on consecutive weekends with 272, 214, 224, and 287 yards (school record). In addition to his 287 rushing yards against Baylor (most yards ever gained against the school), he also gained 60 more yards on three receptions to total 347 all-purpose yards. He closed out his collegiate career with 16 consecutive 100-yard games (last game he gained 84 yards vs. Oklahoma). During his playing days in Lubbock, he registered 22 career 100-yard games. A breakaway threat, he scored 24 rushing touchdowns over final two seasons (28 including Bowls) and 32 total TD's.

**Personal:** Married (Yolanda) with one newborn son, Byron, Jr. (4/7/00). Byron is a licensed Pentecostal minister in the Lay Ministers for Christ International since the summer of '95, a national evangelical organization which has Reggie White as member. He spent his spare time in college at the Lubbock Community Baptist Church, serving as a part-time minister. His father played on the same high school team as former Cowboys TE Billy Joe Dupree. One of the most sought-after running backs in the nation at the high school level, Byron was a Parade All-America out of DeSoto High School (a Dallas area suburb). During a prolific junior and senior season, Hanspard gained 4,013 rushing yards, the 12th highest all-time total in the state (5A competition). This Dallas area Male Athlete-of-the-Year averaged 8.7 yards per carry, rushed for 2,101 yards, and scored 35 TD's. Byron's top rushing effort was a 313-yard game against North Mesquite as he guided DeSoto H.S. to a 12-1 record and a state quarterfinal appearance. He lined up as the school's starting defensive back as a sophomore. His second cousin is ex-Bengal runner Essex Johnson.

### Hanspard's Career Statistics

Year	Team	GP/GS	Rush	Yds	Avg.	LG	TD	Rec	Yds	Avg	LG	TD
1997	Atl	16/0	53	335	6.3	77	0	6	53	8.8	21	1
1998	Atl											
1999	Atl	12/4	136	383	2.8	15	1	10	93	9.3	34	0
<b>Totals:</b>		<b>28/4</b>	<b>189</b>	<b>718</b>	<b>3.8</b>	<b>77</b>	<b>1</b>	<b>16</b>	<b>146</b>	<b>9.1</b>	<b>34</b>	<b>1</b>

### Kickoff Returns

### Punt Returns

Year	No.	Yds	Avg	LG	TD	No.	Yds	Avg	LG	TD	Total Yds
1997	40	987	24.7	99t	2	0	0	0.0	0	0	1,375
1998											
1999	0	0	0	0	0	0	0	0.0	0	0	
<b>Totals:</b>	<b>40</b>	<b>987</b>	<b>24.7</b>	<b>99t</b>	<b>2</b>	<b>0</b>	<b>0</b>	<b>0.0</b>	<b>0</b>	<b>0</b>	<b>1,375</b>

### Hanspard's Best Games

Rushes	Yards	Long	Combined Yds
26 vs. Ari (12-26-99)	102 vs. Ari (12-26-99)	77 vs. Oak (9-14-97)	156 vs. Phil (12-14-97)
19 @ Dal (9-20-99)	76 @ Dal (9-20-99)	57 vs. Den (9-28-97)	152 @ Sea (11-30-97)
17 @ St.L (9-26-99)	67 vs. Den (9-28-97)	53 vs. Phil (12-14-97)	118 vs. Den (9-28-97)
Receptions	Yards	Long	TD's
2 Four times - last time vs. Jax (11-7-99)	40 @ St.L (9-26-99)	34 @ St.L (9-26-99)	1 vs. Phil (12-14-97)
	30 vs. Oak (9-14-97)	23 vs. St.L (10-17-99)	
Kickoff Returns	Yards	Long	TD's
5 @ S.F. (9-21-97)	145 @ Sea (11-30-97)	99t @ S.D. (12-7-97)	1 @ S.D. (12-7-97)
4 vs. Phil (12-14-97)	107 vs. S.F. (10-19-97)	93t @ Sea (11-30-97)	1 @ Sea (11-30-97)
4 vs. S.F. (10-19-97)	99 @ S.D. (12-7-97)	45 vs. S.F. (10-19-97)	



## **RONNIE HARRIS**

**WIDE RECEIVER • 5-11 • 180**

**7th Season • OREGON**

**Born 6-4-70 •**

**Grenada Hills, CA**

**Acq: FA - Sea ('98)**

**Transactions:** Originally signed as a free agent by New England on April 30, 1993. Waived by New England on August 23, 1993. Signed to the New England practice squad on August 31, 1993. Signed to the New England active roster from the practice squad on December 3, 1993. Waived by New England on August 20, 1994. Signed to the New England practice squad on August 30, 1994. Signed to the New England active roster from the practice squad October 19, 1994. Waived by New England on November 23, 1994. Signed by Seattle to the practice squad on November 29, 1994. Signed to the Seattle active roster from the practice squad on December 11, 1994. Waived by Seattle on November 2, 1998. Signed by Atlanta as a free agent on November 11, 1998.

**NFL:** Has been used as a reserve wide receiver and as a kick returner through his pro career...Spent his first two seasons with the New England Patriots, alternating between the active roster and the practice squad, before signing with Seattle in 1994...Joined the Falcons midway through the year in 1998...Recruited by defensive coordinator Rich Brooks at Oregon.

**1999:** Saw action in 12 games, inactive for three games, and finished with a career-best 10 receptions for 164 yards with a long of 24...Added nine special teams tackles to tie for third-best on team...Established career-highs in catches with three, yards with 63 and long with 24 vs. Minnesota (9/12). It was the first time in his career that he had a game with multiple receptions. He played in three and four wide receiver sets after Tim Dwight injured his hamstring in pregame warm-ups. Grabbed a 20-yard pass on 3-10 at Minnesota 40 in second quarter but fumbled ball back to Minnesota and they went on to score their first touchdown. Hauled in a 24-yarder on 3-10 to Minnesota 45 later in quarter. Made a 21-yard catch with under two minutes left in half to aid in a scoring drive which produced a Chris Calloway 23-yard touchdown...Tied his career-high established one week prior by hauling in three passes at Dallas (9/20) in action as third receiver and added 46 receiving yards with a long of 23...Led the team in special teams tackles at Tampa Bay (11/21) with two...Totaled a team-high three tackles on special teams and again tied his career-high with three catches for 45 yards in second half at Tennessee (12/19).

**1998:** Played in the first two games of the season for Seattle before being placed on the inactive list for the next six games...Was waived by Seattle on November 2, 1998 and signed with Atlanta on November 11. Did not have any receptions with Seattle...Played in nine regular season games and all three postseason games for the Falcons...Finished with one reception for 14 yards, one punt return for minus-one yard and one kickoff return for 16 yards...Caught his only reception in the regular-season finale vs. Miami (12/27)...Added four receptions 72 yards in the postseason, including a big 29-yarder for a first down in the NFC Championship Game at Minnesota (1/17/99).

**1997:** Played in 13 games as a reserve wide receiver and kick returner for the Seahawks...Missed three games with a hamstring injury...Caught four passes for 81 yards after having three career receptions for 37 yards entering the season...Led the team with a 6.9-yard average on 21 punt returns and averaged 22.7 yards on 22 kickoff returns...Set team records with ten total returns for 201 return yards vs. Oakland (10/26)...Returned a punt 82 yards for a touchdown at Cincinnati (8/22) in the preseason.

**1996:** Played the first 15 games as a reserve wide receiver and on special teams...Missed the Oakland game (12/22) with a leg injury...Had a key 21-yard reception on third-and-ten

situation on the game-winning touchdown drive at Tampa Bay (9/22)...Returned 19 punts for a 10.2-yard average and 12 kickoffs for a 22.0 mark...Had three punt returns for 95 yards against Minnesota (11/10), including a 35-yarder...Was credited with 12 tackles on special teams and downed two punts inside the opponent's 10-yard line.

**1995:** Played in 13 games as a reserve wide receiver and on special teams...Was credited with seven tackles on special teams and downed three punts inside the opponent's 10-yard line.

**1994:** Active for the last two games for Seattle after spending part of the season on the Seahawks practice squad following his release from New England...Only action came in the season-finale at Cleveland (12/24) on special teams...Went to training camp with the Patriots and spent time on the practice squad before joining the Patriots active roster...Played in one game for the Patriots vs. Jets (10/16) and finished with one reception for 11 yards.

**1993:** Played in the last five games of the season after spending the first 11 games on the Patriots practice squad...Returned 21 punts for an 8.4-yard average, and he had five kickoff returns for a 14.8-yard average...Set a Patriots team record with ten punt returns vs. Pittsburgh (12-5).

**College:** Was a three-year letterman and two-year starter at Oregon. Two-time Academic All-Pac 10 choice. Finished career with 65 receptions for 933 yards and seven touchdowns. Caught a single-season best 32 passes for 496 yards and four touchdowns as a senior. Returned 46 punts for an 11.2-average and ranked second on the team with 85.6 all-purpose yards per game. Caught 25 passes for 311 yards and three touchdowns as a junior. Played 12 games as a sophomore and caught eight passes for 126 yard. Also a member of the track team as a sprinter and anchored a school record 4x100 meter relay squad. Winner of the Schlstrom Award, which is presented to the top senior scholar-athlete. Graduated with a double degree in Business and Management.

**Personal:** Married (Kris) with daughters Melissa (2-1-95) and Hannah (3-7-98). Football and track letterman at Valley Christian High School in San Jose, California. All-state choice as a multi-purpose player. Class A MVP in the North Coast Section as a senior.

#### Harris' Career Statistics

Year	Team	GP/GS	Rec.	Yards	Avg.	Long	TD
1993	N.E.	5/0	0	0	0.0	0	0
1994	N.E./Sea	2/0	1	11	11.0	11	0
1995	Sea	13/0	0	0	0.0	0	0
1996	Sea	15/0	2	26	13.0	21	0
1997	Sea	13/0	4	81	20.3	34	0
1998	Sea/Atl	8/0	1	14	14.0	14	0
1999	Atl	12/0	10	164	16.4	24	0
<b>Totals:</b>		<b>68/0</b>	<b>18</b>	<b>296</b>	<b>16.4</b>	<b>34</b>	<b>0</b>

#### Kickoff Returns

#### Punt Returns

Year	No.	Yds	Avg	LG	TD	No.	Yds	Avg	LG	TD
1993	5	74	14.8	19	0	21	177	8.4	21	0
1994	0	0	0.0	0	0	3	26	8.7	12	0
1995	1	9	9.0	0	0	3	27	8.7	10	0
1996	13	269	20.7	29	0	19	194	10.2	35	0
1997	14	318	22.7	34	0	21	144	6.9	19	0
1998	1	16	16.0	16	0	2	-6	-3.0	0	0
1999	0	0	0	0	0	0	0	0	0	0
<b>Totals:</b>	<b>34</b>	<b>686</b>	<b>20.2</b>	<b>34</b>	<b>0</b>	<b>69</b>	<b>562</b>	<b>8.1</b>	<b>35</b>	<b>0</b>

Harris' Postseason Statistics							
Year	Team	GP/GS	Rec.	Yards	Avg.	Long	TD
1998	Atl	3/0	4	72	18.0	29	0
<b>Totals:</b>		<b>3/0</b>	<b>4</b>	<b>72</b>	<b>18.0</b>	<b>29</b>	<b>0</b>

Harris' Best Games			
Receptions	Yards	Punt Returns	Yards
3 @ Tenn (12-19-99)	63 vs. Minn (9-12-99)	10 vs. Pitt (12-5-93)	95 vs. Minn (11-10-96)
3 @ Dal (9-20-99)	46 @ Dal (9-20-99)		
3 vs. Minn (9-12-99)	45 @ Tenn (12-19-99)		

		<p><b>BEN HUFF</b></p> <p><b>DEFENSIVE TACKLE • 6-4 • 298</b></p> <p><b>2nd Season • Michigan</b></p> <p><b>Born 2-21-75 • Charlotte, NC</b></p> <p><b>Acq: FA- '98</b></p>
--	---	---

**Transactions:** Originally signed as a free agent by Atlanta on 1998. Waived by Atlanta on August 30, 1998. Signed to the Atlanta practice squad on September 1, 1998. Waived by Atlanta on October 12, 1999. Signed to the Atlanta's practice squad on October 13, 1999. Signed to the Atlanta active roster from the practice squad January 1, 2000.

**NFL:** Gritty, tough interior lineman who is vying to be a part of defensive line rotation in 2000 after spending parts of two seasons between the practice squad and regular roster...Slowed in 1999 with a foot injury that originally occurred during training camp.

**1999:** Played in one game and was inactive for five games after splitting time on the active roster and on the practice squad...Friday deactivation vs. Minnesota (9/12) due to sprained foot...Friday deactivation at Dallas (9/20) due to sprained ankle suffered in practice...Friday deactivation at St. Louis (9/26)...Saw first pro action vs. Baltimore (10/10) late in fourth quarter and made a career-high three tackles and a QB pressure...Friday deactivation at New Orleans (10/10)...Waived on October 12th when injuries to linebackers Jessie Tuggle and Keith Brooking necessitated moving LB Lamont Green to roster from practice squad...Signed to roster prior to final game vs. San Francisco (1/3/00) but placed on the Saturday deactivation list.

**College:** Played in final two seasons at defensive tackle and 37 total games for the nationally ranked Wolverines of Michigan after beginning as a linebacker.

**Personal:** Single. Grew up in Charlotte, N.C. as an All-City linebacker at Providence High School. Recorded 135 tackles with three fumble recoveries and two interceptions as a prep. Caught 26 passes for 490 yards with three touchdowns as a tight end. Born February 22, 1975.

Huff's Career Statistics								
Year	Team	GP/GS	Tackles	Solos	FF	FR	PB	QB Press
1999	Atl	1/0	3	2	0	0	0	1
<b>Totals:</b>		<b>1/0</b>	<b>3</b>	<b>2</b>	<b>0</b>	<b>0</b>	<b>0</b>	<b>1</b>



**ED JASPER**  
**DEFENSIVE TACKLE • 6-2 • 295**  
**4th Season • Texas A & M**  
**Born 1-18-73 • Tyler, TX**  
**Acq: FA - PHI (3-5-99)**

**Transactions:** Originally a sixth round (198th pick overall) draft choice by the Philadelphia in 1997. Waived by Philadelphia on August 30, 1998. Re-signed by Philadelphia on September 17 1998. Waived by Philadelphia on October 23, 1998. Re-signed by Philadelphia on December 9, 1998. Signed by Atlanta as a free agent on March 5, 1999.

**NFL:** Became an integral part of the club's defensive line rotation, enjoying a career-year in the process in his first season in Atlanta last year.

**1999:** Career-best season included 46 tackles in 13 games played...Added a personal-best five QB pressures...Finished with three tackles each in the first three games vs. Minnesota (9/12), at Dallas (9/20) and at St. Louis (9/26) before spraining his right knee in the Rams game...Deactivated for the next three games vs. Baltimore (10/3), at New Orleans (10/10) and vs. St. Louis (10/17)...Returned for strong second half of season...Registered a season and career-high seven tackles with two QB pressures at Carolina (11/28)...Followed it up with six tackles and a QB pressure the next week vs. New Orleans (12/5)...Tied career-high with seven tackles and added two more QB pressures at San Francisco (12/12)...Made five tackles and batted down a pass at Tennessee (12/19)...Collared three tackles and a pressure vs. Arizona (12/26).

**1998:** In seven games, totaled 17 tackles (10 solos) and a pair of QB pressures...In mid-season stint was used in the Eagles' four-man rotation with starters Hollis Thomas and Bill Johnson and fellow reserve Brandon Whiting...In late season action rotated in at defensive tackle with Whiting, Steve Martin and Henry Slay as both Thomas (shoulder) and Johnson (knee) were added to injured reserve.

**1997:** Played in 10 games with one start...Amassed 14 tackles, one sack, one pressure, and a forced fumble...After being deactivated three of the first four games was worked into defensive tackle rotation...Hospitalized with irregular breathing and was deactivated for weeks 12-14...At Baltimore (11/16), recorded a key 3rd down stop of RB Jay Graham in backfield in overtime...Made first NFL start at Washington (12/21) in season finale in place of Rhett Hall (knee) and registered first pro sack of QB Jeff Hostetler.

**College:** A three-year starter at nose tackle, posted 147 tackles, including 11.5 sacks for Aggies of Texas A&M. Totaled career-highs in tackles with 57, and sacks with 4.5 as a senior. After redshirting in 1992 and seeing limited action in 1993 went on to start all 34 of Texas A&M's games from 1994-96.

**Personal:** Married (Nicole) with a son, Nicholas (4). Named an all-area selection at Troup (TX) High School where he played tight end and middle linebacker. His brother, Shane, was a standout linebacker at UCLA from 1991-94. Majored in agriculture. Born Edward Videll on January 18, 1973 in Tyler, Tx.

**Jasper's Career Statistics**

Year	Team	GP/GS	Tckls	Solos	Asst	Sacks	Press.	FF	FR
1997	Phil	10/1	14	7	7	1.0	1	1	0
1998	Phil	7/0	17	10	7	0.0	2	1	0
1999	Atl	13/0	46	29	17	0.0	5	0	0
<b>Totals:</b>		<b>30/1</b>	<b>77</b>	<b>46</b>	<b>45</b>	<b>1.0</b>	<b>8</b>	<b>2</b>	<b>0</b>

### Jasper's Best Games

Tackles	Solos	Pressures	Sacks
7 @ Car (11-28-99) 7 @ S.F. (12-12-99) 6 vs. N.O. (12-5-99)	5 @ Car (11-28-99) 4 @ S.F. (12-12-99) 3 vs.N.O. (12-5-99)	2 @ S.F. (12-12-99) 2 @ Car (11-28-99)	None



84

### SHAWN JEFFERSON

WIDE RECEIVER • 5-11 • 180

10th season • Central Fl.

Born 2-22-69 • Ft. Lauderdale, FL

Acq: UFA - Patriots (2-12-00)

**Transactions:** Originally a ninth round (240<sup>th</sup> pick overall) draft choice by the Houston Oilers in 1991. Traded along with a first-round draft choice in 1992 (Chris Mims) to San Diego in exchange for DL Lee Williams on August 22, 1991. San Diego released his rights (along with Natrone Means) to free room under the salary cap when they signed free agent defensive end Marco Coleman on February 29, 1996. Signed with New England as an unrestricted free agent on March 14, 1996. Signed by Atlanta as a free agent from New England on February 12, 2000.

**NFL:** One of the fastest players in the NFL and an explosive long ball threat...Helped form one of the most dangerous receiving tandems in league when he joined New England in 1996 alongside Terry Glenn...Only missed one game in entire career and has now played in 143 of 144 possible regular season games since entering the league in 1991 with 100 starts. (The only game he missed was at Buffalo on September 8, 1996 due to a concussion he suffered the previous week, snapping a streak of 81 consecutive regular season games played.)...Enters 2000 season with a streak of 62 consecutive games played in...Eclipsed the 5,000-yard plateau for his career during the 1999 season...Has amassed 340 career receptions for 5,222 yards...Averaged a career-high 22.7 yards per reception in 1998, over 7 yards better than his previous career best of 15.6 in 1997...Finished his career in New England with a productive 278 catches for 3,081 yards...Has collected 27 catches of 34 yards or longer in career with four 100-yard games.

**1999:** Finished second on the team with 40 catches and 698 receiving yards and led the team with a 17.5 yards per catch average in 16 starts...Paced the team and set a career-high with six receiving touchdowns...Caught two touchdown passes in a game for the second time in his career at Arizona (10/31)...Became just the 12<sup>th</sup> player in New England history to surpass the 3,000-yard reception plateau at 3,081...Caught long touchdowns of 68 and 64 yards during the season, the two longest touchdown receptions of his career...Began the season with four-catches for 67 yards at Jets (9/12)...Turned in another four-catch performance against the New York Giants (9/26) two weeks later after being named offensive co-captain...Scored on an 8-yard pass from QB Drew Bledsoe in fourth quarter vs. Kansas City (10/10) to pull within 16-14. Had a 27-yard reception on the final play from scrimmage to put New England in field goal range for would-be game-winning kick. The field goal attempt missed when it hit right upright and New England lost 16-14...Caught a team-high four passes against Miami (10/17) for 65 yards, including a 21-yarder...Amassed 113 receiving yards at Arizona (10/31) on three catches with a pair of touchdown receptions, including a 64-yarder, which tied for the second longest touchdown of his career...In the rematch at Miami (11/21), totaled 86 receiving yards on the heels of a 68-yard touchdown, the longest scoring catch of his career and a season-long for New England. It was his 10th reception of 50 yards or more in career and the second touchdown catch of 64 yards or more in three games. The 68-yard reception helped him reach 5,000 yards for career...At

Indianapolis (12/12), caught a season-high seven passes for 76 yards with one score. It was his 24th touchdown of his career, including 14 as a Patriot, to set a personal-best with six on the season.

**1998:** Although injuries ravaged the Patriots receiving corps in 1998 (Terry Glenn, Troy Brown and Vincent Brisby missed a combined total of 22 games played), Jefferson remained the position's stalwart by starting in every game and extending his streak of consecutive games played to 46 ... He finished the year with just 34 receptions, but led the team with a 22.7-yard average per catch, a career high ... His 771 receiving yards tied his 1996 season output (second-best in his career) when he had 50 receptions for the year ... His 22.7-yard receiving average is the third best single season average in Patriots history, only Stanley Morgan, who recorded season averages of 23.4 (1981) and 22.8 (1979), finished a season with higher averages per catch (min. 34 receptions) ... Doubled his career total of 50-yard receptions, adding four in 1998... Eclipsed the century mark twice both against Miami. Earned Miller Lite Player of the Game honors when he led the team with four receptions for 116 yards at Miami (10/25) ... Set a career-high with 131 yards (6 catches) vs. Miami (11/23), which included a game winning 25-yard touchdown reception with just 0:29 remaining in the game... The following week he caught two passes for 18 yards, including a clutch sideline reception on fourth down to extend the game-winning drive against Buffalo (11/29) in a dramatic, come-from-behind 25-21 victory... His longest reception of the year was a 61-yard touchdown vs. San Francisco (12/20) ... Also had longs of 55 at Denver (9/7), 54 at Miami (10/25) and 50 at St. Louis (12/13) ... Led the team in receiving yards four times during the season; with 73 yards (3 receptions) at St. Louis (12/13) and 72 yards (2) vs. San Francisco (12/20), in addition to each Miami game (131 and 116 yards respectively) ... Led the team in tackles after turnovers with three ... Did not fumble the ball all year, but he did recover a loose ball ... Started the Patriots playoff game at Jacksonville (1/3) and caught 4 passes for 30 yards... Picked up 15 yards on his only rush attempt of the season vs. San Francisco (12/20).

**1997:** Started 14 of 16 regular season games at wide receiver and both playoff games for the Patriots ... Did not start at Indianapolis (9/7) and at Denver (10/6) when the Patriots opened in a double tight end formation ... Recorded single-season career highs in each of the following categories: receptions (54), yards (841), average (15.6) and longest reception (76t) ... Led the Patriots and set a career-high with 841 yards receiving ... Ranked second on the team with 54 receptions ... Recorded a career-long 76-yard touchdown reception from Drew Bledsoe at Minnesota (11/2) ... It was the longest pass completion of the Patriots' season ... Led the team with five receptions for 82 yards (16.4 avg.) in the season opener against San Diego (8/31) ... Scored his first touchdown of the season on a 34-yard pass in the first quarter at Indianapolis (9/7)... Added a 64-yard reception and finished the game with 98 yards and a touchdown on just two catches ... Led the team with five receptions for 63 yards in a 27-24 overtime victory over the Jets (9/14)... Caught five passes for 55 yards, but lost a fumble at the Chicago 2-yard line vs. the Bears (9/21)... Appeared in his 100th career game at Denver and caught three passes for 45 yards... Earned Staples Star of the Game honors at Minnesota (11/2) after he caught four passes for 108 yards, including the career-long 76-yard touchdown strike ... It was his second 100-yard game of his career... Led the team with 71 yards on four receptions vs. Miami (11/23)... Led the team with 74 yards on four receptions the following week vs. Indianapolis (11/30)... Led the team again with seven receptions for 76 yards in the season finale at Miami (12/22)... Had just one reception in the Patriots WildCard victory over Miami (12/28) ... Saved his best for last with a spectacular performance in the divisional playoff game at Pittsburgh (1/3/98) when he posted a career-high nine receptions for 104 yards.

**1996:** Made an immediate impact at wide receiver for New England in his first season, starting 18 of 19 games, including each of the team's three playoff games... Missed the second game of the season at Buffalo (9/8) after suffering a concussion in the season opener at Miami (9/1)... Snapped his streak of consecutive games played at 81... Eclipsed his own single-season career highs in every receiving category... Finished the year with 50 receptions for 771 yards (15.4 avg.) and four touchdowns... Added one rush for 6 yards... His 50 receptions ranked third on the team, while his 771 yards finished second ... Added 10 receptions in the playoffs... He led the team in receptions in two games and in receiving

yardage in five games...Opened the season with five catches for 48 yards at Miami (9/1) before being forced from the game with a concussion...Returned to the starting lineup vs. Arizona (9/15) and caught one pass for 19 yards...Led the team with six receptions for 57 yards vs. Jacksonville (9/22)...Caught four passes for 88 yards, including touchdown receptions of 7 and 35 yards at Baltimore (10/6)...It was the first multiple touchdown performance of his career...Led the team with five receptions for 79 yards at Indianapolis (10/20)...Led the team with 95 yards on just four receptions (23.8 avg.), including a season-long of 42 yards, vs. Buffalo (10/27) to earn Staples Star of the Game honors...Pulled a pass from the clutches of a defender to convert a 3rd-and-11 and finished the day with three receptions for 42 yards in a dramatic come-from-behind victory over the Jets (11/10)...Led the team with 56 yards on just two catches (28.0 avg.) vs. Denver (11/17)...Caught his third touchdown of the season on a 13-yard completion from Bledsoe vs. Indianapolis (11/24)...Finished with a game-high 91 yards on five grabs (18.2 avg.) vs. the Jets (12/8)...Turned in a game-high 91-yard effort on just four receptions in the AFC Championship Game victory over Jacksonville (1/12/97)... Caught three passes for 34 yards (11.3 avg.) and a long of 14 yards in Super Bowl XXXI vs. Green Bay (1/26/97).

**1995:** Started every game except at Philadelphia (9/17) when the Chargers opened up in a two-tight end formation...Ranked third on the team with 48 receptions...Totaled 621 yards receiving, just six yards shy of his professional high and added two touchdowns to his career totals...He dropped just five passes all season...31 of his 48 receptions were between 1-10 yards and he averaged 10.3 yards after the catch...Both of his touchdown receptions were over 30-yard gains...Opened the season with the best single-game performance of his young career at Oakland (9/3)... Totaled 120 yards on six catches (20.0 avg.) and scored the only touchdown of the game for the Chargers on a 39-yard reception in a 17-7 loss...Did not start, but was still the No. 2 receiver at Philadelphia (9/17) and caught four passes for 67 yards, including a 38-yard touchdown reception in a 27-21 victory...He caught at least one pass in every game, extending his regular season consecutive game reception streak to 28 at season's end...Added three receptions for 33 yards and a touchdown in the Chargers' playoff loss vs. Indianapolis (1/7/96).

**1994:** Started 16 regular season games and three postseason games for the Chargers, including Super Bowl XXIX...Compiled 627 yards receiving and three touchdowns on 43 receptions... Added 40 yards rushing on three carries and a long of 22 yards... Caught seven passes for 75 yards and added two carries for 13 yards in the postseason... Opened the season with three receptions for 79 yards and scored on a 47-yard reception in a 37-34 victory at Denver (9/4)...Scored on a 52-yard reception at Kansas City (11/13) to help capture a come-from-behind 14-13 victory...Recorded a season-high with six receptions (64 yards) at New England (11/20)...Had mirror-image performances when he caught four passes for 53 yards in consecutive games vs. San Francisco (12/11) and at the New York Jets (12/18)...Caught three passes for 44 yards in their divisional playoff victory over Miami (1/8)...Added two receptions for 16 yards the following week in their AFC Championship victory over Pittsburgh (1/15)...Capped the year with two catches for 15 yards in Super Bowl XXIX.

**1993:** Played in every game, making four starts... Ranked fourth on the Chargers in receptions with 30 and totaled 391 yards...Rushed for 53 yards on just five carries (10.6 avg.)...Also contributed on special teams...Caught at least one pass in 14 of the Chargers' 16 games...Logged a season-high 64 yards, including a 39-yard touchdown, on just three catches (21.3 avg.) at Indianapolis (11/29)...Recorded a season-high four receptions on two occasions; vs. Chicago (11/14) and vs. Denver (12/5)...Rushed for a career long 33-yard gain at Los Angeles vs. the Raiders (10/31) on a crucial third down play, which set up the game-tying touchdown...His only reception at Minnesota (11/7) was an 18-yard touchdown in a 30-17 victory over the Vikings...Closed out the year with 47 yards on just three receptions at Tampa Bay (1/2).

**1992:** Played in every game, including one start, and caught a pass in 13 of the 16 regular season games...Finished the season with 29 catches for 377 yards and two touchdowns... Played in both of the Chargers' playoff games and was credited with a reception for 10 yards...Opened the season with 13 receptions in the month of September...Recorded a

season-high with five receptions (39 yards) at Houston (9/27)...Caught just one pass at Kansas City (11/1), but made it a memorable one as he raced down field for a 51-yard gain...The 51-yard reception was his longest of the season.

**1991:** Played in every game as a rookie and earned three starts ... Caught passes in seven of the 16 games and finished the year with 12 receptions for 125 yards (10.4 avg.) and one touchdown...Made quite a splash in his rookie debut by catching three passes for 23 yards and scoring his first career touchdown in a 26-20 loss at Pittsburgh (9/1)...His first career NFL touchdown reception was a 5-yard pass from John Friesz...Rushed the ball once for 27 yards on a reverse vs. Atlanta (9/15)...He had eight receptions for 59 yards and a score after just four games, but caught just four more passes in the final 12 games...Made his first career NFL start in just his fourth game of the season Sept. 22 at Denver...Also started at the Los Angeles Rams (10/13) and vs. Denver (12/22)...Recorded his longest reception of the year, a 29-yard pass, in the next-to-last game of the season vs. Miami (12/15) on a crucial third-and-19 situation in the fourth quarter to help secure a 38-30 victory.

**College:** Three-year letterman at Central Florida who starred as a wide receiver and return specialist. Completed his collegiate career with 1,087 yards and 11 touchdowns on 67 receptions. Picked up an additional 26 yards of offense on six rushing attempts (4.3 avg.). Returned 39 kickoffs for 782 yards (20.1 avg.) but did not return any for touchdowns during his career.

**Personal:** Married (Marla) with two children, a son Shawn Jr (4) and a daughter Paige (8). Vanchi LaShawn Jefferson was born Feb. 22, 1969 in Jacksonville, Fla. Attended Raines High in Jacksonville and earned letters in football, track and basketball. Majored in business administration at Central Florida. Co-owns a catering company, "Any Occasion Catering", outside Atlanta in Marietta, Ga. with his wife's uncle. An avid outdoorsman who is a member of "Ducks Unlimited" and a strong supporter of land conservation. Worked an offseason internship at Mellon Bank in Boston in 1998. Has donated a considerable amount of time to the Boys Clubs of Jacksonville in hometown.

#### Jefferson's Career Statistics

Year	Team	GP/GS	Rec	Yards	Avg.	Long	TD
1991	San Diego	16/3	12	125	10.4	29	1
1992	San Diego	16/1	29	377	13.0	51	2
1993	San Diego	16/4	30	391	13.0	39t	2
1994	San Diego	16/16	43	627	14.6	52t	3
1995	San Diego	16/15	48	621	12.9	45	2
1996	New England	15/15	50	771	15.4	42	4
1997	New England	16/14	54	841	15.6	76	2
1998	New England	16/16	34	771	22.7	61t	2
1999	New England	16/16	40	698	17.5	68t	6
<b>Totals:</b>		<b>143/100</b>	<b>340</b>	<b>5,222</b>	<b>15.3</b>	<b>68t</b>	<b>24</b>
<b>Rushing</b>							
	<b>Year</b>	<b>No.</b>	<b>Yds.</b>	<b>Avg.</b>	<b>LG</b>	<b>TD</b>	
	1991	1	27	27.0	27	0	
	1992	0	0	0	0	0	
	1993	5	53	10.6	33	0	
	1994	3	40	13.3	22	0	
	1995	2	1	0.5	11	0	
	1996	1	6	6.0	6	0	
	1997	0	0	0.0	0	0	
	1998	1	15	15.0	15	0	
	1999	0	0	0.0	0	0	
	<b>Totals:</b>	<b>13</b>	<b>142</b>	<b>10.9</b>	<b>33</b>	<b>0</b>	

\* Additional Stats  
four fumbles/four lost

### Jefferson's Postseason Statistics

Year	Team	GP/GS	Rec	Yards	Avg.	Long	TD
1992	San Diego	2/0	1	10	10.0	10	0
1994	San Diego	3/3	7	75	10.7	16	0
1995	San Diego	1/1	3	33	11.0	12	1
1996	New England	3/3	10	143	14.3	38	0
1997	New England	2/2	10	111	11.1	19	0
1998	New England	1/1	4	30	7.5	10	0
<b>Totals:</b>		<b>12/10</b>	<b>35</b>	<b>402</b>	<b>11.5</b>	<b>38</b>	<b>1</b>

### Jefferson's Best Games

Receptions	Yards	Long	TD's
7 @ Mia (12-22-97)	131 vs. Mia (11-23-98)	76 @ Minn (11-2-97)	2 @ Ari (10-31-99)
6 vs. Mia (11-23-98)	120 @ Oak (9-3-95)	68t @ Mia (11-21-99)	2 @ Bal (10-6-96)
6 vs. Jax (9-22-96)	116 @ Mai (10-25-98)	64t @ Ari (10-31-99)	
6 @ Oak (9-3-95)	108 @ Minn (11-2-97)	61 vs. S.F. (12-20-98)	
6 @ N.E. (11-20-94)	98 @ Ind (9-7-97)	55 @ Den (9-7-98)	
5 vs. S.D. (8-31-97)	95 vs. Buff (10-27-96)	54 @ Mia (10-25-98)	
5 vs. NY Jets (9-14-97)	91 vs. NY Jets (12-8-96)	52t @ K.C. (11-13-93)	
5 vs. Chi (9-21-97)	88 @ Bal (10-6-96)	51 @ K.C. (11-1-93)	
5 vs. Pitt (12-13-97)	86 @ Mia (11-21-99)	50 @ St.L (12-13-98)	
5 @ Mia (9-1-96)	82 vs. S.D. (8-31-97)	47t @ Den (9-4-94)	
5 @ Ind (10-20-96)	79 @ Den (9-4-94)	46 vs. Atl (11-8-98)	
5 vs. NY Jets (12-8-96)	76 @ Mia (12-22-97)	45 @ K.C. (10-9-95)	
5 @ Pitt (10-1-95)		42 vs. Buff (10-27-96)	
5 @ Den (11-19-95)			
5 @ Hou (9-27-92)			

### Jefferson's "Big Plays" Career Long Touchdown Catches

<u>Yards</u>	<u>Opponent</u>	<u>Date</u>
68	@ Miami	11-21-99
64	@ Arizona	10-31-99
61	vs. San Francisco	12-20-98
52	@ Kansas City	11-13-94
47	@ Denver	9-4-94
39	@ Oakland	9-3-95
39	@ Indianapolis	9-13-98
38	@ Philadelphia	9-1795
35	@ Baltimore	10-6-96
34	@ Indianapolis	9-7-97



	 <span style="font-size: 2em; font-weight: bold;">13</span>	<p style="text-align: center;"><b>DANNY KANELL</b></p> <p style="text-align: center;"><b>QUARTERBACK • 6-3 • 218</b></p> <p style="text-align: center;"><b>5th season • Florida State</b></p> <p style="text-align: center;"><b>Born 11-21-73 • Ft. Lauderdale, FL</b></p> <p style="text-align: center;"><b>Acq: UFA - Giants (3-19-99)</b></p>
---	--	--

**Transactions:** Originally a fourth round (130th pick overall) draft choice by the Giants in 1996. Waived by the Giants on February 19, 1999. Signed by Atlanta as a free agent on March 19, 1999.

**NFL:** Looking to come back strong after knee injury prematurely ended first season in Atlanta...Began the 1998 season as the starter before losing his job to Kent Graham after the Giants fell to a 3-7 record...Filled in for the injured Dave Brown (pectoral strain) and led the Giants to a victory over Dallas in Week Six in 1997. Eventually was named the new starting quarterback and finished with a 7-2-1 record as a starter...Worked his way from third-string to the backup position after six games of his rookie season in 1996...Shows great poise under pressure and the ability to throw on the move when forced out of the pocket...Reunited with first pro coach Dan Reeves.

**1999:** Played in three games with one start in first season with Falcons...Came out of training camp as third-string quarterback...Lost for season with a sprained right knee (MCL) at Tennessee (12/19) in lone start after promising first half and subsequently placed on injured reserve two days later...Relieved ineffective starter Tony Graziani in third quarter at Dallas (9/20) and completed 9 of 22 passes for 172 yards with a 45-yard touchdown to WR Tim Dwight and two interceptions. Graziani started in place of Chandler (hamstring). Connected with Dwight on long 45-yard TD to close the gap to 17-7 with 4:00 left. Found WR Terance Mathis for a 52-yard gain to Dallas eight with 1:11 remaining. After being hurried on 3rd and goal at the four-yard line, threw an interception at 13-yard line that Dallas DE Greg Ellis returned 87 yards for a score and a 24-7 lead. Once again relieved Graziani (concussion) vs. Baltimore (10/3) in second quarter. Completed 15 of 33 passes for 184 yards with a 30-yard shovel pass touchdown and no interceptions. On 3-19 at Atlanta 30-yard line flipped a shovel pass to WR Jammi German who scampered 30 yards for a score and a 13-3 Atlanta lead...Started for first time as a Falcon at Tennessee (12/19) in place of an injured Chris Chandler (ribs/shoulder). Elevated from 3rd-string to back-up QB earlier in practice week. First start since November 15, 1998 with the New York Giants vs. Green Bay. Completed 18 of 29 passes for 237 yards with two touchdowns and two interceptions. The 237 yards were his second-best ever to the 259 he had vs. Arizona (10/18/98). Left the game with sprained (MCL) right knee in third quarter and was eventually lost for the season. Connected on 7-8 passes, including six in-a-row, for 98 yards on first scoring drive of 11 plays and 78 yards, culminating on a 16-yard touchdown toss to German. Engineered another scoring drive at end of half by hitting on 4-6 passes for 36 yards, finishing off the drive with a six-yard scoring pass to German. Hit FB Bob Christian in right flat and he scored the go-ahead touchdown in first series in second half but WR Eugene Baker was called for offensive interference and the play was nullified. Atlanta settled for a 32-yard field goal and trailed 17-14 with 7:39 left in third quarter. On 2-10 from Tennessee 50 on very next drive, he was hit by DL Joe Salave'a on the right knee and forced out of game. Placed on injured reserve on December 21, 1999.

**1998:** Started the first ten games of the season before being replaced in the lineup by Kent Graham following the team's 3-7 start...Completed 160 of 299 pass attempts (53.5 percent) for 1,603 yards, 11 touchdowns and 10 interceptions for a 67.3 passer rating...Made his first opening day start with the Giants vs. Washington (9/6) and finished with 15 completions on 28 pass attempts for 159 yards with two touchdowns and one interception. With 2:57 remaining in the first half and the Giants down, 10-3, Kanell executed a perfect two-minute

drill. First, he read a muffed coverage by the Redskins and connected with WR Ike Hilliard down the right sideline for a pick up of 45 yards to the Washington 21-yard line. The Giants reached the five-yard line and Kanell read WR Chris Calloway's move on CB Cris Dishman and connected for a five-yard touchdown pass to tie the game, 10-10. Following a Redskins fumble that the Giants recovered at the Redskins 22-yard line in the third quarter, Kanell fired a pass between two defenders to WR Amani Toomer for a 22-yard touchdown and a 31-17 lead heading into the final quarter...Set a single-game high marks with 25 completions on 45 attempts vs. Dallas (9/21). Kanell suffered back-to-back losses for the first time in his football following a 20-17 loss at Oakland (9/13) and the Giants 31-7 loss to the Cowboys. Against the Cowboys, Kanell hit WR Amani Toomer in stride for a 36-yard touchdown pass, taking advantage of Toome's height (6-3) matched up against CB Kevin Smith (5-11) to tie the game, 7-7, in the second quarter. In the fourth quarter, CB Deion Sanders intercepted a Kanell pass and raced 71 yards for a touchdown...Completed 17 of 33 passes for 208 yards with one touchdown and one interception in the Giants victory at San Diego (9/27). Completed clutch throws on four third-down passes in the first half to keep drives going that led to touchdowns. Converted a 16-yard pass to Hilliard on third-and-11, a five-yard pass to Calloway on third-and-four and a 20-yard pass to Hilliard on third-and-ten that gave the Giants a first down at the four-yrd line to set up a RB Gary Brown touchdown run. Read Calloway's route perfectly later in the second quarter and connected with him on a 25-yard touchdown pass for a 14-0 Giants lead...Completed just ten of 27 passes for 83 yards with no touchdowns and three interceptions at Tampa Bay (10/4). The three interceptions are a career high and the 83 yards marks his lowest total. The Buccaneers converted two Kanell interceptions into an early 10-0 lead en route to a 20-3 victory. Tampa Bay's Charles Mincy intercepted a Kanell pass that was under thrown to RB Tike Barber on the game's third play from scrimmage and ran 22 yards untouched for a touchdown and a 7-0 Bucs lead. Later in the third quarter, Buccaneers DE Regan Upshaw dropped into coverage and picked off a Kanell pass to help set up a field goal. The Buccaneers put the game out of reach with under two minutes to play after CB Ronde Barber intercepted a Kanell pass and returned it 11 yards to the Giants 11-yard line to set up a touchdown...Completed just 11 of 21 passes for 100 yards, was sacked five times and fumbled twice vs. Atlanta (10/11). With the Giants backed up deep in their own territory early in the second quarter, Kanell faded back to pass and Falcons DE Antonio Edwards batted the ball out of Kanell's hands and into his own for a two-yard fumble return for a touchdown and a 14-6 advantage. Was replaced by backup Graham with six minutes left in the fourth quarter...Matched a career-high with three touchdown strikes and established a career-high with 259 yards passing vs. Arizona (10/18). His other three-touchdown passing game was in 1997 at Philadelphia (12/7/97). He completed a one-yard touchdown pass to FB Charles Way in the first quarter, a 19-yard touchdown pass to Calloway in the third quarter and an 18-yard touchdown pass to Toomer in the fourth quarter. Executed a perfect two-minute drill at the end of the first half. The Giants got the ball back with 1:02 left when Kanell completed five of six passes for 69 yards to move the Giants to the nine-yard line to set up a PK Brad Daluiso field goal. Awarded an Offensive Game Ball by the coaching staff for his performance against the Cardinals...Had a benign gynecomastia removed from the left side of his chest on Monday October 19 and missed a couple of days of practice during the bye week...The Giants only productive offensive drive at Washington (11/1) came late in the third quarter on a play that was built around a deep pass from Kanell to Hilliard. That play resulted in a 46-yard gain and a first down at the Redskins 24-yard line. Two plays later, Kanell fired an 11-yard touchdown pass to Hilliard to close the Redskins lead to 21-14...Was under heavy pressure for most of the day vs. Green Bay (11/15), limiting him to just eight completions on 20 attempts for 88 yards. Was intercepted twice by Packers A LeRoy Butler and was stripped of the football by Packers DE Reggie White, leading to six Green Bay points. Was replaced by Graham late in the third quarter...Was replaced by Graham in the starting lineup vs. Philadelphia (11/22) and served as the backup quarterback for the final six games but did not see any action.

**1997:** Began the season as the backup quarterback and holder on placekicks...Entered the game vs. Dallas (10-5) in the second quarter after Dave Brown was forced to leave after aggravating a strained pectoral muscle that he originally injured against New Orleans (9/28). Rallied the Giants to a 20-17 victory by completing 10-of-17 passes for 101 yards. Made

his first start the next week at Arizona (10/12) and finished the season with a 7-2-1 record as a starter in leading the Giants to the NFC East Championship with a 10-5-1 record...Completed 156 of 294 passes (53.1 percent) for 1,740 yards, 11 touchdowns and nine interceptions for a 70.7 passer rating...Saw his first action of the season at quarterback at St. Louis (9/21) for two offensive series after Brown was knocked out of the game with a mild concussion on the Giants first offensive play from scrimmage. Overthrew a pass to WR Amani Toomer on his first snap. Fumbled the ball on a sack by Rams T Bill Johnson on the next play, allowing St. Louis to recover on the Giants 47-yard line...In the Cowboys game, threw two long passes to WR Chris Calloway in the second half that led to pivotal pass interference penalties against CB Kevin Smith, aiding in Giants scoring drives...In his first NFL start, at Arizona, Kanell completed 13 of 28 passes for 198 yards with one touchdown and one interception. In the second quarter, he underthrew an out pass to WR Chris Calloway and had it intercepted by CB Aeneas Williams, who raced 30 yards for the touchdown. Overcame the blunder and a first half that saw him complete just eight of 21 pass attempts for 73 yards and directed the Giants on three second half touchdown drives. Made three big plays in the second half that turned the game in the Giants favor. First, he connected with Calloway for a 47-yard gain to give the Giants a first down at the Arizona 10-yard line. Two plays later, Kanell took his time in the pocket and completed an eight-yard touchdown pass to WR David Patten for a 13-6 Giants lead. Kanell made his third big play at the beginning of the fourth quarter, hooking up with Patten for a 34-yard gain and a Giants first down at the Cardinals eight-yard line to set up a RB Tyrone Wheatley touchdown run...Connected with Calloway for a 68-yard touchdown on the third play in overtime at Detroit (10/19) to lift the Giants to a 26-20 victory. The touchdown pass was the Giants longest offensive play since QB Phil Simms connected with WR Stephen Baker for an 80-yard touchdown pass at Washington (10/14/90). Threw two touchdown passes against the Lions...Improved to 3-0 as a starter vs. Cincinnati (10-26) by completing two key fourth quarter passes that set up Giants touchdowns in their 29-27 come-from-behind victory. Completed a 23-yard pass to Calloway on third-and-five to get the Giants to the Bengals one-yard line and in position for FB Charles Wayis one-yard run that pushed the Giants to a 22-21 lead in the fourth quarter. Read WR Kevin Alexander's adjustment and completed a 40-yard pass down the left sideline to give the Giants a first down at the Cincinnati 28-yard line during the Giants last touchdown drive...Had the second two-touchdown day of his career vs. Arizona (11/16) with a 56-yard touchdown pass to WR Amani Toomer in the second quarter and a one-yard touchdown pass to TE Howard Cross in the fourth quarter. Took advantage of the wind to his back, read the Cardinals blitz and connected on a 56-yard touchdown pass to Toomer on a fade route down the right sideline to lift the Giants to a 10-0 first half lead. During the Giants go-ahead touchdown drive in the fourth quarter, Kanell connected twice with RB Tiki Barber and then with WR David Patten for 26 yards to reach the Arizona 20-yard line. The Giants reached the one where Kanell connected with TE Howard Cross in the back of the end zone for what proved to be the game-winning touchdown...Completed 20 of 37 pass attempts for 168 yards with one touchdown and one interception at Washington (11-23). Redskins CBs Darrell Green and Chris Dishman limited Kanell to just six completions to his wide receivers. The Redskins only score was set up after LB Ken Harvey caused Kanell to fumble on a blind-side sack in the first quarter. The Redskins recovered the ball at the Giants 26-yard line to set up a one-yard touchdown run by QB Gus Frerotte. Took his time in the pocket and fired a four-yard touchdown pass to Calloway on the Giants only touchdown drive of the game in the third quarter to even the score at 7-7...The Giants offense failed to capitalize on two first half interceptions vs. Tampa Bay (11/30) when Kanell handed the ball back to the Buccaneers with two interceptions of his own...Led the Giants to victory at Philadelphia (12/7) with three touchdown passes. Kanell threw touchdown passes of 11 yards to Barber, 40 yards to Patten and five yards to Calloway. It was the first three-touchdown passing game by a Giant since Phil Simms had three in the Giants 41-7 victory at Washington (10/10/93). Rebounded from an early miscue after he lost the grip of the football while attempting a pass early in the game. The play resulted in a fumble that was returned to the three-yard line and set up a RB Ricky Watters one-yard touchdown run. Fired two touchdown passes within a 1:02 span in the second quarter to help turn two Eagles turnovers into Giants touchdowns. Following a Giant fumble recovery at the 42-yard line, the Giants moved to the 11-yard line

where Kanell avoided a strong rush from the Eagles and found Barber open in the end zone for an 11-yard touchdown pass. The Eagles next offensive series also ended in a fumble at their own 40-yard line. Kanell threw a 40-yard touchdown pass on a play-action fake to Patten on the next play for a commanding 21-7 Giants lead. Kanell opened the third quarter with an interception that was returned 64 yards for a touchdown by Eagles S Brian Dawkins. He rebounded once again in the fourth quarter when he completed a 70-yard drive by rolling to his right under heavy pressure before finding Calloway in the corner of the end zone for a five-yard scoring strike...In the NFC East title-clinching game vs. Washington (12/13), converted three third downs with passes, including a seven-yard third down touchdown pass between two Redskins defenders to Calloway to cap a 13-play, 76-yard drive in the first quarter that gave the Giants a 17-0 lead...Made three key passes to give the Giants an early 10-0 first quarter lead at Dallas (12/21). On the Giants first possession, Kanell completed a 33-yard pass to Patten on third down to give the Giants a first down at the Dallas 16-yard line. PK Brad Daluiso culminated the drive with a 28-yard field goal for a 3-0 Giants lead. Kanell completed a 41-yard pass to Calloway for a first down at the Dallas 20-yard line to get the Giants in position on their next scoring drive. Faced with third-and-11 from the Dallas 21-yard line, Calloway beat S Brock Marion and hooked up with Kanell in the end zone for a 21-yard touchdown. Awarded a Game Ball by the coaching staff for his performance against the Cowboys.

**1996:** Appeared in four games and completed 23 of 60 passes for 227 yards, one touchdown and one interception...Elevated to backup quarterback during the week prior to the game at Washington (10/20)...Was inactive as the team's third quarterback for the first six games of the season...Saw his first NFL action when he came in to run out the clock for three plays at the end of the game at Detroit (10/27)...Entered the game vs. Arizona (11/3) in the first quarter when starting QB Dave Brown was forced out of action with a bruised back and back spasms after being sacked by Cardinals DE Simeon Rice during the Giants second possession. Responded with a solid effort, completing 14 of 27 passes for 128 yards with one touchdown and no interceptions. Escaped a heavy blitz, bootlegged right and threw a 24-yard touchdown strike to Thomas Lewis on the run to extend the Giants lead to 16-0 in the fourth quarter. Overcame a rough start as his first four passes were incomplete and his first NFL completion resulted in a three-yard loss on a shovel pass to Tyrone Wheatley...Replaced Brown in the fourth quarter at Philadelphia (12/1) and finished with four completions on 13 attempts for 47 yards. Had trouble passing in the rain and 25 MPH wind that gusted to 50 MPH...Replaced Brown at the end of the first half and in the second half vs. New Orleans (12/15). Struggled against the Saints secondary and pass rush, finishing five-of-20 for 52 yards with no touchdowns. Kanell was sacked five times by New Orleans.

**College:** Ranks second on FSU's all-time chart with 6,176 yards in total offense and 6372 yards passing, topped only by the 6636 yards in total offense by Charlie Ward (1989-93) and 6378 aerial yards by Gary Huff (1969-72). His 57 touchdown tosses set a Seminole all-time record, breaking the old mark of 52 by Huff. His 529 pass completions of 851 attempts broke Ward's previous FSU marks (473 of 759). All-Atlantic Coast Conference first-team choice and ranked 13th in the nation with a 145.5 passing efficiency rating and 11th with an average of 265.1 yards in total offense per game during senior season in 1995. Completed 257 of 402 passes (63.9%) for 2957 yards and 32 touchdowns, breaking the old school season records of 27 scores by Charlie Ward (1993) and 385 pass attempts by Gary Huff (1972). His 2957 aerial yards are topped only by Ward (3032, 1993) and Peter Tom Willis (3124, 1989). All-ACC first-team choice and finalist for the Davey O'Brien Award, given to the premier passer in college football in his first year as FSU's starter as a junior in 1994. Completed 227 of the 380 passes (59.7%) for 2781 yards and 17 touchdowns, the fifth-best season total in school history. Shared duties behind Charlie Ward with Jon Stark as a sophomore in 1993. Earned his first career start vs. Maryland. Completed 36 of 49 passes (73.5%) for 499 yards, seven touchdowns and no interceptions. Lettered with Seminoles baseball team in 1992. Performed as a reserve outfielder. Appeared in three games as a pitcher. Batted .182 with four hits and three runs batted in.

**Personal:** Single. Parade and Tom Lemming's Football Report All-American selection at Westminster (Ft. Lauderdale, Fla.) Academy. Rated the second-best quarterback prospect in the nation by Super Prep. Gatorade Circle of Champions Florida Player of the Year in 1991. Lettered twice in football, leading the team to the state title as a junior and a second-place finish as a senior. Threw for 1528 yards and 18 touchdowns in his final campaign. Played in the Florida-Georgia All-Star Game. All-State choice in baseball. Biology major, earning Athletic Director's Honor Roll accolades. Selected in the 19th round of the 1992 Major League Baseball Draft by the Milwaukee Brewers and by the New York Yankees in the 1995 draft. Avid golfer who enjoys spending offseason speaking to various Christian groups. Father, Dan, is one of the Miami Dolphins team physicians and serves as spring training physician for the New York Yankees.

#### Kanell's Career Statistics

Year	Team	GP/GS	Att	Comp	Comp%	Yds	Long	TD	INT	Rating
1996	NYG	4/0	60	23	38.3	27	25	1	1	48.4
1997	NYG	16/10	294	158	53.1	1,740	68t	11	9	70.7
1998	NYG	10/10	299	160	53.5	1,603	46	11	10	67.3
1999	Atl	3/1	84	42	50.0	593	52	4	4	69.2
<b>Totals:</b>		<b>33/21</b>	<b>737</b>	<b>383</b>	<b>52.0</b>	<b>3,963</b>	<b>68t</b>	<b>27</b>	<b>24</b>	<b>66.4</b>

#### Kanell's Postseason Statistics

Year	Team	GP/GS	Att	Comp	Comp%	Yds	Long	TD	INT	Rating
1997	NYG	1/1	32	16	50.0	199	37	1	0	80.1
<b>Totals:</b>		<b>1/1</b>	<b>32</b>	<b>16</b>	<b>50.0</b>	<b>199</b>	<b>37</b>	<b>1</b>	<b>0</b>	<b>80.1</b>

#### Kanell's Best Games

Completions	Attempts	Yards	Long
25 vs. Dal (9-21-98)	45 vs. Dal (9-21-98)	259 vs. Ari (10-18-98)	68t @ Det (10-19-97)
23 @ Oak (9-13-98)	37 @ Wash (11-23-97)	237 @ Tenn (12-19-99)	56t vs. Ari (11-16-97)
22 vs. Ari (10-18-98)	36 vs. Ari (10-18-98)	228 vs. Dal (9-21-98)	52 @ Dal (9-20-99)
20 @ Wash (11-23-97)	33 vs. Bal (10-3-99)	220 @ Det (10-19-97)	47 @ Ari (10-12-97)
18 @ Tenn (12-19-99)	33 @ Oak (9-13-98)	214 vs. Cin (10-26-97)	46 @ Wash (11-1-98)
18 vs. Cin (10-26-97)	33 @ S.D. (9-27-98)	208 @ S.D. (9-27-98)	






51

**JEFF KELLY**

**LINEBACKER • 5-11 • 256**

**2nd Season • Kansas St.**

**Born 12-13-75 • LaGrange, TX**

**Acq: FA - '99**

**Transactions:** Originally a sixth round (198th pick overall) draft choice by Atlanta in 1999.

**NFL:** Tough, hard-nosed linebacker who excelled when given an opportunity as a rookie.

**1999:** Performed in 16 games with one start during rookie campaign...Finished with 17 tackles on defense with a forced and recovered fumble as well as registering nine special teams stops, tied for second-best on team...After seeing action on special teams for the first four games, he received extensive playing time at middle linebacker in place of an injured Jessie Tuggle (quad) in second half at New Orleans (10/10). Registered five tackles, forced a fumble, and made a special teams tackle in a win over New Orleans. Jarred the ball loose from RB Ricky Williams on first play of second half but New Orleans recovered...Started for first time as a pro for Tuggle at Pittsburgh (10/25) the following week and became second member of 1999 draft class to start a game (DE Patrick Kerney vs. Baltimore (10/3) and responded by tying S Marty Carter for team-high honors with a career-best nine tackles. Dropped RB Jerome Bettis for a two-yard loss on 1-10 at Atlanta 11-yard line in first quarter. Knocked Bettis for a one-yard loss on second play of second quarter. Collared Bettis again for a four-yard loss in third stanza. Stopped Bettis one more time for no gain on 3-1 at Atlanta 40-yard line to force a punt...Against Carolina (10/31) the next week, he recovered a fumble as a reserve linebacker and had a QB pressure and made a tackle on special teams. Fell on a QB Steve Beuerlein fumble with 5:01 left in the game at Atlanta 22-yard line to stop a drive...Added two tackles in a reserve role with a stop on special teams at Tampa Bay (11/21).

**College:** Despite playing just two seasons for the nationally ranked Wildcasts of Kansas State, he recorded the second-most stops behind the line with 47 and the sixth-most quarterback sacks ever in team history with 13. Finalist for the Bronko Nagurski Award for the nation's top defensive player as a senior. All-Big 12 performer who collared 87 tackles (51 solos) with six sacks in his final season and led the team for the second straight season with 23 stops for losses of 92 yards. Caused and recovered three fumbles and added three interceptions to his impressive totals to also be named an All-American by Football Writers Association. Garnered Big 12 Defensive Newcomer of the Year as a junior with 110 tackles, 24 stops behind the line, seven sacks and two forced fumbles.

**Personal:** Single. Named the Defensive Player of the Year in 1995 at the JUCO level as a sophomore for Garden City (Kansas) Community College for 169 tackles, 32 stops for losses, 12 sacks, 20 QB pressures and four interceptions (returning one for a score). Social science major. Son of Sheila and Jeff Kelly, Sr. of LaGrange, Texas.

Kelly's Statistics										
Year	Team	GP/GS	Tckls	Solo	Sacks	Press.	INT	PD	FF	FR
1999	Atl	16/1	17	14	0.0	1	0	0	1	1
Totals:		16/1	17	14	0.0	1	0	0	1	1
Kelly's Best Games										
Tackles		Solos		SpTms		FF		FR		
9 @ Pitt (10-25-99) 5 @ N.O.(10-10-99)		6 @ Pitt (10-25-99) 4 @ N.O. (10-10-99)		1 Nine times last time vs. S.F. (1-3-00)		1 @ N.O. (10-10-99)		1 vs. Car (10-31-99)		



**REGGIE KELLY**  
**TIGHT END • 6-3 • 255**  
**2nd Season • Mississippi**  
**Born 2-22-77 • Aberdeen, MS**  
**Acq: D2 - '99 (42nd)**

**Transaction:** Originally a second round (42nd pick overall) draft choice by Atlanta in 1999.

**NFL:** Big, strong target...Hard worker in the trenches...Steadily improved during rookie season to earn a pair of starts...Will compete for starting tight end spot this season.

**1999:** Caught eight passes for 146 yards for an 18.3 average and a long catch of 50 yards...Started two out of 16 games played...Worked free to haul in passes from 29 and 22 yards in addition to the 50-yarder...Played in short yardage situations to take advantage of his blocking skills and on special teams for the first four weeks of season...At New Orleans (10/10) made his first NFL catch at 13:12 of second quarter on a pass from Tony Graziani for 16 yards and a first down...Turned around the next week and caught a career-high three passes for 70 yards vs. St. Louis (10/17). Caught a 13-yard pass from QB Chris Chandler in second quarter for a first down. Hauled in a personal-best 50-yarder from QB Tony Graziani in fourth quarter to St. Louis 26-yard line, which set-up a Morten Andersen 25-yard field goal...At Carolina (11/28), grabbed a tough catch over the middle for a 22-yard gain to Carolina six-yard line to set-up RB Ken Oxendine's five-yard touchdown catch two plays later...Made first pro start vs. New Orleans (12/5) after incumbent O.J. Santiago injured his shoulder in practice earlier in week. Helped to open holes for Oxendine's career-best 85 yards rushing and FB Bob Christian's personal-best of 44 yards for team total of 128. Provided time for Chandler to throw two touchdowns and run for one other. Hauled in two catches for nine yards. Made a nice finger-tip grab for six yards in third quarter...Started for second straight week for Santaigo at San Francisco (12/12) but did not record a catch...Caught the second longest pass of career vs. Arizona (12/26) by pulling in a 29-yarder in second quarter for first down to Arizona 29-yard line. Christian scored on a one-yard plunge to tie the score at 14 apiece.

**College:** All-SEC first-teamer for Mississippi State as a senior. Also earned SEC All-Academic Honor Roll for three straight years. Devastating blocker finished second on team with 54 knockdown blocks. Caught a career-best 12 passes for 140 yards and a touchdown while starting every game as a senior. Finished with 34 knockdown blocks as a junior while catching 10 passes for 175 yards with one score. Ended his career by starting 22 of 44 games and grabbing 29 passes for 474 yards with long catches of 69, 39, 38 and 24 yards.

**Personal:** Married (Sheila). Industrial Technology major. Posted a 3.26 GPA as a junior in his major. Ranked as the sixth-best tight end in the southeast region by Blue Chip Illustrated out of Aberdeen (MS) High. A first-team All-State product and two-way starter at tight end and defensive end. Hauled in 15 catches for 260 yards and totaled 49 tackles. A versatile performer, he played quarterback as a junior. Graduated with a 3.3 GPA. Born Reginald Kuta Kelly in Aberdeen, MS.

Kelly's Career Statistics							
Year	Team	GP/GS	Rec	Yds	Avg.	LG	TD
1999	Atl	16/2	8	146	18.3	50	0
<b>Totals:</b>		<b>16/2</b>	<b>8</b>	<b>146</b>	<b>18.3</b>	<b>50</b>	<b>0</b>
Kelly's Best Games							
Receptions		Yards		Long		TD's	
3 vs. St.L. (10-17-99)		70 vs. St.L. (10-17-99)		50 vs. St.L. (10-17-99)		None	
2 vs. N.O. (12-5-99)		29 vs. Ari (12-26-99)		29 vs. Ari (12-26-99)			
1 Three times last vs. Ari (12-26-99)		22 @ Car (11-28-99)		22 @ Car (11-28-99)			
		16 @ N.O. (10-10-99)					



**PATRICK KERNEY**  
**DEFENSIVE END • 6-5 • 272**  
**2nd Season • Virginia**  
**Born 12-30-76 • Trenton, NJ**  
**Acq: D1 - '99 (30th)**

**Transaction:** Originally a first round (30th pick overall) draft choice by Atlanta in 1999.

**NFL:** With departure of Chuck Smith and Lester Archambeau and with a year in the offseason program (gained 15 pounds) is expected to make a major contribution in 2000.

**1999:** Played in all 16 games with two starts...Finished with 44 tackles and 2.5 sacks for 18.5 yards...Started at left defensive end for first time in pro career vs. Baltimore (10/3) when usual starter Lester Archambeau was moved to left tackle because of injuries to DT Travis Hall (thumb surgery/hip). Collared first NFL sack when he dropped QB Stoney Case for a seven-yard loss in fourth quarter. Made four total tackles on the afternoon. Dropped RB Errict Rhett for a three-yard loss in third quarter...At New Orleans (10/10) a week later, he recorded a career-high eight tackles in a reserve role. Combined with Archambeau to trap QB Billy Joe Tolliver for a five-yard loss at end of first half for a 0.5 sack...Sacked QB Trent Dilfer at Tampa Bay (11/21) on 3-1 on Tampa Bay 29 for a nine-yard loss in third quarter and amassed three tackles...Played extensively at left defensive end, replacing an injured Archambeau (ankle), in second half at Tennessee (12/19) and had a tackle and a QB pressure...Recorded his second start of season for Archambeau (knee and ankle) at left defensive end vs. Arizona (12/26) and finished with three tackles and two QB pressures...Closed out the season vs. San Francisco (1/3/00) with three tackles and a pressure.

**College:** All-American first-team choice as a senior by Football News and Football Writers Association to become the first UVA lineman to earn national honors since Chris Slade in 1992. First-team All-ACC with his 62 tackles, including 21 stops for losses, and 15 sacks. The 15 sacks tied the school-record set by Slade (in 1992). Registered 45 tackles with eight sacks as a junior. For his career amassed 127 tackles with 63 solos and 24 sacks. Was a defenseman on Virginia's lacrosse team in 1996-97. Did not participate in the 1996 spring football practice period in order to compete on the lacrosse team. The Cavaliers advanced to the championship game of the 1996 NCAA Lacrosse Tournament, losing to Princeton 13-12 in overtime. Played again in the 1997 NCAA playoffs as UVA lost in the quarterfinals to Maryland (10-9).

**Personal:** Single. Four-year starter at Taft (CT) High School. Team captain and Most Valuable Player as a senior. Played linebacker and offensive guard his final two seasons. Posted a career-high 84 tackles, including three sacks, with an interception and blocked punt in eight games as a junior. Collared seven sacks as a sophomore defensive end. Earned two letters in wrestling as a heavyweight. Once placed second as a senior at the All-New England Tournament. Communications major. Father, John, played hockey at Middlebury College and his Grandfather played football at Cornell. Born Patrick Manning Kerney.

Kerney's Career Statistics											
Year	Team	GP/GS	Tckls	Solos	Sacks	Yds	Int	Yds	FF	FR	PD
1999	Atl	16/2	44	25	2.5	18.5	0	0	0	0	0
<b>Totals:</b>		<b>16/2</b>	<b>44</b>	<b>25</b>	<b>2.5</b>	<b>18.5</b>	<b>0</b>	<b>0</b>	<b>0</b>	<b>0</b>	<b>0</b>
Kerney's Best Games											
Tackles			Solos			Sacks			Forced Fumbles		
8 @ N.O. (10-10-99)			3 @ T.B. (11-21-99)			1 vs. Bal (10-3-99)			None		
6 vs. N.O. (12-5-99)			3 @ N.O. (10-10-99)			1 @ T.B. (11-21-99)					
4 vs. Bal (10-3-99)			2 vs. Bal (10-3-99)			0.5 @ N.O. (10-10-99)					



**85**

**BRIAN KOZLOWSKI**

**TIGHT END • 6-3 • 250**

**7th Season • Connecticut**

**Born 10-4-70 • Rochester, NY**

**Acq: FA - N.Y. Giants (3-21-97)**

**Transactions:** Originally signed by the Giants as a free agent on May 1, 1993. Waived by the Giants on August 16, 1993. Signed to the Giants practice squad on December 8, 1993. Resigned by the Giants as a free agent on March 1, 1994. Signed by Atlanta as a free agent on March 21, 1997.

**NFL:** A solid contributor on special teams and as a backup at both tight end and H-back...Filled in as the starter at fullback for the injured Bob Christian (knee) in the last game of the regular season in 1998 and the three postseason games...Spent the first three years of his NFL career with head coach Dan Reeves with the New York Giants.

**1999:** Played in all 16 games with three starts when the team opened with two tight ends...Caught a single-season career-high of 11 passes for 122 yards for a 11.1 average with a career-best two touchdowns. Surpassed the 10 receptions for 103 yards he set in 1998...Established a single-game high with three receptions at Carolina (11/28) and against Jacksonville (11/7). His 49 receiving yards against Jacksonville also set a new personal-best, topping the 41 yards vs. Philadelphia (12/14/97)...Returned two kickoff returns for 19 yards...In a reserve role, caught two passes, one for a one-yard touchdown from QB Tony Graziani in third quarter at St. Louis (9/26)...Led the team in catches and yards with three for 49 in that Jacksonville (11/7) contest. Hauled in catches of 18, 17 and 14 yards to total 49. Caught his second scoring pass of season at Carolina (11/28) of 15 yards in fourth quarter...Made starts vs. Baltimore (10/3), at San Francisco (12/12), and at Tennessee (12/19).

**1998:** Played in all 16 regular season games with six starting assignments...Started in the two-tight set at San Francisco (9/27), at New England (11/8), vs. Chicago (1/-22), at St. Louis (11/29) and vs. Indianapolis (12/6). Started at fullback in place of the injured Bob Christian (knee) in the final game of the season vs. Miami (12/27) and in the three postseason games, including Super Bowl XXXIII vs. Denver (1/31/99)...Finished the season with ten receptions for 103 yards and one touchdown and one kickoff return for 12 yards...Caught a 19-yard touchdown pass from QB Chris Chandler vs. Philadelphia (9/13). Also returned one kickoff for 12 yards against the Eagles...Set up a Chandler touchdown pass vs. Giants (10/11) with a 25-yard reception to the one-yard line...Blocking throughout the season helped RB Jamal Anderson lead the league with 1,846 yards rushing.

**1997:** Started the final five games at tight end with the injury to Ed West and produced with seven catches for 99 yards with one touchdown...When starter O.J. Santiago was lost with a broken leg at St. Louis (11/16), Kozlowski stepped in and responded. He caught two passes for seven yards, including a big two-yard touchdown reception with six minutes remaining to give the Falcons the lead, 24-21, in a six-point win against the Rams...Because of his blocking exploits and for hauling in one pass for 28 yards at Seattle (11/30) in his first start, was named co-offensive player of the game by the coaches...His other contributions included on special teams tackle, a kickoff return for 26 yards vs. San Francisco (10/19), another kickoff return for 23 yards vs. St. Louis (11/2) on a squib kick just before the half which set up a field goal in an eventual 34-31 victory.

**1996:** Played in five games with one touchdown reception...Hauled in the first touchdown of his career, a four-yard pass from QB Dave Brown, in the Giants victory vs. Dallas (11-24)...His contributions on special teams included a 16-yard kickoff return which put the Giants inside the Patriots 44-yard line and eventually led to a Giants touchdown in the season-finale vs. New England (12-21).

**1995:** Played in 16 games on special teams and as a back up at both tight end and H-back...Caught two passes for 17 yards, had three special teams tackles and recovered a fumble on special teams...Saw time at tight end vs. New Orleans (9/24) as the Giants employed the two-tight end alignment. Caught a 12-yard pass from QB Dave Brown in the first quarter of the game...Played H-back at Washington (10/29) as Aaron Pierce moved to tight end to replace the starting TE Howard Cross (knee)...Returned two kickoffs vs. Oakland (11/12): 11 yards to the Giants 41-yard line and another 17 yards to the Raiders 49-yard line...Vs. San Diego (12/23) recovered a muffed punt by WR Andre Coleman at the Chargers 23-yard line in the second quarter to help set up the Giants touchdown.

**1994:** Played in all 16 games with two starts...Was in the starting lineup at Houston (11-21) and at Cleveland (12-4) when the Giants opened those games in a two-tight end alignment...Had a fine season on special teams where he finished second on the team with 12 tackles...In addition to his special teams duties, he played primarily in short-yardage situations offensively...Recorded his first NFL reception at Dallas (11/7) when he caught a five-yard pass from QB Kent Graham on the Giants only scoring drive.

**1993:** After being waived during training camp, was re-signed and spent the last six weeks of the season, including the postseason, on the Giants practice squad

**College:** Brian's consistency at the collegiate level was seen in his 43 consecutive starts for the Huskies of the University of Connecticut. He moved into the starting lineup the second game of his freshman season and was a stalwart for the remainder of his career. A capable receiver, he caught 43 passes for 526 yards with a TD his final season in '92. He was part of a group of pass catchers which set a school record for most receptions by three different receivers with 207 in '91.

**Personal:** Married to the former Ellen Wilson. Brian Scott was a team most valuable player and an All-County selection on offense at Webster (NY) High. He was also good enough to garner second-team All-County honors on defense. This all-around athlete also played lacrosse as a prep. One of only four true freshmen at Connecticut to earn a varsity letter. Brian's best game as a collegian came versus Villanova as the sophomore caught 10 passes. His pass catching exploits at UConn were even more impressive when you consider he played with two All-America wide receivers for much of his career.

Kozlowski's Career Statistics												
Year	Team	GP/GS	Rec.	Yards	Avg.	LG	TD	KOR	Yds.	Avg	TD	Sp/Tms
1994	NYG	16/2	1	5	5.0	5	0	2	21	10.5	0	12
1995	NYG	16/0	2	17	8.5	12	0	5	75	15.0	0	3
1996	NYG	5/0	1	4	4.0	41	1	1	16	16.0	0	0
1997	Atl	16/5	7	99	14.1	29	1	0	0	0.0	0	1
1998	Atl	16/6	10	103	10.3	25	1	0	0	0.0	0	2
1999	Atl	16/3	11	122	11.1	26	2	2	19	9.5	0	4
<b>Totals</b>		<b>85/16</b>	<b>32</b>	<b>350</b>	<b>10.9</b>	<b>29</b>	<b>5</b>	<b>10</b>	<b>131</b>	<b>13.1</b>	<b>0</b>	<b>22</b>

Kozlowski's Postseason Statistics													
Year	Team	GP/GS	Rec.	Yards	Avg.	LG	TD	KOR	Yds.	Avg	LG	TD	Sp/Tm
1998	Atl	3/3	6	19	3.2	5	0	0	0	0	0	0	0
<b>Totals</b>		<b>3/3</b>	<b>6</b>	<b>19</b>	<b>3.2</b>	<b>5</b>	<b>0</b>	<b>0</b>	<b>0</b>	<b>0</b>	<b>0</b>	<b>0</b>	<b>0</b>

Kozlowski's Best Games			
Receptions	Yards	Long	TD's
3 @ Car (11-28-99)	49 vs. Jax (11-7-99)	29 vs. Phil (12-14-97)	1 @ Car (11-28-99)
3 vs. Jax (11-7-99)	41 vs. Phil (12-14-97)	28 @ Sea (11-30-97)	1 @ St.L (9-26-99)
2 @ St.L (9-26-99)	29 @ Car (11-28-99)	26 vs. N.O. (12-5-99)	1 vs Phil (9-13-98)
2 @ Det (12-20-98)	28 @ Sea (11-30-97)	25 @ Giants (10-11-98)	1 @ St.L (11-16-97)
2 vs. Phil (12-14-97)	26 vs. N.O. (12-5-99)	19 @ Phil (9-13-98)	1 @ Dal (11-7-97)
2 @ St.L (11-16-97)	24 @ Giants (10-11-98)	16 @ Ariz (12-21-97)	




**KAMIL LOUD**  
**WIDE RECEIVER • 6-0 • 190**  
**3rd Season • Cal Poly-SLO**  
**Born 6-25-76 • Richmond, CA**  
**Acq: Waivers - '00**

**Transactions:** Originally a seventh round (238<sup>th</sup> overall) draft choice by Buffalo in 1998. Waived by Buffalo on April 14, 2000. Claimed off waivers by Atlanta on April 20, 2000.

**NFL:** Played in 12 games for Buffalo Bills over the past two seasons...Big, rangy target who is looking to establish his presence in third NFL season...Won a roster spot with Buffalo with impressive preseason as a receiver and punt and kickoff return in 1998.

**1999:** Performed in seven games in second season...Caught six passes for 66 yards for an 11.0 average and a 20-yard long...Inactive for season opener at Indianapolis (9/12)...Saw action on special teams vs. Jets (9/19)...Caught first regular season pass vs. Philadelphia (9/26) for 11 yards...Played on special teams vs. Miami (10/4) and Pittsburgh (10/10)...Inactive vs. Oakland (10/17)...Recorded his best day as a pro at Seattle (10/24) when he tied for team-lead with Peerless Price with five receptions for 55 yards as he helped to replace an injured WR Eric Moulds...Inactive for final weeks of season.

**1998:** Played in five games in regular season and plus the Bills' Wild Card playoff game...Inactive for other 11 games...Made NFL debut vs. San Francisco (10/4) and registered two solo tackles on special teams and came up with a fumble recovery on kickoff coverage that led to team's second day of game...Saw first action on offense as a fourth wide receiver the next week at Indianapolis (10/11) but did not record a catch. Managed a tackle on punt coverage...Caught only pass of season in fourth quarter of Wild Card game at Miami (1/2) with a 12-yard catch.

**College:** Finished career at Cal-Poly-San Luis Obispo as the school's all-time leader in receptions with 169, touchdowns with 26 and receiving yards with 3,124. Averaged 18.5 yards per catch for career. A two-time Sporting News All-America selection. Led Mustangs in receiving yards with 708 on 33 receptions as a senior. Caught eight touchdowns in his final season, including a 73-yarder vs. Cal State Sacramento in his last game and also added a 67-yard catch vs. Northern Iowa. Named an All-NCAA Division I-AA choice as a junior after recording his second straight 1,000-yard season with 1,042 on 60 catches. His seven touchdowns included a 71-yarder vs. UC-Davis and a 64-yard score against Southern Utah. Set a school record with 254 receiving yards on eight catches vs. Sacramento State which also included three scores. Also managed three touchdowns vs. Weber State to tie the school's single-game mark twice in one season. Closed out season with five straight 100-yard games and seven overall.

**Personal:** Single. Full name is Kamil Kassan Loud. First name means "special one". First-team All-Bay Area selection following senior season at El Cerrito (Ca) High when he averaged 28 yards per catch. El Cerrito also produced Cleveland Browns linebacker Jamir Miller. Played football and baseball for three seasons at Salesian High before transferring in 1993. Huge fan of 49er Jerry Rice growing up. Majored in sports medicine.

Loud's Career Statistics							
Year	Team	GP/GS	Rec	Yards	Avg.	Long	TD
1998	Buffalo	5/0	0	0	0	0	0
1999	Buffalo	7/0	6	66	12.0	20	0
<b>Totals:</b>		<b>12/0</b>	<b>6</b>	<b>66</b>	<b>12.0</b>	<b>20</b>	<b>0</b>
Loud's Postseason Statistics							
Year	Team	GP/GS	Rec	Yards	Avg.	Long	TD
1999	Buffalo	1/0	1	12	12.0	12	0




**WHIT MARSHALL**  
**LINEBACKER • 6-2 • 242**  
**2nd Season • Georgia**  
**Born 1-6-73 • Atlanta, GA**  
**Acq: FA - '99**

**Transactions:** Originally a fifth round (147th pick overall) draft choice by Philadelphia in 1996. Waived by Philadelphia on August 25, 1996. Signed by Philadelphia to practice squad on August 28, 1996. Signed to regular roster from practice squad November 19, 1996. Waived by Philadelphia on August 19, 1997. Signed as a free agent by Indianapolis on March 3, 1998. Waived by Indianapolis on September 7, 1998. Signed as a free agent by Atlanta on July 7, 1999.

**NFL:** Team's designated snapper on special teams and reserve linebacker...Played for Frankfurt Galazy of NFL Europe during spring of 1999.

**1999:** Performed the long snapping duties on punts and finished with two special teams tackles...Played in 15 games and was inactive for one game at Dallas (9/20)...Did not record a bad snap all season and no punts were blocked...Registered one tackle on special teams at Tampa Bay (11/21) and at Carolina (11/28)...Spent the spring with Frankfurt Galazy of NFL Europe. Registered 34 tackles and had three sacks, tied for fourth-best on team. Also added a forced fumble, a pass defensed, and a pair of special teams tackles to his totals for the 6-4 Galazy.

**1998:** Waived in training camp by Indianapolis and did not play the rest of the season.

**1997:** Waived in training camp by Philadelphia and did not play the rest of the season.

**1996:** Signed to the 53-man roster from the practice squad with Philadelphia late in the year...Deactivated for games 12-15 before seeing action in the season finale vs. Arizona (12/22) and the Wild Card playoff game at S.F. (12/29)...Collected two tackles on special teams vs. Arizona (12/22).

**College:** Paced the Southeastern Conference in tackles in 1995 with 128 tackles in 11 starts. Earned second-team all-conference honors from Associated Press. Finished his Bulldog career with 279 stops, including four sacks and five interceptions. Performed as a reserve linebacker and special teamer throughout his first three seasons at the Athens, Ga. school.

**Personal:** Married (Kacey) with one daughter, Kate. Attended Lovett School in Atlanta where he was named to the all-state team after his senior season in which he recorded 86 tackles and six interceptions. Also lettered in basketball and track. Holds a degree in Consumer Economics. Born Thomas Whitfield Marshall on January 6, 1973.

Marshall's Career Statistics									
Year	Team	GP/GS	Tckls	Asst	Sacks	Int	FR	FF	Sp Tms
1996	Phil	1/0	0	0	0	0	0	0	0
1997			-Did Not Play-						
1998			-Did Not Play-						
1999	Atl	15/0	0	0	0	0	0	0	2
<b>Totals</b>		<b>16/0</b>	<b>0</b>	<b>0</b>	<b>0</b>	<b>0</b>	<b>0</b>	<b>0</b>	<b>2</b>



## TERANCE MATHIS

WIDE RECEIVER • 5-10 • 186

11th Season • New Mexico

Born 6-7-67 • Stone Mtn., GA

Acq: UFA – N.Y. Jets (5-5-94)

**Transactions:** Originally a sixth round (140<sup>th</sup> pick overall) draft choice by the Jets in 1990. Signed by Atlanta as an unrestricted free agent from the Jets on May 3, 1994.

**NFL:** Broke Falcon club record for most career receptions last year to establish new mark with 465, moving past Andre Rison (423)...Went over 500 career receptions in 1999...With 6,106 receiving yards needs 152 more yards in 2000 to become the club's all-time leader ahead of WR Alfred Jenkins (6,257)...Established a Falcon record in 1999 with sixth consecutive 50-plus catch season (1994-99)...Has scored 50 career touchdowns as a Falcon, second only to Andre Rison's 56...Recorded his fourth 1,000-yard receiving season of career in 1999 and second in-a-row...Set a Falcon record for most catches, season, with 111 in Pro Bowl 1994 season. He tied a club mark with five 100-yard games that same year...Spent the first four seasons of his career as a reserve wide receiver with the Jets before becoming one of best receivers in NFL in Atlanta.

**1999:** Started all 16 games and finished the season with a team-leading 81 receptions for 1,016 yards and six touchdowns. The 81 receptions are an all-time high for a Dan Reeves-coached team. The previous highest under Reeves was 76 receptions by Vance Johnson for Denver in 1981. The 81 receptions by Mathis are the second-highest of his career to the club record 111 he had during his first year in Atlanta 1994. Finished 6th in NFC and tied for 10th in NFL with those 81 catches...Went over 1,000 yard mark for second consecutive season and fourth overall of career. His 1,016 receiving yards ranked 16th in NFC...His 29 third-down receptions were second in NFC and tied for fourth overall in NFL...Entered Monday Night Game at Pittsburgh (10/25) needing nine receptions to move past WR Andre Rison as the club's all-time leader in receptions. Ended the game with 12 catches for 166 yards to push his career total to 427 and establish new record...Reached the 500 reception mark with an 18-yard catch from QB Tony Graziani in third quarter at New Orleans (10/10) to be named MVP on offense...Caught a 10-yard pass from QB Chris Chandler in first quarter vs. Carolina (10/31) to move past Andre Rison (5,635) into second place on the club's all-time chart for receiving yards behind leader Alfred Jenkins (6,257)...Recorded his 15th career 100-yard receiving game at Pittsburgh (12-166) and is now tied with Andre Rison for second place behind all-time leader Alfred Jenkins, who had 17 100-yard game. The 12 receptions were his second-most to the 13 he had vs. Kansas City (9/18/94). The 166 yards are his third-most of career and ranked 15th in team history. Eclipsed Rison's record of 423 career catches on a two-yard reception (on his ninth catch of game) on fourth play of fourth quarter to set record at 424...Added six touchdown receptions to total 50 for his career, moving past RB Gerald Riggs for most touchdowns ever and now stands second all-time

behind Rison's 56 touchdowns. He is second on the Falcons' all-time list in receiving touchdowns with 50 (behind Rison's 56)...Caught a team-high six passes for 66 yards vs. Baltimore (10/3) and seven for 75 yards vs. St. Louis (10/17). Five of his catches against the Rams were for first downs. Hauled in grabs of 32, 20 and 18 yards...Lead the NFC after seven weeks with 20 catches for first downs...Caught a 10-yard pass from QB Chris Chandler on 2-11 at Atlanat 37-yard line in first quarter vs. Carolina (10/31) to move past Rison into second place in receiving yards in team history. First in NFC after eight games with 47

### Touchdown Receptions NFL Leaders Since 1994

Cris Carter	72
Carl Pickens	56
Jerry Rice	51
<b>Terance Mathis</b>	<b>50</b>
Herman Moore	49
Tim Brown	48
Tony Martin	44

receptions...In rematch at Carolina (11/28) hauled in nine passes for 98 yards with one touchdown. Snagged passes covering 18t, 17, 14 and 12 yards. His 18-yard touchdown catch with just over eight minutes left closed the gap to 34-28...Snared an eight-yard touchdown for Atlanta's first points in first quarter vs. New Orleans (12/5) to tie Gerald Riggs with 48 career touchdowns...Scored his 49th career touchdown to move past Riggs into second place all-time on a 23-yard catch in first quarter vs. Arizona (12/26)...Knotched his 50th career touchdown and went over 1,000 receiving yards for second straight season against San Francisco (1/3/00) in season finale. Also caught five passes to finish season with 81, the most for Dan Reeves coached team, and the second-most ever in career. Eclipsed 1,000 yards with a nine-yard grab from Chandler in fourth quarter.

Cris Carter	597
Tim Brown	543
Herman Moore	503
Jerry Rice	498
Larry Centers	469
<b>Terance Mathis</b>	<b>465</b>
Carl Pickens	461
Michael Irvin	413

**1998:** Started all 16 regular season games and the three postseason games, including Super Bowl XXXIII vs. Denver (1/31/99)...Finished second on the team with 64 receptions for 1,136 yards and a team-leading 11 touchdown receptions...Turned in seven receptions for 130 yards with touchdown receptions of 49 and 31 yards at San Francisco (9/27)...Had a team-high eight catches for 117 yards at New England (11/8)...His only reception of the afternoon, a 78-yard touchdown catch from QB Chris Chandler with under two-minutes to go, sealed the Falcons, 31-19 victory vs. San Francisco (11/15)...Set a Falcons team record with 198 receiving yards on six receptions at New Orleans (12/13). His performance against the Saints included touchdown receptions of 63 and 62 yards...Added a touchdown reception at Detroit to set a club record for consecutive games with at least one touchdown with six games...Had a team-high seven receptions for 85 yards with a three-yard touchdown in the Super Bowl vs. Denver (1/31/99).

**1997:** Started all 16 games and finished second on the team with 62 receptions for 802 yards with six touchdowns...Had his fourth consecutive season of 60 or more receptions and six or more touchdowns...Recorded team-high in catches in a game six times, including 107 yards on eight receptions at Carolina (10/26)...Hauled in seven receptions for 75 yards with a four-yard touchdown vs. San Francisco (10/19)...Recorded seven receptions for 73 yards, including an 11-yard touchdown vs. St. Louis (11/2)...Grabbed six passes for 55 yards with a six-yard touchdown vs. Oakland (9/14).

**1996:** Started all 16 games and paced the team in touchdown catches with seven and finished second on the team in receptions with 69, receiving yards with 771, and average per catch (among starters) at 11.2...Had eight games with five or more catches, two 100-yard receiving games and a pair of two-touchdown games...He hauled in a team-high 123 yards at Carolina (9/1) in the opener with a 55-yard long and 101 yards at Dallas (10/20)...At St. Louis (11/10), he became the second Falcon receiver ever to catch 50 passes in three consecutive seasons...Two weeks later at Cincinnati (11/24), he passed another club milestone by reaching 3,000 career receiving yards in just his third season in Atlanta.

**1995:** Eclipsed 1,000-yard receiving for the second straight season after finishing the year with 78 receptions for 1,039 in 14 games with 12 starts...Missed two games (at St. Louis (10/12) and at Tampa Bay (10/22)) and part of others with a knee injury that required offseason surgery...Mathis tied a team record vs. St. Louis (11/19) by scoring three touchdowns on receptions of 39, 18 and 17 yards...He finished with a then career-best 184 yards...Made one of the "plays of the year" in the season-finale vs. San Francisco (12/24), eluding three 49er defenders and diving into the end zone 37 yards later for a game-winning touchdown as the Falcons secured a playoff berth...Hauled in six receptions or more in a game eight times, including four games with eight catches...Totaled 70 or more yards receiving in nine games.

### **Falcons All-Time Receiving Yards**

1. Alfred Jenkins	6,257
<b>2. Terance Mathis</b>	<b>6,106</b>
3. Andre Rison	5,635
4. Jim Mitchell	4,348
5. Michael Haynes	4,220

### **Falcons All-Time Receptions**

<b>1. Terance Mathis</b>	<b>465</b>
2. Andre Rison	423
3. Alfred Jenkins	359

**1994:** Earned a spot on the NFC Pro Bowl squad following his 1994 performance...Caught a club record 111 passes to become only the eighth player in NFL history to reach at least 100 receptions in a single season. The 111 receptions were the fourth most ever in NFL history...He finished the year tied for third-best in the NFL with 11 touchdown receptions...He gained 1,342 receiving yards, second in team history to Alfred Jenkins (1,358 in 1981), and third in the NFL...His five 100-yard games tied the club mark...His top games included 13 receptions for 123 yards vs. Kansas City (9/18), 10 receptions for 125

yards at New Orleans (11/13), eight receptions for 163 yards with two touchdowns at Denver (11/20), 10 receptions for 124 yards with two touchdowns vs. Philadelphia (11/27), seven receptions for 128 yards at San Francisco (12/4) and nine receptions for 92 yards at Washington (9/25)...He set a personal-best with an 81-yard reception at San Francisco...Named to numerous postseason honors following the season.

**1993:** Played in all 16 games for the Jets as a reserve wide receiver...Finished with 24 receptions for 352 yards...In his first start of the season at Buffalo (12/26), he responded with seven catches for 98 yards...His other top games were at the Raiders (10/10) with four receptions for 55 yards, vs. Denver (9/5).

**1992:** Played in all 16 games and finished fourth on the team in receiving yards with 22 receptions for 316 yards and three touchdowns...Was second on the team in kickoff returns with 28 for 492 yards...Also added three rushing attempts for 25 yards with one touchdown...Had a season-high four receptions for 111 yards and one touchdown vs. San Francisco (9-20)...Had an excellent preseason, leading the team in receiving with 14 receptions for 254 yards and three touchdowns.

**1991:** Played in 16 games and finished fourth on the Jets with 28 receptions for 329 yards and one touchdown...Led the team in kickoff returns with 29 returns for 599 yards and a 20.7 average...Also led the team in punt returns with 23 returns for 157 yards and a 6.8 average...Made a key 27-yard reception that helped set up the tying field goal at Miami (12/22) in the final week of the season...Scored his first receiving touchdown, a 35-yard reception from QB Ken O'Brien, at New England (11/17)...Had a career-long 50-yard kickoff return vs. Buffalo (9/15)...Led the team in the season-opener vs. Tampa Bay (9/1) with four receptions for 51 yards...Played the entire season with a sprained finger which required surgery in the offseason.

**1990:** Was used as an extra wide receiver and as a kickoff and punt returner in all 16 games...Finished the season with 19 receptions for 245 yards and had 43 kickoff returns for 787 yards and 11 punt returns for 165 yards, including a 98-yard return for a touchdown at Dallas (11/4)...Awarded a special teams game ball following his performance against the Cowboys. The 98-yard return set a Jets team mark and tied an NFL record.

**College:** Terance was New Mexico's first-ever consensus All-American in 1989 as he amassed 88 receptions for 1,315 yards and 13 TD's. When that senior season was over, he became the NCAA's Division I career record holder in receiving yards with 4,254. In addition, his 263 receptions (from 1985-87, '89) ranked second on the NCAA's all-time list only behind Jerry Rice's leading mark of 310 catches. Mathis was the first player in NCAA history to record the triple feat of more than 250 receptions, 4,000 receiving yards, and 6,000 all-purpose yards. He caught at least one pass in 28 straight games and 43-of-44 career contests as a Lobo. He tallied nine games of 150 or more yards and six games with 10 or more catches. His three kickoff returns for TD's (96, 95, 95) tied an NCAA season all-time record. He set a school record as a senior in kickoff returns with 31 for a 25.3 average and 3 TD's. The WAC marks he established were for combined yards with 6,691 and TD's with 36, while tying Cris Carter's NCAA record of a TD in nine straight games. Mathis began his college football career as a fifth-string quarterback at New Mexico until he went 65

yards for a score off an option the first time he touched the ball. He was then moved to wide receiver after that play.

**Personal:** Married (Arnedia) with a daughter (Terae). Falcons' "Man of the Year" and 1998 "Peach of an Athlete" award winner. Started Terance Loves Children Foundation (TLC) in Atlanta in '96. Personally has helped hand out 1,000 turkeys to six area clusters (Fulton, West Fulton, Grady, Southside, Archer, Harper). Some other charitable acts of the foundation have been adopting 10 families at Christmas, distributed Easter baskets to community centers in New Mexico, played a charity basketball game, and hosted a holiday party for Atlanta's inner city youth, among others. The project's roots date back eight years ago in his college town of Albuquerque, New Mexico. Of course, a lot of his good deeds are never publicized on purpose. Given a "Community Achievement Award" at the Salute to Georgia Legends ball from the city. Terance grew up quickly in Stone Mountain, Ga. because he was in charge of his two sisters when his mother (Dorothy Mahomes) was working. His daily responsibilities included fixing breakfast, getting them dressed, and off to school. But his day didn't end there for it was his duty to make sure the girls were home safely at night. Local football hero out of Redan High School hasn't forgotten where he came from as he has provided Falcon tickets to the school each season. Popular speaker to youth who uses a positive image and anti-drug message which he delivers to throughout the South. He has given inspirational speeches for the Atlanta Drug Enforcement Agency and was called upon by the White House to give an anti-drug speech to students at Scott Branch High School in Summerton, S.C. The 1.5 hour message at a school assembly was so well-received that he found time to return to the school and host a football camp in the summer. For his devoted community service through the years he was presented with the "Outstanding Community Service Award" from the city of Albuquerque. An honorable mention all-state QB at Redan, he also was the school's starting cornerback and handled the punt and kickoff return duties. Has owned Hawks season tickets for years and captured a 3-point shootout at the '94 Footlocker competition at the Pro Bowl. He still holds his high school's records for most assists and steals for a career.

<b>Mathis' Career Statistics</b>										
<b>Year</b>	<b>Team</b>	<b>GP/GS</b>	<b>Rec</b>	<b>Yards</b>	<b>Avg.</b>	<b>Long</b>	<b>TD</b>	<b>2-Pt Conv.</b>		
1990	N.Y. Jets	16/1	19	245	12.9	23	0	-		
1991	N.Y. Jets	16/0	28	329	11.8	39	1	-		
1992	N.Y. Jets	16/0	22	316	14.4	55t	3	-		
1993	N.Y. Jets	16/0	24	352	14.7	46	0	-		
1994	Atl	16/16	111	1,342	12.1	81	11	2		
1995	Atl	14/12	78	1,039	13.3	54t	9	3		
1996	Atl	16/16	69	771	11.2	55	7	1		
1997	Atl	16/16	62	802	12.9	49	6	0		
1998	Atl	16/16	64	1,136	17.8	78t	11	0		
1999	Atl	16/16	81	1,016	12.5	52	6	0		
<b>Totals:</b>		<b>158/93</b>	<b>558</b>	<b>7,348</b>	<b>13.2</b>	<b>81</b>	<b>54</b>	<b>0</b>		
<b>Kickoff Returns</b>										
<b>Year</b>	<b>No.</b>	<b>Yds.</b>	<b>Avg.</b>	<b>LG</b>	<b>TD</b>	<b>Punt Returns</b>				
						<b>No.</b>	<b>Yds</b>	<b>Avg.</b>	<b>Long</b>	<b>TD</b>
1990	43	787	18.3	35	0	11	165	15.0	98t	1
1991	29	599	20.7	50	0	23	157	6.8	25	0
1992	28	493	17.6	32	0	2	24	12.0	12	0
1993	7	102	14.6	28	0	14	99	7.1	16	0
1994	0	0	0.0	0	0	0	0	0.0	0	0
1995	0	0	0.0	0	0	0	0	0.0	0	0
1996	0	0	0.0	0	0	3	19	6.3	10	0
1997	0	0	0.0	0	0	0	0	0.0	0	0
1998	0	0	0.0	0	0	1	0	0.0	0	0
1999	0	0	0.0	0	0	0	0	0.0	0	0
<b>Totals:</b>	<b>107</b>	<b>1,981</b>	<b>18.5</b>	<b>50</b>	<b>0</b>	<b>54</b>	<b>464</b>	<b>8.6</b>	<b>98t</b>	<b>1</b>

### Mathis' Postseason Statistics

Year	Team	GP/GS	Rec	Yards	Avg.	Long	TD	2-Pt Conv.
1991	N.Y. Jets	1/0	2	12	6.0	NA	0	0
1995	Atl	1/1	5	93	18.6	55	0	0
1998	Atl	3/3	18	229	12.7	30	3	0
Totals:		5/4	25	334	13.4	55	3	0

### Mathis' Best Games

Receptions	Yards	Long	TD's
13 vs. K.C. (9-18-94)	198 @ N.O. (12-13-98)	81 @ S.F. (12-4-94)	3 vs. StL. (11-19-95)
12 @ Pitt (10-25-99)	184 vs. Rams (11-19-95)	78T vs. S.F. (11-15-98)	2 (7 times)
10 vs. StL (11-19-95)	166 @ Pitt (10-25-99)	63T at N.O. (12-13-98)	Last Time @ N.O.
10 @ NO (11-13-94)	163 @ Den (11-20-94)	62T at N.O. (12-13-98)	(12-13-98)
10 vs. Phil (11-27-94)	130 @ S.F. (9-27-98)	55T at NYG (10-11-98)	
9 @ Car (11-28-99)	128 @ S.F. (12-4-94)	55 @ Car (9-1-96)	<b>2-Point Conversions</b>
9 @ Wash (9-25-94)	125 @ N.O. (11-13-94)	55 @ G.B. (12-31-95)	1 vs. Phil (9-22-96)
8 @ N.E. (11-8-98)	124 vs. Phil (11-27-94)	55 vs. S.F. (9-20-92)	1 vs. Det (11-5-95)
8 @ Car (10-26-97)	123 @ Car (9-1-96)	54T @ Ariz (11-26-95)	1 vs. N.E. (10-1-95)
8 vs. Pitt (10-27-96)	123 vs. KC (9-18-94)	52 @ Dall (9-20-99)	1 vs. N.O. (9-17-95)
8 vs. S.F. (12-24-95)	117 @ N.E. (11-8-98)	49T @ S.F. (9-27-98)	1 vs. Phil (11-27-94)
8 @ Car (12-17-95)	111 vs. S.F. (9-20-92)	49 vs. Den (9-28-97)	1 vs. LA Rams (10-2-95)
8 vs. S.F. (9-10-95)	107 @ Car (10-28-97)	49T @ Den (11-20-94)	
8 vs. Car (9-3-95)	102 @ Car (12-17-95)	47T @ Den (11-20-94)	
8 @ Den (11-20-94)	101 @ Dal (10-20-96)	46 vs. Mia (9-12-93)	
8 @ Det (9-4-94)			

## MATHIS NFL GAME-BY-GAME AS A FALCON (1994-99)

### 1999 Game

	Receiving		Avg	LG	TD
	Rec	Yds			
9/12 MIN	4	40	10.0	14	0
9/20 @ DAL	4	73	18.3	52	0
9/26 @ SL	4	51	12.8	18	0
10/3 BAL	7	66	9.4	14	0
10/10 @ NO	5	67	13.4	22T	1
10/17 SL	7	75	10.7	20	0
10/25 @ PIT	12	166	13.8	40	1
10/31 CAR	4	53	13.3	17	0
11/7 JAX	3	28	9.3	20	0
11/21 @ TB	1	6	6.0	6	0
11/28 @ CAR	9	98	10.9	18T	1
12/5 NO	3	46	15.3	20	1
12/12 @ SF	4	58	14.5	36	0
12/19 @ TEN	5	79	15.8	26	0
12/26 ARZ	4	41	10.3	23T	1
1/3 SF	5	69	13.8	20	1
Totals	81	1016	12.5	52	6

### 1998 Game

	Receiving		Avg	LG	TD
	Rec	Yds			
9/6 @ CAR	6	74	12.3	15	1
9/13 PHI	3	24	8.0	14	0
9/27 @ SF	7	130	18.6	49	2
10/4 CAR	3	51	17.0	38	0
10/11 @ NYG	2	79	39.5	55	1
10/18 NO	2	35	17.5	26	0
10/25 @ NYJ	4	37	9.3	18	0
11/1 SL	5	64	12.8	21	0
11/8 @ NE	8	117	14.6	22	0
11/15 SF	1	78	78.0	78	1
11/22 CHI	5	76	15.2	31	1
11/29 @ SL	5	71	14.2	27	1
12/6 IND	4	51	12.8	20	1
12/13 @ NO	6	198	33.0	63	1
12/20 @ DET	2	41	20.5	27	1
12/27 MIA	1	10	10.0	10	0
Totals	64	1136	17.8	78T	11

**1997 Game**

	Receiving				
	Rec	Yds	Avg	LG	TD
8/31 @ DET	2	17	8.5	9	0
9/7 CAR	2	47	23.5	42	0
9/14 OAK	6	55	9.2	15	1
9/21 @ SF	4	35	8.8	13	0
9/28 DEN	1	49	49.0	49	0
10/12 @ NO	2	30	15.0	18	0
10/19 SF	7	75	10.7	25	1
10/26 @ CAR	8	107	13.4	28	0
11/2 SL	7	73	10.4	12	1
11/9 TB	3	32	10.7	15	0
11/16 @ SL	6	85	14.2	44	0
11/23 NO	3	30	10.0	15	1
11/30 @ SEA	3	42	14.0	16	0
12/7 @ SD	1	19	19.0	19	1
12/14 PHI	4	57	14.3	19	0
12/21 @ ARZ	3	49	16.3	17	1
<b>Totals</b>	<b>62</b>	<b>802</b>	<b>12.9</b>	<b>49T</b>	<b>6</b>

**1996 Game**


	Receiving				
	Rec	Yds	Avg	LG	TD
9/1 @ CAR	4	123	30.8	55	0
9/8 MIN	2	13	6.5	10	2
9/22 PHI	7	58	8.3	12	1
9/29 @ SF	3	29	9.7	12	0
10/6 @ DET	5	54	10.8	17	0
10/13 HOU	6	36	6.0	14	2
10/20 @ DAL	5	101	20.2	52	0
10/27 PIT	8	76	9.5	17	0
11/3 CAR	5	52	10.4	14	0
11/10 @ SL	5	42	8.4	14	0
11/17 NO	4	21	5.3	6	1
11/24 @ CIN	7	70	10.0	26	0
12/2 SF	3	27	9.0	16	1
12/8 @ NO	3	42	14.0	27	0
12/15 SL	2	27	13.5	16	0
12/22 @ JAX	0	0	0.0	0	0
<b>Totals</b>	<b>69</b>	<b>771</b>	<b>11.2</b>	<b>55</b>	<b>7</b>

**1995 Game**

	Receiving				
	Rec	Yds	Avg	LG	TD
9/3 CAR	8	83	10.4	23	0
9/10 @ SF	8	70	8.8	23t	1
9/17 @ NO	6	81	13.5	31t	1
9/24 NYJ	2	21	10.5	18	0
10/1 NE	3	52	17.3	30	0
10/12 @ SL			—Inactive—		
10/22 @ TB			—Inactive—		
10/29 DAL	6	48	8.0	14	0
11/5 DET	6	75	12.5	19	0
11/12 @ BUF	4	71	17.8	32	0
11/19 SL	10	184	18.4	39T	3
11/26 @ ARZ	1	54	54.0	54T	14
12/3 @ MIA	3	40	13.3	16T	1
12/10 NO	5	74	14.8	25	0
12/17 @ CAR	8	102	12.8	38	0
12/24 SF	8	84	10.5	37T	2
<b>Totals</b>	<b>78</b>	<b>1039</b>	<b>13.3</b>	<b>54T</b>	<b>9</b>

**1994 Game**

	Receiving				
	Rec	Yds	Avg	LG	TD
9/4 @ DET	8	63	7.9	15	1
9/11 LA RAMS	6	79	13.2	41	1
9/18 KC	13	123	9.5	21	0
9/25 @ WAS	9	92	10.2	26	1
10/2 @ LA RAMS	4	50	12.5	17	0
10/9 TB	6	71	11.8	32	1
10/16 SF	5	64	12.8	17	0
10/23 @ LA RAI	4	42	10.5	16	1
11/6 SD	7	77	11.0	25	1
11/13 @ NO	10	125	12.5	37	0
11/20 @ DEN	8	163	20.4	49	2
11/27 PHI	10	124	12.4	36	2
12/4 @ SF	7	128	18.3	81	0
12/11 NO	6	83	13.8	23	0
12/18 @ GB	5	40	8.0	15	1
12/24 ARZ	3	18	6.0	20	0
<b>Totals</b>	<b>111</b>	<b>1342</b>	<b>12.1</b>	<b>81</b>	<b>11</b>



## GERALD McBURROWS

SAFETY • 5-11 • 210

6th Season • Kansas

Born 10-7-73 • Detroit, MI

Acq: UFA – STL (3-2-99)

**Transactions:** Originally a seventh round (214<sup>th</sup> pick overall) draft choice by St. Louis in 1995. Signed by Atlanta as an unrestricted free agent from St. Louis on March 2, 1999.

**NFL:** Physical run defender and a dependable player on defense and special teams...Used mostly as a backup through his first four NFL seasons but will compete for starting spot in 2000 after the departure of Eugene Robinson.

**1999:** Enjoyed second-best season of career, finishing with 56 tackles, tied for 10th on team, in 16 games...Also started the second-most games in career with four...Added a personal-best two interceptions, a fumble recovery, three passes defended, a sack, and a QB pressure to his totals...Ended up tied for top spot on the team in special teams tackles with 10...Lined up in dime packages and on special teams for first four games of season...Clinched Atlanta's first victory of season with game-ending sack of QB Billy Joe Tolliver at New Orleans (10/10) on safety blitz in more expanded role on defense...Playing in nickel defense vs. Carolina (10/31) secured a 27-20 win with a game-ending interception of QB Steve Buerlein and also added two tackles...Made three tackles on defense vs. Jacksonville (11/7)...Filled in for an injured Marty Carter (sprained knee) in second quarter at Carolina (11/28) and finished with a career-high 13 tackles. Called for consecutive pass interference calls on Carolina's final drive of half. Carolina scored a touchdown for a 20-14 halftime lead...Started for first time as a Falcon vs. New Orleans (12/5) when Carter (knee) was lost for season and responded with six tackles and a QB pressure. Nailed Wilmont Perry for a one-yard loss with 2:00 left in first half...Started for second straight week at San Francisco (12/12) and amassed 10 tackles and a pass defended...Totalled a team-high nine tackles with one interception vs. Arizona (12/.26). Picked off a QB Jake Plummer pass and ran it back 23 yards to Arizona 28 with :33 left. Atlanta kicked a 24-yard field goal with :04 left as a result. Established a career-best with his second interception of season. Named overall MVP by coaches along with FB Bob Christian...Did not start when Atlanta opened in nickel defense against San Francisco (1/3/00). Recovered a QB Jeff Garcia fumble in second quarter. Finished season on high note with seven tackles.

**1998:** Saw action in the first ten games of the season for the Rams before being placed on the injured reserve list on November 17 with a knee injury...He finished the season with six total tackles (3 solos) and one pass defended...Also added ten special teams tackles.

**1997:** Played in eight games with three starting assignments. Made starts vs. New Orleans (8/31), vs. San Francisco (9/7) and at Denver (9/14) in place of starter Toby Wright who was out with an injury...Finished with 24 total tackles (16 solo) and one forced fumble...Had a season-high of eight total tackles at Denver (9/14)...Placed on injured reserve on October 29 with a knee injury suffered vs. Kansas City (10/26).

**1996:** Played in 16 games and started seven...Registered a career-high 70 tackles (48 solo) with one interception and five passes defended...Also added five special teams tackles.

**1995:** Played in 14 games and started three as an extra defensive back...Led all reserves with 32 total tackles (26 solos)...Was the team leader in special teams tackles with 25...Also added one sack and five passes defended.

**College:** Three-year starter at Kansas. Played corner first three seasons before moving to strong safety prior to senior season. Started 34 consecutive games for the Jayhawks. Ended collegiate career ranked fourth all-time with 232 tackles (161 solo), including five for losses. Recorded three interceptions, 22 pass breakups and forced four fumbles. Finished senior

season with a career-high 74 tackles and played in the Blue-Gray All-Star game. Was a social welfare major.

**Personal:** Single. Lettered in football and track at Martin Luther King high in Detroit, Michigan. Earned all-league honors as a senior. Led team with 77 tackles. Qualified for honors math program. Born Gerald Lance McBurrows on October 7, 1973 in Detroit, Michigan.

McBurrows' Career Statistics											
Year	Team	GP/GS	Tckls	Solos	Sacks	Yds	Int	Yds	FF	FR	PD
1995	Rams	14/3	32	26	1.0	6	0	0	0	0	5
1996	Rams	16/7	70	48	0.0	0	1	3	0	0	5
1997	Rams	8/3	24	16	0.0	0	0	0	1	0	0
1998	Rams	10/0	6	3	0.0	0	0	0	0	0	1
1999	Atl	16/4	56	26	1.0	14	2	64	0	1	3
<b>Totals:</b>		<b>64/17</b>	<b>188</b>	<b>119</b>	<b>2.0</b>	<b>20</b>	<b>3</b>	<b>67</b>	<b>1</b>	<b>1</b>	<b>14</b>

McBurrows' Best Games			
Tackles	Solos	Sacks	Interceptions
13 @ Car (11-28-99) 12 vs. Atl (11-10-96) 10 @ S.F. (12-12-99)	9 @ Pitt (11-3-96) 5 @ Car (11-28-99) 4 @ S.F. (12-12-99)	1 @ N.O. (10-10-99)	1 (Three times) Last time vs. Ari (12-26-99)

		<p><b>TODD McCLURE</b>  <b>CENTER • 6-1 • 300</b>  <b>2nd Season • LSU</b>  <b>Born 2-16-77 • Baton Rouge, LA</b>  <b>Acq: D7a - '99 (237th)</b></p>
--	---	--

**Transactions:** Originally a seventh round (237th pick overall) draft choice by Atlanta in 1999. The first of two seventh rounds selections.

**NFL:** Rookie year cut short due to season-ending knee injury suffered in training camp... Expected to challenge for a roster spot after a year spent rehabilitating his knee.

**1999:** Suffered a torn anterior cruciate ligament on his right knee during practice on the second day of camp on July 30. Underwent reconstructive surgery on August 12th.

**College:** Consensus All-SEC first-team choice as a senior and junior. Boasted 185 knockdown blocks in his four-year career. Started every game and registered 62 knockdowns and graded out 83.2% for an offense that averaged 384.6 yards per game as a senior. Recorded seven knockdown blocks, including one that gave QB Herb Tyler time to lob an eight-yard scoring pass to tailback Rondell Mealey against Mississippi State. Chosen to All-SEC first-team as a junior. Started 10 games, graded out 84.8% and collected 68 knockdowns for an offense that totaled 4,517 yards. Posted a career-best 14 knockdown blocks with three touchdown-resulting blocks by Kevin Faulk as team generated 440 yards versus Texas-El Paso. Started every game, leading the front wall with an 83.7% grade for blocking consistency, as a sophomore. Amassed 49 knockdowns for the Tigers as they totaled an SEC-high 2,322 yards on the ground in 1996. In 1995, he served as a reserve center until taking over for an injured Marcus Carmouche in the final three games of his freshman campaign. Had six knockdowns in his first career start as Tigers rolled up 326 rushing yards, the most yards on the ground in a game by an LSU team in eight seasons vs. Mississippi.

**Personal:** Married (Sheila). Business major at LSU. Brother, Trey, was a member of LSU's College World Series baseball team in 1997.



## PELLO McDANIELS

DEFENSIVE END • 6-3 • 295

8th Season • Oregon State

Born 2-21-68 • San Jose, CA

Acq: UFA - KC (4-18-99)

**Transactions:** Originally signed by Philadelphia as a free agent on June 19, 1991. Waived by Philadelphia on August 12, 1991. Signed by Kansas City as a free agent on June 5, 1992. Waived by Kansas City on August 31, 1992. Signed to the Kansas City practice squad on September 2, 1992. Waived from the Kansas City practice squad on September 16, 1992. Signed by Kansas City as a free agent on February 19, 1993. Signed by Atlanta as an unrestricted free agent from Kansas City on April 18, 1999.

**NFL:** Versatile veteran defensive linemen who can line up at any position along the line...Took a circuitous path to the National Football League, quitting a sales job at Procter and Gamble to show up uninvited to a World League tryout in Sacramento in 1991. Impressed enough scouts to be invited to the league's combine in Orlando and was subsequently tabbed as a fifth-round draft pick of the Birmingham Fire. Spent two seasons with the Fire before joining the Chiefs as a practice squad player in 1992 before making the 53-man roster in 1993...Initially entered the NFL as a rookie free agent with Philadelphia in 1991 after the World League but was waived in training camp.

**1999:** Part of defensive line rotation and goal line defense where he played in all 16 games...Finished with 29 tackles, including 17 solos...Collared four tackles and added a QB pressure vs. Jacksonville (11/7)...Registered two tackles at Tampa Bay (11/21) with one coming on RB Warrick Dunn for a one-yard loss in second quarter...Added three tackles in a reserve role against New Orleans (12/5). Teamed with S Eugene Robinson to trap RB Troy Davis for a three-yard loss in third quarter...At San Francisco (12/12), made a season and career-high eight tackles.

**1998:** Played in 11 games with two starts at defensive end for the Chiefs, making 26 stops (16 solos)...Also competed on the kickoff return team...Was placed on injured reserve for the remainder of the year on December 17 with an ankle injury...Started at defensive end in place of the injured Chester McGlockton and recorded four tackles vs. Oakland (9/6)...Notched one tackle in a reserve role at defensive end at Jacksonville (9/13)...Started at right defensive end and recorded six tackles (two solos) vs. San Diego (9/20)...Listed as inactive with a sprained elbow at Philadelphia (9/27), snapping a streak of 23 consecutive games played...Competed as a member of the kickoff return team vs. Seattle (10/4)...Listed as inactive with an ankle injury at Seattle (11/8) and vs. Denver (11/16).

**1997:** Enjoyed his most productive NFL season...Played in all 16 games with six starts and amassed career-best with 38 total tackles (23 solos), 3.5 sacks and two forced fumbles...Started the first six games of the year in place of the injured Derrick Thomas, chalking up 22 stops (14 solos), 1.5 sacks and nine quarterback hurries during that span...Tallied five solo tackles and a half a sack of QB John Elway at Denver (8/31) and took down QB Jeff George for a three-yard sack at Oakland (9/8)...Best outing of the year came vs. San Francisco (11/30) when he produced the first two-sack game of his career, forcing QB Steve Young to fumble once...Saw playoff action vs. Denver (1/4/98), finishing with two tackles.

**1996:** Played in nine games with one start, seeing action on special teams in all of those outings and playing on the defensive line in eight contests...Finished the year with nine tackles (eight solos) and five quarterback pressures...Was hindered for much of the year with a hamstring injury which he initially sustained in the club's American Bowl contest vs. Dallas (8/5) in Monterrey, Mexico...Was back to full speed for the season opener vs. Houston (9/1), but reinjured the hamstring when Jerome Woods was shoved into

Kansas City bench on a kickoff return...Was inactive the next two weeks vs. Oakland (9/8) and vs. Seattle (9/15)...Returned to the lineup vs. Denver (9/22), but was inactive the next week vs. San Diego (9-29)...Was inactive for contests vs. Denver (10/27), vs. Minnesota (11/3) and vs. Green Bay (11/10)...Started at right defensive tackle vs. Chicago (11/17) and saw action in the club's final five games.

**1995:** Valuable backup all along the defensive line, taking part in all 16 games...Made a pair of starts at Cleveland (9/24) and vs. New England (10/15)...Made 19 tackles and also produced two sacks...Got the sacks at Arizona (10/1) and in his New England start, when he also added a season-high six tackles...Played in the playoff loss vs. Indianapolis (1/7/96) but did not have a tackle.

**1994:** As a backup defensive end, he participated in 12 games and made the first three starts of his NFL career...Recorded 16 tackles, two sacks, one forced fumble, one fumble recovery and eight quarterback pressures...Also made four tackles on special teams...Was sidelined in the first two games with a finger injury and was placed on injured reserve in the final week of the season with a shoulder injury...Was also inactive vs. Seattle (10/23)...Started vs. Cleveland (11/20), at Seattle (11/27) and vs. Denver (12/4) at left defensive end when Neil Smith was out with an elbow injury...Got his first career sack on QB John Elway at Denver (12/4), forcing the quarterback to fumble the ball...In his first career start vs. Cleveland (11/20), he contributed a career-high five tackles and recovered a fumble...Made his second sack of the year at Seattle (11/27)...Was placed on injured reserve on December 20.

**1993:** Played in 10 regular season games as a backup lineman, registering eight tackles and three quarterback pressures...Was inactive for four straight games early in the year and dressed but did not play vs. Green Bay (11/8) and vs. San Diego (12/19)...Appeared in all three playoff contests, recording seven tackles, including four in the AFC Championship Game loss at Buffalo (1/23/94).

**1992:** Signed by Kansas City as a free agent but was waived in training camp...Resigned to the practice squad but was waived from the practice squad after 14 days and was out of football for the remainder of the year...Played with the Birmingham Fire of the World League during the spring before signing with the Chiefs.

**1991:** Went undrafted by the NFL out of college and played with the Birmingham Fire of the World League in the spring...Signed with Philadelphia after the World League season but was waived in training camp and spent the season out of the NFL.

World League (1991-92): Played in two World League seasons with the Birmingham Fire...Started at right defensive end in 1992, finishing the campaign with 36 tackles, 2.5 sacks, one forced fumble and one fumble recovery...Started six of ten games for the Fire in 1991, amassing 22 stops, four sacks and a fumble recovery.

**College:** Closed out career at Oregon State with 113 tackles, 11 sacks and 10 quarterback pressures. As a senior, he had 46 tackles and 4.5 sacks, earning second team All-Pac 10 honors. Also had a 64-yard interception return vs. Boise State. Had 42 stops and a team-high 6.5 sacks as a junior. Alternated between end and linebacker as a sophomore. Graduated from Oregon State with a degree in Communications and Political Science.

**Personal:** Married (Navvab). Earned two letters in football, four in track and one in wrestling at Silver Creek High School in San Jose, Ca. Accepted a job as a sales representative with Procter and Gamble, servicing 134 different retailers surrounding Portland, Oregon after going undrafted in the 1990 draft. After seeing a flyer for World League tryouts in Sacramento, he quit the job and eventually landed a spot with the Birmingham Fire. Currently serves as President and CEO of Pellom McDaniels III Enterprises, Inc. After an off-season trip to the dentist left an unpleasant taste in his mouth, utilized his business acumen by inventing Dr. Brizzly Professional Dental Lubricant. Also owns and operates a clothing company, Pic N Cotton, Inc. Established The Arts For Smarts Foundation in 1993 which exposes disadvantaged children to the fine and applied arts and encourages expressive development and creative thinking. In 1998, the President's Committee for the Arts and Humanities recognized Arts for Smarts as a national model for community-based

programs in the United States. Published a collection of poetry, essays and short stories in 1997 entitled *My Own Harlem*. Served as a board member of the Kansas City chapter of the Arthritis Foundation from 1994-97 and currently sits on the board of the Negro League Baseball Museum. Has coached high school football at Sunset High School in Oregon in prior offseasons. Chiefs "Man of the Year" and nominee for Bryon "Whizzer" White Humanitarian Award in 1998. Named to "2000 Dreams for the Future" by United Nations. Honorary chairperson of project to open school in Ghana called Isaac Hayes' Literacy Link 2000 Project. Listed in *Ebony* magazine's "30 Leaders 30 and Under" in 1998. Published a book entitled, "So You Want To Be A Pro", which provides a realistic approach to athletics which emphasizes academics over athletics. Pellom sits on the board of the National Black Arts Festival based in Atlanta. He's a spokesperson for Outreach, INC, an HIV Aids awareness program and took part in a panel discussion on how to combat the disease on April 12th with five members of Congress as well as NFL players Charles Way and Brian Mitchell. One of his future plans calls for pursuing his PHD in Literature and African American History.



### McDaniels' Career Statistics

Year	Team	GP/GS	Tckls	Solo	Sacks	Press.	INT	PD	FF	FR
1993	K.C.	10/0	8	8	0.0	3	0	0	0	0
1994	K.C.	12/3	16	13	2.0	8	0	1	1	1
1995	K.C.	16/2	19	14	2.0	3	0	4	0	0
1996	K.C.	9/1	9	8	0.0	0	0	5	0	0
1997	K.C.	16/6	38	23	3.5	20	0	3	2	1
1998	K.C.	11/2	26	16	0.0	2	0	0	0	0
1999	Atl	16/0	29	17	0.0	3	0	1	0	0
<b>Totals:</b>		<b>90/14</b>	<b>145</b>	<b>99</b>	<b>7.5</b>	<b>39</b>	<b>0</b>	<b>14</b>	<b>3</b>	<b>2</b>

### McDaniels' Postseason Statistics

Year	Team	GP/GS	Tckls	Solo	Sacks	Press.	INT	PD	FF	FR
1993	K.C.	3/0	7	4	0.0	-	0	0	0	0
1994	K.C.	0/0	0	0	0.0	-	0	0	0	0
1995	K.C.	1/0	0	0	0.0	0	0	0	0	0
1997	K.C.	1/0	2	2	0.0	-	0	0	0	0
<b>Totals:</b>		<b>5/0</b>	<b>9</b>	<b>6</b>	<b>0.0</b>	<b>0</b>	<b>0</b>	<b>0</b>	<b>0</b>	<b>0</b>

### McDaniels' Best Games

Tackles	Sacks	Pressures	FF	FR
8 @ S.F. (12-12-99) 6 vs. N.E. (10-15-95)	2 vs. S.F. (11-30-97)	3 @ Sea (11-23-97)	1 vs. N.O. (12-21-97) 1 vs. S.F. (11-30-97) 1 @ Den (12-4-94)	1 @ S.D. (12-14-97) 1 vs. Clev (11-20-94)




**ROD MONROE**  
**TIGHT END • 6-5 • 254**  
**2nd Season • Cincinnati**  
**Born 7-30-75 • Hearne, TX**  
**Acq: Free Agent - '98**

**Transactions:** Originally a seventh round (237 pick overall) draft choice by Dallas in 1998. Waived by Dallas on August 24, 1998, Signed to Atlanta's practice squad on September 1, 1998. Signed to the Atlanta active roster from the practice squad on December. 15, 1998.

**NFL:** Looking to make more of an impact after gaining experience last season...Spent the 1998 season on the team's practice squad.

**1999:** Played in two games when starter O.J. Santiagao was out with a shoulder injury and was placed on the inactive list for 14 games...Caught one pass for eight yards...Saw his first pro action vs. New Orleans (12/5) in short yardage situations...Caught his first pro pass for eight yards in the first quarter one week later at San Francisco (12/12).

**1998:** After spending the first 15 weeks on the practice squad was elevated to regular roster when FB Bob Christian was lost for season at New Orleans (12/13)...Brian Kozlowski was moved to full time fullback and Monroe served a back-up role...Placed on inactive list for final two games of regular season plus playoffs including Super Bowl XXXIII.

**College:** Joined Cincinnati football team as a walk-on during fall drills his senior season and went on to play in every game, starting the final four games. Played his first two seasons for the Bearcats' nationally-ranked basketball team. Finished one year football career with two receptions for 33 yards and 30 knockdown blocks in '97. First career catch was good for 24-yard gain against Houston...Delivered a key block to spring QB Chad Plummer for a 61-yard scoring run and then hauled in a nine-yard TD pass from Plummer to give Bearcats a 34-31 double-overtime against Miami (OH). Closed out brief college career with two catches for 26 yards in a 35-19 win over Utah State in the Humanitarian Bowl.

**Personal:** Single. Two-year letterman and reserve small forward on Bob Huggins' Cincinnati basketball team from 1995-97. Saw action in 66 of 67 games, including four starts. Averaged 3.9 points per game and 2.7 rebounds. Helped Bearcats post a 28-5 record in 1995-96, capturing the Conference USA title en route to NCAA tournament. Bearcats reached the Elite Eight before falling to Mississippi State. Cincy went 28-6 the following year and finished the season ranked 10th in the final AP poll. Transferred to Cincinnati after two seasons of basketball at McLennan, TX Junior College. Excelled on Falcon's off-season basketball team. Criminal Justice major. One of 11 children (seven brothers and three sisters). Lettered in football and basketball at Hearne (TX) H.S. - 150 miles south of Dallas. Born on July 30, 1975.

Monroe's Career Statistics							
Year	Team	GP/GS	Rec	Yards	Avg.	Long	TD
1998	Atl	0/0	0	0	0	0	0
1999	Atl	2/0	1	8	8.0	8	0
<b>Totals:</b>		<b>2/0</b>	<b>1</b>	<b>8</b>	<b>8.0</b>	<b>8</b>	<b>0</b>



## WINSLOW OLIVER

**RUNNING BACK • 5-7 • 200**

**2nd Season • New Mexico**

**Born 3-3-73 • Houston, TX**

**Acq: FA - '99**

**Transactions:** Originally a third round (73rd pick overall) draft choice by Carolina in 1996. Waived by Carolina on September 8, 1999. Signed by Atlanta on September 23, 1999 as a free agent.

**NFL:** Elusive and quick-footed performer...Signed with Falcons to help in backfield following Jamal Anderson's injury...Relegated to return duties at various times in 1999 when Tim Dwight was injured...Proved to be versatile as a running back, receiver, punt and kickoff returner in 52 games through four seasons.

**1999:** Played in 14 games and returned a career-high 24 kickoffs for 441 yards...Also returned 12 punts for 152 yards, including a 58-yard touchdown, caught eight passes for 74 yards and rushed eight times for 32 yards...Relegated to return duties at St. Louis (9/26) when Tim Dwight re-aggravated hamstring injury and was listed as a Sunday deactivation. Returned career-best six kickoffs for 146 yards with a long of 28. Returned first kickoff after St. Louis' first score for 28 yards. Took back another kickoff in third quarter for 27 yards. Ran back one Rick Tuten punt for 20 yards in fourth quarter...Saw his most extensive time at running back in three seasons at Tampa Bay (11/21). Caught four passes out of the backfield for 33 yards with a long of 12. Hauled in a 12-yard pass on 3-7 at Tampa Bay 27 for first down in first quarter to keep drive alive. Caught a 10-yard pass on 3-12 early in fourth quarter. Couldn't snag a Chris Chandler pass that bounced off his hands to CB Donnie Abraham who returned it 47-yards for a score to make it 19-10 with :41 left...At San Francisco (12/12), returned a punt 58 yards for a touchdown in third quarter. It marked his second punt return for a score with fist coming as a rookie in 1996. It was also the first punt return for a touchdown by a Falcon since 1995. Totaled three punt returns for 83 yards, four kickoffs for 53 yards and rushed two times for seven yards. Fumbled a punt return at Atlanta 17-yard line and San Francisco recovered to score a rushing touchdown on ensuing short drive.

**1998:** Played in 16 games for Carolina and was the team's sole punt returner, logging 44 returns for 464 yards for a 10.5 yard average with a long of 35 yards...Returned two kickoffs for 43 yards and had a special teams tackle on the year...After averaging 6.1 yards on 10 punt returns in season's first five games, he nearly doubled his average over the season's remaining 11 contests, averaging 11.8 yards on 34 returns for 403 yards with a long of 35...Returned three punts for five yards vs. Atlanta (9/6)...Ran back three punts for 19 yards at New Orleans (9/13) and one punt for seven yards vs. Green Bay (9/27)...Accounted for special teams tackle at Atlanta (10/4)...At Dallas (10/11), gained 30 yards on three punts...At Tampa Bay (10/18), broke a 28-yarder among his pair of returns for 32 yards and earned 10 yards on a punt return in addition to 18 yards on a kickoff return against Buffalo (10/25)...Had five punt returns for 68 yards, including a season-long 35-yarder that set-up Carolina's first touchdown at St. Louis (11/22)...He also added a 25-yard kickoff return at St. Louis...Collected four returns for 50 yards vs. San Francisco (12/6), and three returns for 39 yards vs. St. Louis (12/20).

**1997:** Contributed in six games and totaled 111 yards on 14 punt returns for a 7.9 average, and 47 yards on six receptions...Listed as inactive for nine contests...Hauled in two catches for 12 yards vs. Washington (8/31) and recorded three receptions for 25 yards and four punt returns for 21 yards vs. San Francisco (9/29)...At New Orleans (10/19), returned four punts for 53 yards, including a season-long 26-yarder.

**1996:** Played in 16 games and finished third in NFC with a 11.5 yard punt return average and second in league with 598 punt return yards and one touchdown on 52 attempts...Gained

183 yards on 47 carries, 144 yards on 15 catches and 160 yards on seven kickoff returns...Amassed 1,085 all-purpose yards, including three games with 100 all-purpose yards...Accounted for 133 all-purpose yards in pro debut vs. Atlanta (9/1), gaining 37 yards on six carries, 63 yards on three punt returns, and 33 yards on a kick return...Scored on a 84-yard punt return at New Orleans (9/8) and finished with 135 all-purpose yards on six punts for 103 yards, seven carries for 18 yards and a kickoff return for 14 yards...Posted a season-high of 138 combined yards vs. St. Louis (10/13), amassing 80 yards on six punts, 29 yards on a catch, 23 yards on a kickoff, and six yards on five carries.

**College:** Totaled more than 5,000 all-purpose yards in four seasons at New Mexico. Earned first-team All-WAC recognition as a senior in 1995 after ranking ninth in country with an average of 173.6 all-purpose yards a game. The 1,910 combined yards were the second highest total in school history and he ranked second in nation with a 31.7 kickoff return average in addition to pacing the Lobos with 915 yards rushing. Named WAC Freshman of the Year and a freshman All-America by Football News after gaining 1,063 yards rushing to rank first among the country's freshmen and third in WAC. Became the 30<sup>th</sup> freshman in NCAA I-A history to rush for 1,000 yards.

**Personal:** Married (Julie) with three sons, Quinton, Christopher and Steven and a daughter, Lauren. Gained 1,900 all-purpose yards at Kempner (TX) High School in Houston as senior with 16 TD's. Also excelled in track as a sprinter in the 100 and 200 meters. Born Winslow Paul Oliver.

Oliver's Career Statistics								
Year	Team	GP/GS	Rush	Yards	Avg.	Long	TD	Rec.
1996	Car	16/0	47	183	3.9	16	0	15-144
1997	Car	6/0	1	0	0.0	0	0	6-47
1998	Car	16/0	0	0	0.0	0	0	0
1999	Atl	14/0	8	32	4.0	10	0	8-74
<b>Totals:</b>		<b>52/0</b>	<b>56</b>	<b>215</b>	<b>3.8</b>	<b>16</b>	<b>0</b>	<b>29-265</b>

Kickoff Returns					Punt Returns					
Year	No.	Yds.	Avg.	LG	TD	No.	Yds	Avg.	Long	TD
1996	7	160	22.9	33	0	52	598	11.5	84t	1
1997	0	0	0.0	0	0	14	111	7.9	26	0
1998	2	43	21.5	25	0	44	464	10.5	35	0
1999	24	441	18.4	28	0	12	152	12.7	58t	1
<b>Totals:</b>	<b>33</b>	<b>644</b>	<b>19.5</b>	<b>33</b>	<b>0</b>	<b>122</b>	<b>1,325</b>	<b>10.9</b>	<b>84t</b>	<b>2</b>

Oliver's Best Games				
Rushes	Yards	Long	Receptions	Yards
8 vs. NYG (11-10-96)	37 vs. Atl (9-1-96)	16 @ Atl (11-3-96)	4 @ T. B. (11-21-99)	45 vs. S.F. (9-22-96) 33 @ T.B. (11-21-99)
Long Reception	Punt Returns	PR Yards	Long PR	All-Purpose
29 vs. St. L (10-13-96)	6 vs. St. L (10-13-96)	103 @ N.O. (9-8-96)	84t @ N.O. (9-8-96)	138 vs. St. L (10-13-96) (80 PR, 23 KOR, 29 Rec, 6 Rush)

Oliver's Postseason Statistics										
Year	Team	GP/GS	Rush	Yds.	Avg.	Long	TD	PR	Yds	Long
1996	Car	2/0	5	26	5.2	11	0	3	21	15
<b>Totals:</b>		<b>2/0</b>	<b>5</b>	<b>26</b>	<b>5.2</b>	<b>11</b>	<b>0</b>	<b>3</b>	<b>21</b>	<b>0</b>



## **KEN OXENDINE**

(pronounced OX-indle)

**RUNNING BACK • 6-0 • 230**

**3rd Season • Virginia Tech**

**Born 10-4-75 • Chester, VA**

**Acq: D7 - '98 (201st)**

**Transactions:** Originally a seventh round (201<sup>st</sup> pick overall) draft choice by Atlanta in 1998.

**NFL:** Started nine of 12 games played last year when Jamal Anderson was lost for season...Byron Hanspard started first two games after Anderson's injury but was not fully recovered from his own injury then Oxendine received the next nine starts in-a-row before giving way to Hanspard for final two starts.

**1999:** Rushed for 452 yards on 141 carries to lead the team in nine starts in 12 games played...Scored one rushing touchdown and caught 17 passes for 172 yards for a 10.1 average with one score...Made first career start in place of Byron Hanspard at New Orleans (10/10) and set then-career-highs with 20 carries for 57 yards. Gained 30 yards on seven carries in first drive of game which resulted in a 22-yard touchdown catch by WR Terance Mathis. Fumbled after being hit by LB Mark Fields on second play of second quarter. Fumbled again after being knocked for a five-yard loss by Fields later in second quarter but it was recovered by QB Tony Graziani...Caught a career long 32-yard pass from QB Chris Chandler vs. Carolina (10/31) while rushing for 64 yards, second-most ever, on 17 carries. Scored his first NFL touchdown on a one-yard run in third quarter...Accounted for a personal-best 39 receiving yards on three catches against Jacksonville (11/7)...Established a career-high 85 rushing yards for a 4.5 average with a career-long run of 20 yards vs. New Orleans (12/5). The 20-yard run was the longest rush since Jamal Anderson's 20-yarder vs. Minnesota (9/12), which tied for a season team best. Ran around right end for 20 yards and a first down to New Orleans 16. Went around left end for five yards on next carry. WR Terance Mathis scored on an eight-yard reception two plays later for a 7-3 Atlanta lead. Excellent run fake allowed Chandler to hit a wide open Tim Dwight for a 48-yard touchdown bomb later in second quarter. Took four consecutive handoffs highlighted by an 11-yard run around right end in fourth quarter...Fumbled twice at Tennessee (12/19) and Atlanta loss both fumbles...Dressed but did not play vs. Arizona (12/26) when Hanspard returned as starter and was a game day deactivation against San Francisco (1/3/00).

**1998:** Played in eight games as a rookie, finishing with 18 rushing attempts for 50 yards and one reception for 11 yards...Was inactive for three games and dressed but did not play in five games...Played in the first two playoff games but was inactive for Super Bowl XXXIII...Saw his first action of the season at San Francisco (9/27)...Had six rushing attempts for 12 yards vs. Carolina (10/4)...Made a career-high three special teams tackles at New England (11/8)...Had a then career-high 32 yards on five carries, including a long of 21 yards in the regular-season finale vs. Miami (12/27).

**College:** Ken rushed for 2,872 yards, 5th best all-time, with 12 100-yard games for the Hokies of Virginia Tech. Oxendine earned second-team All-Big East honors as a senior and first team accolades as a junior. This durable back totaled 237 carries in '97, the most by any back at the school since '81. A tough, workhorse, he still averaged over five yards per carry for his career despite logging 568 carries in 43 games. The quick-footed Oxendine helped the Hokies to four prestigious Bowl games (Sugar, Orange and Gator twice) while producing 210 total yards in the Orange Bowl vs. Nebraska (150 rush, 60 receiving).

**Personal:** Single. Established a Hokie record for running backs with a 570 pound squat. Ken was a Virginia High School (4A), USA Today and Associated Press Player-of-the-Year at Thomas Dale H.S. in Chester, Va. His career which totaled 3,256 yards and 34 TD's saw him land on the All-Southern Team, Dixie Dozen and Gatorade Circle of Champions. He was also named an AP All-Group first-team linebacker and was the second-leading tackler on the team while picking off four passes. He guided Thomas Dale to a 35-4 record in his three

years as a starter and advanced to the Central Region Division 6 final three times, winning twice. Oxendine rushed for 189 yards in an overtime loss to eventual '93 state champion Annandale. Also, in three playoff games he ran 69 times for 595 yards for an average of 8.6 yards and 198 yards per contest. Named the ninth-best recruit in the country by the National Recruiting Advisor. Ken Qvarious was born on Oct. 4, 1974 in Richmond, Va. The son of Carl Waller and Viola Oxendine was a psychology major at Virginia Tech.

Oxendine's Career Statistics												
Year	Team	GP/GS	Rush	Yds	Avg.	LG	TD	Rec	Yds	Avg	LG	TD
1998	Atl	9/0	18	50	2.8	21	0	1	11	11.0	11	0
1999	Atl	12/9	141	452	3.2	20	1	17	172	10.1	32	1
<b>Totals:</b>		<b>21/0</b>	<b>159</b>	<b>502</b>	<b>3.2</b>	<b>21</b>	<b>1</b>	<b>18</b>	<b>183</b>	<b>10.2</b>	<b>32</b>	<b>1</b>

Oxendine's Postseason Statistics												
Year	Team	GP/GS	Rush	Yds	Avg.	LG	TD	Rec	Yds	Avg	LG	TD
1998	Atl	2/0	1	0	0.0	0	0	0	0	0	0	0
<b>Totals:</b>		<b>2/0</b>	<b>1</b>	<b>0</b>	<b>0.0</b>	<b>0</b>	<b>0</b>	<b>0</b>	<b>0</b>	<b>0</b>	<b>0</b>	<b>0</b>

Oxendine's Best Games			
Rushes	Yards	Receptions	Rec. Yards
20 @ N.O.(10-10-99)	85 vs. N.O. (12-5-99)	3 @ Jax (11-7-99)	39 vs Jax (11-7-99)
19 vs N.O.(12-5-99)	64 vs Car (10-31-99)	2 vs NO (12-5-99)	38 vs Car (10-31-99)
17 vs Car (10-31-99)	57 @ N.O. (10-10-99)	2 vs Car (10-31-99)	24 vs Bal (10-3-99)
14 @ T.B.(11-21-99)	48 @ T.B. (11-21-99)	2 vs St.L (10-17-99)	20 vs St.L (10-17-99)
14 @ Pitt (10-25-99)	41 @Tenn (12-19-99)	2 @ N.O. (10-10-99)	15 vs N.O. (12-5-99)
		2 vs Bal (10-3-99)	

			<p><b>JEFF PAULK</b></p> <p><b>FULLBACK • 6-0 • 240</b></p> <p><b>2nd Season • Arizona St.</b></p> <p><b>Born 4-26-76 • Phoenix, AZ</b></p> <p><b>Acq: D3 - '99 (92nd)</b></p>

**Transactions:** Originally a third round (92nd pick overall) draft choice by Atlanta in 1999.

**NFL:** Learned first-hand the fullback position from one of the best in the NFL in Bob Christian in his rookie season...Looking to continue to progress in 2000.

**1999:** Played in one game and was on the club's inactive list for other 15 games...Active for first time all season at Tennessee (12/19). Lined up in backfield as a blocking fullback with Bob Christian moving to tailback for a few plays. Also performed on special teams.

**College:** Performed in 43 games with 19 starts at Arizona State. Averaged 4.6 yards per rush on 121 carries for 554 yards. Scored six rushing touchdowns with a long run of 70 yards. Bulldozed holes with his bruising blocks for ASU offense. Finished fourth on the team with 208 yards rushing with a pair of touchdowns as a senior. Took down a pair of defenders on a 58-yard touchdown run by tailback J.R. Redmond against rival Stanford. Followed that effort up the next week with 93-yards rushing on seven runs, including a career-best 70-yard scamper that set up a score vs. Washington. As a junior, played in 10 games and scored three touchdowns. Carried 43 times for 267 yards and a 6.2 average as a sophomore. Posted a career-high 114 yards on 11 rushes against Oregon State. Also rushed nine times for 82 yards in a 56-14 win over rival Arizona, including a 42-yard run. Shared time at the flyback position for Sun Devils in 1995. Reshirted as a freshman in 1994.

**Personal:** Single. Nicknamed "Jurassic Paulk" by teammates at Arizona State because of his propensity to deliver vicious blocks. Graduated from Corona del Sol High School in Tempe, AZ. Named team's Most Valuable Offensive back in senior season. All-Conference and All-City pick his senior year. Earned two letters in football and one in track. Gained 500 yards on just 97 carries his final prep season. Against Camelback, collected 200 total yards in his best high school game. Team captain his senior campaign. Organizational Communications major. One of four children with two sisters and one brother of Barry and Carol Paulk. Born Jeffery Howard Paulk on April 26, 1976 in Phoenix, AZ.

Paulk's Career Statistics									
Year	Team	GP/GS	Rush	Yards	Long	TD	Rec	Yards	Long
1999	Atl	1/0	0	0	0	0	0	0	0
<b>Totals</b>		<b>1/0</b>	<b>0</b>	<b>0</b>	<b>0</b>	<b>0</b>	<b>0</b>	<b>0</b>	<b>0</b>

	 	<p><b>EVAN PILGRIM</b>  <b>GUARD • 6-4 • 298</b>  <b>6th Season • BYU</b>  <b>Born 8-14-72 • Antioch, CA</b>  <b>Acq: FA - '99</b></p>
--	--	--

**Transactions:** Originally a third round (199th pick overall) by Chicago in 1995. Waived by Chicago on December 12, 1997. Signed by Tennessee as a free agent on May 14, 1998. Waived by Tennessee on August 30, 1998. Re-signed by Tennessee on September 9, 1998. Waived by Tennessee on November 4, 1998. Re-signed by Tennessee on December 16, 1998. Waived by Tennessee on September 5, 1999. Signed by Atlanta as a free agent on November 2, 1999.

**NFL:** Tough, durable lineman who can play either guard or center...Effective in trenches in short stint in Atlanta at center last season...Played first three NFL seasons with the Chicago Bears before joining Tennessee in 1998...Signed by the Falcons on November 2 following an ankle injury to Gene Williams and a knee injury to Greg Bishop in the Carolina game (10/31/99).

**1999:** Played in three games with one start...Dressed but did not play vs. Jacksonville (11/7) in first game as a Falcon... Inactive for the next four straight games...Filled in for injured starting center Robbie Tobeck (quad) in first quarter at Tennessee (12/19) in his first action as a bird. Offense managed 347 yards against eventual AFC Champions with his presence in the middle...Earned start for first time as a Falcon vs. Arizona (12/26) and first time since 1997 season. Helped produce the best offensive effort of season as club managed season highs in points (37), total yards (393), time of possession (35:20) and rushing yards (163)...Came off the bench to relieve an injured Tobeck in first half against San Francisco (1/3/00) in the next game in season finale. Offense produced 34 points on the heels of 306 yards passing in a 34-28 victory.

**1998:** Played in three games for Tennessee as a reserve lineman: vs. San Diego (9/13), at New England (9/20) and vs. Jacksonville (9/27)...Was inactive for six games...Was released prior to the start of the regular season and then re-signed on September 9 after the season-ending injury to Erik Norgard...Was released again on October 4 and then re-signed on December 16.

**1997:** Started six games at center for Chicago and played in 13...Earned first career start at home vs. Minnesota (9/7)...Saw action in seven other contests before being waived on December 12, 1997.

**1996:** Appeared in six games for Chicago, primarily as a reserve guard.

**1995:** Inactive for all 16 games during his rookie campaign with the Bears.

**College:** Three-year starter at right guard at BYU. First-team All-Western Athletic Conference and Second-team All-America selection by the Associated Press as a senior. First of three Cougar offensive linemen selected in the 1995 draft (Tim Hanshaw by San Francisco, Eli Herring by Oakland).

**Personal:** Married (Andrea) with daughter, Ciel ("heaven" in French) and son, Ian. Majored in psychology. Lettered in football, basketball and track for Antioch (CA) High Panthers. Played with Travis Hall at BYU. Bench presses 505 pounds.

### Pilgrim's Career Games Played/Started

**Career Totals:** 25/7

**Regular Season:** 1995 (Chicago 0/0), 1996 (Chicago 6/0), 1997 (Chicago 13/6), 1998 (Tennessee 3/0), 1999 (Atlanta 3/1)



**JOSE PORTILLA**  
TACKLE • 6-6 • 315  
3rd Season • Arizona  
Born 9-11-72 • Houston, TX  
Acq: FA - '98

**Transactions:** Originally signed by Atlanta as a free agent on April 20, 1998.

**NFL:** Was the only Falcon rookie in 1998 to make the team as an undrafted free agent...Entered the NFL as a 26-year rookie after serving a Mormon mission obligation.

**1999:** Played in four games, a career-high, in his second season in Atlanta and was inactive for 12 games..Back-up at both tackle positions...Deactivated for first eight games...Saw first action of season vs. Jacksonville (11/7), relieving an injured LT Bob Whitfield for a few plays in fourth quarter...Active for second game at Tennessee (12/19) due to injured status of RT Ephraim Salaam...Replaced Salaam in fourth quarter against Arizona (12/26)...Performed on special teams vs. San Francisco (1/3/00).

**1998:** Played in all 16 games and all three postseason games mainly on special teams...Saw limited playing time at right tackle throughout the season...Relieved Ephraim Salaam at right tackle in the fourth quarter vs. New Orleans (10/18)...Saw extensive playing time at both tackle positions vs. St. Louis (11/1)...Other action at tackle came at New England (11/8) and vs. Chicago (11/22).

**College:** Gained experience at both left and right tackle for Arizona. Started every game his final two years with an offense that averaged 402 yards per game. Earned second-team All-PAC 10 honors. Began college career at Ricks Junior College in Rexburg, Idaho where he was afforded All-America accolades. In '96, started at left tackle for a unit which averaged 173.5 yards per game rushing. Played right tackle as a senior. Totaled 123 pancake blocks for two years for Wildcats.

**Personal:** Jose Casiano Portilla is married (Joleen). Went on a Mormon mission from 1994-95. Garnered Jim Ewing Award for character, leadership, and spirit. Compiled a 3.5 GPA as a Studio Art major. Captured Roby Academic Achievement at Arizona.

#### Portilla's Career Games Played/Started

**Career Totals:** 20/0

**Regular Season:** 1998 (Atlanta 16/0), 1999 (Atlanta 4/0)



		<p><b>OZELL POWELL</b> TACKLE • 6-5 • 315 2nd Season • Alabama Born 11-17-73 • Greenville, AL Acq: FA - '00</p>
--	---	---

**Transactions:** Originally signed by Washington as a free agent on April 28, 1997. Waived by Washington on August 19, 1997. Signed by Washington to the practice squad on August 26, 1997. Waived by Washington on August 31, 1998. Signed by Washington to practice squad on September 1, 1998. Waived by Washington from practice squad on September 9, 1998. Re-signed by Washington to practice squad on September 15, 1998. Waived by Washington from practice squad on November 3, 1998. Re-signed by Washington to practice squad on November 11, 1998. Waived by Washington on August 30, 1999. Signed by Atlanta as a free agent on January 6, 2000.

**NFL:** Converted to offensive line after starting at defensive tackle for Alabama...Spent two seasons on the Washington Redskins practice squad.

**1999:** Did not play after being waived during training camp.

**1998-1997:** Spent two seasons on the Washington Redskins practice squad.

**College:** Recorded 29 total tackles, two tackles for loss and two sacks for Alabama during his final season. Registered his only career interception against Florida in the SEC Championship Game at the Georgia Dome and returned it 22 yards. A starter in 25 games for the Crimson Tide, he amassed 67 tackles, three tackles for loss, four sacks and 17 QB pressures during his career.

**Personal:** Single. Born on April 16, 1973.



## ANTHONY REDMON

GUARD • 6-5 • 308

7th Season • Auburn

Born 4-9-71 • Brewton, AL

Acq: UFA - Carolina (3-23-00)

**Transactions:** Originally a fifth round (140th pick overall) draft choice by Arizona in 1994. Waived by Arizona June 2, 1998. Signed by Miami as an unrestricted free agent from Arizona on July 24, 1998. Waived by Miami on August 30, 1998. Signed by Carolina as a free agent on October 14, 1998. Signed as an unrestricted free agent from Carolina on March 23, 2000.

**NFL:** Versatile lineman with 65 career starts on his pro resume...Served starting stints with Carolina and Arizona...Emergued as the starting right guard for the final four games of the 1998 season for Carolina and helped the offense surpass the 100-yard rushing mark in three of those contests...Started 18 games for the Panthers over a season and a half...Signed by Falcons following retirement of Greg Bishop.

**1999:** Started 15 games for Carolina at right guard in the Panthers 8-8 season which saw them compete for playoff spot until final week of season...Helped Carolina finish sixth in the NFL in total offense with a new club record 421 points scored and second in the league in passing...With his presence in the lineup, QB Steve Beuerlein enjoyed a career-year, leading the NFL in passing yards with 4,436 and adding 36 passing touchdowns, while earning his first Pro Bowl trip...Offensive accolades also included Wesley Walls' new NFL record for touchdowns by a tight end with 12 and WR Muhsin Muhammad's NFC-best and club record 96 catches...Sprained right ankle forced him to miss only start in seasons final game vs. New Orleans (1/2/00)...Helped offense amass team record 481 net yards at Washington (10/3)...At Green Bay (12/12) part of an offensive line which did not allow a sack for first time all season...In a start against San Francisco (12/18), offense generated 452 yards of total offense.

**1998:** Signed as a free agent (10/14) midway through the season, Anthony played in ten games with four starts at right guard. Inactive at Tampa Bay (10/18)...Anthony contributed on special teams and received occasional duty on the offensive line before being named the starter at right guard versus San Francisco (12/6) and helping the offense gain a season-high 203 yards rushing...A starter for the remainder of the season, his efforts also helped Carolina eclipse the 100-yard rushing mark versus Washington (12/13) and at Indianapolis (12/27). Redmon went to training camp with the Miami Dolphins before being released (8/30) prior to the start of the regular season.

**1997:** For the second straight year, Redmon spent the season as a fixture at right guard for the Arizona Cardinals, starting all 16 games.

**1996:** Redmon turned in an ironman effort as a year-long starter, starting all 16 games for the first time in his career while playing right guard.

**1995:** Redmon appeared in 13 games with nine starts, making eight starts at right guard and one at right tackle. He posted starts at right guard in the season's first six games before seeing action at right tackle versus Washington (10/15) and starting at right tackle versus Seattle (10/29)...Redmon finished the season with three starts at right guard at San Diego (12/9), at Philadelphia (12/17) and versus Dallas (12/25).

**1994:** The Cardinals fifth-round selection (140th overall), Redmon saw action in six games as a rookie, starting the final five contests of the season at right guard...After playing in the season opener at the Los Angeles Rams (9/4), Redmon was inactive for the next ten games... With Redmon in the starting line-up for the final five games, the Cardinals rushed for a season-high 161 yards at Houston (12/4) and 152 yards versus Cincinnati (12/18)...He received all-rookie accolades from Pro Football Weekly.

**College:** A marketing major at Auburn, Redmon played both left and right guard during his collegiate career. As a senior (1993), he manned right tackle for the Tigers and helped the team gain 4,620 yards of total offense and finish the season 11-0.

**Personal:** Married (Stephanie). The couple have two daughters, Haleigh (2/12/95) and Kelseigh (9/26/96) and live in Charlotte in the offseason. An All-Alabama defensive end as a senior at T.R. Miller High School in Brewton, AL, Anthony also lettered in basketball and track, performing in the shot put. Born Kendrick Anthony Redmon.

### Redmon's Career Games Played/Started

**Career Totals:** 76/65

**Regular Season:** 1994 (Ari 6/5), 1995 (Ari 13/9), 1996 (Ari 16/16), 1997 (Ari 16/16), 1998 (Car 10/4), 1999 (Car 15/15)

		<p><b>WALLY RICHARDSON</b>  <b>QUARTERBACK • 6-4 • 225</b>  <b>4th Season • Penn St.</b>  <b>Born 2-11-74 • Orangeburg, SC</b>  <b>Acq: FA - '99</b></p>
--	---	--

**Transactions:** Originally a seventh round (234th pick overall) draft choice, the second of four seventh round picks, by Baltimore in 1997. Allocated to the England Monarchs of NFL Europe by Baltimore in 1998. Waived by Baltimore on August 23, 1999. Signed by Atlanta as a free agent on December 22, 1999

**NFL:** Was waived by Baltimore during the 1999 preseason after serving as the Ravens' third-string quarterback in 1997 and 1998...Signing was necessitated by a knee injury to Danny Kanell at Tennessee (12/12)...Spent the 1998 season playing for England of NFL Europe...Will compete for 3rd quarterback job in 2000.

**1999:** Went to training camp with Baltimore but was waived prior to the start of the regular season...Signed to Falcons roster prior to Arizona (12/26) contest after QB Danny Kanell was lost for season with a injury against Tennessee (12/19)...Listed as third quarterback and did not play vs. Arizona (12/26) and vs. San Francisco (1/3/00).

**1998:** Saw his first-ever NFL regular season action when he took six snaps in the first quarter of the Ravens 19-10 win vs. Detroit (12/27)...Completed a one-yard pass to WR Brian Kinchen on two attempts...Inactive as the third quarterback in the first 15 games of the season.

**1997:** Dressed for all 16 contests, but was inactive for each as the third quarterback during his rookie campaign.

**College:** Four-time Academic All-Big Ten. Holds Penn State's lowest interception percentage mark (2.02%, 14 of 692). His 378 completions ranks second in Nittany Lions annals behind Tony Sacca (401, 1988-91). His 4,419 aerial yards rank fourth on Penn State's all-time record chart. Was an All-Big Ten Conference honorable mention selection as a senior in 1996...Started every game as a senior and completed 145 of 279 passes (52.1%) for 1,732 yards and seven touchdowns. Started 11 games as a junior and connected on 193 of 335 passes (57.6%) for 2,198 yards, 18 touchdowns and only six interceptions. His 2,198 yards rank fifth on the Penn State charts. Completed 33 of 48 passes for 259 yards and a touchdown vs. Wisconsin. Played behind Kerry Collins as a sophomore in 1994. Redshirted in 1993. Thrust into the starting role early in the season as a true freshman in 1992 when injuries hit the quarterback unit.

**Personal:** Married (Karla). Gatorade, Circle of Champions' South Carolina Player of the Year, adding Parade All-America, All-State, All-Region and team Most Valuable Player honors as a senior at Sumter (SC) High. Led team to a pair of State titles. Directed the South Carolina All-Stars to a win over the North Carolina squad in the 1991 Shrine Bowl. Administration and justice major, who graduated in December of 1996 with a 3.19 GPA. Father Wallace, played football at South Carolina State before earning NFL tryouts with Denver and the Baltimore Colts. Born Wallace Herman Richardson, Jr. on February 14, 1974 in Orangeburg, South Carolina.

**Richardson's Career Statistics**

Year	Team	GP/GS	Att	Comp	Comp%	Yds	Long	TD	Int.	Rating
1997	Balt	0/0	0	0	0	0	0	0	0	0
1998	Balt	1/0	2	1	50.0	1	1	0	0	56.3
1999	Atl	0/0	0	0	0	0	0	0	0	0
<b>Totals:</b>		<b>1/0</b>	<b>2</b>	<b>1</b>	<b>50.0</b>	<b>1</b>	<b>1</b>	<b>0</b>	<b>0</b>	<b>56.3</b>





74

## EPHRAIM SALAAM

(pronounced E-frum)

TACKLE • 6-7 • 310

3rd Season • San Diego State

Born 6-19-76 • Sacramento, CA

Acq: D7 - '98 (199th)

**Transactions:** Originally a seventh round (199<sup>th</sup> pick overall) draft choice, the first of two seventh round selections, by Atlanta in 1998.

**NFL:** Began his rookie season as the starting right tackle after beating out Corey Louchiey in training camp...Salaam became the first Falcons rookie to start all 16 games since 1993 first-round draft choice Lincoln Kennedy started all 16 games at left guard...One of four rookies in NFL history to ever start all 19 games in a season...After starting all 16 regular season games at right tackle his first two NFL seasons his consecutive starting streak now stands at 32 in-a-row.

**1999:** Started all 16 games for the second consecutive season at right tackle...Offense did not manage 100-yards rushing until at New Orleans (10/10). Team gained 104 yards on the ground and 162 through the air for 251 total yards...Injured his ankle and knee and missed much of the fourth quarter at St. Louis (10/17)...Returned to start next week at Pittsburgh (10/25) and outgained Pittsburgh offense (236-226) but line surrendered seven sacks and rushed for just 49 yards...Offense generated 107 yards rushing and 201 yards passing while scoring 27 points vs. Carolina (10/31)...In rematch at Carolina (11/28) helped offense amass 279 yards passing with four touchdowns in scoring 28 points. Surrendered 2.5 sacks by LB Kevin Greene. Greene sacked and forced a fumble on QB Chris Chandler with under three minutes left at Carolina 25-yard line and Atlanta trailing 34-28. Carolina recovered the fumble to stop Atlanta scoring chance. Gave up another Greene sack with :23 remaining at Atlanta 46 to end hopes of comeback victory...Against New Orleans (12/5) offense totaled the second-most rushing yards on the season with 128 on the heels of a career-best day for RB Ken Oxendine with 85 yards. Provided Chandler time to throw two touchdowns and run for another score...Started at right tackle despite groin injury and offense racked up 347 yards at Tennessee (12/19)...Helped produce the best offensive outburst of season vs. Arizona (12/26) as unit enjoyed season-highs in points with 37, total yards with 393, time of possession advantage at 35:20 and rushing yards with 163...Closed out the season strong vs. San Francisco (1/3/00) with a 306 yard passing night and 34 points by the offense.

**1998:** Earned the starting right tackle spot coming out of training camp and started all 16 games and the Falcons three postseason games, including Super Bowl XXXIII vs. Denver (1/31/99)...Play of the line helped RB Jamal Anderson on his NFC leading 1,846-yard performance...Part of a strong offensive line that allowed Anderson to collect twelve 100-yard rushing games, including one in the postseason...Did not allow Panthers LB Kevin Greene any tackles in his performane vs. Carolina (10/4)...Effort at St. Louis (11/29) helped Anderson punch up 188 yards rushing in the Falcons 21-10 victory.


**College:** Ephraim was a solid three-year starter as both a right and left tackle for the Aztecs of San Diego State. Salaam played in 31 games during his college career and recorded 203 knockdown blocks. He graded out a stellar 91% for his blocking consistency in his career. With his long arms and quick feet he was able to register 25 touchdown producing blocks, according to the San Diego State coaching staff, and also added 67 downfield blocks in four seasons. As a freshman, he lined up as a defensive end but was moved to the offensive line as a starter in '95. Averaging 4.4 points per game for the Aztecs basketball team.

**Personal:** Single. Because of his academic prowess, Salaam was able to skip two grades in elementary school and enrolled at San Diego State as a 16 year-old. Salaam teamed up with best friend and roommate Kyle Turley (first round pick by the Saints) as a formidable pair on the line at San Diego State for three seasons. The 6-7, 290 pounder was known as the “Shaq of the WAC” for his powerful moves to the hole for the Aztec basketball team. His brother played on defensive line for legendary coach Eddie Robinson at Grambling and his father was a basketball player at South Carolina. A two-time All-Delta League choice, Salaam was also a second-team All-Metro choice during his three-year career as a two-way lineman at Florin H.S. in Sacramento, Ca. He collared 46 tackles, including 11 stops in one game with four sacks, three recovered fumbles and two forced fumbles. Salaam was a tall presence on the school’s basketball team and received two Bronze Panther academic awards during his prep days. Ephraim Mateen Salaam was born on June 9, 1976 in Chicago.

### Salaam's Career Games Played/Started

**Career Totals:** 32/32; playoffs: 3/3

**Regular Season:** 1998 (Atlanta 16/16), 1999 (Atlanta 16/16)



At the Nobis Center, clients with disabilities learn new skills, gain valuable experience, and are then placed with various companies in the metropolitan Atlanta area.



Nobis (left) has helped bring smiles to the lives of many at his center since 1977.

## Nobis Center Trains Disabled to Find Jobs

In 1999, Tommy Nobis celebrated the 22nd anniversary of The Tommy Nobis Center, a comprehensive vocational facility in Marietta, Ga., that enables individuals with disabilities to return to employment and enjoy a productive lifestyle.

---

*“The fact that you had an impact in some way on somebody else’s life...if you haven’t experienced that, then you’re missing out on something very special.”*

– Tommy Nobis

---

Nobis’ involvement stemmed from his prior work with Georgia’s Special Olympics back in the 1970’s. In what first started out in a trailer, TNC now employs over 30 general staff, has 56 directors, and helps about 125 clients per day. It has served over 6,000 disabled clients since ‘77.



**O.J. SANTIAGO**  
TIGHT END • 6-7 • 264  
4th Season • Kent  
Born 4-4-74 • Whitby, Ontario  
Acq: D3 - '97 (70th)

**Transactions:** Originally a third round (70<sup>th</sup> pick overall) draft choice by Atlanta in 1997.

**NFL:** Earned the starting position coming out of his first training camp in 1997...Had his rookie season cut short after 11 games with a broken left fibula...Returned in 1998 and regained the starting tight end position...Looking to rebound from a torn right pec muscle sustained lifting weights in the 2000 offseason which required surgery...Introduced the famous "Dirty Bird" dance at New England in 1998 and the dance was advanced by Jamal Anderson during the teams run to the Super Bowl...Has started all 41 games that he has dressed for as a Falcon.

**1999:** Started 14 games, missing two starts with a shoulder injury at Carolina (11/28) and vs. New Orleans (12/5)...Caught 15 passes for 174 yards for an 11.6 average and a 46-yard long...Caught two passes for 53 yards, including one catch for 46 yards vs. Minnesota (9/12). The 53 receiving yards were tied for his second highest total in a game and the 46-yarder was the second longest catch of his career...Hauled in four passes, the second-most in game, at St. Louis (9/27) for 29 yards...Grabbed his first pass in four games with one catch for two yards vs. Jacksonville (11/7) but responsible for a sack when he failed to hold a block on a flea flicker...Sunday deactivation due to shoulder injury that was suffered during practice the week leading up to the New Orleans (12/5) game. Missed his first start in 27 games and first game since 1997 season...Forced to miss the next game at San Francisco (12/12) due to lingering shoulder problem and was replaced in the starting lineup in both games by rookie Reggie Kelly...Helped produce the best offensive effort of year against Arizona (12/26) as club managed season highs in points (37), total yards (393), time of possession (35:20) and rushing yards (163)...Ended season with his second-most productive game of season with three receptions for 37 yards vs. San Francisco (1/3/00).

**1998:** Started all 16 regular season games and the Falcons three postseason contests...Finished the regular season with 27 receptions for 428 yards with five touchdowns...Added four receptions for 67 yards in the postseason, including three catches for 54 yards vs. Minnesota (1/9/99) in the NFC Championship game. Caught a key 26-yard pass to get the Falcons into Vikings territory during the game-winning drive in overtime...Caught two passes for 27 yards but made key blocks that enabled him to win offensive player of the game honors by the Falcon coaching staff vs. Philadelphia (9/13)...Caught a 26-yard touchdown pass from QB Chris Chandler vs. Carolina (10/4)...Had his first two-touchdown performance of his career in the Falcons 41-10 victory at New England (11-8) with touchdown receptions of seven and 22 yards...Caught a career-high 62-yard touchdown pass from Chandler vs. Miami (12-17) in the regular-season finale. Added a three-yard touchdown pass for his second two-touchdown game of the season against the Dolphins.

**1997:** Started the first eleven games of the season before he was lost for the year with a broken left fibula that he suffered at St. Louis (11/16)...Finished his rookie campaign with 17 receptions for 217 yards with two touchdowns...In his first-ever start at Detroit (8/31) he began the season with a solid performance in the blocking game and added two catches for 47 yards...Named player of the game by the coaches for his performance vs. Oakland (9/14) when he hauled in a career-best five passes for 40 yards, including his first-ever career touchdown on a 10-yard pass from QB Chris Chandler...Still posted the most catches by a Falcon tight end since Gary Wilkins had 12 in 1990.

**College:** Santiago caught 62 passes for 730 yards for an 11.8 career average with four touchdowns for the Golden Flashes of Kent State. He tied for team honors as a junior when he hauled in 28 receptions and combined with his 26 catches as senior totaled 54 in his final two seasons. Santiago opened up holes for the #2 ranked offense in the Mid American Conference in '96 so running back Astron Whatley could post two 1,000-yard rushing seasons and 3,113 rushing yards in three seasons. He showcased his talent by dominating heralded DE Jason Taylor of Akron and future Dolphins draft choice in a 32-17 upset his senior season. He started every game and tied Kantroy Walker for the team lead in the receiving department with a personal-best 29 catches for 297 yards, a 10.6 average, with two TD's. O.J. started 22 of 33 career games at Kent State and was named to the MAC All-Academic first team for three straight seasons for his exploits in the classroom.

**Personal:** Single. Santiago became the first tight end ever drafted out of Kent and the highest player taken from the school since Jack Lambert and Gerald Tinker (by Atlanta) in 1974. Has 9% body fat and a vertical leap of 38 inches. Plays on the Falcons' off-season basketball team. Otis Jason was an all-Canadian first-team tight end at St. Michael's High School in Toronto. Santiago led his school to two district titles while being selected to the Toronto Star and Toronto Sun all-star teams. A versatile athlete, he returned kickoffs and punts as well as playing both ways as a defensive lineman (Defensive MVP honors at the Metro Bowl) and tight end O.J. was an All-Academic choice three times and was a GTE/CoSIDA Academic All-District first-team member. He walked away with the prestigious Arthur Ashe Award by Back Issues in Higher Education. His older brother was a 100 and 200 meter champion in Canada and a younger sister won a junior national championship in the pentathlon. Santiago guided St. Michael's to a pair of district championships in basketball. In track, he threw the shot put and discus. One of three children of Marion and Winston (a draftsman) of Whitby, Ontario, he was a business administration major at Kent and is a big fan of the Toronto Raptors.

Santiago's Career Statistics								
Year	Team	GP/GS	Rec	Yards	Avg.	Long	TD	SpTms
1997	Atl	11/11	17	217	12.8	30	2	1
1998	Atl	16/16	27	428	15.9	62	5	0
1999	Atl	14/14	15	174	11.6	46	0	0
<b>Totals:</b>		<b>41/41</b>	<b>59</b>	<b>819</b>	<b>13.9</b>	<b>62</b>	<b>7</b>	<b>1</b>

Santiago's Postseason Statistics								
Year	Team	GP/GS	Rec	Yards	Avg.	Long	TD	SpTm
1998	Atl	3/3	4	67	16.8	26	0	0
<b>Totals:</b>		<b>3/3</b>	<b>4</b>	<b>67</b>	<b>16.8</b>	<b>26</b>	<b>0</b>	<b>0</b>

Santiago's Best Games			
Receptions	Yards	Long	TD's
5 vs. Oak (9-14-97)	65 vs. Mia (12-27-98)	62 @ Mia (12-27-98)	2 vs. Mia (12-27-98)
4 @ StL (9-26-99)	53 vs. Minn (9-12-99)	46 vs. Minn (9-12-99)	2 @ N.E. (11-8-98)
3 vs. S.F. (1-3-00)	53 @ N.E. (11-8-98)	30 @ Det (8-31-97)	1 vs. Car (10-4-98)
3 vs. Ind (12-6-98)	47 @ Det (8-31-97)	29 @ N.Y.J. (10-25-98)	1 vs. S.F. (10-19-97)
3 @ N.E. (11-8-98)	40 vs. Oak (9-14-97)	26 vs. Car (10-4-98)	1 vs. Oak (9-14-97)
2 Four times	39 vs. StL (11-1-98)	26 vs. Car (9-7-97)	



## BRADY SMITH

DEFENSIVE END • 6-5 • 270

5th Season • Colorado St.

Born 6-5-73 • Barrington, IL

Acq: UFA - N.O. (2-19-00)

**Transactions:** Originally a third round (70<sup>th</sup> pick overall) draft choice by New Orleans in 1996. Signed by Atlanta as an unrestricted free agent from New Orleans on February 19, 2000.

**NFL:** An aggressive, young pass rusher who possesses a non-stop motor and intense demeanor...Produced personal-best six quarterback sacks and career-high in tackles in first season as a full-time starter in 1999...Performed in 62 of a possible 64 games played with 27 starts as a Saint...Looking to continue all-around improvement under the guidance of highly-regarded defensive line coach Bill Kollar.

**1999:** Started every game for first time in his career in New Orleans at RDE...Collected a career-best 33 tackles with a personal-high of six quarterback sacks...In the opener vs. Carolina (9/12), posted the second-most sacks by a New Orleans defender all season with a career-best 2.5 sacks for minus 18.5 yards and added three tackles. Nominated for NFC Defensive Player of the Week honors for his efforts...Totaled two sacks on QB Tony Graziani for minus eight yards, three solo tackles, and a forced fumble vs. Atlanta (10/10). His first sack of Graziani also included his first forced fumble, which teammate Ashley Ambrose recovered at Atlanta 38-yard line...At the New York Giants (10/24), amassed three solo stops and 0.5 sack for minus 2.5 yards...Recovered a fumble and had three solo tackles and one assisted stop for four total tackles vs. Tampa Bay (11/7)...Collared a season-high of six tackles with five solo stops and one assisted tackle to tie career-highs in those categories in the season finale at Carolina (1/2/00). Also added one sack for minus one yard and a fumble recovery against the Panthers.

**1998:** Played in 14 games on the year, starting five...Named to inactive list for two games...Recorded 12 tackles on the year with 10 solos...Started the first five games of the season...Posted two tackles in four different contests: at Indianapolis (9/27), at Minnesota (11/8), vs. Atlanta (12/13) and at Arizona (12/20).

**1997:** Played in all 16 games, starting two at left defensive end...Collected a then career-high with 30 tackles, including 22 solo stops, and five sacks for minus 42 yards...The five sacks was the fifth-best mark on club...Started vs. Seattle (11/16) and at Kansas City (12/21)...Had a 12-yard sack vs. San Diego (9/7)...Totaled a one-yard sack vs. San Francisco (10/26) as part of a five-tackle game (three solo)...Collared 1.5 sacks for 19 yards at Atlanta (11/23) and tied a career-high with six tackles (five solo)...Came up with 1.5 sacks for minus 10 yards and four tackles vs. Arizona (12/14).

**1996:** Played in all 16 games as both an end in base defense and in nickel...Tallied 17 tackles (15 solo), including two sacks for minus 21 yards...Started four contests at open end...Added five stops on special teams, which tied for sixth on the team...Against Carolina (9/8) in a substitute role recorded two tackles, including the first sack of his NFL career for minus 13 yards...Started at open end against San Francisco (11/3) and made two tackles, including one of six sacks by the Saints defense.

**College:** Finished his four-year career with the Rams with 128 tackles, including 42 for loss, and a school record 27 sacks. Also forced five fumbles and broke up seven passes. Named an All-WAC pick and the conference Defensive-Player-of-the-Year as a senior when he opened every game at right defensive end and recorded a career-high 65 tackles, including 19 for loss, a school-record 15 sacks and four forced fumbles. Registered a career-best four sacks against BYU. Played in the East-West Shrine Game. Earned degree in Liberal Arts. Smith was the first player from Colorado State ever drafted by the Saints.

**Personal:** Single. Full name is Brady McKay Smith. Was an all-conference and all-area first-team choice as an outside linebacker at Barrington (Ill.) High School. Named the team co-captain as a senior. Also lettered in track, performing the discus and shot put. Father, Steve, was a defensive end at the University of Michigan from 1963-65 and was a fifth-round draft choice of San Francisco in 1966. His father spent one training camp in 1975 with the Falcons after being acquired in a trade with the Eagles in January. Steve Smith played a total of nine years in the NFL with the 49ers (1966-67), Vikings (1968-70) and Eagles (1971-74). Brady delivered a message to an 800-member student body of Raceland High School in New Orleans last year, promoting the importance of having good character. Enjoys playing the guitar in his free time.

Smith's Career Statistics								
Year	Team	GP/GS	Tckls	Asst	Sacks	Int	FR	FF
1996	N.O.	16/4	22	2	2-21	0	0	0
1997	N.O.	16/2	30	8	5-42	0	0	0
1998	N.O.	14/5	12	2	0-0	0	0	0
1999	N.O.	16/16	33	10	6-30	0	2	1
<b>Totals</b>		<b>62/27</b>	<b>97</b>	<b>22</b>	<b>13-93</b>	<b>0</b>	<b>2</b>	<b>1</b>
Smith's Best Games								
Tackles		Solos		Sacks		FF		FR
6 @ Car (1-2-00)		5 @ Car (1-2-00)		2.5 vs. Car (9-12-99)		1 vs. Atl (10-10-99)		1 vs. Car (1-2-00)
6 @ Atl (11-23-97)		5 @ Atl (11-23-97)		2 vs. Atl (10-10-99)				1 vs. T.B. (11-7-99)
5 vs.S.F. (10-26-97)		5 @ Car (10-20-96)		1.5 vs.Ari (12-14-97)				
				1.5 @ Atl (11-23-97)				
				1 Five times				





## DAN STRYZINSKI

PUNTER • 6-2 • 200

11th Season • Indiana

Born 5-15-65 • Vincennes, IN

Acq: UFA - Tampa Bay (2-20-95)

**Transactions:** Originally signed by Indianapolis as a free agent on July 9, 1988. Waived by Indianapolis on August 23, 1988. Signed by Cleveland as a free agent on August 25, 1988. Waived by Cleveland on August 30, 1988. Re-signed by Cleveland during 1989 offseason. Waived by Cleveland on August 30, 1989. Signed to the New Orleans practice squad on October 11, 1989. Signed by Pittsburgh as a free agent on March 14, 1990. Signed by Tampa Bay as a free agent on February 21, 1992. Signed by Atlanta as an unrestricted free agent from Tampa Bay on February 20, 1995.

**NFL:** Has been the NFL leader in forcing fair catches in 1990, 1991, 1992, 1994 and 1997... Has dropped at least 20 punts inside the opponent's 20-yard line for seven consecutive seasons and set a new career-high with 27 in 1999 to lead the NFL... Led the league in fewest yards allowed on returns in 1999 with just 119 and in 1994 with 94... Also led league in 1994 in fewest punt returns allowed (18) and lowest punt return average (5.4)... Since the NFL went to a 16-game schedule in 1978 (excluding the shortended seasons of 1982 and 1987), Stryzinski's teams have six of the Top 10 fewest punt return yards allowed seasons, including the past three seasons in a row... Was released by Indianapolis (1988), Cleveland (1988 and 1989) and spent time on the New Orleans practice squad (1989) before landing a permanent job in Pittsburgh in 1990.

**1999:** Punted 80 times for 3,163 yards for a 39.5 average with personal-best 27 punts inside the 20, tied for second in NFC, and tied for second-best in team history... The 119 punt return yards allowed were the lowest in the NFL... Recorded just four touchbacks, lowest touchback total since 1996... His 37.1 net average is the third-best mark ever in a season by a Falcon... Only 26 punts were returned for 119 yards (4.6 average), the fewest in NFL... Forced 34 fair catches, second-most in team history and third-highest single-season total of career... Punted seven times for 284 yards at Dallas (9/20) for a 40.6 average and a long of 49... Punted six times for 255 yards for a 42.5 average with a career-best five punts dropped inside the 20 at New Orleans (10/10). Nailed a 49-yarder with a six second hang time to New Orleans eight in second quarter. Boomed a pressure-filled 48-yarder to New Orleans eight-yard line with :42 left in game to put New Orleans in a hole. Named special teams MVP by coaches for performance vs. Saints... Forced three of his four punts to be fair caught and one that was returned by NFC punt return leader Az-Zahir Hakiim came for a loss of three yards vs. St. Louis (10/17)... Dropped his second most punts ever inside the 20-yard with four against former team at Pittsburgh (10/25). Only 10 punts were returned to date against him for 30 yards, the fewest in NFL after seven weeks... Booted six punts against ex-Buc teammates at Tampa Bay (11/21) for 245 yards, a 40.8 average, with two punts inside the 20. Recorded a season-best 55-yarder... Averaged 41.7 yards vs. New Orleans (12/5), 42.3 yards at Tennessee (12/19), and 43.5 yards against Arizona (12/26).

**1998:** Played in all 16 games and all three postseason contests... Averaged 40.0 on 74 punts with 25 punts placed inside the opponents 20-yard line with seven touchbacks... Forced 29 fair catches during the season... Had a season-long punt of 55 yards vs. New Orleans (10/18)... Punted seven times for a season-high 297 yards and a 42.4-yard average at St. Louis (11/29). Named special teams MVP by the coaching staff for his effort against the Rams... Placed a season-high four punts inside the 20-yard line at Detroit (12/20).

**1997:** Turned in a stellar season that included leading the NFL in fair catches forced for the fifth time in the 1990s with a personal-best of 45...His high angling kicks were an effective weapon as only 21 of his 89 punts were returned for an NFL-low 55 yards for a 2.6 per punt average, besting his 18 allowed for 94 yards with Tampa Bay in 1994...His net punting average of 36.7 was third-best in the NFC and the ninth-best mark in the league...On the heels of his kicks, the Falcons had tight coverage on special teams, allowing just two returns for positive yardage in the final 12 games of the year...Was twice singled out by the coaching staff as special teams player of the game, vs. Denver (9/28) with seven punts and five fair catches and vs. San Francisco (10/19) with five punts, four fair catches and 0 return yards...He also had 20 punts inside the opponent's 20-yard line and only nine touchbacks.

**1996:** Saw action in all 16 games...Broke his personal-best for gross punting average by almost an entire yard with a 42.0 mark...His 3,152 punting yards and 75 total punts were the second-most ever in his career...Ranked second in the NFL in fair catches forced with 25 and second fewest touchbacks with four...His net average was 35.5 and he dropped 22 of 26 punts inside the 20-yard line.

**1995:** Punted in all 16 games in his first season in Atlanta...Punted 67 times for a gross average of 41.2 and a net average of 36.2...Landed 21 punts inside the opponent's 20-yard line and had five touchbacks...Finished tenth in the NFL in fewest returns with 28...Had a career-long with a 64-yard punt at Buffalo (11/12).

**1994:** Played in all 16 games with Tampa Bay, finishing with 72 punts for an average of 35.9 with 20 inside the 20-yard line and six touchbacks...Led the NFL in fewest punt returns allowed with just 18 and the fewest amount of return yards with only 94...Also established a league-best for lowest punt return average at 5.4...His directional style of punting also set a Buccaneers record by forcing 42 fair catches.

**1993:** Punted a career-high 93 times for a 40.6 average and a 35.3 net average...Also landed 24 punts inside the 20-yard line with only three touchbacks...Punted a career-high ten times at Green Bay (11/28)...Had a punt blocked at Atlanta (10/31), his first as a Buccaneer...Had 23 fair catches, the third-highest mark in the NFL that season.

**1992:** Led the NFL for the third straight season in forcing fair catches with 26 during his first season in Tampa Bay...Set a Tampa Bay record with a net average of 36.2 yards per punt...Helped the Buccaneers allow a league-low 117 punt return yards...Only 22 of his 74 punts were returned...Completed two passes on fake punts, and had a third completion called back by penalties...Became the first Buccaneer punter to complete a pass since 1978.

**1991:** Played in all 16 games for Pittsburgh...Tied for eighth in the NFL with a net average of 36.4 yards...Booted a then career-high 63-yard punt at Denver (11/3)...Punted six times at Buffalo (9/8), but allowed only three yards in returns by the Bills.

**1990:** Led the league in fair catches forced with 32 in his first season in the NFL with Pittsburgh...Also led the league in percentage of punts fair caught at 49%...Had only 16 punts, 25% of his total returned, both league bests...Placed 18 punts inside the 20 while totaling only five touchbacks...Twice put three punts inside the 20-yard line in a game to help the Steelers garner victory, vs. Cleveland (12-23) and vs. Atlanta (11-4).

**College:** Dan formed a 'dynamic kicking duo' with University of Indiana kicker Pete Stoyanovich in college from 1985-88. Went from being a freshman walk-on to a two-time All-Big 10 selection and school record holder with a 40.6 average. Played in the Peach Bowl in Atlanta.

**Personal:** Married (Angie). The couple have two sons, Daniel, Jr. (11) and Eric (9). For the fifth straight season, Dan will donate \$100 for every fair catch forced to the Gwinnett County Children's Shelter in his "Kicks For Kids" program. This community giver also supports the shelter's new "Safe Place" program, a service for runaway and troubled youth needing a

safe haven. He and Angie used to drive to local Harley-Davidson events on their '93 Wide Glide motorcycles and even traveled to Daytona Beach in '95 for Bike Week (a gathering of Harley-Davidson owners from around the world). Rides with his family now on just dirt bikes. Dan goes by the moniker of, "The Hangman", because of his towering, booming punts which are virtually unreturnable. A public finance and economics degree holder was laying the groundwork for life after football when he served an internship with a brokerage firm in Buckhead (downtown Atlanta) two off-seasons ago. This senior co-captain played four positions for Lincoln High in Vincennes, IN., which included quarterback, defensive back, wide receiver, and, of course, punter. The athletic Stryzinski led the school's basketball team in scoring and rebounding as a forward and was also a co-captain.

#### Fewest Punt Return Yards Allowed Since 1978

<u>Team</u>	<u>Year</u>	<u>Yards</u>
Buffalo Bills	1991	53
Atlanta Falcons*	1997	55
Carolina Panthers	1998	94
Tampa Bay Buccaneers*	1994	103
Pittsburgh Steelers*	1990	105
Chicago Bears	1986	110
Atlanta Falcons*	1998	112
Chicago Bears	1993	115
Tampa Bay Buccaneers*	1992	117
Atlanta Falcons	1999	119
Miami Dolphins	1979	131
San Diego Chargers	1990	131

\*Stryzinski as punter

"When somebody looks at a punter, the first thing they says is, 'What's his average?' So what happens is you tend to get judged by one statistic. What I try to do is hang it to the sidelines to minimize returns." - Stryzinski

#### **Stryzinski's Career Statistics**

<b>Year</b>	<b>Team</b>	<b>GP/GS</b>	<b>No.</b>	<b>Yds.</b>	<b>Gross</b>	<b>Net</b>	<b>TB</b>	<b>In20</b>	<b>LG</b>	<b>Blkd</b>	<b>FC</b>
1990	Pitt	16/0	65	2,454	37.8	34.1	5	18	51	1	32
1991	Pitt	16/0	74	2,996	40.5	36.3	3	10	63	1	27
1992	T.B.	16/0	74	3,015	40.7	36.2	11	15	57	0	26
1993	T.B.	16/0	93	3,772	40.6	35.3	3	24	57	1	23
1994	T.B.	16/0	72	2,800	38.9	35.9	6	20	53	0	42
1995	Atl	16/0	67	2,759	41.2	36.2	5	21	64	0	21
1996	Atl	16/0	75	3,152	42.0	35.5	4	22	58	0	25
1997	Atl	16/0	89	3,498	39.3	36.7	9	20	57	0	45
1998	Atl	16/0	74	2,963	40.0	36.6	7	25	55	0	29
1999	Atl	16/0	80	3,163	39.5	37.1	4	27	55	0	34
<b>Totals:</b>		<b>160/0</b>	<b>763</b>	<b>30,572</b>	<b>40.1</b>	<b>36.5</b>	<b>57</b>	<b>202</b>	<b>64</b>	<b>3</b>	<b>304</b>

#### **Stryzinski's Postseason Statistics**

<b>Year</b>	<b>Team</b>	<b>GP/GS</b>	<b>Punts</b>	<b>Yds.</b>	<b>Gross</b>	<b>Net</b>	<b>TB</b>	<b>In20</b>	<b>LG</b>	<b>Blkd</b>
1995	Atl	1/0	5	183	36.6	22.2	0	1	42	0
1998	Atl	3/0	8	341	42.6	41.3	1	4	56	0
<b>Totals:</b>		<b>4/0</b>	<b>13</b>	<b>524</b>	<b>40.3</b>	<b>40.2</b>	<b>1</b>	<b>5</b>	<b>56</b>	<b>0</b>

#### **Stryzinski's Best Games**

<b>Most Punts in Game</b>	<b>Longest Punt</b>	<b>Punts Inside 20</b>
10 @ GB, (11-28-93) 9 @ S.F. (9-21-97)	64 yards @ Buff (11-12-95) 63 yards @ Den (11-3-91)	5 @ N.O. (10-10-99) 4 @ Pitt (10-25-99)




**SHAWN SWAYDA**  
**DEFENSIVE TACKLE • 6-5 • 294**  
**3rd Season • Arizona State**  
**Born 9-4-74 • Phoenix, AR**  
**Acq: FA - '98**

**Transactions:** Originally a sixth round (279<sup>th</sup> pick overall) draft choice, the second of four sixth round selections by Chicago, in 1997. Waived by Chicago on August 18, 1997. Signed by Atlanta as a free agent on March 24, 1998. Waived by Atlanta on September 17, 1999. Signed by Atlanta on September 30, 1999.

**NFL:** Competing for a spot in the club's defensive line rotation...Waived by Falcons when injuries forced team to re-sign WR Jammi German to 53-man roster in 1999...Re-signed to add depth to defensive line...Was waived by Chicago after being selected in the seventh round by Bears in 1997.

**1999:** Played in four games and was deactivated for 10 contests...Finished with 10 tackles...Waived on September 17th following the Minnesota (9/12) game but re-signed prior to Baltimore (10/3) contest on September 30...Played extensively as part of defensive line rotation and registered a career-high four tackles, tying DT Shane Dronett and DE Patrick Kerney for most by a lineman, at New Orleans (10/10) . Teamed with Kerney to stop RB Ricky Williams for no gain around right end in second quarter...Deactivated for eight consecutive games before dressing and making a tackle vs. Arizona (12/26).

**1998:** Played in five games, dressed but did not play in one game and was inactive in 10 games...Was inactive for the Falcons three postseason games, including Super Bowl XXXIII vs. Denver (1/31/99)...Finished with four total tackles (2 solos)...Active for the first time vs. Carolina (10/4) and recorded one solo tackle...Had one tackle as a reserve at the Jets (10/25)...Dressed but did not play vs. San Francisco (11/15).

**College:** Accumulated 126 tackles with 15 sacks, 21 tackles for losses, a forced fumble and a fumble recovery during his collegiate career. As a senior, finished with 48 tackles and six sacks as an honorable mention PAC-10 honoree.

**Personal:** Single. Played both offensive line and defensive line at Brophy High School in Phoenix, Arizona. His football family tree includes his father (Wayne) who played at Washington State and a brother (Mike) who played at Murray State. Born September 4, 1974 in Phoenix, Arizona.

Swayda's Career Statistics								
Year	Team	GP/GS	Tckls	Solo	Sacks	PD	FF	FR
1998	Atl	5/0	4	1	0.0	0	0	0
1999	Atl	4/0	10	3	0.0	0	0	0
<b>Totals:</b>		<b>9/0</b>	<b>14</b>	<b>4</b>	<b>0.0</b>	<b>0</b>	<b>0</b>	<b>0</b>

(Note - Inactive for Atlanta's three postseason games in 1998.)



58

## JESSIE TUGGLE

LINEBACKER • 5-11 • 232

14th Season • Valdosta Sr.

Born 4-4-65 • Spalding, GA

Acq: College FA (5-4-87)

**Transactions:** Originally signed by Atlanta as a free agent on May 2, 1987.

**NFL:** Leading active tackler in the NFL with 12 straight 100-tackle seasons...Regained status as team's top tackler again for 10th time in last 11 years in 1999 with 122 stops...Led team in tackles nine straight years from 1988-1997...Five-time Pro Bowler (1998, 1997, 1995, 1994, 1992)...Holds the NFL career record for most touchdowns by recovery of opponents' fumbles with five...Third on the Falcons all-time list for most games played with 201 and consecutive starts with 182...Has played his entire football career in state of Georgia (Griffin High School, Valdosta State and the Falcons)...Third in club history in games played with 201...Nicknamed "The Hammer" for his vicious bone-jarring tackles.

### NFL's Leading Active Tacklers

(According to Stats, INC)

1. Jessie Tuggle - Atlanta ..... 1,804
2. Hardy Nickerson - T.B./Jax ..... 1,384
3. Eugene Robinson - Atl/G.B./Sea ..... 1,362
4. Steve Atwater - Den/NYJets ..... 1,182

**1999:** Team's top tackler with 122 stops with a club-best 85 solo tackles in 14 starts...Fifth on the defensive charts with 3.5 sacks to go along with a forced fumble and a pair of passes defended...Served as game day captain all season...Missed two straight starts with a quad injury at St. Louis (10/17) and at Pittsburgh (10/25)...Recorded a team-high 11 tackles in season opener vs. Minnesota (9/12)...Made seven stops and sacked QB Stoney Case for a loss of four yards in third quarter against Baltimore (10/3)...Had four tackles at New Orleans (10/10) before leaving the game in second half not to return with a quad injury...Friday deactivation vs. St. Louis (10/17) and at Pittsburgh (10/25) because of injury. It marked his first missed game since 1992 season at Washington (9/13) because of viral meningitis...Bounced back strong in second game back from injury vs. Jacksonville (11/7), registering a career-best 1.5 sacks to go along with eight tackles and a forced fumble. Trapped QB Mark Brunell for a six-yard loss in first quarter. Teamed with DT Shane Dronett to sack QB Jay Fielder for a seven-yard loss in fourth quarter...Totaled a team-high and season-best 13 tackles with a sack and QB pressure vs. New Orleans (12/5)...Followed that performance with 11 stops at San Francisco (12/12) and a team-high 10 tackles at Tennessee (12/19). Went over 100 tackles on the year against Titans for the 12th straight season...Finished second on team with seven tackles to be named defensive MVP by coaches vs. Arizona (12/26) and ended season leading the team with 10 stops in the win over San Francisco (1/3/00).

**1998:** Started all 16 games and all three postseason games, including Super Bowl XXXIII vs. Denver (1/31/99), at middle linebacker...Earned his second consecutive Pro Bowl berth after finishing the season second on team with 114 total tackles (70 solos), three sacks, two passes defended, one fumble recovery and one fumble that he returned for a touchdown...Recorded a team-high eight tackles in the season-opener at Carolina (9/6)...Ended with a team-high of nine tackles vs. Carolina (10/4)...In the fourth quarter vs. San Francisco (11-15), pounced on a loose football at the 49ers one-yard line and rolled into the end zone for a Falcons touchdown and a 24-6 lead. San Francisco QB Steve Young fumbled the ball following a forced fumble on a sack from DT Shane Dronett. The touchdown was Tuggle's fifth career touchdown on a fumble recovery...Named co-MVP by the coaching staff for his performance vs. Indianapolis (12/6) when he had a season-high 12 total tackles...Set a franchise playoff record with 11 total tackles in the NFC Championship game vs. Minnesota (1/17/99).

**1997:** Team's leading tackler for ninth consecutive season with 121 tackles...Started 15 of 16 games...Named to fourth Pro Bowl in last six years....Produced team-high 86 solo tackles with 1.5 sacks, four QB pressures and six passes defended...Helped defense improve from 27th overall in '96 to 20th while finishing 8th in rush defense (only allowing an average of 104 yards per game)...Compiled eight or more tackles in a game in eight out of 15 starts...Registered a team-best 12 tackles against San Francisco (10/19) and at San Diego (12/7)...Collared 11 stops at Carolina (10/26) and 10 tackles vs. Carolina (9/7).

**1996:** Once again, he paced the team with his 184 tackles...He amassed 10 or more tackles in game 13 times and led the team in tackles in a game 12 times...His top tackle game was at Detroit in Week 5 as he finished with 19 stops.

**1995:** This Pro Bowl starter recorded a career-best 126 solos out of his team-high 180 tackles...He averaged 11 tackles per game with 20 stops as a seasonal-high at New Orleans (9/17). He sealed the big win over the Saints with a endzone theft with 1:11 left...He scored his first interception TD on 27-yard return at Arizona (11/26).

**1994:** He posted the third highest tackle total of his career with a team-high 195 stops to earn another spot on the NFC Pro Bowl squad...Tuggle pounded the opposition to register 10 or more tackles in 12 of his 16 starts and his 111 solo stops were tops on the club's charts and the second highest tally of his career.

**1993:** Jessie recorded over 100 tackles for the sixth straight season with a team-high 185 stops...After missing all of the preseason in a contract dispute, he started the opener at Detroit and delivered 10 tackles, including two for losses...Tuggle recorded the 1,000th tackle of his career in Week 8 at New Orleans (10/24)...Three weeks later, he led the team with 12 tackles and a sack in his 100th NFL game at Los Angeles Rams (11/4).

**1992:** The first time Pro Bowl starter paced the club in tackles for a fifth straight season with 193 stops...He dropped 10 pounds due to a bout with viral meningitis which put him in Piedmont Hospital for a game at Washington (9/13)...Jessie set a personal record with 10 or more tackles in all 15 games he played...He scored a 69 yard TD off a fumble recovery at New Orleans (12/3).

**1991:** He led the NFL in tackles again by posting a career-high 207 in being named to Sports Illustrated's All-Pro team...Tuggle was named NFC Defensive Player-of-the-Month for December with his 49 tackles, 1 FR, and his first NFL theft. He continued his "Hammer"-ing of opponents in the playoffs with a team-high 31 total stops...His top efforts were a 22-tackle day (second-most ever) vs. New Orleans (9/29) and 19 stops at Dallas (12/27)...His busy season also included an 18-yard fumble return for a TD vs. the Raiders (9/22).

**Falcons, Most Games Started Career**

1. Mike Kenn .....	251
2. Jeff Van Note .....	225
<b>3. Jessie Tuggle .....</b>	<b>182</b>
4. Tommy Nobis .....	133

**1990:** Jessie led the NFL in tackles with a then personal best of 201 as he helped the Falcons record the lowest per rush

average in the League at 3.3... He was the first Falcon to total over 200 stops since Buddy Curry's 229 in 1983...Tuggle was second on the club with 5 QB sacks and finished in double digits in tackles 11 times...His 24 tackles against the Bengals set a personal high and were included in a streak of 10+ tackle efforts in eight consecutive weeks.

**1989:** In his first full season as a starter, he collared a club-high 183 stops from the inside and paced the team in tackles in 10 out of 16 games.

**1988:** He developed a reputation around the League by dealing out vicious blows in a sophomore campaign that included his first 100-plus tackle season...Tuggle started 8 out

of his 16 games played and recovered a fumbled punt return for his first NFL TD at the Rams (12/11), while chipping in with 17 tackles and a blocked field goal.

**1987:** As a rookie, young Tuggle played in 12 games with four starts, and impressed with plenty of hard hits...He made the roster as an undrafted free agent after a strong camp.

**College:** Tuggle received the ultimate compliment when his #88 jersey was retired from Valdosta State in 1993. He left as the Blazers' record holder with 340 tackles. A Gulf South Conference selection for three years, Jessie started all four years and was the Conference's Defensive Player-of-the-Year as a senior. Valdosta St. is a Division II school with 9,500 students.

**Personal:** Married his high school sweetheart, DuJuan, and the household boasts a son, Justin, a Pop Warner football and baseball star, and daughter, Jessica DuJuan. He spends time coaching Justin in both sports. Served as the official spokesperson for the Fatherhood Campaign throughout Georgia as Tuggle's picture with his two kids are on billboards and posters statewide, promoting responsible fatherhood. The governor of Georgia even recognized the program when he proclaimed Sept. 7th "Atlanta Falcon Fatherhood Day" in the state. Falcons' "Man of the Year" in 1993 and United Way national spokesperson in 1995-1996. Spoke to a group of 5,000 youngsters at a Drug Enforcement Agency rally in Nashville, TN. Involved in yearly feed the homeless drives during the holidays. For his many efforts on behalf of the community, given the prestigious "Peach of an Athlete" award for 1996. Loves video games and owns SuperNintendo, Sega Genesis, Sony Play Station, and a Panasonic 3DO systems. Built a state-of-the-art home theater system complete with a 126-inch screen, 11 theater-style rocking seats, a THX sound system, a laser disc player, and Super VHS system in his dream home. A 165-pound high school junior almost bench pressed twice his own weight while hoisting 300 pounds. Improved from benching 330 pounds as a sophomore in college to 475 pounds as a senior. Valdosta named new workout facility "Jessie Tuggle Strength & Fitness Complex". Jessie Floyd, Jr. hails from Spalding County and Griffin, Ga. This football hotbed also produced Willie Gault of the Bears and Rayfield Wright (his uncle by marriage) of the Cowboys. Tuggle worked his way up from being a member of the "B" team at Griffin High to the team's MVP as a senior. Jessie's solid work ethic was forged through the influence of Jessie Floyd, Sr. (a tractor trailer driver) and Ada Tuggle (a factory worker). Part of "Hometown Heroes" community outreach program with teammates Gary Downs and Bob Christian.

Tuggle's Career Statistics												
Year	Team	GP/GS	Tckls	Solo	Asst	Scks	Press.	INT	PD	FF	FR	TD
1987	Atl	12/4	35	18	17	1.0	6	0	2	0	0	0
1988	Atl	16/8	103	60	43	0.0	1	0	3	1	1	1
1989	Atl	16/16	183	112	71	1.0	5	0	3	0	1	0
1990	Atl	16/14	201	99	102	5.0	10	0	2	3	2	1
1991	Atl	16/16	207	106	101	1.0	6	1	4	1	2	1
1992	Atl	15/15	193	98	95	1.0	6	1	0	1	1	1
1993	Atl	16/16	185	120	65	3.0	2	0	7	1	1	0
1994	Atl	16/16	195	111	84	0.0	8	1	4	1	1	0
1995	Atl	16/16	180	126	54	1.0	5	*3	3	1	0	0
1996	Atl	16/16	184	108	76	1.0	11	0	1	1	0	0
1997	Atl	16/15	123	86	37	1.5	4	0	6	0	0	0
1998	Atl	16/16	114	70	38	3.0	5	0	3	0	1	1
1999	Atl	14/14	122	85	37	3.5	8	0	2	1	0	0
<b>Totals:</b>		<b>201/182</b>	<b>2,025</b>	<b>1,199</b>	<b>820</b>	<b>22.0</b>	<b>77</b>	<b>6</b>	<b>40</b>	<b>11</b>	<b>10</b>	<b>5</b>

(\*One interception returned for a 27-yard touchdown.)

### Tuggle's Postseason Statistics

Year	Team	GP/GS	Tckls	Solo	Asst	Scks	Press.	INT's	PD	FF	FR	TD
1991	At	2/2	31	17	14	0.0	0	0	0	0	0	0
1995	Atl	1/1	6	5	1	0.0	0	0	1	0	0	0
1998	Atl	3/3	24	18	6	0.0	0	0	1	0	0	0
<b>Totals:</b>		<b>6/6</b>	<b>61</b>	<b>40</b>	<b>21</b>	<b>0.0</b>	<b>0</b>	<b>0</b>	<b>2</b>	<b>0</b>	<b>0</b>	<b>0</b>

### Tuggle's Best Games

Tackles	Sacks	Forced Fumbles	Interceptions
24 vs. Cinc (10-28-90)	1.5 vs. Jax (11-7-99)	2 @ N.O. (11-25-90)	1 vs. NO (12-10-95), 49yds
22 vs. N.O. (9-29-91)	18 games with 1 sack	9 games with 1	1 @ Ari (11-26-95), 27tyds
21 @ N.O. (11-25-90)	Last time vs. N.O.	Last Time vs. Jax	1 vs. Det (11-5-95), 8 yds
20 @ N.O. (9-17-95)	(12-5-99)	(11-7-99)	1 @ Dall (12-22-91), 22yds
19 @ Det (10-6-96)			1 @ GB (11-4-92), 1 yd
19 @ Rams (10-21-90)			1 @ NO (11-13-94), 0 yds
19 @ Dall (12-22-91)			

### Falcons, Most Career Games Played

1. Mike Kenn ..... 251
2. Jeff Van Note ..... 225
- 3. Jessie Tuggle ..... 201**
4. Bobby Butler ..... 170

### Falcons, Most Pro Bowls

1. Claude Humphrey ..... 6
- Jeff Van Note ..... 6
- 3. Jessie Tuggle ..... 5**
- Tommy Nobis ..... 5
- Mike Kenn ..... 5

### NFL Record - Most Touchdowns Opponents Fumbles

- |   |                               |         |
|---|-------------------------------|---------|
| 5 | <b>Jessie Tuggle, Atlanta</b> | 1987-99 |
| 4 | Bill Thompson, Denver         | 1969-81 |
|   | Derrick Thomas, K.C.          | 1989-99 |
| 3 | By many players               |         |



**BOB WHITFIELD**  
**TACKLE • 6-5 • 315**  
**9th Season • Stanford**  
**Born 10-18-71 • Carson, CA**  
**Acq: D1 - '92 (8th)**

**Transactions:** Originally a first round (eighth pick overall) draft choice by Atlanta in 1992.

**NFL:** Starter in every every game for the past sevens seasons at left tackle to tie Jeff Van Note's team record for most consecutive starts at 112...Was recruited by Minnesota head coach Denny Green at Stanford and was a starter at age 17...Is legally blind in one eye...Played in first Pro Bowl in 1998.

**1999:** Starter in every game for seventh straight season...Called for holding with Atlanta driving for potential game-winning field goal with 1:12 left vs. Baltimore (10/3) which backed team up to Baltimore 36. Atlanta forced to punt...Offense amassed 251 combined yards in first victory of season 20-17 at New Orleans (10/10)...Unit out gained Pittsburgh (10/25) 236-226 in total yards but running game had only 49 yards...Totaled 107 rushing yards and 201 passing yards while scoring 27 points in a win over Carolina (10/31)...Offense scored 10 first quarter points and converted first five first downs at Tampa Bay (11/21). But failed to score another point in final three quarters and passed for just 92 net yards in a 19-10 loss...Helped offense score 28 points with 279 yards passing at Carolina (11/28)...Opened holes for RB Ken Oxendine to set a career-high with 85 rushing yards and QB Chris Chandler to throw for a pair of touchdowns and run for another score in rematch win against New Orleans (12/5)...Offense struggled at San Francisco (12/12) a week later with just 38 yards rushing and 67 net yards passing while allowing five sacks and a safety...At Tennessee (12/19) rolled up 347 total yards of offense in a close loss...Helped offense produce the best effort of the year vs. Arizona (12/26) with season-highs in points with 37, total yards with 393, time of possession at 35:20 and rushing yards with 163. RB Byron Hanspard set a career-high with 102 yards rushing...In season finale vs. San Francisco (1/3/00), offense scored 34 points with 306 yard passing.

<b>Falcons, Most Consecutive Games Started</b>	
1. Bob Whitfield .....	112 (Week 1, 1993 - present)
2. Jeff Van Note .....	112 (Week 1, 1970 - Week 10, 1984)
3. Steve Bartkowski .....	100 (Week 8, 1977 - Week 10, 1984)

**1998:** Named to first Pro Bowl...Started all 16 regular season games and the Falcons three postseason games, including Super Bowl XXXIII vs. Denver (1/31/99) at left tackle...Helped open holes for RB Jamal Anderson's single-season rushing mark of 1,846 yards that included NFL-high 12 100-yard rushing games...Named offensive MVP for his performance at Carolina (9/6) in the season-opener...Blocking at St. Louis (11/29) helped Anderson set a personal-best with 188 yards rushing.

**1997:** Started every contest at left tackle for the fifth consecutive season...Solid play helped the Falcons finish sixth in the NFL in time of possession with a three minute difference over their opponents...Blocking helped the Falcons score over 300 points for the eighth consecutive season and finish 13<sup>th</sup> in the League in touchdowns scored in the red zone...Pushed the pile to help spring rookie RB Byron Hanspard for a team record 77-yard run vs. Oakland (9/14), a 57-yarder vs. Denver (9/28) and a 53-yarder vs. Philadelphia (12/14)...Also paved the way for RB Jamal Anderson's 162 rushing yards (seventh most ever) vs. St. Louis (11/2) and 152 yards at Arizona (12/21) on his way to his second straight 1,000-yard season...His adept pass blocking allowed QB Chris Chandler to boast the second-highest quarterback rating in the NFL en route to the fifth-most passing touchdowns with 26...Aggressive play allowed the Falcons to amass a season-high 462 total yards of offense vs. St. Louis (11/2), 386 vs. Philadelphia (12/14), 366 vs. Oakland (9/14) and 356 at Arizona (12/21).

**1996:** For the fourth straight season started all 16 games at left tackle...Bulldozed holes for RB Jamal Anderson's first 1,000-yard season (1,055), allowed time for WR Bert Emanuel's three 100-yard receiving games and team produced over 300 points for a fourth straight season...The Falcons offense tallied 423 total yards vs. St. Louis (12/15), 417 at Cincinnati (11/24), 391 vs. Philadelphia (9/22) and 369 at Dallas (10/20)...Atlanta boasted the eighth-best passing attack in the NFL with 26 touchdowns through the air and an average of 244 yards per contest...Was named to UPI's second-team All-NFC.

**1995:** Started all 16 games at left tackle...Missed only nine plays all season...Dominant play along the line resulted in the unit finishing tenth-best in total offense in the NFL and being ranked sixth in the passing department...Blocking allowed the Falcons to throw for a team record 4,456 yards, as QB Jeff George became the first Falcon passer to hit the 4,000-yard plateau...Strong work in the trenches enabled the Falcons to become the first club in NFL history to boast four different players with over 1,000 yards...Lent a big hand in helping RB Craig Heyward amass a personal-best 1,083 yards, Eric Metcalf to haul in 104 passes and George to set career highs in completions, quarterback rating and most 300 yard games in a season.

**1994:** Started all 16 games at left tackle...Play enabled the Falcons to set six offensive records, including net yards passing (4,112) and pass completions with 374...Was responsible for helping QB Jeff George (24 touchdown passes), WR Terance Mathis (111 receptions for 1,342 yards and 11 touchdowns) and RB Craig Heyward (1,114 combined yards) produce the finest seasons of their careers...Blocking helped the Falcons finish seventh in the NFL in total offense and ninth in passing...Played a big role in helping the Falcons allow only nine sacks in the final eight games...Also contributed to the Falcons setting a club record for allowing the fewest sacks per play (one per 17)...In addition, laid down blocks so the team could total over 300 yards of offense in 12 of 16 games and finish fifth-best in the NFL in scoring inside the 20 with a success rate of 85.7 percent.

**1993:** Stepped into the starting role at right tackle for the Falcons and started every contest for the first time...Opened holes for a 1,000-yard season by RB Eric Pegrum (fifth in the NFL) and two Pro Bowlers in QB Bobby Hebert (career-best 24 passing touchdowns) and WR Andre Rison (career-best 15 touchdowns)...With his play, the Falcons offense ranked 12<sup>th</sup> in scoring, sixth in passing and 11<sup>th</sup> in total offense...The Falcons were also seventh-best in the NFL in time of possession at 31:23 and scored 300 points for the fourth straight season...Missed only two plays all season.

**1992:** Played in eleven games for the Falcons as a rookie with most of his time on special teams...After Mike Kenn's knee problems forced him from the game at New Orleans (12/3) after only three plays, took over at left tackle in his first extensive action lining up against perennial sack specialist LB Pat Swilling. Shut down Swilling for the entire game...His other action on the line came at the Rams (12/27), vs. Dallas (12/21), vs. New England (11/29) and vs. San Francisco (11/9).

**College:** The consensus junior All-American tackle led the Cardinal of Dennis Green to an 8-3 record and a Bowl bid in his final season at Stanford. A starter for three seasons, Whitfield was a two-time finalist for the Vince Lombardi Award and also a nominee for the Outland Trophy as the best lineman in college football. During his final season, the 290-pounder bulldozed holes for "Touchdown" Tommy Vardell, helping Stanford post big victories over top 20 teams like Colorado and UCLA, while the offense averaged almost 400 yards and 32 points a game. In his sophomore season, Whitfield garnered second team All-America honors and All-PAC 10 accolades by not allowing a sack all season for a unit that averaged 384 yards per outing. He was the only sophomore nominated for the Outland Trophy out of the 14 finalists. He was afforded first team freshman NCAA All-America honors as a 17-year-old starter.

**Personal:** Single. In January of 1994, started PatchWerk Recordings in the basement of his Alpharetta home. The business has grown into a 3,000 square-foot facility in downtown Atlanta that increased its bookings from 12 to 22 hours per day and calls Columbia/Sony Records, LaFace Records, Def, Arista, and Priority Records, as clients. Whitfield was smart

enough to earn a place on Banning High School's honor roll in Los Angeles. In 1995, he was part of the NFL's Golden Circle of 50 players who each donated \$10,000 in honor of the 50th Anniversary of the United Negro College Fund in a program which helped fund 39 scholarships at black colleges. Bob was just the fifth lineman in Falcons history (at the time) to be chosen in the first round. Whitfield was the first recruit of Dennis Green at Stanford and was the highest drafted player (#8 overall) at the school since John Elway in 1983. "Big Whit" began as an imposing 6-4, 270 pound defensive lineman as a 9th grader at Banning. Named prestigious Gatorade Circle of Champions Player-of-the-Year in '88. Helped guide Banning to a berth in the city of Los Angeles finals with an 11-3 record. Continues to work on his economics degree at Georgia State. He is the proud father of two daughters, Laniece (10), newborn, and a son, Kodi (6), and his mother and best friend, Eartha, relocated to Atlanta.

### Whitfield's Career Games Played/Started

**Career Totals:** 123/112; Play offs: 4/4

Regular Season: 1992 (Atl 11/0), 1993 (Atl 16/16), 1994 (Atl 16/16), 1995 (Atl 16/16), 1996 (Atl 16/16), 1997 (Atl 16/16), 1998 (Atl 16/16), 1999 (Atl 16/16)



### ELIJAH WILLIAMS

**CORNERBACK • 5-10 • 182**

**3rd Season • Florida**

**Born 8-20-75 • Milton, FL**

**Acq: D6 - '98 (165th)**

**Transactions:** Originally a sixth round (165<sup>th</sup> pick overall) draft choice by Atlanta in 1998.

**NFL:** Saw increased action in the nickel defense and was a key contributor on special teams over last two seasons...Will challenge for the nickel spot again this season.

**1999:** Started two games as a nickel back and played in a total of 15 games...Started first game vs. Minnesota (9/12) and season finale vs. San Francisco (1/3/00)...Missed Carolina game (10/31) with a sprained right knee...Finished with a career-high 31 tackles with one pass defended and eight special teams tackles, fifth-best on club...Returned three kickoffs for 37 yards with an 18 yard long...Started his first pro game in season opener vs. Minnesota (9/12) when Vikings started three wide receivers. Set a personal-best with three tackles and contributed a stop on special teams...Nailed returner Corey Harris on opening kickoff of second half vs. Baltimore (10/3) at Ravens 14-yard line...Reserve corner on dime and nickel packages and made one tackle at New Orleans (10/10). Made superb open field tackle on RB Lamar Smith on 3-5 at Atlanta five-yard line for a five-yard loss on a swing pass in first quarter. K Doug Brien missed a 28-yard field goal on next play...Friday deactivation due to sprained right knee vs. Carolina (10/31)...Returned to action against Jacksonville (11/7) and tied his career-high with three tackles...At San Francisco (12/12) made a key block on right sideline to spring Winslow Oliver on a 58 yard punt return touchdown in third quarter...Collared two tackles on defense and returned two kickoffs for 28 yards at Tennessee (12/19) when Tim Dwight did not play because of an injury...Started for second time vs. San Francisco (1/3/00) when Atlanta opened in a nickel defense.

**1998:** Played in 15 games and in all three postseason games as a rookie, finishing with five total tackles (3 solos)...Added four special teams tackles...Inactive at San Francisco (9/27)...Saw increased action in the nickel defense throughout the season...Also was used as a kickoff returner...Returned seven kicks for 132 yards...His only postseason tackle was in the NFC Championship game at Minnesota (1/17/99).

**College:** Williams made the transition from college tailback to cornerback for his senior season in the competitive SEC and was the co-winner of Florida's "Unselfish Award". One of the leaders on the 10-2 Gators, he was chosen as a team captain by his fellow players. Williams started the final 10 games on the corner and totaled 33 tackles with 26 solo stops. He also added a forced and recovered fumble with nine passes defended to his '97 credits. A special teams contributor, he blocked two kicks on the year vs. LSU and South Carolina. In his first career start he made three solo tackles and deflected a pass vs. Central Michigan. In '96, he started nine games at tailback and led the team with 671 yards on 106 carries with four TD's. His sophomore season in the backfield included a school-record 7.5 rushing average in seven starts and 858 rushing yards with seven scores. Elijah also led all running backs with his 22 receptions for 277 yards. Williams was afforded All-Freshman honors in the SEC by the Knoxville News-Sentinel for finishing second on the team with 652 yards and four scores in 11 games played. In his first college game, Williams collected 96 yards on 13 attempts and a 15-yard catch vs. New Mexico State. Williams posted some impressive numbers in three years as a Gator runner and his 2,181 rushing yards was more than first round choice Robert Edwards (1,955) from Georgia.

**Personal:** Single. An honorable mention All-American by USA Today, Williams was one of the most highly regarded backs in the high school ranks in '92. This first team all-state of Florida choice from Milton (Fl.) High was also a Scholastic Coach/Gatorade and Super Prep Magazine All-American. He gained 1,232 rushing yards with 20 TD's on 120 carries for a 10.3 average and caught 11 passes for 240 yards in one season. Williams was also one of the state's top defensive backs as a junior. The son of Joseph and Elizabeth Cobb has a stepbrother, Greg Allen, who was a former standout runner at Florida State. He lists "Rocket" Ismail as his favorite sports personality. Reveled in University of Florida's run to "Final Four" in men's basketball this season for first time.

Williams' Career Statistics												
Year	Team	GP/GS	Tckls	INT's	Yds	LG	TD	FF	FR	PD	Sacks	
1998	Atl	15/0	5	0	0	0	0	0	0	0	0	
1999	Atl	15/2	31	0	0	0	0	0	0	1	0	
<b>Totals</b>		<b>30/2</b>	<b>36</b>	<b>0</b>	<b>0</b>	<b>0</b>	<b>0</b>	<b>0</b>	<b>0</b>	<b>1</b>	<b>0</b>	
Year	Team	GP/GS	Rush	Yds	Avg.	LG	TD	Rec	Yds	Avg	LG	TD
1998	Atl	15/0	2	-2	-1.0	0	0	0	0	0.0	0	0
1999	Atl	15/2	0	0	0.0	0	0	0	0	0.0	0	0
<b>Totals:</b>		<b>15/0</b>	<b>2</b>	<b>-2</b>	<b>-1.0</b>	<b>0</b>	<b>0</b>	<b>0</b>	<b>0</b>	<b>0.0</b>	<b>0</b>	<b>0</b>
Kickoff Returns						Punt Returns						
Year	No.	Yds	Avg	LG	TD	No.	Yds	Avg	LG	TD	Total Yds	
1998	7	132	18.9	28	0	0	0	0.0	0	0	0	
1999	3	37	12.3	18	0	0	0	0.0	0	0	0	
<b>Totals:</b>	<b>7</b>	<b>169</b>	<b>24.1</b>	<b>28</b>	<b>0</b>	<b>0</b>	<b>0</b>	<b>0.0</b>	<b>0</b>	<b>0</b>	<b>0</b>	
Williams' Postseason Statistics												
Year	Team	GP/GS	Tckls	INT's	Yds	LG	TD	FF	FR			
1998	Atl	3/0	1	0	0	0	0	0	0			
<b>Totals</b>		<b>3/0</b>	<b>1</b>	<b>0</b>	<b>0</b>	<b>0</b>	<b>0</b>	<b>0</b>	<b>0</b>			
Williams' Best Games												
Tackles		Solos		Kickoffs		Yards		Long				
3 vs. Jax (11-7-99) 3 vs. Min (9-12-99)		3 vs Jax (11-7-99) 3 vs. Min (9-12-99)		3 vs. Chi (11-22-98) 2 @ N.E. (11-8-98)		62 vs. Chi (11-22-98) 28 vs. Phil (9-13-98) 22 @ N.E. (11-8-98)		28 vs. Phil (9-13-98) 25 vs. Chi (11-22-98) 20 vs. StL (11-1-98)				



**2000 ATLANTA FALCONS DRAFT CHOICES**

Rd.	Pick In Rd.	Pick Overall	Player	Pos	Ht	Wt	Birthdate	College
Traded to Baltimore in a 1999 draft day trade to obtain Baltimore's 2 <sup>nd</sup> Rd. pick in 1999								
2	6	37	Travis Claridge	OT	6-5	308	3/23/78	USC
3	5	67	Mark Simoneau	LB	5-11	233	1/16/77	Kansas State
4	6	100	Michael Thompson	OT	6-4	318	2/11/77	Tennessee State
5	5	134	Anthony Midget	CB	5-11	193	2/22/78	Virginia Tech
6	6	172	Mareno Philyaw	WR	6-2	208	12/19/77	Troy State
7	5	211	Darrick Vaughn	CB	5-10	190	10/2/78	Southwest Texas

		<p style="text-align: center;"><b>TRAVIS CLARIDGE</b></p> <p style="text-align: center;"><b>TACKLE • 6-5 • 308</b></p> <p style="text-align: center;"><b>Rookie • Southern California</b></p> <p style="text-align: center;"><b>Born 3-23-78</b></p> <p style="text-align: center;"><b>Acq: D2 - '00 (37th)</b></p>
---	--	---

Devastating drive blocker who simply out-muscles defenders that lie in his path...Has great drive blocking techniques, explosively driving forward while maintaining balance on the move...Shuffles his feet well retreating in pass protection, extending his arms properly to ride the defender wide...Has been a starter ever since putting on a Trojan uniform (48 games)...Very adept at reacting to the pass rushers swim moves and has a good feel for blocking angles...Recently timed at 5.33 in the 40-yard dash.

**1999 Season...**All-American second-team selection by SportsPage.com and CBS Sportsline, adding third-team honors from the Sporting News...Unanimous All-Pac 10 Conference first-team pick...Recipient of the Morris Trophy, given to the Pac-10's Outstanding Offensive Lineman...Had a career-high 104 knockdowns as he graded 89.1% for blocking consistency from his right tackle position, as the offense gained 4832 yards.

*Oregon...*Delivered key hits to spring tailback Chad Morton for touchdowns of 1 and 2 yards while also coming up with a crunching block on linebacker Peter Simon that stopped the blitz on a 4-yard scoring lob from QB Mike Van Raaphorst to R. Jay Soward as the team gained 393 yards.

*Oregon State...*His roll block upfield cleared the way for Morton's 15-yard touchdown run.

*Notre Dame...*Blocked defensive end Lamondt Bryant on a 23-yard touchdown strike from Van Raaphorst to Windrell Hayes and later upended linebacker Ronnie Nicks to give Van Raaphorst time to find Soward with a 12-yard scoring toss as the Trojans gained 298 passing yards.

*Stanford...*Delivered 14 knockdowns, including one that dropped a pair of defenders on a 64-yard scoring bomb from Van Raaphorst to Marcell Almond as the offense gained 587 yards.

*Louisiana Tech...*Blasted his way into the end zone with Jabari Jackson following on a 1-yard touchdown run, opened another hole used by Morton for a 3-yard scoring run and executed a cut block to drop two defenders on a 53-yard touchdown toss from John Fox to Soward as the team closed out the season with a 446-yard performance.

**1998 Season...**Football News All-American honorable mention...All-Pac 10 Conference first-team choice...Team Offensive Lineman of the Year...Started every game at right guard, registering 81 knockdowns and graded 86.5% for blocking consistency while helping the team average 343.8 yards per game in total offense.

*San Diego State...*made eight knockdowns, including one on blitzing safety Corey Hall on an 8-yard scoring lob from Mike Van Raaphorst to R. Jay Soward as the team gained 471 yards.

*California...*Cut blocked linebacker Matt Beck on a 13-yard touchdown strike from Van Raaphorst to Windrell Hayes as the Trojans gained 212 passing yards.

*Washington State...*Blocked defensive tackle Rob Meier to spring Soward for a 26-yard touchdown run on a reverse as the team rushed for 214 yards.

*Washington...*His upfield block on a defensive tackle Jabbari Issa cleared a path used by Chad Morton for a 10-yard scoring run as the offense gained 420 yards.

*Texas Christian (Sun Bowl)...*Opened a hole used by fullback Petros Papadakis for a 1-yard touchdown run.

**1997 Season...** Started all year at right guard, collecting 83 knockdowns and grading 84.2% for blocking consistency... Helped the Trojans average 338.5 yards-per-game... After the season, he had arthroscopic surgery to repair torn cartilage in his right shoulder and bone chips in his right ankle.

*California...* Delivered 10 knockdowns, leveling defensive end John McLaughlin on a 4-yard touchdown run by LaVale Woods as the team gained 373 yards.

*Notre Dame...* Brought down defensive end Brad Williams as QB John Fox rolled right to toss a game-winning 8-yard scoring pass to R. Jay Soward.

*Stanford...* Opened a hole for a 1-yard score by Delon Washington and later cut blocked linebacker Frank Spradlin on an 18-yard touchdown pass from QB Mike Van Raaphorst to Billy Miller as the Trojans gained 511 yards.

**1996 Season...** Freshman All-American selection by The Sporting News... Started all year at right guard, posting 64 knockdowns while grading 82.4% for blocking consistency... Became the first true freshman to start a season opener on the offensive line for USC since 1979 Lombardi Award winner Brad Budde did so at guard vs. Missouri in 1976 (Clay Hattabaugh was the last Trojan first-year freshman to start any game on the offensive line when he did so at Arizona in 1991 in the season's 10<sup>th</sup> contest. The last Trojan true freshman to start a season opener at any position was outside linebacker Willie McGinest vs. Syracuse in the 1990 Kickoff Classic)... After the season, he had arthroscopic surgery to repair torn cartilage in his left shoulder.

*Illinois...* Had his first career touchdown-resulting block as he brought down defensive tackle Garrett Johnson on a 13-yard touchdown pass from QB Brad Otton to Marvin Powell as the team gained 582 yards.

*Stanford...* Made a solo tackle.

*Houston...* Blocked defensive tackle Leonta Rheams to the ground to spring LaVale Woods for a 2-yard scoring run as USC picked up 382 yards.

**High School...** Parade, Super Prep, Blue Chip and Schutt Sports All-American selection, adding USA Today All-USA first team, Student Sports Hot 100, Blue Chip Best of the West, Super Prep All-Farwest, Blue Chip All-Western, Student Sports All-West Coast, Long Beach Press-Telegram Best in the West first team, Tacoma News Tribune Western 100, Tacoma News Tribune Northwest Nuggets, Gatorade Washington MVP, Prep Illustrated Washington MVP, All-State Class AAA, Columbian News Dream Team and All-Greater St. Helen League Offensive Lineman MVP as a senior two-way tackle at Fort Vancouver (Vancouver, Wash.) High... Parade, USA Today and Blue Chip picked him as the nation's top-rated prep offensive lineman... Had 125 knockdown blocks on offense and 97 solo tackles with 23 sacks on defense in 1995... As a junior, he averaged 15 knockdown blocks a game and made the All-State AAA and Columbian News Dream Team... As a sophomore, he made the Columbian News Dream Team and All-Greater St. Helen League. In his career, he posted 405 knockdown blocks, 142 solo tackles and 36 sacks.

**Personal...** History major... Nickname is "Trapper."... As a youngster, he worked out with some athletic trainers, including former Trojan and NFL lineman Marv Marinovich (1959, 1961-62), the father of ex-USC and NFL quarterback Todd Marinovich (1989-90)... Born March 23, 1978 in Detroit, Michigan... Resides in Vancouver, Washington.





## MARK SIMONEAU

LINEBACKER • 5-11 • 233

Rookie • Kansa State

Born 1-16-77

Acq: D3 - '00 (67th)

High intensity tackler who keeps his shoulders squared moving laterally...Skilled pass rusher with quick moves...Protects his legs well, bouncing up quickly when taken down...Has the agility and knee bend to avoid low blocks...Agile through traffic, showing a very forceful nature when taking on blockers at the point of attack...Recently timed at 4.65 in the 40-yard dash...Only the second player in school history to serve as team captain in three seasons, joining Brooks Barta (1990-92)...Ranks third on the Wildcats all-time record chart with 48 tackles behind the line of scrimmage, topped only by Darren Howard (54, 1996-99) and Reggie Singletary (60, 1980-83)...His 400 tackles are surpassed only by Barta (436, 1989-92) and Gary Spani (543, 1974-77) in Kansas State annals.

**1999 Season...**All-American second-team and semi-finalist for National Defensive Player of the Year honors by Football News...Finalist for the Dick Butkus Award, given to the nation's top linebacker...Named to the All-American Strength Team by the National Strength and Conditioning Association...All-Big Twelve Conference first-team selection...Earned Big Twelve Player of the Week honors vs. Texas, Kansas and Colorado...Served as defensive captain, leading the team with 91 tackles (66 solos), 6.5 sacks for minus 56 yards and 17 stops for losses of 91 yards...Recovered and caused two fumbles...Deflected four passes and returned two interceptions 61 yards from his strongside outside linebacker position.

*Temple...*Made 9 tackles (5 solos) with a 13-yard sack and 2 stops behind the line of scrimmage.

*Texas-El Paso...*Returned an onside kickoff 25 yards and had 6 hits (5 solos).

*Texas...*Intercepted a pass by Major Applewhite, returning the ball 37 yards for a touchdown as he also had 7 tackles (6 solos) with 2 sacks for minus 10 yards, 3 stops for losses of 16 yards, a pass break-up and a forced fumble.

*Kansas...*Had 11 tackles (9 solos), including a 3-yard sack and a pair of stops behind the line of scrimmage.

*Utah State...*Had 9 tackles with 3 stops for minus 5 yards.

*Oklahoma State...*Returned an interception 24 yards to the OSU 7-yard line, setting up a scoring drive, recovered a fumble and had 5 hits (4 solos).

*Baylor...*Posted 5 tackles with an assisted sack, 2 stops for losses of 9 yards and a forced fumble.

*Colorado...*Was in on 12 tackles (11 solos) as he sacked QB Mike Moschetti twice for minus 21 yards and was credited with 4 stops for losses of 29 yards.

*Nebraska...*Had a season-high 16 tackles (9 solos) with a stop for a 14-yard loss.

**1998 Season...**Second-team All-America selection by the Associated Press...First-team All-Big Twelve Conference pick by the Associated Press and Kansas City Star, adding second-team honors from the league's coaches...Lined up at strongside linebacker, serving as defensive captain...Led the team with 95 tackles (58 solos)...Credited with 1.5 sacks for minus 9 yards and nine stops for losses of 22 yards...Intercepted two passes and deflected another...Recovered and caused a pair of fumbles.

*Northern Illinois...*Came off the bench to force a fumble.

*Texas...*In his first start for the year, he responded with 8 tackles, advanced a fumble recovery 2 yards and had a stop behind the line of scrimmage.

*Northeast Louisiana...*Followed with 12 tackles (8 solos).

*Colorado...*Had a stop for a loss and 10 hits (8 solos).

*Oklahoma State...*Recovered a fumble and came up with 12 tackles (8 solos).

*Kansas...*Picked off a pass and made a pair of stops behind the line of scrimmage.

*Baylor...*Had 14 tackles (10 solos) with 1.5 sacks for minus 9 yards, 4 stops for losses of 16 yards and an interception.

*Texas A&M (Big Twelve Championship)...*Had 10 tackles, including one for a loss.

*Purdue (Alamo Bowl)...*Had a 7-yard sack, 2 stops for minus 12 yards and 3 solo tackles.

**1997 Season...**First-team All-Big Twelve Conference pick by the Associated Press, Kansas City Star and Waco Tribune, adding second-team honors from the league's coaches, Dallas Morning News and Ft. Worth Star-Telegram...Named Big Twelve Defensive Player of the Week vs. Missouri...Finished second on the team with 103 tackles (64 solos)...Had four sacks for minus 22 yards and 15 stops for losses of 43 yards...Caused and recovered two fumbles...Also deflected a pair of passes.

*Northern Illinois...*Recovered a fumble which he caused, advancing the ball 6 yards and was in on 6 tackles (4 solos).

*Ohio University...*Had 16-tackles (10 solos).

*Bowling Green...*Made 11 hits, including a 6-yard sack, 2 stops for minus 7 yards and a deflected pass.

*Missouri...*Added 13 tackles (9 solos).

*Oklahoma...*Had another 13 hits (12 solos) with 5 stops for losses of 9 yards.

*Texas Tech...*Had 8 tackles with a 7-yard sack, a pair of stops behind the line of scrimmage, a forced fumble and a pass break-up.

*Kansas...*Recovered a fumble and had 9 tackles (7 solos) with a 4-yard sack.

*Iowa State...*Posted 13 tackles (7 solos), including one for an 8-yard loss.

*Syracuse (Fiesta Bowl)...*Credited with 2 stops for losses and 7 tackles.

**1996 Season...**Freshman All-American first-team selection by the Sporting News...Big Twelve Conference Freshman Defensive Player of the Year, becoming the third-straight first-year KSU player to earn that honor, following Travis Ochs (1995) and Chris Canty (1994)...Set a school season-record for freshmen as he finished second on the team with a career-high 111 tackles (63 solos)...Had 3.5 sacks for minus 19 yards and 11 stops for losses of 44 yards...Caused two fumbles and recovered another...Deflected eight passes.

*Texas A&M...*Posted 13 tackles and recovered a fumble in the final seconds to seal a 23-20 win.

*Cincinnati, Colorado and Rice...*Collected 11 tackles in each game.

*Oklahoma...*Came up with 13 hits and a sack.

*Missouri...*Had 14 tackles (9 solos), including 3 stops for losses.

*Brigham Young (Cotton Bowl)...*Added 7 tackles (5 solos) with a 7-yard sack.

**1995 Season...**Redshirted as a freshman...Performed on the scout team as a middle linebacker...Shifted to outside linebacker in spring drills after the season.

**High School...**Blue Chip Illustrated All-Region pick as a running back, adding Super Prep All-Midlands Top 66, and Topeka Capital-Journal Top 11 honors as a senior at Smith Center (Kan.) High...Rushed for 2252 yards and averaged 10.3 yards-per-carry while making 92 tackles as a linebacker in his final campaign...Earned All-Conference first-team honors on both sides of the ball...All-Area Top 11 performer...All-State Top 11 choice by both the Wichita Eagle and Topeka Capital-Journal...USA Today Honorable Mention All-American...Competed in track, baseball and basketball.

**Personal...**Social Science major...Brother, Jeff was a starting nose tackle on KSU's 1992 team after starting his career as a fullback at Arizona State...Son of Marsha and James Simoneau...Born January 16, 1977 in Phillipsburg, Kansas...Resides in Smith Center, Kansas.

### Simoneau's College Statistics

Year	GP/GS	TK	Solos	Asst	FR	FC	INT's	TFL	PBU	SACK
1996	11/11	111	63	48	1	2	0	11- 44	8	3.5- 19
1997	11/11	103	64	39	2	2	0	15- 43	2	4.0- 22
1998	11/10	95	58	37	2	2	2	9- 22	1	1.5- 9
1999	11/11	91	66	25	2	2	2	17- 91	4	6.5- 56
<b>Totals:</b>	<b>44/43</b>	<b>400</b>	<b>251</b>	<b>149</b>	<b>7</b>	<b>8</b>	<b>4</b>	<b>53-200</b>	<b>15</b>	<b>15.5- 106</b>

Year	INTERCEPTION RETURNS					ADVANCED FUMBLES				
	No	Yds	Avg	TD	LG	No	Yds	Avg	TD	LG
1997						2	21	10.5	0	15
1998	2	0	0.0	0	0	1	2	2.0	0	2
1999	2	61	30.5	1	37					
<b>Totals:</b>	<b>4</b>	<b>61</b>	<b>15.3</b>	<b>1</b>	<b>37</b>	<b>3</b>	<b>23</b>	<b>7.7</b>	<b>0</b>	<b>15</b>



## MICHAEL THOMPSON

TACKLE • 6-4 • 318

Rookie • Tennessee State

Born 2-11-77

Acq: D4 - '00 (100th)

Outstanding athlete with long arms and tremendous quickness for his size...Natural knee bender who backpedals fluidly in pass protection...Shows the explosion off the snap to easily seal the corner...Smooth making contact when firing upfield to neutralize the linebackers...Recently timed at 4.97 in the 40-yard dash...Very active going after other defenders after the initial block...Shows impressive agility redirecting to the inside...Generates movement, firing low to take the defender off his feet...Knows how to extend his arms and take proper blocking angles to prevent the bull rush.

**1999 Season**...All-American first-team and Division 1-AA Offensive Lineman of the Year by SportsPage.com...Added All-Ohio Valley Conference first team accolades...Manned the demanding left tackle position, grading 88.7% for blocking consistency as he delivered 119 knockdown blocks for an offense that ranked 10<sup>th</sup> in the nation in passing (307.0 ypg) and eighth in scoring (37.8 ppg)...The team ranked first in the NCAA Division 1-AA polls during the regular season after compiling an 11-0 record, only the third time in school annals that TSU has gone undefeated over the course of a season...An incredible 14 of the team's 19 touchdowns rushing and 25 of TSU's 50 offensive scores came as a result of a key block by Thompson...Did not allow a sack as he led a superb blocking effort upfront that saw Tiger quarterbacks sacked a league-low ten times.

*Alabama State (John Merritt Classic)*...Had 11 knockdowns, including a crunching block on defensive tackle Deitrich Williams that allowed QB Leon Murray to find Patrick Jenkins with a 16-yard scoring toss as the offense generated 530 yards.

*Tennessee-Martin*...Graded 97% as he made ten knockdowns in the first half, taking down linebacker Shane Oldham with a cut block on Murray's 13-yard touchdown pass to Marvin Jones as the team gained 538 yards.

*Western Kentucky*...Opened a huge hole as Murray scooted around the left side for a 5-yard touchdown run and later knocked down defensive end Ben Wittman to give QB Chris Perkins time to connect with flanker Corey Sullivan on a game-winning 16-yard scoring strike as TSU gained 232 passing yards in a 28-21 decision.

*Eastern Kentucky*...Drove his way into the end zone with Perkins following for a 2-yard touchdown that proved to be the decisive points as the offense picked up 464 yards in a 33-28 victory.

*Tennessee Tech*...Brought the crowd to its feet as he took down a pair of defenders at the line of scrimmage and then raced upfield to block linebacker Chad Evitts to the ground, clearing away the final obstacle on tailback Amariah Robb's 84-yard touchdown jaunt as the Tigers rushed for 217 yards in a 25-19 win.

*Murray State*...Registered 15 knockdowns while coming up with four touchdown-resulting blocks, including a roll block that dropped defensive tackle Steve Williams on a 23-yard touchdown pass from Perkins to Julius Hull that stopped the blitz by blocking linebacker Gary Humphrey and safety Beau Guest on Perkins' 30-yard scoring strike to Avion Black to rally the team in the fourth quarter to a 42-41 triumph.

*Southeast Missouri*...In his final regular season game, he delivered an in-line blast to clear a path for fullback Donell Brantley's 1-yard touchdown run and also took down linebacker David Bowling as Perkins hid behind his left tackle until he found Hull with a 23-yard touchdown throw, giving the team 431 passing yards in a 35-28 win.

**1998 Season**...All-OVC honorable mention...Started all year at left tackle, delivering 71 knockdown blocks and grading 83.3% for blocking consistency as he helped the Tigers lead the conference in total offense (467.2 ypg), passing offense (303.3 ypg) and scoring (39.1 ppg)...Did not allow a sack in his final ten contests.

*Jackson State*...Cut blocked defensive end Eric Chandler on a 2-yard scoring run by Leon Murray and also upended safety Rashard Anderson, coming on a blitz, to free Murray, who unleashed a 44-yard scoring strike to Tyrone Butterfield as the offense generated 485 yards.

*Alabama A&M*...Shoved his way into the end zone, opening a huge hole for fullback Donell Brantley's 1-yard touchdown plunge as the team gained 415 yards.

*Eastern Kentucky*...Blocked defensive tackle Justin Ernest as he led the charge on Brantley's 3-yard scoring run while the offense finished the day with 439 yards.

*Southeast Missouri*...Delivered a block that dropped defensive end Troy Baglio on Murray's 6-yard touchdown run and later cut blocked linebacker Kevin Meacham in the backfield as Murray escaped the defender's grasp to fire an 83-yard scoring bomb to Butterfield as the Tigers gained 526 yards.

*Murray State*...Shoved defensive end Marcus Stepp to the ground as Murray raced out of the backfield on a flea flicker to haul in a 26-yard touchdown pass from receiver Corey Sullivan that proved to be the decisive score in a 46-44 decision...The offense piled up 595 yards, including 517 in the air.

**1997 Season**...Moved to offensive tackle in the spring but was granted a medical redshirt.

**1996 Season**...Played in ten games as a tight end, finishing with six catches for 71 yards (11.8 avg.).

*Florida A&M*...In his first game as a tight end, he made a solo tackle and caught a pair of passes for 19 yards.

*Austin Peay*...Had a season-long 18-yard grab.

*Middle Tennessee*...Made a key block on a 3-yard touchdown run by Leon Wallace and caught a pass for a 12-yard gain.

*Lane*...Added a 17-yard reception while also making a key block in the backfield to give QB Todd Valentine time to lob a 2-yard scoring toss to Jerome Hurd.

**1995 Season**...Started 11 games as a true freshman at defensive tackle...Recorded 32 tackles (17 solos) with two sacks for minus 8 yards and four stops for losses of 10 yards...Also deflected a pass.

*Middle Tennessee*...In his first game as a Tiger, he made a solo tackle.

*Jackson State*...Credited with a season-high 7 tackles (4 solos), including a 5-yard sack and a pair of stops behind the line of scrimmage.

*South Carolina State*...Posted 6 hits (4 solos) with a 3-yard sack and 2 stops for losses of 4 yards.

*Eastern Kentucky*...Deflected a pass and made 5 tackles (3 solos).

*Florida A&M and Morehead State*...Had 4 tackles in each game.

**Basketball**...Appeared in 20 games as a forward on the 1996-97 team, earning nine starts...Averaged 1.9 points and 2.3 rebounds-per-game.

**High School**...Two-time All-City pick, adding second-team All-Region honors as a senior at Windsor Forest (Savannah, Ga.) High...Team Most Valuable Player, recording 167 tackles with six sacks as a defensive lineman in his final year...Also lettered three times in basketball, leading his team to the Georgia Final Four Championship.

**Personal**...Education major...One of three children (brother, Darnell and sister, Ashley) of Sharon and Michael Thompson...Has a four-year-old daughter, April...Cousins, defensive end Ross Browner (Cincinnati, Minnesota) and defensive back Joey Browner (Minnesota) both starred in the NFL in the 1980s...Born Michael Anthony Thompson on 2/11/77...Resides in Savannah, Georgia.

Thompson's College Statistics										
Year	GP/GS	Tckls	Solos	Asst	FR	FC	INT's	TFL	PBU	Sacks
1995	11/11	32	17	15	0	0	0-0	4-10	1	2.0-8
1996	10/00	1	1	0	0	0	0-0	0-0	0	0.0-0
<b>Totals:</b>	<b>21/11</b>	<b>33</b>	<b>18</b>	<b>15</b>	<b>0</b>	<b>0</b>	<b>0-0</b>	<b>4-10</b>	<b>1</b>	<b>2.0-8</b>

### Thompson's College Statistics

Year	GP	GS	YDS	AVG	TD	LG	GM/AVG		
1996	10	0	71	11.8	0	18	7.10		
<small>NOTE...Statistics are from review of game film by our scouting department...SGP-season grade percentage...GM-games played...PLAY-amount of snaps played in...KB-key blocks (pancake/knockdowns)...TDB-touchdown resulting blocks...DWF-downfield blocks...PRS-pressures allowed...SKA-sacks allowed...High Grade Game-best graded game for the season.</small>									
Year	GM	SGP	PLYS	KB	TDB	DWF	PRS	SKA	High Grade Game
1998	11	83.3	737	71	10	24	3	1	94% vs. Jackson State
1999	11	88.7	759	119	25	36	1	0	99% vs. Murray State
<b>Totals:</b>	<b>22</b>	<b>86.0</b>	<b>1496</b>	<b>190</b>	<b>35</b>	<b>60</b>	<b>4</b>	<b>1</b>	<b>99% vs. Murray State</b>





**ANTHONY MIDGET**

CORNERBACK • 5-11 • 193

Rookie • Virginia Tech

Born 2-22-78

Acq: D5 - '00 (134th)

A leader in the Tech secondary...His ability to play cornerback or safety proved valuable for the Hokies in '99...Started all 11 games at the field corner spot, but also put in some important playing time at free safety...Earned first-team All-BIG EAST honors...Named third-team All-America by *The Sporting News*...Didn't have a large number of tackles but produced some of the Hokies' biggest hits...Caused two fumbles, including one that was returned for a touchdown against Syracuse...Led the team in interceptions...Tied a school and BIG EAST mark with three picks against Miami.

**1999 Season**...Was in on over 500 defensive plays and more than 75 special teams plays during the regular season...Finished with 24 total tackles, four interceptions and four passes broken up.

*James Madison*...Had four tackles, including one for a loss, and broke up a pass at Virginia.

*Rutgers*...Caused a fumble.

*Syracuse*...Caused a fumble that was returned 26 yards for Tech's first touchdown...Also contributed five tackles, a quarterback hurry and a pass deflection against the Orangemen.

*Pittsburgh and West Virginia*...Was slowed by a pulled groin muscle.

*Miami*...Had three interceptions, four tackles and a pass broken up...Shared BIG EAST Player of the Week honors for his performance against the 'Canes.

**1998 Season**...Played in every game...Finished second on the team in passes broken up with seven and added 17 tackles...Missed a large portion of spring practice with a pulled groin muscle...Worked strictly at cornerback when he returned.

*East Carolina*...Contributed two tackles and broke up a pass against East Carolina.

*Pittsburgh*...Recorded two tackles.

*West Virginia and Virginia*...Posted four tackles in both games.

*Syracuse*...Broke up two passes and blocked a punt that was recovered for a touchdown.

*Virginia*...Played a season-high 42 plays.

*Music City Bowl*...Scored Tech's final touchdown on a 27-yard interception return...Also contributed a tackle in the game.

**1997 Season**...Started seven of the 10 regular season games in which he played...Played over 400 snaps on defense...Finished the season with 48 tackles, four passes broken up and two fumble recoveries...Worked at the field corner spot during the spring...Posted two tackles and intercepted a pass during the spring game.

*Rutgers*...Started and registered eight tackles in the opener.

*Syracuse*...Broke up two passes and posted five tackles.  
*Temple*...Was hurt in the game.  
*Arkansas State*...Did not play.  
*Miami (Ohio)*...Added a tackle for loss, a fumble recovery and a pass deflection.  
*Boston College*...Started and contributed nine tackles.  
*Virginia*...Started and contributed five tackles.  
*UVa*...Returned a kickoff for 40 yards.  
*Pittsburgh*...Scored his first collegiate touchdown on a 22-yard fumble return.

**1996 Season**...Topped the incoming freshmen with a 38-inch vertical jump during initial testing...Began practice working at the field cornerback position, but got a look at both cornerback spots before the season started...Opened the season as a starter on the kickoff team and the punt return unit...Had 53 defensive snaps under his belt when an injury to starter Antonio Banks during the East Carolina game thrust him into the limelight...Went on to play 203 snaps over Tech's last four regular-season games. Finished with 32 total tackles and five passes broken up...Improved his vertical jump to 41 inches and turned in a 455-pound back squat during spring testing...Worked at the boundary cornerback spot during spring practice...Was in on five tackles during the annual spring game...Shared the Dr. Richard Bullock Award as the most improved defensive player with tackle Nat Williams.  
*Boston College*...Saw his first action on defense against Boston College and posted three tackles.  
*Temple*...Got 22 plays at corner and was in on four hits.  
*East Carolina*...Gave up a big play shortly after entering the ECU game...Bounced back to make some key plays, including a sack and an interception in the end zone.  
*Miami*...Made his first collegiate start, playing 68 snaps and registering seven tackles.  
*West Virginia*...Started and contributed five tackles against West Virginia.  
*Virginia*...Played 47 downs, posting six tackles, two passes broken up, a quarterback hurry and a fumble recovery.

**High School**...A receiver, quarterback, defensive back and tailback for Coach Al Morrell at Clewiston High...Lettered three seasons...Helped team to a 23-7 record and a district championship...An All-Southeast selection by The National Recruiting Advisor following the '95 season...Earned honorable mention 4A all-state honors his junior and senior years...A two-time all-district and all-area pick...Completed 44 of 86 passes as a senior for 856 yards and 11 touchdowns...Rushed for nine touchdowns and 412 yards, including 101 yards and three TDs in one outing...Caught 16 passes for 385 yards and seven TDs his junior year and added three interceptions on 'D'...Finished his career with 736 yards rushing, 887 yards passing and 613 yards on 24 pass receptions...Threw 12 career touchdown passes and added 10 more TDs on runs and nine as a receiver...Also lettered four years in basketball and three in track.

**Personal**...Anthony Queen Midget...Born 2/22/78 in Clewiston, FL...Son of Cheryl Midget and Anthony Midget, Sr...Enrolled in sociology.

Midget's College Statistics						
TACKLES	G	UT	AT	TOT.	SACKS	
1996	11	25	7	32	0-0	1-5
1997	10	39	9	48	1-6	0-0
1998	11	14	3	17	0-0	0-0
1999	11	19	5	24	1-4	0-0
<b>Career:</b>	<b>43</b>	<b>97</b>	<b>24</b>	<b>121</b>	<b>2-10</b>	<b>1-5</b>
INTERCEPTIONS	G	NO	YDS	AVG.	TD	LG
1996	1	1	0	0.0	0	0
1997	10	0	0	0.0	0	0
1998	11	0	0	0.0	0	0
1999	11	4	5	1.3	0	5
<b>Totals:</b>	<b>43</b>	<b>5</b>	<b>5</b>	<b>1.0</b>	<b>0</b>	<b>5</b>



Big-play receiver who can do a lot of things when the ball is in his hands...Simply referred to as a playmaker whether as a receiver or returner...One of the best athletes ever to wear a Trojan uniform...Has been timed at an astonishing 4.31 in the 40-yard dash during spring workouts...Is a very dangerous runner on the reverse and also displays the arm strength to be a threat on the option pass.

**1999 Season**...All-Southland Football League first-team choice by SportsPage.com... Caught 32 passes for 632 yards (19.8 avg.) and four touchdowns...Gained 122 yards with three scores on nine carries (13.6 avg.)...Returned 16 kickoffs for 371 yards (23.2 avg.) and had an 8-yard punt return.

*South Florida*...Ran for a 24-yard score and had an 80-yard touchdown grab.

*Middle Tennessee*...Scored on a 10-yard reverse.

*Northwestern State (La.)*...Caught 3 passes for 121 yards, including a 66-yard touchdown.

*Southwest Texas*...Had 6 receptions for 107 yards and a 59-yard score.

*Nicholls State*...Followed with a 28-yard touchdown catch.

*Jacksonville State*...Ran for a 62-yard touchdown and caught 2 passes for 51 yards.

*James Madison (NCAA Division 1-AA Playoffs)*...Gained 44 yards on a pair of catches.

*Florida A&M (1-AA Playoffs)*...Closed out his career with 3 receptions for 32 yards.

**1998 Season**...Made the successful transition to wide receiver after splitting time at quarterback in 1997...Led the team in receiving yards (343), TD receptions (3) and all-purpose yards (814), while tying for second on the team with 18 catches...Also led the team in kickoff return yardage, averaging 27 yards on 16 returns for 432 yards.

*Nicholls State*...Had a career-high 164 yards on 4 catches with an 80-yard touchdown and 226 all-purpose yards.

*Alabama*...Added a 41-yard scoring grab.

*Samford*...Followed with a 26-yard touchdown catch.

*Jacksonville State*...Caught 2 passes for 34 yards and ran for a 30-yard touchdown on a reverse.

**1997 Season**...Split time at quarterback with Adam Russell...Finished fourth on the team with 447 rushing yards on 97 attempts (4.6 yard average, ranking 10<sup>th</sup> in the SFL)...Completed 13 of 39 passes (33.3%) for 146 yards.

*Sam Houston*...Had a career-high 112 yards on 21 carries and scored the game-winning touchdown on a one-yard plunge to give TSU a 13-10 overtime win.

*Jacksonville State*...Rushed 12 times for 85 yards and a touchdown in the season finale.

**1996 Season**...Saw action as a wide receiver as a true freshman...Caught one pass for 40 yards and ran the reverse three times for 104 yards, including a 60 yarder.

**High School**...Passed for over 600 yards and ran for over 800 yards as a senior at North Clayton (College Park, Ga.) High.

**Personal**...Sociology major...Resides in Atlanta, Georgia.

### Philyaw's College Statistics

Year	GM	NO	YDS	AVG	TD	LG	R/PG	GM/AVG
1996	11	3	42	14.0	0	40	0.27	3.82
1997	11	Played Quarterback						
1998	11	18	343	19.1	3	80	1.64	31.18
1999	11	32	632	19.8	4	80	2.91	57.45
<b>Totals:</b>	<b>*44/33</b>	<b>53</b>	<b>1017</b>	<b>19.2</b>	<b>7</b>	<b>80</b>	<b>1.61</b>	<b>30.82</b>

NOTE...R/PG indicates receptions per game...GM/AVG indicates average yards gained per game...  
 \*GM/AVG is based on games at receiver only...GM stats also contain games at quarterback.

Year	KICKOFF RETURNS						PUNT RETURNS				
	NO	YDS	AVG	TD	LG	NO	YDS	AVG	TD	LG	
1996	1	13	13.0	0	13						
1998	16	432	27.0	0	52						
1999	16	371	23.2	0	55	1	8	8.0	0	8	
<b>Totals:</b>	<b>33</b>	<b>836</b>	<b>25.3</b>	<b>0</b>	<b>55</b>	<b>1</b>	<b>8</b>	<b>8.0</b>	<b>0</b>	<b>8</b>	

Year	RUSHING STATISTICS						PASSING STATISTICS						
	NO	YDS	AVG	TD	LG	ATT	COMP	YDS	PCT	TD	INT	LG	
1996	3	104	34.7	1	60								
1997	97	459	4.4	4	35	39	13	146	33.3	0	1	37	
1998	4	39	9.8	1	30								
1999	9	122	13.6	3	62	39	13	146	33.3	0	1	37	
<b>Totals:</b>	<b>113</b>	<b>724</b>	<b>6.4</b>	<b>9</b>	<b>62</b>	<b>39</b>	<b>13</b>	<b>146</b>	<b>33.3</b>	<b>0</b>	<b>1</b>	<b>37</b>	





DARRICK VAUGHN

CORNERBACK • 5-10 • 190

Rookie • Southwest Texas

Born 10-2-78

Acq: D7 - '00 (211th)

One of the premier deep coverage corners in college football...Fearless closing on the play...Can jam the receivers at the line, turn and break down field in a flash...Moves very well towards the receiver, showing great agility going up for the ball...Short-strider who comes out of his plants sharply...Does a superb job staying in the receiver's way on deep routes...Recently timed at 4.54 in the 40-yard dash...Dangerous punt returner, displays excellent avoidance skills racing down the sidelines.

**1999 Season**...All-American third-team and All-Southland Football League first-team selection by SportsPage.com...Team defensive co-captain...Lined up at right cornerback, recording 43 tackles (33 solos) with four pass deflections and four interceptions...Returned eight punts for 116 yards (14.5 avg.) and a touchdown.

*Midwestern State (Tex.)*...Set up a touchdown with a 42-yard punt return and posted 4 solo tackles.

*South Florida*...Followed with an interception.

*Stephen F. Austin*...Came up with a fourth down stop behind the line of scrimmage.

*Nicholls State*...Collected 7 tackles (4 solos) and intercepted a pair of passes.

*Jacksonville State*...Had 4 solo stops, including one for a 4-yard loss.

*Northwestern State (La.)*...Returned a punt 52 yards for a touchdown and came up with 7 tackles (4 solos).

*Southern Utah*...Added 6 hits (4 solos) and a pair of pass deflections.

*Sam Houston*...Closed out his career by picking off a pass to set up the team's game-winning scoring drive in a 20-14 decision.

**1998 Season**...All-SFL first-team selection...Team defensive co-captain...Started every game at right cornerback, coming up with 42 tackles (27 solos) and a fumble recovery...Deflected four passes and intercepted three others...Also recovered a fumble...Returned 12 punts for 58 yards (4.8 avg.).

*Nicholls State*...Blocked a punt, advancing the ball 12 yards and made a season-high 7 tackles.

*Troy State*...Deflected a pass, picked off another and delivered 5 hits.

*Nicholls State*...Registered 6 tackles with a fumble recovery and an interception.

*Southern Illinois*...Made 5 tackles and deflected a pass near the goal line to preserve a 30-25 win.

**1997 Season**...Lined up at right cornerback, recording 47 tackles (36 solos) with an assisted sack for a 6-yard loss and a stop behind the line of scrimmage...Deflected 10 passes and intercepted another...Also caused a fumble.

*Nicholls State*...Batted away 2 passes and was in on a season-high 9 tackles.

*Hofstra*...Made 6 tackles with a pass break-up and assisted in sacking QB Giovanni Carmazzi for a 6-yard loss.

*Troy State*...Had 5 tackles, including a stop behind the line of scrimmage.

*Southern Utah*...Picked off a pass and deflected 2 others.

**1996 Season**...Saw limited action, finishing with 4 solo tackles.

*McNeese State and Stephen F. Austin*...Credited with a pair of tackles in both games.

**High School**...Lettered in football at Nimitz (Aldine, Tex.) High...Recorded 50 tackles his senior season, including six fumble recoveries and two caused fumbles...Also had three interceptions and one quarterback sack...Lettered twice in track and field and was team MVP as a senior.

**Personal**...Exercise and Sports Science major...Born 10/02/78 in Houston, Texas...Resides in Aldine, Texas.

#### Vaughn's College Statistics

Year	GP/GS	TK	Solos	Asst	FR	FC	INT's	TFL	PBU	SACK
1996	05/00	4	4	0	0	0	0	0-0	0	0.0-0
1997	11/11	47	36	11	0	1	1	1-1	10	0.5-6
1998	11/11	42	27	15	1	0	3	0-0	4	0.0-0
1999	11/11	43	33	10	0	0	4	2-6	4	0.0-0
<b>Totals:</b>	<b>38/33</b>	<b>136</b>	<b>100</b>	<b>36</b>	<b>1</b>	<b>1</b>	<b>8</b>	<b>3-7</b>	<b>18</b>	<b>0.5-6</b>
INTERCEPTION RETURNS						PUNT RETURNS				
Year	No	Yds	Avg	TD	LG	No	Yds	Avg	TD	LG
1997	1	0	0.0	0						
1998	3	0	0.0	0	0	12	58	4.8	0	12
1999	4	1	0.3	0	1	8	116	14.5	1	52
<b>Totals:</b>	<b>8</b>	<b>1</b>	<b>0.1</b>	<b>0</b>	<b>1</b>	<b>20</b>	<b>174</b>	<b>8.7</b>	<b>1</b>	<b>52</b>



**JAKE ARIANS** Kicker 5-11, 203 Alabama-Birmingham

Signed by the Falcons on April 17, 2000...Ranked fourth all-time in scoring at UAB with 168 points, second all-time in field goals made with 29, second in PAT's with 81 and first in PAT percentage at .942 (81-86)...Hit 12-15 field goals, including his last seven attempts in-a-row as a senior...Boomed 26 of his 44 kickoffs into the end zone for touchbacks...Connected on his final collegiate attempt from 37-yards to give UAB a 23-20 overtime victory over Tulane...Also had an overtime game-winning field goal at Cincinnati from 42-yards away...Earned Conference USA Special Teams Player of the Week honors after going 3-3 on field goals and added three PAT's in the Blazers' upset victory over East Carolina last year...Tied his career-long with a 47-yarder vs. Virginia Tech...Competed in the Blue-Gray Classic...**Personal:** Three-year letterwinner and two-year starter at Starkville (MS) High School...Team was undefeated at 30-0 during his junior and senior seasons, winning the 4A state title in 1994 and 1995...Kicked a school-record 53-yarder...Two-time All-District selection...Also lettered in baseball and soccer...Father, Bruce, is the quarterbacks coach with the Indianapolis Colts and also played college football at Virginia Tech...Sociology major...Born Jacob Bruce Arians on January 26, 1978 in Blacksburg, Va.



**ADRIANO BELLI** Defensive Tackle 6-5, 289 Houston

Signed by the Falcons on April 17, 2000...Started all 11 games at defensive tackle and made 23 tackles...The defense finished 25th in the nation overall and 20th against the run...Only one back topped 100-yards in a game against Houston's defense...Had five tackles in win over Rice...Also totaled four stops against Louisville...As a junior in 1998 he started 11 games at defensive end...Finished eighth on team with 53 tackles, including 20 solo stops...Tied for ninth in league and ranked second on team with four sacks...Credited with six tackles for a loss of 20 yards...Made a season-high eight tackles at East Carolina...In 1997, he amassed 22 tackles in all 11 games for Cougars...At Southern Miss, he notched five tackles in a season-best...**Personal:** Born on August 25, 1977.



**REGINALD DOSTER** Cornerback 5-9, 185 Central Florida

Signed by the Falcons on February 9, 2000...Competed in the Oakland Raiders training camp in 1999 after begin signed as a rookie free agent...A four-year letterman at the University of Central Florida...Started first three games of 1998 at cornerback and the last eight games at safety...Third leading tackler for the Knights with 67 total tackles as a senior...Picked off one pass...Started all 11 games as a junior...Received Central Florida's Outstanding Defensive Back Award...Recorded two interceptions and credited with 59 tackles...Posted three eight tackle games vs. Mississippi, Nebraska and Auburn...Switched from wide receiver to defensive back as a sophomore in 1996...Started all 11 games at cornerback, registering one interception and finished fifth on the team with 59 tackles...Played in all 11 games as redshirt freshman at wide receiver in 1995...Caught 25 passes for 350 yards and one touchdown in lone season at wide out, hauling in passes from Vikings first round pick QB Daunte Culpepper...**Personal:** Pre-med major at Central Florida...Born January 2, 1976.



**RYAN JOHANNINGSMEIER** Guard 6-7, 304 Colorado

Signed by the Falcons on April 17, 2000...A first-team all-Big 12 selection by the league coaches as a senior in 1999, starting all 12 games including the Insight.com Bowl to end his collegiate career with a team-leading 33 consecutive games...Also an honorable mention All-America choice by the Football News...Earned the team's "Hang Tough" award for overcoming the most adversity, as he battled through injury the entire season, playing with a broken navicular bone in his wrist...As a junior in 1998, started three games at right tackle, five at center and four at left tackle and earned honorable mention All-Big 12 honors...Started 10 of 11 games as a sophomore in 1997 at right tackle...Saw action in nine games in 1996, the last six at tight end where he was moved due to injuries...Redshirted in 1995...**Personal:** Earned All-America recognition from numerous publications at Centaurus High School in Louisville, Colorado...Majored in Business at Colorado with a minor in entrepreneurial and small business management...His father (B.J.) played college football at Colorado State University and spent three years in the NFL with Green Bay and Denver...Born January 22, 1977 in Fort Collins, Colorado.



**DOUG JOHNSON** Quarterback 6-2, 226 Florida

Signed by the Falcons on April 17, 2000...Started 22 games for the nationally-ranked Florida Gators in tough SEC from 1996-99...Only Shane Mathews (74, 1989-92) and Danny Wuerffel (114, 1993-96) threw for more touchdowns in Florida history as he totaled 62 career passing touchdowns...Threw for seven touchdowns in a game vs. Central Michigan as a sophomore and totaled 460 passing yards vs. Vanderbilt as a junior...Completed 504 out of 907 passes (55.6%) for 7,114 yards, sixth-best on the school's all-time charts, for his career...As a senior, completed 190 of 337 passes (56.4%) for 2,574 yards with 20 touchdowns in nine starts...Averaged 223.9 yards per-game in total offense in 1999...Threw for four touchdowns each in season opener vs. Western Michigan and the following week vs. Central Florida...Hit on 21 of 44 passes for 343 yards and a pair of touchdowns to help Florida defeat Tennessee 23-21...Completed 22 of 31 passes for 309 yards with four touchdowns vs. Alabama...Closed out career by completing 24 of 50 attempts for 288 yards with 12, 8 and 39 yard touchdown passes vs. Michigan State in Citrus Bowl...Appeared in ten games with five starts during his junior season in 1998 and completed 154 of 274 passes for 2,346 yards with 19 touchdowns...Threw for career-best five touchdowns vs. Kentucky (22-34-286 yards)...Completed 24 of 39 passes for 460 yards with four touchdowns, including a 59-yarder vs. Vanderbilt...Only Wuerffel (462) threw for more yards in a single game in Florida history...Hit on 25 of 34 throws for 298 yards and two touchdowns vs. Georgia...Played in nine games in 1997, completing 148 of 269 passes for 2,023 yards and 21 touchdowns as a sophomore...**Personal:** A second round choice in the 1996 Major League baseball draft by Tampa Bay Devil Rays and played as an infielder in their minor league system in summers of 1996 and 1997...First-team All-America selection at Buchholz (Gainesville, Fla.) High School...Gainesville Sun Area Offensive Player of the Year in 1995 after leading Buchholz to state semifinals in class 5A...As a senior, he completed 160 of 275 passes for 2,234 yards and 18 scores...Hit .407 with 12 home runs and 42 RBI in 1996 while setting school records for home runs in a season and RBI in a career...Was 7-1 on the mound with a 0.98 ERA...Sports Management major...Son of Donna and Doug Johnson...Born on October 27, 1977 in Gainesville, Fla.



**DOUG MILLER** Defensive Line 6-3, 281 Howard

Signed by the Falcons on April 17, 2000...Originally walked on at Howard in the spring of 1997 and was awarded a full scholarship after dominating his opponents throughout the spring...In 1997, recorded 22 solos tackles, six tackles for a loss, three sacks and one interception in only seven games while splitting time with current Baltimore Ravens DL Marques Douglas...Last season, was named conference's Defensive Player of the Week, after compiling two and a half sacks and six tackles for a loss against Florida A&M...Was named first-team All Conference after leading the conference in tackles for a loss with 25 and chalking up 16.5 sacks...**Personal:** A converted linebacker...Born October 12, 1975 in Tampa, Florida.



**DALLAS NEIL** Punter/Tight End 6-4, 215 Montana

Averaged 39.9 yards on 30 punts as a senior with a 65-yard long...Also added long kicks of 58, 54, 49 and 47 yards during his final season at Montana... Punted twice for 105 yards and a 52.5 average vs. Weber State...Averaged 42 yards per kick with five punts for 210 yards vs. Northern Arizona...Dropped 13 punts inside the 20-yard line...As a tight end caught 14 passes for 183 yards with three touchdowns in 1999...Averaged 40.0 yards a punt as a junior...Snared a career-best 23 passes for 245 yards and two touchdowns from his tight end position...An All-Big Sky academic team member in 1995, 1996 and 1998 with a 3.86 GPA...**Personal:** Earned seven letters two in football, basketball and golf at Great Falls High School and was named a co-captain in football his senior season...Set a school record by averaging 41.9 yards per punt and was the MVP of the 1995 Montana Shrine Game from his quarterback position...A first-team All-State punter and an honorable mention All-America by USA Today...Also an honorable mention All-State quarterback in 1993 and 1994 seasons...Pre-med major...Born on September 30, 1976.



**MATT O'NEAL** Center 6-3, 278 Oklahoma

Starter for two seasons at center for Oklahoma...Served as a game captain as a senior...Allowed just two sacks with only one penalty during his senior season in 1999, picking up third team all-conference honors from the Big 12 Conference coaches...Transferred to Oklahoma from Palomar Community College where he played during his freshman and sophomore seasons...Was named team MVP as a freshman...Played in the Senior Bowl following his collegiate career...**Personal:** Was a sociology major...Brother, Chris, was an All-American at Northern Illinois...Born May 5, 1977 in San Diego, California.



**DEREK RACKLEY** Tight End 6-5, 260 Minnesota

Played in all 11 games after returning to school after completing his undergraduate degree in 1998...Handled the long snapping duties on the Golden Gopher punt coverage unit...Caught first career pass in Minnesota's win over Illinois State on a 44-yard gain to set up a touchdown...Made four tackles on special teams, including three solos...Saw action in a total of 134 plays...Earned four letters at Minnesota...**Personal:** Named to the 1999 Academic All-Big Ten team...Native of Apple Valley, Minnesota...Worked at General Mills as a sales management associate in addition to taking post-graduate courses while playing for Golden Gophers during his last season...Born on July 18, 1977.



**BRIAN SAXTON** Tight End 6-6, 265 Boston College

Signed by the Falcons on February 3, 2000 and immediately assigned to the Frankfurt Galaxy of NFL Europe...Originally signed by the New York Giants as a rookie free agent in 1995...Spent the 1995 season on the Giants' practice squad under Dan Reeves...Made the Giants 53-man roster in 1996 and appeared in 16 games with three starting assignments...Finished the year with four receptions for 31 yards...Waived by the Giants prior to the start of the 1997 season and then signed with the Falcons for the final three games...Went to

training camp with the Falcons in 1998 before being waived and spent that season and the 1999 season out of football. **Personal:** Born on May 3, 1972...Once threw one inning against the Boston Red Sox in an exhibition game while pitching for Boston College...An All-Conference and All-Morris County selection at Whippany Park (N.J.) High School...Holds school record for rebounds in a game with 29...Earned a B.S. degree in marketing and a Masters in human development from BC.



**SAM SIMMONS** Defensive End 6-6, 272 Arkansas-Pine Bluff

Signed by the Dallas Cowboys as a rookie free agent in 1999 but was waived in training camp...Signed by Falcons on January 7, 2000... Sat out his senior season at Arkansas-Pine Bluff due to eligibility problems after the school moved from NAIA to NCAA Division II...Earned All-SWAC honors as a junior after finishing second on the team with 63 tackles, 20 tackles for loss, four passes defended, a fumble recovery and a SWAC leading 10.5 sacks...Moved from linebacker to defensive end and recorded 24 tackles and three sacks despite being hampered with

a shoulder injury as a sophomore...Totaled 47 tackles as a freshman linebacker. **Personal:** Attended Druid Hills High School in Atlanta...Born on January 2, 1975.



**BRIAN SMITH** Linebacker 6-3, 252 Alabama-Birmingham

Originally signed by the San Francisco 49ers as a rookie free agent on April 23, 1999...Waived by the 49ers on September 5, 1999...Signed by the Falcons to the practice squad on November 2, 1999...Played for the Scottish Claymores in NFL Europe in spring of 2000...Three-year starter at linebacker for Alabama-Birmingham...Finished his career ranked fifth with 248 tackles, while starting all 33 games...Declared himself eligible for the draft following his junior season where he totaled 89 tackles, 14 tackles for loss and three sacks...Posted 10

tackles vs. Nebraska and a season-high 14 stops vs. Tennessee during junior season...Put his name in the school record book by accounting for 114 tackles as a sophomore...Recorded a career-high 17 tackles in a game vs. Arizona...**Personal:** Born George Brian Smith in Rome, Ga. on February 25, 1978...Cousin is former NFL player Ray Donaldson (Seahawks and Cowboys)...Two-way performer at Pepperell High...Finished prep career with 236 tackles and 25 sacks...Rushed for 1,338 yards as a senior...Set state of Georgia single-game record with 54 carries as a junior...Amassed 3,266 yards rushing with 42 career touchdowns as prep.



**MAURICE SMITH** Running Back 6-2, 236 North Carolina A & T

Led the team in rushing with 1,022 yards on 167 carries in 1999, including five 100-yard rushing games and six touchdowns, as a senior...Played in only five games as a junior in 1998 after emerging as the school's second leading rusher in 1997 with 476 yards with three rushing touchdowns as a sophomore...Played sparingly as a freshman in 1996 but had a 50-yard run vs. Winston-Salem State (9-7-96)...**Personal:** Majored in Agricultural and Biosystems Engineering...One of eight children with four brothers and three sisters...Born on September 7, 1976 in Palmyra, North Carolina.



**DWAYNE STUKES** Cornerback 5-11, 185 Virginia

Rebounded from injury plagued hamstring problems that slowed his 1998 season to play in eight games and record 17 solo tackles in his senior campaign...Was slowed by an ankle injury that occurred in the spring practice sessions as a senior...Played in nine games with five starts in 1998 and had two interceptions vs. North Carolina...Moved into the starting cornerback spot as a sophomore in 1997, finishing with 54 total tackles and two interceptions...Also had first two-interception game vs. Duke as a sophomore...Played in 10 of 11 games as a freshman as a reserve defensive back and on special teams...Was redshirted in 1995...Also a good special teams player through his collegiate career...**Personal:** An honor student, who majored in history...Awarded the Virginia Student Aid Foundation's Gretchen Savin MacIllwaine Football Scholarship, given for outstanding academic achievement...Was a four-year starter at McDonogh High School in Baltimore, Maryland...Born Charles Dwayne Stukes on January 24, 1977 in Portsmouth, Virginia.



**STEVE VAGEDES** Wide Receiver 6-3, 217 Ohio Northern

Was an AFC All-America punter in 1998 and an All-America receiver in 1999 following his senior season that saw him finish with 70 receptions for 1,506 yards with 15 touchdowns...As a junior in 1998, Vagedes caught 55 passes for 1,220 yards and 20 touchdowns...Holds 15 school records...Finished with 100-plus yards receiving in 22 of his 33 starts...He is the school's all-time leader in receptions with 145, receiving yards with 3,036, touchdowns with 43 and all-purpose yards with 3,182...Also holds the school's career punting record with a 44.5-yard average...Set a school record with 222 yards receiving as a sophomore in 1997 and was second on the team with 818 all-purpose yards, including 807 receiving yards...**Personal:** Born September 2, 1976.



**JAMIE WU** Guard 6-2, 328 Maryland

Two-year starter on offensive line, which reduced sacks by 50% in 1998 and nearly 70% again in 1999...All-ACC second-team as a senior...Co-captain for Terps who started every game at right guard in 1999...Helped guide Maryland's 12<sup>th</sup> ranked rushing offense while allowing just 11 sacks...Recipient of Maryland's Lineman of the Year and "Iron Man Award"...Protected the nation's second-ranked freshman quarterback and created running room for country's fifth-rated runner...Honored with the Cook Memorial Award as the senior with the highest grade point average...Timely blocks sprung Terp runners to gain 345 yards on the ground and 582 total yards vs. Western Carolina...Graded out 94% and made eight knockdown blocks to earn ACC Lineman of the Weeks honors as Maryland accounted for 286 yards on the ground vs. North Carolina...Started every game in 1998...Helped make the Terps rushing game one of the nation's most improved as the team averaged 161.2 yards per game...Saw limited action as a sophomore after making the transition from defensive to offensive line...Worked at both guard positions and center during spring workouts...Registered eight tackles in five games on the d-line...**Personal:** All-American choice by Street & Smith's at St. Charles (Ill.) High School...Team captain and conference MVP as a senior...All-American and All-State performer in track...Maintained a 4.0 GPA...Art studio major...Born Jamieson R. Wu on September 18, 1977.

# How The Falcons Were Built

YEAR	DRAFT (30)	COLLEGE FREE AGENTS (15)	TRADE (1)	VETERAN FREE AGENTS (39)
1987		Jessie Tuggle		
1992	Bob Whitfield (1)			
1994	Jamal Anderson (7)			Terance Mathis (NYJ)
1995	Travis Hall (6)			Dan Stryzinski (TB) Morten Andersen (NO)
1997	Michael Booker (1) Byron Hanspard (2) O. J. Santiago (3) Henri Crockett (4) Calvin Collins (6) Tony Graziani (7)		Chris Chandler (Hous)	Ronnie Bradford (ARI) Ray Buchanan (IND) Bob Christian (CAR) Gary Downs (NYG) Shane Dronett (DET) Brian Kozlowski (NYG)
1998	Keith Brooking (1) Bob Hallen (2) Jammi German (3) Omar Brown (4) Tim Dwight (4) Elijah Williams (6) Ephraim Salaam (7) Ken Oxendine (7)	Jose Portilla		Ronnie Harris (SEA) Rod Monroe (DAL)
1999	Patrick Kerney (1) Reggie Kelly (2) Jeff Paulk (3) Johndale Carty (3) Eugene Baker (5) Jeff Kelly (6) Todd McClure (7)	Derrick Gardner		Chris Calloway (NYG) Marty Carter (Chicago) Ben Huff Ed Jasper (Philadelphia) Danny Kanell (NYG) Whit Marshall Gerald McBurrows (STL) Pellom McDaniels (KC) Winslow Oliver (CAR) Evan Pilgrim (TEN) Wally Richardson Shawn Swayda
2000	Travis Claridge (2) Mark Simoneau (3) Michael Thompson (4) Anthony Midget (5) Mareno Philyaw (6) Darrick Vaughn (7)	Jake Ariens Adriano Belli Ryan Johanningmeier Doug Johnson Doug Miller Dallas Neil Matt O'Neil Derek Rackley Maurice Smith Dwayne Stukes Steve Vagedes Jamie Wu		Ashley Ambrose (NO) Alex Bernstein Marcus Buckley (NYG) Kerry Cooks Reginald Doster Chris Draft Emil Ekiyor Brian Finneran Shawn Jefferson (NE) Kamil Loud (BUF) Ozell Powell Anthony Redmon (CAR) Brian Saxton Sam Simmons Brady Smith (NO) Brian Smith

## 1999 RECORD

4-4	.....	At Home
1-7	.....	On the Road
5-7	.....	On Artificial Turf
0-4	.....	On Natural Grass
5-5	.....	In Domes
1-1	.....	In 3-Point Games
0-0	.....	In 2-Point Games
0-0	.....	In 1-Point Games
3-0	.....	When Scoring 30 or More Points
2-7	.....	When Allowing 20 or More Points
4-2	.....	When Leading at Halftime
1-9	.....	When Trailing at Halftime
0-0	.....	When Tied at Halftime
4-2	.....	When Leading Going into the Fourth Quarter
1-9	.....	When Trailing Going into the Fourth Quarter
0-0	.....	When Tied Going into the Fourth Quarter
3-1	.....	When Falcons Score First
2-10	.....	When Opponent Scores First
4-4	.....	vs. NFC West
5-7	.....	vs. NFC
0-4	.....	vs. AFC

# FINAL 1999 REGULAR-SEASON STANDINGS

## AMERICAN FOOTBALL CONFERENCE

## NATIONAL FOOTBALL CONFERENCE

### Eastern Division

	W	L	T	Pct.	Pts.	OP
Indianapolis	13	3	0	.813	423	333
*Buffalo	11	5	0	.688	320	229
*Miami	9	7	0	.563	326	336
N.Y. Jets	8	8	0	.500	308	309
New England	8	8	0	.500	299	284

### Central Division

	W	L	T	Pct.	Pts.	OP
Jacksonville	14	2	0	.875	396	217
*Tennessee	13	3	0	.813	392	324
Baltimore	8	8	0	.500	324	277
Pittsburgh	6	10	0	.375	317	320
Cincinnati	4	12	0	.250	283	460
Cleveland	2	14	0	.125	217	437

### Western Division

	W	L	T	Pct.	Pts.	OP
Seattle	9	7	0	.563	338	298
Kansas City	9	7	0	.563	390	322
San Diego	8	8	0	.500	269	316
Oakland	8	8	0	.500	390	329
Denver	6	10	0	.375	314	318

### Eastern Division

	W	L	T	Pct.	Pts.	OP
Washington	10	6	0	.625	443	377
*Dallas	8	8	0	.500	352	276
N.Y. Giants	7	9	0	.438	299	358
Arizona	6	10	0	.375	245	382
Philadelphia	5	11	0	.313	272	357

### Central Division

	W	L	T	Pct.	Pts.	OP
Tampa Bay	11	5	0	.688	270	235
*Minnesota	10	6	0	.625	399	335
*Detroit	8	8	0	.500	322	323
Green Bay	8	8	0	.500	357	341
Chicago	6	10	0	.375	272	341

### Western Division

	W	L	T	Pct.	Pts.	OP
St. Louis	13	3	0	.813	526	242
Carolina	8	8	0	.500	421	381
Atlanta	5	11	0	.313	285	380
San Francisco	4	12	0	.250	295	453
New Orleans	3	13	0	.188	260	434

\* Wild-Card qualifier for playoffs

Miami was third Wild Card ahead of Kansas City based on better record against common opponents (6-1 to Chiefs' 5-3).

New York Jets finished ahead of New England based on better division record (4-4 to Patriots 2-6).

Seattle finished ahead of Kansas City based on head-to-head sweep (2-0).

San Diego finished ahead of Oakland based on better division record (5-3 to Raiders' 3-5).

Dallas was second Wild Card based on better record against common opponents (3-2 to Lions' 3-3) and better conference record than Carolina (7-5 to Panthers' 6-6).

Detroit was third Wild Card based on better conference record than Green Bay (7-5 to Packers' 6-6) and better conference record than Carolina (7-5 to Panthers' 6-6).

## 1999 NFL POSTSEASON AT A GLANCE

Home team in CAPS

### AFC Wild Card Playoff Games

TENNESSEE 22, Buffalo 16

Miami 20, SEATTLE 17

### NFC Wild Card Playoff Games

WASHINGTON 27, Detroit 13

MINNESOTA 27, Dallas 10

### AFC Divisional Playoff Games

JACKSONVILLE 62, Miami 7

Tennessee 19, INDIANAPOLIS 16

### NFC Divisional Playoff Games

TAMPA BAY 14, Washington 13

ST. LOUIS 49, Minnesota 37

### AFC Championship Game

Tennessee 33, JACKSONVILLE 14

### NFC Championship Game

ST. LOUIS 11, Tampa Bay 6

### Super Bowl XXXIV at Georgia Dome, Atlanta, Georgia

St. Louis (NFC) 23, Tennessee (AFC) 16

### AFC-NFC Pro Bowl at Aloha Stadium, Honolulu, Hawaii

NFC 51, AFC 31

# 1999 Regular Season Offensive Statistics

## RESULTS AND ATTENDANCE (Actual)

**Won 5, Lost 11**

Date	W-L	Score	OT	Opponent	Attendance
09/12	L	14-17		Minnesota	69,555
09/20	L	7-24		at Dallas	63,663
09/26	L	7-35		at St. Louis	63,253
10/03	L	13-19	OT	Baltimore	50,712
10/10	W	20-17		at New Orleans	57,289
10/17	L	13-41		St. Louis	51,973
10/25	L	9-13		at Pittsburgh	58,141
10/31	W	27-20		Carolina	52,594
11/07	L	7-30		Jacksonville	68,466
11/21	L	10-19		at Tampa Bay	65,158
11/28	L	28-34		at Carolina	55,507
12/05	W	35-12		New Orleans	62,568
12/12	L	7-26		at San Francisco	67,465
12/19	L	17-30		at Tennessee	66,196
12/26	W	37-14		Arizona	47,074
01/03	W	34-29		San Francisco	57,980

## SCORE/PERIODS Q1 Q2 Q3 Q4 OT PTS

SCORE/PERIODS	Q1	Q2	Q3	Q4	OT	PTS
<b>FALCONS</b>	52	94	73	66	0	285
<b>OPPONENTS</b>	75	156	59	84	6	380

## SCORING TD Ru Pa Rt K-PAT FG S PTS

SCORING	TD	Ru	Pa	Rt	K-PAT	FG	S	PTS
Andersen	0	0	0	0	34/34	15/21	0	79
Dwight	9	1	7	1			0	54
Christian	7	5	2	0			0	42
Mathis	6	0	6	0			0	36
German	3	0	3	0			0	18
Kozlowski	2	0	2	0			0	12
Oxendine	2	1	1	0			0	12
Buchanan	1	0	0	1			0	6
Calloway	1	0	1	0			0	6
Chandler	1	1	0	0			0	6
Hanspard	1	1	0	0			0	6
Oliver	1	0	0	1			0	6
<b>FALCONS</b>	34	9	22	3	34/34	15/21	1	285
<b>OPPONENTS</b>	43	18	20	5	40/40	26/35	1	380

## TEAM STATISTICS

	Atl.	Opp.
TOTAL FIRST DOWNS	273	293
Rushing	68	111
Passing	179	149
Penalty	26	33
3rd Down: Made/Att	68/196	86/220
3rd Down Pct.	34.7	39.1
4th Down: Made/Att	5/14	8/18
4th Down Pct.	35.7	44.4
POSSESSION AVG.	28:44	31:16
TOTAL NET YARDS	4542	5223
Avg. Per Game	283.9	326.4
Total Plays	931	995
Avg. Per Play	4.9	5.2
NET YARDS RUSHING	1196	2072
Avg. Per Game	74.8	129.5
Total Rushes	373	487
NET YARDS PASSING	3346	3151
Avg. Per Game	209.1	196.9
Sacked/Yards Lost	49/345	40/258
Gross Yards	3691	3409
Att./Completions	509/278	468/274
Completion Pct.	54.6	58.5
Had Intercepted	19	12
PUNTS/AVERAGE	80/39.5	72/39.9
NET PUNTING AVG.	80/37.1	72/33.1
PENALTIES/YARDS	110/968	126/980
FUMBLES/BALL LOST	24/16	16/6
TOUCHDOWNS	34	43
Rushing	9	18
Passing	22	20
Returns	3	5

## 2-Pt. Conversions:

<b>FALCONS</b>	0-0
<b>OPPONENTS</b>	1-2

**SACKS:** Smith 10.0, Dronett 6.5, Archambeau 5.5, Hall 4.5, Tuggle 3.5, Kerney 2.5, Brooking 2.0, Crockett 1.5, Buchanan 1.0, McBurrows 1.0, Sauer 1.0.

<b>FALCONS</b>	40.0
<b>OPPONENTS</b>	49.0

## RUSHING No. Yds. Avg. Long TD

J. Anderson	410	1846	4.5	48	14
Oxendine	141	452	3.2	20	1
Hanspard	136	383	2.8	15	1
Christian	38	174	4.6	33t	5
Anderson	19	59	3.1	20	0
Chandler	16	57	3.6	14	1
Oliver	8	32	4.0	10	0
Dwight	5	28	5.6	9	1
Graziani	9	11	1.2	10	0
Mathis	1	0	0.0	0	0
<b>FALCONS</b>	373	1196	3.2	33t	9
<b>OPPONENTS</b>	487	2072	4.3	58	18



# 1999 Regular Season Offensive Statistics

RECEIVING						PUNT RETURNS						
No.	Yds.	Avg.	Long	TD		Ret	FC	Yds.	Avg.	Long	TD	
Mathis	81	1016	12.5	52	6	Dwight	20	12	220	11.0	70	1
Christian	40	354	8.9	36	2	Oliver	12	5	152	12.7	58	1
Dwight	32	669	20.9	60	7	<b>FALCONS</b>	32	17	372	11.6	70	2
Calloway	22	314	14.3	33	1	<b>OPPONENTS</b>	26	34	119	4.6	30	0
Oxendine	17	172	10.1	32	1							
Santiago	15	174	11.6	46	0							
German	12	219	18.3	62	3	KICKOFF RETURNS						
Kozlowski	11	122	11.1	26	2	No.	Yds.	Avg.	Long	TD		
Harris	10	164	16.4	24	0	Dwight	44	944	21.5	40	0	
Hanspard	10	93	9.3	34	0	Oliver	24	441	18.4	28	0	
R. Kelly	8	146	18.3	50	0	E. Williams	3	37	12.3	18	0	
Oliver	8	74	9.3	14	0	Kozlowski	2	19	9.5	10	0	
Baker	7	118	16.9	36	0	German	1	1	1.0	1	0	
Anderson	2	34	17.0	32	0	Harris	1	5	5.0	5	0	
Still TM	2	14	7.0	10	0	Marshall	1	-2	-2.0	-2	0	
Monroe	1	8	8.0	8	0	<b>FALCONS</b>	76	1445	19.0	40	0	
<b>FALCONS</b>	278	3691	13.3	62	22	<b>OPPONENTS</b>	55	1221	22.2	10	2	
<b>OPPONENTS</b>	274	3409	12.4	90	20							

INTERCEPTIONS					
No.	Yds.	Avg.	Long	TD	
Buchanan	4	81	20.3	52	1
Robinson	3	7	2.3	7	0
McBurrows	2	64	32.0	41	0
Booker	2	10	5.0	10	0
Carter	1	4	4.0	4	0
<b>FALCONS</b>	12	166	13.8	52	1
<b>OPPONENTS</b>	19	365	19.2	91	3

PUNTING									
No.	Yds.	Avg.	Net	TB	In	Lg	B		
Stryzinski	80	3163	39.5	37.1	4	27	55	0	
Andersen	0	0	-	-	0	0	-	0	
<b>FALCONS</b>	80	3163	39.5	37.1	4	27	55	0	
<b>OPPONENTS</b>	72	2875	39.9	33.1	6	15	60	0	

PASSING													
Att	Cmp	Yds	Cmp%	Yds/Att	TD	TD%	Int	Int%	Long	Sack/Lost	Rating		
Chandler	307	174	2339	56.7	7.62	16	5.2	11	3.6	60	32/230	83.5	
Graziani	118	62	759	52.5	6.43	2	1.7	4	3.4	62	12/ 78	64.2	
Kanell	84	42	593	50.0	7.06	4	4.8	4	4.8	52	5/ 37	69.2	
Team	509	278	3691	54.6	7.25	22	4.3	19	3.7	62	49/345	76.7	
Opponents	468	274	3409	58.5	7.28	20	4.3	12	2.6	90	40/258	84.8	

### FIELD GOALS 1-19 20-29 30-39 40-49 50+

Andersen	1/1	5/5	5/8	4/6	0/1
<b>FALCONS</b>	1/1	5/5	5/8	4/6	0/1
<b>OPPONENTS</b>	0/0	12/14	7/10	3/7	4/4

Andersen:  
 (35N,39N)(49N)()(33N,41G,35G)(36G,  
 44G)(19G,25G)(47N)(39G,24G)()(28G)()((32G)  
 (28G,24G,41G)(50B,49G,38G)

Opponents:  
 (26B,36G,30N)(23G,47N)()(38N,38G,  
 26G)(28N,42G,49N)(22G,49G)(51G,25G)(31G,51G)  
 (27G,48B,24G,34G)(24G,26G,50G,53G)(30G,24G,  
 47N)(24G,34G)(23G,39B)(38G,27G,43G)()()



# 1999 Regular Season Defensive Statistics

## DEFENSIVE TACKLES

PLAYER	T	A	TOTAL
J. Tuggle	85	37	122
E. Robinson	65	53	118
M. Carter	57	52	109
K. Brooking	75	20	95
R. Buchanan	65	22	87
C. Smith	59	25	84
T. Hall	44	32	76
S. Dronett	37	30	67
H. Crockett	41	18	59
L. Archambeau	31	25	56
G. McBurrows	26	30	56
R. Bradford	45	10	55
E. Jasper	29	17	46
P. Kerney	25	19	44
C. Sauer	21	10	31
E. Williams	21	10	31
P. McDaniels	17	12	29
M. Booker	22	2	24
J. Kelly	14	3	17
S. Swayda	3	7	10
O. Brown	5	5	10
R. Hamilton	6	3	9
K. Thibodeaux	3	1	4
D. Gardner	3	0	3
B. Huff	2	1	3

## QUARTERBACK SACKS (40-260)

C. Smith	10.0-65.0
S. Dronett	6.5-32.0
L. Archambeau	5.5-36.5
T. Hall	4.5-30.0
J. Tuggle	3.5-20.5
P. Kerney	2.5-18.5
K. Brooking	2.0-15.0
H. Crockett	1.5-8.5
G. McBurrows	1.0-14.0
Team	1.0-10.0
C. Sauer	1.0-8.0
R. Buchanan	1.0-2.0

## SPECIAL TEAMS TACKLES

PLAYER	T	A	TOTAL
J. Carty	7	3	10
G. McBurrows	9	1	10
R. Harris	9	0	9
J. Kelly	9	0	9
E. Williams	8	0	8
O. Brown	7	0	7
C. Sauer	6	0	6
J. German	5	0	5
B. Kozlowski	3	1	4
B. Christian	2	1	3
D. Gardner	3	0	3
W. Marshall	2	0	2
K. Oxendine	1	0	1
K. Thibodeaux	1	0	1
R. Hamilton	1	0	1
W. Oliver	1	0	1

## BLOCKS (3)

S. Dronett	1
R. Buchanan	1
L. Archambeau	1

## DEFENSIVE FORCED FUMBLES (12)

C. Smith	6	J. Tuggle	1
J. Kelly	1	E. Williams	1
H. Crockett	1	T. Hall	1
E. Robinsin	1		

## DEFENSIVE FUMBLE RECOVERIES (6)

S. Dronett	1	C. Smith	1
M. Carter	1	T. Hall	1
J. Kelly	1	G. McBurrows	1

## PASSES DEFENSED (65)

R. Buchanan	12	J. Tuggle	2
T. Hall	9	E. Robinson	2
R. Bradford	8	E. Jasper	2
M. Carter	6	S. Swayda	1
M. Booker	5	S. Dronett	1
H. Crockett	4	P. McDaniels	1
L. Archambeau	3	E. Williams	1
K. Brooking	3	C. Smith	1
G. McBurrows	3	C. Sauer	1



# 1999 Game Reviews

## Game 1 MINNESOTA 17, FALCONS 14 At Atlanta, September 12, 1999

The Minnesota Vikings defeated the Falcons, 17-14, in a rematch of the 1998 NFC Championship game. The Falcons fell behind 17-0 in the second quarter before finally getting on the board with a touchdown late in the first half. After a scoreless third quarter, the Falcons closed the gap to 17-14 with a score early in the fourth quarter. The Falcons had a chance to tie the game with under four minutes remaining but PK Morten Andersen missed on a 39-yard attempt. The game featured two future hall of fame placekickers that combined to miss four out of five field goals. The Falcons demise was helped also by three first half turnovers. The Vikings got into position for their first field goal attempt on the first of three fumbles that the Falcons lost in the first half. Vikings LB Dwayne Rudd forced QB Chris Chandler to fumble on a six-yard sack and LB Ed McDaniel recovered for Minnesota at the Falcons 29-yard line. Vikings PK Gary Anderson's 26-yard field goal attempt was blocked by DT Shane Dronett to keep the Vikings off the score board. In the beginning of the second quarter, Chandler completed a 20-yard pass to WR Ronnie Harris. Harris was stripped of the ball by S Orlando Thomas to give the Vikings the ball. Cornerback Ray Buchanan was penalized 52 yards on a defensive pass interference call on the next play, resulting in a Vikings first down at the Falcons six-yard line. Three plays later, QB Randall Cunningham completed a two-yard pass to WR Cris Carter for a 7-0 lead. Kick returner Tim Dwight fumbled the ensuing kickoff, and the Vikings took over at the Falcons 21-yard line. Cunningham moved the Vikings to the 18-yard line to set up an Anderson 36-yard field goal and a 10-0 lead. The Falcons moved the ball to the Minnesota 18-yard line on the next series, but Andersen's 35-yard attempt sailed wide right. A 24-yard pass interference call against S Marty Carter aided a 74-yard drive by the Vikings that culminated with a one-yard touchdown run by RB Leroy Hoard to push Minnesota in front, 17-0. The Falcons started their next series with 1:48 remaining in the half and executed the two-minute drill. Chandler completed a 21-yard pass to Harris and an 11-yard pass to WR Chris Calloway for a first down at the Vikings 28-yard line. Following a defensive holding penalty against Minnesota, Chandler put the Falcons on the board with a 23-yard touchdown pass to Calloway. After a scoreless third quarter, the Falcons put together a 14-play, 61-yard drive that was capped by a one-yard touchdown run by FB Bob Christian to bring the Falcons within three points at 17-14. The Vikings missed a 30-yard field goal on their next series, but the Falcons failed to capitalize when they missed on a 39-yard field goal attempt. Chandler was hurt on the series with a hamstring injury. The Falcons got the ball back with two seconds remaining but failed to score on a flair pass from QB Tony Graziani to RB Jamal Anderson. Anderson was limited to 50 yards on 16 attempts. The Falcons became the first team to hold the Vikings to under 20 points since the 1997 season.

Vikings	0	17	0	0	17
Falcons	0	7	0	7	14

### SCORING DRIVES

Team	Qtr	Clock Time	SCORING PLAY	SCORE	
				Visitor	Home
VIKING	2	13:02	C. Carter 2 yd. pass from R. Cunningham (G. Anderson,kick)(2-58,0:52)	7	0
VIKING	2	10:23	G. Anderson 36 yd. Field Goal (5-3,2:26)	10	0
VIKING	2	1:48	L. Hoard 1 yd. run (G. Anderson,kick)(9-74,4:34)	17	0
FALCON	2	0:43	C. Calloway 23 yd. pass from C. Chandler (M. Andersen,kick)(5-80,1:05)	17	7
FALCON	4	13:18	B. Christian 1 yd. run (M. Andersen,kick)(10-61,5:18)	17	14

### LINEUPS

Minnesota Vikings				Atlanta Falcons			
OFFENSE		DEFENSE		OFFENSE		DEFENSE	
WR	84 R. Moss	DE	91 J. Burrough	WR	81 T. Mathis	DE	92 L. Archaibeau
WR	80 C. Carter	DT	94 T. Williams	T	70 B. Whitfield	DT	98 T. Hall
QB	7 R. Cunningham	DT	93 J. Randle	G	64 B. Hallen	DE	75 S. Dronett
RB	26 R. Smith	DE	92 D. Clemons	C	61 R. Tobeck	DE	90 C. Smith
WR	86 J. Reed	LB	52 K. Wong	G	69 G. Williams	LB	94 H. Crockett
T	73 T. Steussie	LB	58 E. McDaniel	T	74 E. Salaam	LB	58 J. Tuggle
G	64 R. McDaniel	LB	57 D. Rudd	WR	80 C. Calloway	LB	56 K. Brooking
C	62 J. Christy	CB	34 R. McDonald	QB	12 C. Chandler	CB	34 R. Buchanan
G	71 D. Dixon	CB	37 J. Hiltchcock	RB	32 J. Anderson	CB	23 R. Bradford
T	77 K. Stringer	S	24 R. Griffith	RB	44 B. Christian	S	25 M. Carter
TE	82 A. Glover	S	42 O. Thomas	TE	88 O. Santiago	S	41 E. Robinson

# 1999 Game Reviews

## FINAL INDIVIDUAL STATISTICS

Minnesota Vikings						Atlanta Falcons									
<b>RUSHING</b>						<b>RUSHING</b>									
L.Hoard	12	50	4.2	34	1	J.Anderson	16	50	3.1	20	0				
R.Smith	16	47	2.9	13	0	C.Chandler	3	21	7.0	14	0				
R.Cunningham	3	12	4.0	6	0	B.Hanspard	3	9	3.0	7	0				
R.Moss	1	6	6.0	6	0	B.Christian	1	1	1.0	1	1				
<b>Total</b>	<b>32</b>	<b>115</b>	<b>3.6</b>	<b>34</b>	<b>1</b>	<b>Total</b>	<b>23</b>	<b>81</b>	<b>3.5</b>	<b>20</b>	<b>1</b>				
<b>PASSING</b>						<b>PASSING</b>									
R.Cunningham	33	22	184	0/0	1	26	0	C.Chandler	30	17	258	2/12	1	46	0
								T.Graziani	1	1	32	0/0	0	32	0
<b>Total</b>	<b>33</b>	<b>22</b>	<b>184</b>	<b>0/0</b>	<b>1</b>	<b>26</b>	<b>0</b>	<b>Total</b>	<b>31</b>	<b>18</b>	<b>290</b>	<b>2/12</b>	<b>1</b>	<b>46</b>	<b>0</b>
<b>RECEIVING</b>						<b>RECEIVING</b>									
C.Carter	7	70	10.0	26	1			C.Calloway	5	84	16.8		23	1	
A.Glover	3	37	12.3	22	0			T.Mathis	4	40	10.0		14	0	
R.Moss	3	24	8.0	9	0			R.Harris	3	63	21.0		24	0	
R.Smith	3	6	2.0	4	0			O.Santiago	2	53	26.5		46	0	
L.Hoard	2	24	12.0	15	0			J.Anderson	2	34	17.0		32	0	
J.Reed	2	13	6.5	8	0			B.Christian	1	14	14.0		14	0	
C.Walsh	1	6	6.0	6	0			B.Kozlowski	1	2	2.0		2	0	
C.Crumpler	1	4	4.0	4	0										
<b>Total</b>	<b>22</b>	<b>184</b>	<b>8.4</b>	<b>26</b>	<b>1</b>			<b>Total</b>	<b>18</b>	<b>290</b>	<b>16.1</b>		<b>46</b>	<b>1</b>	
<b>INTERCEPTIONS</b>						<b>INTERCEPTIONS</b>									
Total	0	0		0	0			Total	0	0		0	0	0	
<b>PUNTING</b>						<b>PUNTING</b>									
M.Berger	3	121	40.3	1	1	46		D.Stryzinski	2	88	44.0	0	1	48	
<b>Total</b>	<b>3</b>	<b>121</b>	<b>40.3</b>	<b>1</b>	<b>1</b>	<b>46</b>		<b>Total</b>	<b>2</b>	<b>88</b>	<b>44.0</b>	<b>0</b>	<b>1</b>	<b>48</b>	
<b>PUNT RETURNS</b>						<b>PUNT RETURNS</b>									
D.Palmer	1	0		-1	-1	0		T.Dwight	0	1		0	0	0	
[DOWNED]	1	0		0	0	0		[DOWNED]	1	0		0	0	0	
								[TOUCHBACK]	1	0		0	0	0	
Returns	1	0		-1	0	0		Returns	0	1		0	0	0	
<b>KICKOFF RET.</b>						<b>KICKOFF RET.</b>									
D.Palmer	3	0		94	51	0		T.Dwight	3	0		67	27	0	
								[TOUCHBACK]	1	0		0	0	0	
Returns	3	0		94	51	0		Returns	3	0		67	27	0	
<b>Minnesota Vikings</b>						<b>Atlanta Falcons</b>									
<b>FUMBLES</b>						<b>FUMBLES</b>									
D.Rudd	0	0	0	0	0			FORCED	1	0	0	0	0	0	
E.McDaniel	0	0	0	0	0			OPP-REC	0	0	0	0	0	0	
O.Thomas	0	0	0	0	0			YDS	1	0	0	0	0	0	
R.Griffith	0	0	0	0	0			TD	0	0	0	0	0	0	
M.Berger	0	0	0	0	0			OUT-BDS	0	0	0	0	0	0	
<b>Total</b>	<b>0</b>	<b>0</b>	<b>0</b>	<b>0</b>	<b>0</b>			<b>Total</b>	<b>3</b>	<b>3</b>	<b>0</b>	<b>0</b>	<b>0</b>	<b>0</b>	
<b>Atlanta Falcons</b>						<b>Minnesota Vikings</b>									
<b>FUMBLES</b>						<b>FUMBLES</b>									
C.Chandler	1	0	0	0	0			FORCED	0	0	0	0	0	0	
R.Harris	1	0	0	0	0			OPP-REC	0	0	0	0	0	0	
T.Dwight	1	0	0	0	0			YDS	0	0	0	0	0	0	
<b>Total</b>	<b>3</b>	<b>0</b>	<b>0</b>	<b>0</b>	<b>0</b>			<b>Total</b>	<b>0</b>	<b>0</b>	<b>0</b>	<b>0</b>	<b>0</b>	<b>0</b>	

# 1999 Game Reviews

## FINAL TEAM STATISTICS

	Vikings	Falcons
TOTAL FIRST DOWNS	19	22
By Rushing	6	3
By Passing	9	16
By Penalty	4	3
THIRD DOWN EFFICIENCY	9-17-53%	5-11-45%
FOURTH DOWN EFFICIENCY	0-1-0%	0-0-0%
TOTAL NET YARDS	299	359
Total Offensive Plays (inc. times thrown passing)	65	56
Average gain per offensive play	4.6	6.4
NET YARDS RUSHING	115	81
Total Rushing Plays	32	23
Average gain per rushing play	3.6	3.5
Tackles for a loss - number and yards	3-5	7-13
NET YARDS PASSING	184	278
Times thrown - yards lost attempting to pass	0-0	2-12
Gross yards passing	184	290
PASS ATTEMPTS-COMPLETIONS-HAD INTERCEPTED	33-22-0	31-18-0
Average gain per pass play (inc. # thrown passing)	5.6	8.4
KICKOFFS Number-In End Zone-Touchbacks	4-4-1	3-1-0
PUNTS Number and Average	3-40.3	2-44
Had Blocked	0	0
FGs - PATs Had Blocked	1-0	0-0
Net punting average	33.7	44.5
TOTAL RETURN YARDAGE (Not Including Kickoffs)	-1	0
No. and Yards Punt Returns	1-1	0-0
No. and Yards Kickoff Returns	3-94	3-67
No. and Yards Interception Returns	0-0	0-0
PENALTIES Number and Yards	9-81	4-84
FUMBLES Number and Lost	0-0	3-3
TOUCHDOWNS	2	2
Rushing	1	1
Passing	1	1
EXTRA POINTS Made-Attempts	2-2	2-2
Kicking Made-Attempts	2-2	2-2
FIELD GOALS Made-Attempts	1-3	0-2
SAFETIES	0	0
FINAL SCORE	17	14
TIME OF POSSESSION	33:14	26:46

# 1999 Game Reviews

Game 2

## DALLAS 24, FALCONS 7

At Texas Stadium, September 20, 1999

The Falcons fell to an 0-2 record after a 24-7 Monday Night Football loss against the Cowboys at Texas Stadium. The Falcons were behind 17-7 and faced a first-and-goal from the Cowboys four-yard line with 1:06 remaining to play. QB Danny Kanell, who replaced QB Tony Graziani late in the third quarter, had the Falcons back in the game after a 17-0 deficit, following a 45-yard touchdown pass to WR Tim Dwight and then a 52-yard pass to WR Terance Mathis to get the Falcons in scoring position. But, after two incomplete passes in the end zone, Kanell's pass was intercepted by DE Greg Ellis, who raced 87 yards untouched for a touchdown to clinch a Cowboys, 24-7, victory. With Graziani replacing QB Chris Chandler, who was out with a hamstring injury, head coach Dan Reeves tried a flea-flicker on the Falcons' first offensive play. Graziani took the pitch back from RB Jamal Anderson and had WR Chris Calloway wide open with a clear path to the end zone. Calloway was shielded by a Cowboys receiver and the pass fell incomplete. Two plays later, Graziani was intercepted by LB Dexter Coakley, who went 43 yards on the return to set up a Dallas field goal for a 3-0 Cowboys lead. On the Falcons next series, another weapon was lost when Anderson fell with a season-ending knee injury. Byron Hanspard gained 76 yards on 19 carries for a 4.0-yard average as his replacement. Atlanta's only scoring chance in the first half occurred when the team reached the Cowboys 32-yard line, but PK Morten Andersen's 49-yard field goal attempt was short, putting Dallas in position for their second scoring opportunity. Dallas WR Raghb Ismail caught a slant pass and went 38 yards to the Falcons nine-yard line to set up a two-yard scoring run by RB Emmitt Smith for a 10-0 Dallas lead. After a scoreless third quarter, the second half got off to an inauspicious start when Graziani fumbled on a sack, allowing the Cowboys to take over at the Falcons 26-yard line. The Cowboys reached the seven-yard line where Smith scored his second touchdown run of the day to build a commanding 17-0 lead. Graziani, who finished seven of 16 for 90 yards with one interception gave way to Kanell late in the third quarter. Kanell finished with nine completions on 22 attempts for 172 yards with one touchdown and two interceptions. The Falcons defense limited QB Troy Aikman to just 10 completions on 22 attempts for 98 net yards passing and outgained the Cowboys in total yards, 316 to 231.

<b>Falcons</b>	0	0	0	7	7
<b>Cowboys</b>	10	0	7	7	24

### SCORING DRIVES

Team	Qtr	Clock Time	SCORING PLAY	SCORE	
				Visitor	Home
COWBOY	1	9:53	R.Cunningham 23 yd. Field Goal (4-4,1:18)	0	3
COWBOY	1	0:31	E.Smith 2 yd. run (R.Cunningham,kick)(7-60,4:08)	0	10
COWBOY	3	11:24	E.Smith 7 yd. run (R.Cunningham,kick)(4-26,1:56)	0	17
FALCON	4	4:00	T.Dwight 45 yd. pass from D.Kanell (M.Andersen,kick)(7-75,1:29)	7	17
COWBOY	4	0:46	G.Ellis 87 yd. interception return (R.Cunningham,kick)	7	24

### LINEUPS

Atlanta Falcons				Dallas Cowboys							
OFFENSE		DEFENSE		OFFENSE		DEFENSE					
WR	80	C.Calloway	LE	92	L.Archambeau	WR	81	R.Ismail	DE	97	K.Pittman
LT	70	B.Whitfield	LT	98	T.Hall	LT	76	F.Adams	DT	90	A.Spellman
LG	64	B.Hallen	RT	75	S.Dronell	LG	73	L.Allen	DT	95	C.Hennings
C	71	R.Toback	RE	90	C.Smith	C	53	M.Stepnoski	DE	98	G.Ellis
RG	69	G.Williams	SLB	94	H.Crockett	RG	67	E.McIver	SLB	54	D.Hambrick
RT	74	E.Salaam	MLB	58	J.Tuggle	RT	66	T.Hulson	MLB	56	R.Godfrey
TE	88	O.J.Santiago	WLB	56	K.Brooking	TE	89	D.LaFleur	WLB	52	D.Coakley
WR	81	T.Mathis	LCB	34	R.Buchanan	WR	88	M.Irvin	LCB	23	K.Mathis
QB	7	T.Graziani	RCB	23	R.Bradford	QB	8	T.Aikman	RCB	25	C.Williams
RB	32	J.Anderson	SS	25	M.Carter	FB	34	T.Lester	FS	31	G.Teague
FB	44	B.Christian	FS	41	E.Robinson	RB	22	E.Smith	SS	28	D.Woodson

# 1999 Game Reviews

## FINAL INDIVIDUAL STATISTICS

Atlanta Falcons						Dallas Cowboys									
<b>RUSHING</b>	ATT	YDS	AVG	LG	TD	<b>RUSHING</b>	ATT	YDS	AVG	LG	TD				
B.Hanspard	19	76	4.0	13	0	E.Smith	29	109	3.8	37	2				
J.Anderson	3	9	3.0	7	0	C.Warren	6	15	2.5	13	0				
T.Mathis	1	0	0.0	0	0	J.Tucker	1	8	8.0	8	0				
						T.Aikman	1	2	2.0	2	0				
<b>Total</b>	<b>23</b>	<b>85</b>	<b>3.7</b>	<b>13</b>	<b>0</b>	<b>Total</b>	<b>37</b>	<b>134</b>	<b>3.6</b>	<b>37</b>	<b>2</b>				
<b>PASSING</b>	ATT	CMP	YDS	TKD/YD	TD	LG	IN	<b>PASSING</b>	ATT	CMP	YDS	TKD/YD	TD	LG	IN
D.Kanell	22	9	172	3/23	1	52	2	T.Aikman	22	10	109	2/11	0	38	2
T.Graziani	16	7	90	2/8	0	33	1								
<b>Total</b>	<b>38</b>	<b>16</b>	<b>262</b>	<b>5/31</b>	<b>1</b>	<b>52</b>	<b>3</b>	<b>Total</b>	<b>22</b>	<b>10</b>	<b>109</b>	<b>2/11</b>	<b>0</b>	<b>38</b>	<b>2</b>
<b>RECEIVING</b>	NO	YRDS	AVG	LONGEST	TD	<b>RECEIVING</b>	NO	YRDS	AVG	LONGEST	TD				
T.Mathis	4	73	18.3	52	0	J.Ogden	2	18	9.0	11	0				
C.Calloway	3	52	17.3	33	0	M.Irvin	2	13	6.5	8	0				
R.Harris	3	46	15.3	23	0	R.Ismail	1	38	38.0	38	0				
O.J.Santiago	2	17	8.5	9	0	E.Bjornson	1	18	18.0	18	0				
T.Dwight	1	45	45.0	45	1	D.LaFleur	1	9	9.0	9	0				
B.Kozlowski	1	14	14.0	14	0	E.Mills	1	8	8.0	8	0				
B.Christian	1	8	8.0	8	0	C.Warren	1	4	4.0	4	0				
B.Hanspard	1	7	7.0	7	0	E.Smith	1	1	1.0	1	0				
<b>Total</b>	<b>16</b>	<b>262</b>	<b>16.4</b>	<b>52</b>	<b>1</b>	<b>Total</b>	<b>10</b>	<b>109</b>	<b>10.9</b>	<b>38</b>	<b>0</b>				
<b>INTERCEPTIONS</b>	NO	YARDS	LONGEST	TD	<b>INTERCEPTIONS</b>	NO	YARDS	LONGEST	TD						
R.Buchanan	1	28	28	0	G.Ellis	1	87	87	1						
E.Robinson	1	0	0	0	D.Coakley	1	43	43	0						
					I.Reese	1	24	24	0						
<b>Total</b>	<b>2</b>	<b>28</b>	<b>28</b>	<b>0</b>	<b>Total</b>	<b>3</b>	<b>154</b>	<b>87</b>	<b>1</b>						
<b>PUNTING</b>	NO	YDS	AVG	TB	IN20	LG	<b>PUNTING</b>	NO	YDS	AVG	TB	IN20	LG		
D.Stryzinski	7	284	40.6	0	1	49	T.Gowin	6	221	36.8	0	2	51		
<b>Total</b>	<b>7</b>	<b>284</b>	<b>40.6</b>	<b>0</b>	<b>1</b>	<b>49</b>	<b>Total</b>	<b>6</b>	<b>221</b>	<b>36.8</b>	<b>0</b>	<b>2</b>	<b>51</b>		
<b>PUNT RETURNS</b>	NO	FC	YARDS	LG	TD	<b>PUNT RETURNS</b>	NO	FC	YARDS	LG	TD				
T.Dwight	1	2	4	4	0	W.McGarity	3	3	16	9	0				
[DOWNED]	3	0	0	0	0	[DOWNED]	1	0	0	0	0				
Returns	1	2	4	4	0	Returns	3	3	16	9	0				
<b>KICKOFF RET.</b>	NO	FC	YARDS	LG	TD	<b>KICKOFF RET.</b>	NO	FC	YARDS	LG	TD				
T.Dwight	3	0	50	19	0	D.Coakley	0	0	0	0	0				
R.Harris	1	0	5	5	0	[TOUCHBACK]	1	0	0	0	0				
[TOUCHBACK]	1	0	0	0	0	Returns	0	0	0	0	0				
Returns	4	0	55	19	0	Returns	0	0	0	0	0				
<b>Dallas Cowboys</b>	<b>FUM</b>	<b>OWN-REC</b>	<b>YDS</b>	<b>TD</b>	<b>FORCED</b>	<b>OPP-REC</b>	<b>YDS</b>	<b>TD</b>	<b>OUT-BDS</b>						
C.Hennings	0	0	0	0	1	0	0	0	0						
A.Spellman	0	0	0	0	0	1	0	0	0						
<b>Total</b>	<b>0</b>	<b>0</b>	<b>0</b>	<b>0</b>	<b>1</b>	<b>1</b>	<b>0</b>	<b>0</b>	<b>0</b>						
<b>Atlanta Falcons</b>	<b>FUM</b>	<b>OWN-REC</b>	<b>YDS</b>	<b>TD</b>	<b>FORCED</b>	<b>OPP-REC</b>	<b>YDS</b>	<b>TD</b>	<b>OUT-BDS</b>						
T.Graziani	1	0	0	0	0	0	0	0	0						
<b>Total</b>	<b>1</b>	<b>0</b>	<b>0</b>	<b>0</b>	<b>0</b>	<b>0</b>	<b>0</b>	<b>0</b>	<b>0</b>						

# 1999 Game Reviews

## FINAL TEAM STATISTICS

	Falcons	Cowboys
TOTAL FIRST DOWNS	13	17
By Rushing	2	8
By Passing	11	4
By Penalty	0	5
THIRD DOWN EFFICIENCY	5-17-29%	4-14-29%
FOURTH DOWN EFFICIENCY	0-1-0%	1-1-100%
TOTAL NET YARDS	316	232
Total Offensive Plays (inc. times thrown passing)	66	61
Average gain per offensive play	4.8	3.8
NET YARDS RUSHING	85	134
Total Rushing Plays	23	37
Average gain per rushing play	3.7	3.6
Tackles for a loss - number and yards	6-11	1-2
NET YARDS PASSING	231	98
Times thrown - yards lost attempting to pass	5-31	2-11
Gross yards passing	262	109
PASS ATTEMPTS-COMPLETIONS-HAD INTERCEPTED	38-16-3	22-10-2
Average gain per pass play (inc. # thrown passing)	5.4	4.1
KICKOFFS Number-In End Zone-Touchbacks	2-1-1	5-1-1
PUNTS Number and Average	7-40.6	6-36.8
Had Blocked	0	0
FGs - PATs Had Blocked	0-0	0-0
Net punting average	38.3	36.2
TOTAL RETURN YARDAGE (Not Including Kickoffs)	32	170
No. and Yards Punt Returns	1-4	3-16
No. and Yards Kickoff Returns	4-55	0-0
No. and Yards Interception Returns	2-28	3-154
PENALTIES Number and Yards	11-82	9-69
FUMBLES Number and Lost	1-1	0-0
TOUCHDOWNS	1	3
Rushing	0	2
Passing	1	0
Interceptions	0	1
EXTRA POINTS Made-Attempts	1-1	3-3
Kicking Made-Attempts	1-1	3-3
FIELD GOALS Made-Attempts	0-1	1-2
SAFETIES	0	0
FINAL SCORE	7	24
TIME OF POSSESSION	27:12	32:48

# 1999 Game Reviews

Game 3

## ST. LOUIS 35, FALCONS 7

At Trans World Dome, September 26, 1999

The Falcons fell to an 0-3 record following a 35-7 loss to the Rams at St. Louis. The Rams jumped to a 28-0 first half lead by scoring on their first four offensive possessions. The Rams scored on drives of 80, 78, 46 and 80 yards and out gained the Falcons 311 yards to 67 yards in building their lead. Rams QB Kurt Warner completed 17 of 25 passes for 275 yards with three touchdown passes, and RB Marshall Faulk gained 105 yards on 17 carries and added 67 receiving yards on five receptions. By the time the Rams were in front, 21-0, the Falcons had run just four offensive plays. St. Louis took the opening kickoff 80 yards on 17 plays, burning 10:13 off the game clock, before FB Robert Holcombe scored on a one-yard touchdown run for a 7-0 first quarter lead. Then, in a span of 29 seconds, the Rams scored two touchdowns to take a 21-0 lead. The Falcons went three-and-out and St. Louis took over and went 78-yards on eight plays, culminating the scoring drive with a 38-yard touchdown pass from Warner to WR Torry Holt, and a 14-0 lead to open the second quarter. The Falcons next drive failed when QB Chris Chandler attempted to connect with WR Terance Mathis deep and instead had his pass attempt intercepted by Rams CB Todd Lyght at the St. Louis 36-yard line. On the next play, Warner completed a 46-yard touchdown pass to WR Isaac Bruce on a perfect post pattern for a commanding 21-0 lead. The Rams fourth touchdown of the first half was set up when Faulk went off tackle and burst free for a 58-yard run to the Falcons 22-yard line. Faulk ended the drive by hauling in a 17-yard touchdown pass from Warner to push the Rams in front, 28-0. Chandler was forced out of the game late in the second quarter when he aggravated a hamstring injury that originally occurred in the season-opener against Minnesota. Backup QB Tony Graziani entered the game and engineered the Falcons only scoring drive. The Falcons took the second half kickoff, and Graziani completed two third down passes to help set up his first career NFL touchdown pass, a one-yard completion to TE Brian Kozlowski on a play-action fake. A Falcons comeback was killed on the Rams next possession when Warner took the Rams to the Falcons five-yard line where he scored on a run up the middle for a 35-7 lead at the end of the third quarter.

Falcons	0	0	7	0	7
Rams	7	21	7	0	35

### SCORING DRIVES

Team	Qtr	Clock Time	SCORING PLAY	SCORE	
				Visitor	Home
RAMS	1	4:47	R.Holcombe 1 yd. run (J.Wilkins,kick)(17-80,10:13)	0	7
RAMS	2	14:53	T.Holt 38 yd. pass from K.Warner (J.Wilkins,kick)(8-78,3:06)	0	14
RAMS	2	14:24	I.Bruce 46 yd. pass from K.Warner (J.Wilkins,kick)(1-46,0:07)	0	21
RAMS	2	6:35	M.Faulk 17 yd. pass from K.Warner (J.Wilkins,kick)(4-80,2:44)	0	28
FALCON	3	7:32	B.Kozlowski 1 yd. pass from T.Graziani (M.Andersen,kick)(12-73,7:28)	7	28
RAMS	3	1:54	K.Warner 5 yd. run (J.Wilkins,kick)(9-72,5:38)	7	35

### LINEUPS

Atlanta Falcons				St. Louis Rams			
OFFENSE		DEFENSE		OFFENSE		DEFENSE	
WR	80 C.Calloway	LE	92 L.Archambeau	WR	88 T.Holt	LE	93 K.Carter
LT	70 B.Whitfield	LT	98 T.Hall	LT	76 O.Pace	LDT	99 R.Agnew
LG	64 B.Hallen	RT	75 S.Dronett	LG	61 T.Nutten	RDT	75 D.Farr
C	61 R.Tobeck	RE	90 C.Smith	C	60 M.Gruffadauria	RE	98 G.Wistrom
RG	69 G.Williams	LLB	56 K.Brooking	RG	62 A.Timmerman	LLB	52 M.Jones
RT	74 E.Salaam	MLB	58 J.Tuggle	RT	73 F.Miller	MLB	59 L.Fletcher
TE	88 O.Santiago	RLB	94 H.Crockett	TE	86 R.Williams	RLB	54 T.Collins
WR	81 T.Mathis	LC	23 R.Bradford	WR	80 I.Bruce	LC	41 T.Lyght
QB	12 C.Chandler	RC	34 R.Buchanan	QB	13 K.Warner	RC	21 D.McCleon
FB	44 B.Christian	SS	25 M.Carter	TE	45 J.Robinson	SS	22 B.Jenkins
RB	24 B.Hanspard	FS	41 E.Robinson	RB	28 M.Faulk	FS	35 K.Lyle

# 1999 Game Reviews

## FINAL INDIVIDUAL STATISTICS

Atlanta Falcons						St. Louis Rams									
<b>RUSHING</b>						<b>RUSHING</b>									
	ATT	YDS	AVG	LG	TD		ATT	YDS	AVG	LG	TD				
B.Hanspard	17	50	2.9	12	0	M.Faulk	17	105	6.2	58	0				
T.Graziani	1	9	9.0	9	0	R.Holcombe	8	24	3.0	9	1				
K.Oxendine	2	6	3.0	3	0	J.Watson	6	20	3.3	10	0				
B.Christian	1	3	3.0	3	0	I.Bruce	1	11	11.0	11	0				
C.Chandler	1	0	0.0	0	0	K.Warner	2	7	3.5	5	1				
<b>Total</b>	<b>22</b>	<b>68</b>	<b>3.1</b>	<b>12</b>	<b>0</b>	<b>Total</b>	<b>34</b>	<b>167</b>	<b>4.9</b>	<b>58</b>	<b>2</b>				
<b>PASSING</b>						<b>PASSING</b>									
	ATT	CMP	YDS	TKD/YD	TD	LG	IN		ATT	CMP	YDS	TKD/YD	TD	LG	IN
T.Graziani	22	14	152	1/11	1	34	0	K.Warner	25	17	275	0/0	3	46	0
C.Chandler	9	5	28	1/4	0	11	1								
<b>Total</b>	<b>31</b>	<b>19</b>	<b>180</b>	<b>2/15</b>	<b>1</b>	<b>34</b>	<b>1</b>	<b>Total</b>	<b>25</b>	<b>17</b>	<b>275</b>	<b>0/0</b>	<b>3</b>	<b>46</b>	<b>0</b>
<b>RECEIVING</b>						<b>RECEIVING</b>									
	NO	YRDS	AVG	LONGEST	TD		NO	YRDS	AVG	LONGEST	TD				
B.Christian	5	37	7.4	16	0	M.Faulk	5	67	13.4	23	1				
T.Mathis	4	51	12.8	18	0	I.Bruce	3	68	22.7	46	1				
O.Santiago	4	29	7.3	10	0	T.Holt	2	47	23.5	38	1				
B.Hanspard	2	40	20.0	34	0	R.Holcombe	2	42	21.0	28	0				
C.Calloway	2	21	10.5	15	0	R.Williams	2	31	15.5	23	0				
B.Kozlowski	2	2	1.0	1	1	A.Hakim	2	17	8.5	11	0				
						J.Robinson	1	3	3.0	3	0				
<b>Total</b>	<b>19</b>	<b>180</b>	<b>9.5</b>	<b>34</b>	<b>1</b>	<b>Total</b>	<b>17</b>	<b>275</b>	<b>16.2</b>	<b>46</b>	<b>3</b>				
<b>INTERCEPTIONS</b>						<b>INTERCEPTIONS</b>									
	NO	YARDS	LONGEST	TD		NO	YARDS	LONGEST	TD						
	0	0	0	0	T.Lyght	1	18	18	0						
<b>Total</b>	<b>0</b>	<b>0</b>	<b>0</b>	<b>0</b>	<b>Total</b>	<b>1</b>	<b>18</b>	<b>18</b>	<b>0</b>						
<b>PUNTING</b>						<b>PUNTING</b>									
	NO	YDS	AVG	TB	IN20	LG		NO	YDS	AVG	TB	IN20	LG		
D.Stryzinski	4	157	39.3	1	1	47	R.Tuten	3	112	37.3	1	1	51		
<b>Total</b>	<b>4</b>	<b>157</b>	<b>39.3</b>	<b>1</b>	<b>1</b>	<b>47</b>	<b>Total</b>	<b>3</b>	<b>112</b>	<b>37.3</b>	<b>1</b>	<b>1</b>	<b>51</b>		
<b>PUNT RETURNS</b>						<b>PUNT RETURNS</b>									
	NO	FC	YARDS	LG	TD		NO	FC	YARDS	LG	TD				
W.Oliver	1	0	20	20	0	A.Hakim	1	2	6	6	0				
[OUT OF BOUNDS]	1	0	0	0	0	[TOUCHBACK]	1	0	0	0	0				
[TOUCHBACK]	1	0	0	0	0										
Returns	1	0	20	20	0	Returns	1	2	6	6	0				
<b>KICKOFF RET.</b>						<b>KICKOFF RET.</b>									
	NO	FC	YARDS	LG	TD		NO	FC	YARDS	LG	TD				
W.Oliver	6	0	146	28	0	T.Horne	2	0	42	21	0				
Returns	6	0	146	28	0	Returns	2	0	42	21	0				
<b>St. Louis Rams</b>						<b>St. Louis Rams</b>									
<b>FUMBLES</b>						<b>FORBIDDEN</b>									
	FUM	OWN-REC	YDS	TD		OPP-REC	YDS	TD	OUT-BDS						
Total	0	0	0	0	0	0	0	0	0						
<b>Atlanta Falcons</b>						<b>Atlanta Falcons</b>									
<b>FUMBLES</b>						<b>FORBIDDEN</b>									
	FUM	OWN-REC	YDS	TD		OPP-REC	YDS	TD	OUT-BDS						
C.Chandler	1	1	-3	0	0	0	0	0	0						
<b>Total</b>	<b>1</b>	<b>1</b>	<b>-3</b>	<b>0</b>	<b>0</b>	<b>0</b>	<b>0</b>	<b>0</b>	<b>0</b>						

# 1999 Game Reviews

## FINAL TEAM STATISTICS

	Falcons	Rams
TOTAL FIRST DOWNS	12	19
By Rushing	2	9
By Passing	10	10
By Penalty	0	0
THIRD DOWN EFFICIENCY	6-13-46%	10-14-71%
FOURTH DOWN EFFICIENCY	0-3-0%	0-1-0%
TOTAL NET YARDS	233	442
Total Offensive Plays (inc. times thrown passing)	55	59
Average gain per offensive play	4.2	7.5
NET YARDS RUSHING	68	167
Total Rushing Plays	22	34
Average gain per rushing play	3.1	4.9
Tackles for a loss - number and yards	5-15	2-6
NET YARDS PASSING	165	275
Times thrown - yards lost attempting to pass	2-15	0-0
Gross yards passing	180	275
PASS ATTEMPTS-COMPLETIONS-HAD INTERCEPTED	31-19-1	25-17-0
Average gain per pass play (inc. # thrown passing)	5.0	11.0
KICKOFFS Number-In End Zone-Touchbacks	2-1-0	6-0-0
PUNTS Number and Average	4-39.3	3-37.3
Had Blocked	0	0
FGs - PATs Had Blocked	0-0	0-0
Net punting average	32.8	24.0
TOTAL RETURN YARDAGE (Not Including Kickoffs)	20	24
No. and Yards Punt Returns	1-20	1-6
No. and Yards Kickoff Returns	6-146	2-42
No. and Yards Interception Returns	0-0	1-18
PENALTIES Number and Yards	3-25	3-26
FUMBLES Number and Lost	1-0	0-0
TOUCHDOWNS	1	5
Rushing	0	2
Passing	1	3
EXTRA POINTS Made-Attempts	1-1	5-5
Kicking Made-Attempts	1-1	5-5
FIELD GOALS Made-Attempts	0-0	0-0
SAFETIES	0	0
FINAL SCORE	7	35
TIME OF POSSESSION	27:33	32:27

# 1999 Game Reviews

Game 4

## BALTIMORE 19, FALCONS 13 (OT)

At Atlanta, October 3, 1999

The Atlanta Falcons fell to an 0-4 record with a 19-13 overtime loss to the Baltimore Ravens at the Georgia Dome. Baltimore QB Stoney Case connected with WR Justin Armour for a 54-yard touchdown pass midway through the overtime period to give the Ravens a come-from-behind victory in the first-ever meeting between the clubs. The Ravens were able to overcome a 13-3 deficit after Case connected with WR Patrick Johnson on a 52-yard touchdown pass in the third quarter, and then took advantage of a Byron Hanspard fumble deep in Falcons territory in the fourth quarter to set up a 26-yard game-tying field goal. The Falcons had two threats to break the tie but failed on each try. First, the Falcons drove to the Ravens 26-yard line in the fourth quarter but a holding penalty pushed them back to the 36-yard line. The Falcons failed on their next two pass plays and decided to punt rather than risk giving the Ravens key field position if they missed on a would be 53-yard field goal. Then in overtime, the Falcons took the kickoff and reached as far as the Baltimore 23-yard line. Once again the Ravens defense held the Falcons, and head coach Dan Reeves elected to punt rather than risk the chance of missing the field goal and allowing the Ravens the key field position. However, two plays later, Case connected with Armour for the game-winning touchdown pass. The Falcons took the opening kickoff and attempted to gain the momentum with a 16-play drive that consumed 9:02 off the clock before being stalled at the Ravens 16-yard line where PK Morten Andersen's 33-yard attempt sailed wide left. The Ravens opened the scoring in the second quarter with a 38-yard field goal. The score was set up when LB Peter Boulware forced QB Tony Graziani to fumble on a seven-yard sack that allowed Baltimore to recover at the Falcons 36-yard line. Graziani, who was starting in place of Chris Chandler (hamstring), was knocked out of the game on the Falcons next series, and backup QB Danny Kanell took over. Kanell guided the Falcons to the Ravens 24-yard line where Andersen tied the game at 3-3 with a 41-yard field goal. The Falcons stopped the Ravens on the ensuing drive and took over with just 30 seconds to go in the first half. Kanell completed a 19-yard pass to Hanspard to get into Ravens territory, and a defensive penalty allowed Andersen a 35-yard field goal attempt as time expired to push Atlanta to a 6-3 halftime advantage. The Falcons extended their lead to 13-3 when Kanell completed a shuffle pass to WR Jammi German that resulted in a 30-yard touchdown.

<b>Ravens</b>	0	3	7	3	6	<b>19</b>
<b>Falcons</b>	0	6	7	0	0	<b>13</b>

### SCORING DRIVES

Team	Qtr	Clock Time	SCORING PLAY	SCORE	
				Visitor	Home
RAVENS	2	7:00	M.Stover 38 yd. Field Goal (8-16,3:27)	3	0
FALCON	2	1:18	M.Andersen 41 yd. Field Goal (10-39,1:54)	3	3
FALCON	2	0:00	M.Andersen 35 yd. Field Goal (3-34,0:30)	3	6
FALCON	3	3:32	J.German 30 yd. pass from D.Kanell (M.Andersen,kick)(8-55,4:04)	3	13
RAVENS	3	1:33	P.Johnson 52 yd. pass from S.Case (M.Stover,kick)(4-63,1:59)	10	13
RAVENS	4	10:14	M.Stover 26 yd. Field Goal (9-27,4:38)	13	13
RAVENS	5	12:31	J.Armour 54 yd. pass from S.Case (3-64,1:22)	19	13

### LINEUPS

Baltimore Ravens				Atlanta Falcons			
OFFENSE		DEFENSE		OFFENSE		DEFENSE	
WR	84 J.Lewis	DE	90 R.Burnett	WR	81 T.Mathis	DE	97 P.Kerney
OL	75 J.Ogden	DL	79 L.Webster	T	70 B.Whitfield	DT	92 L.Archambeau
G	61 E.Lindsay	DT	91 L.Dalton	G	64 B.Hallen	DT	75 S.Dronett
C	60 J.Mitchell	DE	99 M.McCrary	C	61 R.Toebck	DE	90 C.Smith
G	69 J.Blackshear	LB	58 P.Boulware	G	69 G.Williams	LB	94 H.Crockett
T	70 H.Swayne	LB	52 R.Lewis	T	74 E.Salaam	LB	58 J.Tuggle
TE	81 A.Pierce	LB	55 J.Sharper	WR	80 C.Calloway	LB	56 K.Crockett
WR	87 Q.Ismail	CB	22 D.Starks	QB	7 T.Graziani	CB	34 R.Buchanan
QB	10 S.Case	CB	25 D.Jenkins	RB	24 B.Hanspard	CB	23 R.Bradford
RB	32 E.Rhett	S	20 K.Herring	RB	44 B.Christian	S	25 M.Carter
FB	29 C.Evans	S	26 R.Woodson	TE	88 O.Santiago	S	41 E.Robinson

# 1999 Game Reviews

## FINAL INDIVIDUAL STATISTICS

Baltimore Ravens						Atlanta Falcons									
<b>RUSHING</b>						<b>RUSHING</b>									
E.Rhett	ATT	YDS	AVG	LG	TD	K.Oxendine	ATT	YDS	AVG	LG	TD				
C.Evans	1	4	4.0	4	0	B.Hanspard	14	20	1.4	9	0				
S.Case	5	3	0.6	2	0	B.Christian	1	5	5.0	5	0				
J.Lewis	1	1	1.0	1	0										
<b>Total</b>	<b>34</b>	<b>144</b>	<b>4.2</b>	<b>28</b>	<b>0</b>	<b>Total</b>	<b>26</b>	<b>52</b>	<b>2.0</b>	<b>9</b>	<b>0</b>				
<b>PASSING</b>						<b>PASSING</b>									
S.Case	ATT	CMP	YDS	TKD/YD	TD	LG	IN	D.Kaneil	ATT	CMP	YDS	TKD/YD	TD	LG	IN
	27	13	192	5/29	2	54	0	T.Graziani	13	9	73	1/5	0	18	0
<b>Total</b>	<b>27</b>	<b>13</b>	<b>192</b>	<b>5/29</b>	<b>2</b>	<b>54</b>	<b>0</b>	<b>Total</b>	<b>45</b>	<b>24</b>	<b>257</b>	<b>3/18</b>	<b>1</b>	<b>30</b>	<b>0</b>
<b>RECEIVING</b>						<b>RECEIVING</b>									
Q.Ismail	NO	YRDS	AVG	LONGEST	TD	T.Mathis	NO	YRDS	AVG	LONGEST	TD				
J.Lewis	2	6	3.0	6	0	C.Calloway	4	53	13.3	18	0				
J.Armour	1	54	54.0	54	1	B.Christian	4	33	8.3	18	0				
P.Johnson	1	52	52.0	52	1	J.German	3	48	16.0	30	1				
B.Davis	1	8	8.0	8	0	K.Oxendine	2	24	12.0	14	0				
A.Pierce	1	4	4.0	4	0	B.Hanspard	2	14	7.0	19	0				
G.DeLong	1	3	3.0	3	0	R.Harris	1	10	10.0	10	0				
						O.Santiago	1	9	9.0	9	0				
<b>Total</b>	<b>13</b>	<b>192</b>	<b>14.8</b>	<b>54</b>	<b>2</b>	<b>Total</b>	<b>24</b>	<b>257</b>	<b>10.7</b>	<b>30</b>	<b>1</b>				
<b>INTERCEPTIONS</b>						<b>INTERCEPTIONS</b>									
<b>Total</b>	<b>0</b>	<b>0</b>		<b>0</b>	<b>0</b>	<b>Total</b>	<b>0</b>	<b>0</b>		<b>0</b>	<b>0</b>				
<b>PUNTING</b>						<b>PUNTING</b>									
K.Richardson	NO	YDS	AVG	TB	IN20	LG	D.Stryzinski	NO	YDS	AVG	TB	IN20	LG		
	7	256	36.6	1	1	49		6	255	42.5	1	3	54		
<b>Total</b>	<b>7</b>	<b>256</b>	<b>36.6</b>	<b>1</b>	<b>1</b>	<b>49</b>	<b>Total</b>	<b>6</b>	<b>255</b>	<b>42.5</b>	<b>1</b>	<b>3</b>	<b>54</b>		
<b>PUNT RETURNS</b>						<b>PUNT RETURNS</b>									
J.Lewis	NO	FC	YARDS	LG	TD	W.Oliver	NO	FC	YARDS	LG	TD				
[DOWNED]	1	0	0	0	0	[OUT OF BOUNDS]	2	0	0	0	0				
[OUT OF BOUNDS]	2	0	0	0	0	[TOUCHBACK]	1	0	0	0	0				
[TOUCHBACK]	1	0	0	0	0										
<b>Returns</b>	<b>1</b>	<b>1</b>	<b>6</b>	<b>6</b>	<b>0</b>	<b>Returns</b>	<b>2</b>	<b>2</b>	<b>12</b>	<b>12</b>	<b>0</b>				
<b>KICKOFF RET.</b>						<b>KICKOFF RET.</b>									
C.Harris	NO	FC	YARDS	LG	TD	W.Oliver	NO	FC	YARDS	LG	TD				
	3	0	69	35	0		4	0	60	17	0				
<b>Returns</b>	<b>3</b>	<b>0</b>	<b>69</b>	<b>35</b>	<b>0</b>	<b>Returns</b>	<b>4</b>	<b>0</b>	<b>60</b>	<b>17</b>	<b>0</b>				
<b>Baltimore Ravens</b>						<b>Atlanta Falcons</b>									
<b>FUMBLES</b>						<b>FUMBLES</b>									
C.McAlister	FUM	OWN-REC	YDS	TD	FORCED	OPP-REC	YDS	TD	OUT-BDS						
P.Boulware	0	0	0	0	0	1	0	0	0						
F.Smith	0	0	0	0	0	1	0	0	0						
J.Mitchell	1	0	-14	0	0	0	0	0	0						
S.Case	0	1	0	0	0	0	0	0	0						
R.Burnett	0	0	0	0	1	0	0	0	0						
K.Herring	0	0	0	0	0	1	0	0	0						
<b>Total</b>	<b>1</b>	<b>1</b>	<b>-14</b>	<b>0</b>	<b>2</b>	<b>3</b>	<b>0</b>	<b>0</b>	<b>0</b>						
<b>FUMBLES</b>						<b>FUMBLES</b>									
B.Christian	FUM	OWN-REC	YDS	TD	FORCED	OPP-REC	YDS	TD	OUT-BDS						
T.Graziani	1	0	0	0	0	0	0	0	0						
B.Hanspard	1	0	0	0	0	0	0	0	0						
<b>Total</b>	<b>3</b>	<b>0</b>	<b>0</b>	<b>0</b>	<b>0</b>	<b>0</b>	<b>0</b>	<b>0</b>	<b>0</b>						

# 1999 Game Reviews

## FINAL TEAM STATISTICS

	Ravens	Falcons
TOTAL FIRST DOWNS	17	20
By Rushing	8	4
By Passing	9	15
By Penalty	0	1
THIRD DOWN EFFICIENCY	5-16-31%	7-18-39%
FOURTH DOWN EFFICIENCY	0-1-0%	1-1-100%
TOTAL NET YARDS	307	291
Total Offensive Plays (inc. times thrown passing)	66	74
Average gain per offensive play	4.7	3.9
NET YARDS RUSHING	144	52
Total Rushing Plays	34	26
Average gain per rushing play	4.2	2.0
Tackles for a loss - number and yards	4-13	3-7
NET YARDS PASSING	163	239
Times thrown - yards lost attempting to pass	5-29	3-18
Gross yards passing	192	257
PASS ATTEMPTS-COMPLETIONS-HAD INTERCEPTED	27-13-0	45-24-0
Average gain per pass play (inc. # thrown passing)	5.1	5.0
KICKOFFS Number-In End Zone-Touchbacks	4-0-0	3-2-0
PUNTS Number and Average	7-36.6	6-42.5
Had Blocked	0	0
FGs - PATs Had Blocked	0-0	0-0
Net punting average	32.0	38.2
TOTAL RETURN YARDAGE (Not Including Kickoffs)	6	12
No. and Yards Punt Returns	1-6	2-12
No. and Yards Kickoff Returns	3-69	4-60
No. and Yards Interception Returns	0-0	0-0
PENALTIES Number and Yards	5-38	6-40
FUMBLES Number and Lost	1-0	3-3
TOUCHDOWNS	2	1
Rushing	0	0
Passing	2	1
EXTRA POINTS Made-Attempts	1-1	1-1
Kicking Made-Attempts	1-1	1-1
FIELD GOALS Made-Attempts	2-3	2-3
SAFETIES	0	0
FINAL SCORE	19	13
TIME OF POSSESSION	30:13	32:16

# 1999 Game Reviews

Game 5

## FALCONS 20, NEW ORLEANS 17

At New Orleans, Oct. 10, 1999

Placekicker Morten Andersen kicked a 36-yard field goal and a 44-yard field goal in the fourth quarter as the Falcons got their first victory of the season in a 20-17 come-from-behind win. After scoring on their first offensive series to take a 7-0 lead, the Falcons surrendered 17 second quarter points for a 17-7 halftime deficit. QB Tony Graziani, starting in place of Chris Chandler (hamstring) for the second straight week, directed the Falcons on a 76-yard, 11-play drive that ended when he connected with WR Terance Mathis for a 22-yard touchdown pass for a 7-0 lead off the opening kickoff. The Falcons caught a break on the next series when Saints PK Doug Brien's 28-yard field goal attempt was wide left. The Saints took charge following the miss and appeared to take control of the game with 17 unanswered points. On the first play following the missed field goal, RB Ken Oxendine fumbled and the ball was recovered by the Saints at the Falcons 20-yard line, setting up a successful 42-yard field goal by Brien. The Saints defense stopped the Falcons on the next series, and then Saints QB Billy Joe Hobert placed a perfect pass into WR Eddie Kennison, who broke free from CB Ray Buchanan and sprinted for a 90-yard touchdown and a 10-7 lead. Brien missed a 49-yard field goal attempt later in the quarter after the Saints failed to take advantage of a Graziani fumble that was recovered by the Saints at the Atlanta 44-yard line. The Saints got the ball back with 1:48 left in the half and backup QB Billy Joe Tolliver in place of the injured Hobert (stinger in his neck), converted a key fourth-and-five play and then hit WR Brett Bech for a 23-yard touchdown with :46 left in the first half to take a commanding 17-7 lead. The Falcons second half comeback was highlighted by a 62-yard pass play from Graziani to WR Jammi German to set up a score, and interceptions by CB Michael Booker and Buchanan that stalled Saints drives. On a third-and-six play from their own 32-yard line, Graziani was forced to scramble out of the pocket behind a strong Saints pass rush. German caught a dump off pass from Graziani and cut back-and-fourth across the field behind key blocks from the Falcons offensive unit before being dragged down at the Saints six-yard line. FB Bob Christian ran it in from one-yard out two plays later to get the Falcons within three at 17-14. Buchanan intercepted a Tolliver pass at the Saints 33-yard line, and the Falcons took over and drove to the Saints 19-yard line where Andersen connected on a 36-yard field goal to tie the game at 17-17. The Falcons defense held the Saints on the three straight plays on the next series and RB Byron Hanspard pounded the Saints defense on six straight carries for 22 yards to the 27-yard line of New Orleans where Andersen kicked the deciding field goal of 44 yards with 6:31 remaining in the game. It took two great defensive stands to seal the win. The Saints drove all the way to the Falcons 38-yard line on their next series and faced a fourth-and-seven. Tolliver tried to go to the end zone to Kennison, but Buchanan was on tight coverage and knocked the ball incomplete. Then, when the Saints reached the Falcons 49-yard line with 13 seconds to go, S Gerald McBurrows sacked Tolliver for a 14-yard loss as time expired.

Falcons	7	0	7	6	20
Saints	0	17	0	0	17

### SCORING DRIVES

Team	Qtr	Clock Time	SCORING PLAY	SCORE	
				Visitor	Home
FALCON	1	8:17	T.Mathis 22 yd. pass from T.Graziani (M.Andersen,kick)(11-76.6:43)	7	0
SAINTS	2	13:12	D.Brien 42 yd. Field Goal (4-4.1:38)	7	3
SAINTS	2	9:47	E.Kennison 90 yd. pass from B.J.Hobert (D.Brien,kick)(1-90.0:13)	7	10
SAINTS	2	0:46	B.Bech 23 yd. pass from B.J.Tolliver (D.Brien,kick)(9-81.1:02)	7	17
FALCON	3	10:59	B.Christian 1 yd. run (M.Andersen,kick)(5-72.2:18)	14	17
FALCON	4	14:17	M.Andersen 36 yd. Field Goal (9-13.3:32)	17	17
FALCON	4	8:29	M.Andersen 44 yd. Field Goal (8-22.4:05)	20	17

### LINEUPS

Atlanta Falcons				New Orleans Saints			
OFFENSE		DEFENSE		OFFENSE		DEFENSE	
WR 80	C.Calloway	LE 92	L.Archambeau	WR 83	K.Poole	LE 90	J.Tomich
LT 70	B.Whitefield	LT 98	T.Hall	LT 77	W.Roaf	LT 93	W.Martin
LG 64	B.Hallen	RT 75	S.Dronett	LG 63	W.Williams	RT 97	L.Glover
C 61	R.Tobeck	RE 90	C.Smith	C 62	J.Fontenot	RE 91	B.Smith
RG 69	G.Williams	WLB 56	K.Brooking	RG 65	C.Naeote	SLB 59	Keith.Mitchell
RT 74	E.Salaam	MLB 58	J.Tuggle	RT 68	K.Turley	MLB 56	C.Bordano
TE 88	O.J.Santiago	SLB 94	H.Crockett	TE 85	C.Cleeland	WLB 55	M.Fields
WR 81	T.Mathis	RCB 23	R.Bradford	WR 82	E.Kennison	LCB 43	A.Ambrose
QB 7	T.Graziani	LCB 34	R.Buchanan	QB 12	B.J.Hobert	RCB 22	T.Drakeford
RB 28	K.Oxendine	SS 25	M.Carter	HB 34	R.Williams	SS 29	S.Knight
FB 44	B.Christian	FS 41	E.Robinson	FB 32	A.Craver	FS 44	R.Kelly

# 1999 Game Reviews

## FINAL INDIVIDUAL STATISTICS

Atlanta Falcons						New Orleans Saints									
<b>RUSHING</b>	ATT	YDS	AVG	LG	TD	<b>RUSHING</b>	ATT	YDS	AVG	LG	TD				
K.Oxendine	20	57	2.9	9	0	R.Williams	19	53	2.8	24	0				
B.Hanspard	10	32	3.2	9	0	B.J.Tolliver	3	9	3.0	8	0				
T.Graziani	2	14	7.0	10	0	L.Smith	2	9	4.5	5	0				
B.Christian	1	1	1.0	1	1										
<b>Total</b>	<b>33</b>	<b>104</b>	<b>3.2</b>	<b>10</b>	<b>1</b>	<b>Total</b>	<b>24</b>	<b>71</b>	<b>3.0</b>	<b>24</b>	<b>0</b>				
<b>PASSING</b>	ATT	CMP	YDS	TKD/YD	TD	LG	IN	<b>PASSING</b>	ATT	CMP	YDS	TKD/YD	TD	LG	IN
T.Graziani	20	11	162	3/15	1	62	0	B.J.Tolliver	26	13	185	2/19	1	31	2
								B.J.Hobert	14	9	153	1/0	1	90	0
<b>Total</b>	<b>20</b>	<b>11</b>	<b>162</b>	<b>3/15</b>	<b>1</b>	<b>62</b>	<b>0</b>	<b>Total</b>	<b>40</b>	<b>22</b>	<b>338</b>	<b>3/19</b>	<b>2</b>	<b>90</b>	<b>2</b>
<b>RECEIVING</b>	NO	YRDS	AVG	LONGEST	TD	<b>RECEIVING</b>	NO	YRDS	AVG	LONGEST	TD				
T.Mathis	5	67	13.4	22	1	C.Cleeland	5	69	13.8	31	0				
K.Oxendine	2	4	2.0	3	0	E.Kennison	4	138	34.5	90	1				
J.German	1	62	62.0	62	0	K.Poolo	3	50	16.7	24	0				
R.Kelly	1	16	16.0	16	0	R.Williams	3	16	5.3	7	0				
C.Calloway	1	9	9.0	9	0	B.Bech	2	37	18.5	23	1				
B.Christian	1	4	4.0	4	0	S.Slutsker	2	14	7.0	9	0				
						L.Smith	2	9	4.5	14	0				
						A.Hastings	1	5	5.0	5	0				
<b>Total</b>	<b>11</b>	<b>162</b>	<b>14.7</b>	<b>62</b>	<b>1</b>	<b>Total</b>	<b>22</b>	<b>338</b>	<b>15.4</b>	<b>90</b>	<b>2</b>				
<b>INTERCEPTIONS</b>	NO	YARDS	LONGEST	TD	<b>INTERCEPTIONS</b>	NO	YARDS	LONGEST	TD						
M.Booker	1	10	10	0											
R.Buchanan	1	1	1	0											
<b>Total</b>	<b>2</b>	<b>11</b>	<b>10</b>	<b>0</b>	<b>Total</b>	<b>0</b>	<b>0</b>	<b>0</b>	<b>0</b>						
<b>PUNTING</b>	NO	YDS	AVG	TB	IN20	LG	<b>PUNTING</b>	NO	YDS	AVG	TB	IN20	LG		
D.Stryzinski	6	241	40.2	0	5	49	T.Barnhardt	4	144	36.0	0	0	43		
<b>Total</b>	<b>6</b>	<b>241</b>	<b>40.2</b>	<b>0</b>	<b>5</b>	<b>49</b>	<b>Total</b>	<b>4</b>	<b>144</b>	<b>36.0</b>	<b>0</b>	<b>0</b>	<b>43</b>		
<b>PUNT RETURNS</b>	NO	FC	YARDS	LG	TD	<b>PUNT RETURNS</b>	NO	FC	YARDS	LG	TD				
T.Dwight	2	2	-5	0	0	E.Kennison	1	3	5	5	0				
						[DOWNED]	1	0	0	0	0				
						[OUT OF BOUNDS]	1	0	0	0	0				
<b>Returns</b>	<b>2</b>	<b>2</b>	<b>-5</b>	<b>0</b>	<b>0</b>	<b>Returns</b>	<b>1</b>	<b>3</b>	<b>5</b>	<b>5</b>	<b>0</b>				
<b>KICKOFF RET.</b>	NO	FC	YARDS	LG	TD	<b>KICKOFF RET.</b>	NO	FC	YARDS	LG	TD				
T.Dwight	4	0	69	22	0	T.Davis	5	0	107	28	0				
<b>Returns</b>	<b>4</b>	<b>0</b>	<b>69</b>	<b>22</b>	<b>0</b>	<b>Returns</b>	<b>5</b>	<b>0</b>	<b>107</b>	<b>28</b>	<b>0</b>				
<b>New Orleans Saints</b>						<b>New Orleans Saints</b>									
<b>FUMBLES</b>	FUM	OWN-REC	YDS	TD	<b>FORCED</b>	OPP-REC	YDS	TD	OUT-BDS						
M.Fields	0	0	0	0	2	1	0	0	0						
B.Smith	0	0	0	0	1	0	0	0	0						
A.Ambrose	0	0	0	0	0	1	0	0	0						
R.Williams	2	1	0	0	0	0	0	0	0						
B.J.Tolliver	1	2	-10	0	0	0	0	0	0						
<b>Total</b>	<b>3</b>	<b>3</b>	<b>-10</b>	<b>0</b>	<b>3</b>	<b>2</b>	<b>0</b>	<b>0</b>	<b>0</b>						
<b>Atlanta Falcons</b>						<b>Atlanta Falcons</b>									
<b>FUMBLES</b>	FUM	OWN-REC	YDS	TD	<b>FORCED</b>	OPP-REC	YDS	TD	OUT-BDS						
K.Oxendine	2	0	0	0	0	0	0	0	0						
T.Graziani	1	1	0	0	0	0	0	0	0						
J.Kelly	0	0	0	0	1	0	0	0	0						
C.Smith	0	0	0	0	1	0	0	0	0						
<b>Total</b>	<b>3</b>	<b>1</b>	<b>0</b>	<b>0</b>	<b>2</b>	<b>0</b>	<b>0</b>	<b>0</b>	<b>0</b>						

# 1999 Game Reviews

## FINAL TEAM STATISTICS

	Falcons	Saints
TOTAL FIRST DOWNS	12	18
By Rushing	8	4
By Passing	4	12
By Penalty	0	2
THIRD DOWN EFFICIENCY	3-12-25%	4-16-25%
FOURTH DOWN EFFICIENCY	0-0-0%	2-3-67%
TOTAL NET YARDS	251	390
Total Offensive Plays (inc. times thrown passing)	56	67
Average gain per offensive play	4.5	5.8
NET YARDS RUSHING	104	71
Total Rushing Plays	33	24
Average gain per rushing play	3.2	3.0
Tackles for a loss - number and yards	6-17	5-21
NET YARDS PASSING	147	319
Times thrown - yards lost attempting to pass	3-15	3-19
Gross yards passing	162	338
PASS ATTEMPTS-COMPLETIONS-HAD INTERCEPTED	20-11-0	40-22-2
Average gain per pass play (inc. # thrown passing)	6.4	7.4
KICKOFFS Number-In End Zone-Touchbacks	5-3-0	4-0-0
PUNTS Number and Average	6-40.2	4-36
Had Blocked	0	0
FGs - PATs Had Blocked	0-0	0-0
Net punting average	39.3	37.3
TOTAL RETURN YARDAGE (Not Including Kickoffs)	6	5
No. and Yards Punt Returns	2-5	1-5
No. and Yards Kickoff Returns	4-69	5-107
No. and Yards Interception Returns	2-11	0-0
PENALTIES Number and Yards	9-68	7-64
FUMBLES Number and Lost	3-2	3-0
TOUCHDOWNS	2	2
Rushing	1	0
Passing	1	2
EXTRA POINTS Made-Attempts	2-2	2-2
Kicking Made-Attempts	2-2	2-2
FIELD GOALS Made-Attempts	2-2	1-3
SAFETIES	0	0
FINAL SCORE	20	17
TIME OF POSSESSION	29:39	30:21

# 1999 Game Reviews

Game 6

## ST. LOUIS 41, FALCONS 13

At Atlanta, October 17, 1999

Behind two big plays and a 181-yard rushing performance by RB Marshall Faulk, the Rams completed a season sweep of the Falcons with a 41-13 victory that knocked the Falcons to a 1-5 record. The Rams scored on a 101-yard kickoff return for a touchdown by WR Tony Horne in the second quarter, and then DE Grant Wistrom returned a deflected Chris Chandler pass 91 yards for a touchdown to help the Rams take a 28-7 first half lead. The Rams scored on their first two possessions for a 14-0 first quarter lead. Faulk, who chalked up 81 yards in the first quarter alone, ran for a 30-yard gain on a third-and-26 situation for a Rams first down at the Falcons 15-yard line, to keep the second scoring drive alive. The Falcons got on the score board in the second quarter when they took advantage of key field position after fielding a Rams punt at the St. Louis 44-yard line. RB Ken Oxendine broke free for a 13-yard gain to the Rams 13-yard line, setting up a touchdown pass from QB Chris Chandler to FB Bob Christian to narrow the Rams lead to 14-7. Any momentum that the Falcons gained was quickly killed when Horne returned the ensuing kickoff 101 yards for a touchdown. Down 21-7, the Falcons had a chance to get back into the game after DE Chuck Smith forced and recovered a RB Robert Holcombe fumble that gave the Falcons a first down at the St. Louis 47-yard line. Chandler, who returned to action after missing two games with a hamstring injury, completed three straight passes to give the Falcons a first down at the Rams nine-yard line with 1:58 left to play in the first half. Chandler's next pass was intercepted by Wistrom, who out ran WR Chris Calloway for a 91-yard touchdown and a 28-7 lead. The Falcons went into the two-minute drill in the next set of downs but were held to a field goal and a 28-10 halftime deficit. The Falcons turnover problems continued when they turned the ball over on their first two second half possessions, leading to Rams field goals and a 34-10 St. Louis lead. On the second play from scrimmage in the third quarter, Oxendine coughed up the ball at the Falcons own 12-yard line, leading to the Rams first third quarter field goal. Chandler left after the first series in the second half due to the flu, and his backup QB Tony Graziani ended his first drive of the game with an interception that was converted into the Rams second third quarter field goal. Faulk continued his assault on the Falcons in the fourth quarter, setting up the Rams final score on a 49-yard run to the Falcons one-yard line where Holcombe scored on a one-yard run. Andersen added a 25-yard field goal late in the final period.

<b>Rams</b>	14	14	6	7	<b>41</b>
<b>Falcons</b>	0	10	0	3	<b>13</b>

### SCORING DRIVES

Team	Qtr	Clock Time	SCORING PLAY	SCORE	
				Visitor	Home
RAMS	1	9:20	I.Bruce 4 yd. pass from K.Warner (J.Wilkins,kick)(10-76,5:40)	7	0
RAMS	1	2:03	M.Faulk 6 yd. run (J.Wilkins,kick)(10-60,5:18)	14	0
FALCON	2	11:19	B.Christian 13 yd. pass from C.Chandler (M.Andersen,kick)(4-44,2:10)	14	7
RAMS	2	10:59	T.Horne 101 yd. kickoff return (J.Wilkins,kick)	21	7
RAMS	2	1:42	G.Wistrom 91 yd. interception return (J.Wilkins,kick)	28	7
FALCON	2	0:32	M.Andersen 19 yd. Field Goal (7-86,1:10)	28	10
RAMS	3	12:42	J.Wilkins 22 yd. Field Goal (4-4,1:22)	31	10
RAMS	3	7:26	J.Wilkins 49 yd. Field Goal (6-19,2:53)	34	10
RAMS	4	10:26	R.Holcombe 1 yd. run (J.Wilkins,kick)(7-82,3:45)	41	10
FALCON	4	4:25	M.Andersen 25 yd. Field Goal (9-73,6:01)	41	13

### LINEUPS

St. Louis Rams				Atlanta Falcons			
OFFENSE		DEFENSE		OFFENSE		DEFENSE	
WR	88 T.Holt	DE	93 K.Garter	WR	81 T.Mathis	DT	98 T.Hall
T	76 O.Pace	DT	99 R.Agnew	T	70 B.Whitefield	DE	92 L.Archambeau
G	64 A.McCollum	DT	75 D.Farr	G	64 B.Hallen	DT	75 S.Dronett
C	60 M.Gruttadauria	DE	98 G.Wistrom	C	61 R.Tobeck	DE	90 C.Smith
G	62 A.Timmerman	LB	52 M.Jones	G	69 G.Williams	LB	52 C.Sauer
T	73 F.Miller	LB	59 L.Fletcher	T	74 E.Salaam	LB	94 H.Crockett
TE	86 R.Williams	LB	54 T.Collins	WR	80 C.Calloway	LB	54 R.Hamilton
WR	80 I.Bruce	CB	41 T.Lyght	QB	12 C.Chandler	CB	34 R.Buchanan
QB	13 K.Warner	CB	21 D.McCleon	RB	24 B.Hanspard	CB	23 R.Bradford
RB	25 R.Holcombe	S	22 B.Jenkins	RB	44 B.Christian	S	25 M.Carter
RB	28 M.Faulk	S	35 K.Lyle	TE	88 O.Santiago	S	41 E.Robinson

# 1999 Game Reviews

## FINAL INDIVIDUAL STATISTICS

St. Louis Rams						Atlanta Falcons									
<b>RUSHING</b>	ATT	YDS	AVG	LG	TD	<b>RUSHING</b>	ATT	YDS	AVG	LG	TD				
M.Faulk	18	181	10.1	49	1	K.Oxendine	8	27	3.4	13	0				
A.Lee	3	3	1.0	4	0	T.Dwight	1	9	9.0	9	0				
K.Warner	2	3	1.5	4	0	B.Hanspard	5	3	0.6	4	0				
R.Holcombe	5	2	0.4	5	1	B.Christian	3	-2	-0.7	1	0				
						C.Chandler	2	-1	-0.5	4	0				
<b>Total</b>	<b>28</b>	<b>189</b>	<b>6.8</b>	<b>49</b>	<b>2</b>	<b>Total</b>	<b>19</b>	<b>41</b>	<b>2.2</b>	<b>13</b>	<b>0</b>				
<b>PASSING</b>	ATT	CMP	YDS	TKD/YD	TD	LG	IN	<b>PASSING</b>	ATT	CMP	YDS	TKD/YD	TD	LG	IN
K.Warner	20	13	111	2/17	1	18	0	C.Chandler	18	10	168	1/10	1	46	1
								T.Graziani	18	10	126	2/9	0	50	1
<b>Total</b>	<b>20</b>	<b>13</b>	<b>111</b>	<b>2/17</b>	<b>1</b>	<b>18</b>	<b>0</b>	<b>Total</b>	<b>36</b>	<b>20</b>	<b>294</b>	<b>3/19</b>	<b>1</b>	<b>50</b>	<b>2</b>
<b>RECEIVING</b>	NO	YRDS	AVG	LONGEST	TD	<b>RECEIVING</b>	NO	YRDS	AVG	LONGEST	TD				
I.Bruce	6	48	8.0	13	1	T.Mathis	7	75	10.7	20	0				
M.Faulk	3	32	10.7	18	0	R.Kelly	3	70	23.3	50	0				
R.Williams	2	17	8.5	16	0	B.Christian	3	31	10.3	13	1				
R.Holcombe	2	14	7.0	14	0	T.Dwight	2	56	28.0	46	0				
						K.Oxendine	2	20	10.0	23	0				
						C.Calloway	2	19	9.5	10	0				
						B.Hanspard	1	23	23.0	23	0				
<b>Total</b>	<b>13</b>	<b>111</b>	<b>8.5</b>	<b>18</b>	<b>1</b>	<b>Total</b>	<b>20</b>	<b>294</b>	<b>14.7</b>	<b>50</b>	<b>1</b>				
<b>INTERCEPTIONS</b>	NO	YARDS	LONGEST	TD	<b>INTERCEPTIONS</b>	NO	YARDS	LONGEST	TD						
B.Jenkins	1	14	14	0											
[ ]	1	0	0	0											
G.Wistrom	0	91	91	1											
<b>Total</b>	<b>2</b>	<b>105</b>	<b>91</b>	<b>1</b>	<b>Total</b>	<b>0</b>	<b>0</b>	<b>0</b>	<b>0</b>						
<b>PUNTING</b>	NO	YDS	AVG	TB	IN20	LG	<b>PUNTING</b>	NO	YDS	AVG	TB	IN20	LG		
R.Tuten	3	98	32.7	0	1	39	D.Stryzinski	5	199	39.8	0	0	42		
<b>Total</b>	<b>3</b>	<b>98</b>	<b>32.7</b>	<b>0</b>	<b>1</b>	<b>39</b>	<b>Total</b>	<b>5</b>	<b>199</b>	<b>39.8</b>	<b>0</b>	<b>0</b>	<b>42</b>		
<b>PUNT RETURNS</b>	NO	FC	YARDS	LG	TD	<b>PUNT RETURNS</b>	NO	FC	YARDS	LG	TD				
A.Hakim	1	3	-3	0	0	T.Dwight	1	0	17	17	0				
[DOWNED]	1	0	0	0	0	W.Oliver	1	0	-4	-4	0				
						[DOWNED]	1	0	0	0	0				
<b>Returns</b>	<b>1</b>	<b>3</b>	<b>-3</b>	<b>0</b>	<b>0</b>	<b>Returns</b>	<b>2</b>	<b>0</b>	<b>13</b>	<b>17</b>	<b>0</b>				
<b>KICKOFF RET.</b>	NO	FC	YARDS	LG	TD	<b>KICKOFF RET.</b>	NO	FC	YARDS	LG	TD				
T.Horne	2	0	127	101	1	T.Dwight	7	0	157	37	0				
L.Fletcher	1	0	0	0	0	[TOUCHBACK]	1	0	0	0	0				
R.Proehl	1	0	-1	-1	0										
<b>Returns</b>	<b>4</b>	<b>0</b>	<b>126</b>	<b>101</b>	<b>1</b>	<b>Returns</b>	<b>7</b>	<b>0</b>	<b>157</b>	<b>37</b>	<b>0</b>				
<b>St. Louis Rams</b>	<b>FUM</b>	<b>OWN-REC</b>	<b>YDS</b>	<b>TD</b>	<b>FORCED</b>	<b>OPP-REC</b>	<b>YDS</b>	<b>TD</b>	<b>OUT-BDS</b>						
R.Holcombe	2	0	0	0	0	0	0	0	1						
D.Farr	0	0	0	0	1	0	0	0	0						
K.Carter	0	0	0	0	0	1	5	0	0						
<b>Total</b>	<b>2</b>	<b>0</b>	<b>0</b>	<b>0</b>	<b>1</b>	<b>1</b>	<b>5</b>	<b>0</b>	<b>1</b>						
<b>Atlanta Falcons</b>	<b>FUM</b>	<b>OWN-REC</b>	<b>YDS</b>	<b>TD</b>	<b>FORCED</b>	<b>OPP-REC</b>	<b>YDS</b>	<b>TD</b>	<b>OUT-BDS</b>						
E.Robinson	0	0	0	0	1	0	0	0	0						
C.Smith	0	0	0	0	0	1	18	0	0						
K.Oxendine	1	0	0	0	0	0	0	0	0						
<b>Total</b>	<b>1</b>	<b>0</b>	<b>0</b>	<b>0</b>	<b>1</b>	<b>1</b>	<b>18</b>	<b>0</b>	<b>0</b>						

# 1999 Game Reviews

## FINAL TEAM STATISTICS

	Rams	Falcons
TOTAL FIRST DOWNS	17	16
By Rushing	10	2
By Passing	6	14
By Penalty	1	0
THIRD DOWN EFFICIENCY	2-8-25%	3-12-25%
FOURTH DOWN EFFICIENCY	1-1-100%	2-2-100%
TOTAL NET YARDS	283	316
Total Offensive Plays (inc. times thrown passing)	50	58
Average gain per offensive play	5.7	5.4
NET YARDS RUSHING	189	41
Total Rushing Plays	28	19
Average gain per rushing play	6.8	2.2
Tackles for a loss - number and yards	6-20	5-13
NET YARDS PASSING	94	275
Times thrown - yards lost attempting to pass	2-17	3-19
Gross yards passing	111	294
PASS ATTEMPTS-COMPLETIONS-HAD INTERCEPTED	20-13-0	36-20-2
Average gain per pass play (inc. # thrown passing)	4.3	7.1
KICKOFFS Number-In End Zone-Touchbacks	8-4-1	4-2-0
PUNTS Number and Average	3-32.7	5-39.8
Had Blocked	0	0
FGs - PATs Had Blocked	0-0	0-0
Net punting average	28.3	40.4
TOTAL RETURN YARDAGE (Not Including Kickoffs)	102	13
No. and Yards Punt Returns	1-3	2-13
No. and Yards Kickoff Returns	4-126	7-157
No. and Yards Interception Returns	2-105	0-0
PENALTIES Number and Yards	8-45	10-88
FUMBLES Number and Lost	2-1	1-1
TOUCHDOWNS	5	1
Rushing	2	0
Passing	1	1
Interceptions	1	0
Kickoff Returns	1	0
EXTRA POINTS Made-Attempts	5-5	1-1
Kicking Made-Attempts	5-5	1-1
FIELD GOALS Made-Attempts	2-2	2-2
SAFETIES	0	0
FINAL SCORE	41	13
TIME OF POSSESSION	28:48	31:12

# 1999 Game Reviews

Game 7

## PITTSBURGH 13, FALCONS 9

At Three Rivers Stadium, October 25, 1999

It took two defensive stances at the goal line by Pittsburgh in the final two minutes of the game to lift the Steelers to a 13-9 victory over the Falcons in a Monday Night Football contest at Three Rivers Stadium. The Falcons fell behind for the sixth time this season with just six yards rushing in the first half as Pittsburgh built a 13-0 halftime lead. After a scoreless third quarter, the Falcons got on the scoreboard after QB Chris Chandler culminated a 56-yard drive with a five-yard touchdown pass to WR Terance Mathis to make the score, 13-7, with 6:42 remaining in the game. Pittsburgh RB Jerome Bettis fumbled at the Steelers 47-yard line on the next series, and S Marty Carter recovered for the Falcons inside Steelers territory with 3:39 left on the clock. Chandler completed a 40-yard pass to Mathis on the first play from scrimmage to give the Falcons a first down at the Steelers seven-yard line. A six-yard run by RB Ken Oxendine set up a second-and-goal situation from the one-yard line at the two-minute warning. FB Bob Christian was stopped on two consecutive running plays up the middle, and on fourth down, Oxendine was stopped short of the goal line. Pittsburgh took over at its own one-yard line with 1:45 to go. The Falcons defense stopped the Steelers, and on fourth down Pittsburgh elected to take a safety rather than punt out of their own end zone. Following the free kick, the Falcons began their final drive at their own 36-yard line with 1:12 to play and no time outs. After moving to the Steelers 32-yard line with 19 seconds to play, Chandler completed a 27-yard pass to WR Tim Dwight at the Pittsburgh five-yard line where he spiked the ball with two seconds left to give the Falcons a final attempt to win the game. Chandler's pass in the end zone to Dwight was incomplete to secure Pittsburgh's victory. The Steelers took a 7-0 first quarter lead when Steelers CB Chad Scott intercepted a Chandler pass inside Falcons territory. Two plays later, QB Kordell Stewart hit RB Richard Huntley in stride on the way to a 13-yard touchdown. The Steelers added on to their lead with two field goals on their final second quarter drives. First, PK Kris Brown hit on a 51-yard field goal. Then, he connected on a 25-yard field goal as time expired in the first half for a 13-0 lead. Chandler completed 20 of 34 passes for 233 yards, one touchdown and one interception in his first complete game of the season. Mathis, who surpassed Andre Rison (423) as the Falcons all-time leading receiver with 427 receptions, caught 12 passes for 166 yards, including a five-yard touchdown pass.

<b>Falcons</b>	0	0	0	9	9
<b>Steelers</b>	7	6	0	0	13

### SCORING DRIVES

Team	Qtr	Clock Time	SCORING PLAY	SCORE	
				Visitor	Home
STEELE	1	1:36	R.Huntley 13 yd. pass from K.Stewart (K.Brown,kick)(2-11,0:52)	0	7
STEELE	2	5:01	K.Brown 51 yd. Field Goal (7-29,2:39)	0	10
STEELE	2	0:00	K.Brown 25 yd. Field Goal (10-50,2:47)	0	13
FALCON	4	6:42	T.Mathis 5 yd. pass from C.Chandler (M.Andersen,kick)(10-56,4:53)	7	13
FALCON	4	1:20	J.Miller out of end zone, forced by TEAM for a SAFETY	9	13

### LINEUPS

Atlanta Falcons			Pittsburgh Steelers			
OFFENSE			DEFENSE			
WR 83	T.Dwight	LE 92	L.Archambeau	SE 88	C.Hawkins	
LT 70	B.Whitfield	LT 98	T.Hall	LT 72	W.Gandy	
LG 65	G.Bishop	RT 75	S.Dronett	LG 65	A.Faneca	
C 61	R.Tobeck	RE 90	C.Smith	C 62	R.Duffy	
RG 69	G.Williams	WLB 52	C.Sauer	RG 68	B.Stai	
RT 74	E.Salaam	MLB 51	J.Kelly	RT 60	A.Brown	
TE 88	OJ.Santiago	SLB 94	H.Crockett	TE 87	M.Brueener	
WR 81	T.Mathis	RCB 23	R.Bradford	QB 10	K.Stewart	
QB 12	C.Chandler	LCB 34	R.Buchanan	TE 85	M.Lyons	
RB 28	K.Oxendine	SS 25	M.Carter	HB 36	J.Bettis	
FB 44	B.Christian	FS 41	E.Robinson	FL 86	H.Ward	
					LE 71	O.Roye
					NT 93	J.Steed
					RE 76	K.Henry
					LOLB 92	J.Gildon
					LILB 99	L.Kirkland
					RILB 50	E.Holmes
					ROLB 51	C.Emmons
					LCB 30	C.Scott
					RCB 20	D.Washington
					FS 41	L.Flowers
					SS 27	T.Davis

# 1999 Game Reviews

## FINAL INDIVIDUAL STATISTICS

Atlanta Falcons						Pittsburgh Steelers									
<b>RUSHING</b>															
	ATT	YDS	AVG	LG	TD		ATT	YDS	AVG	LG	TD				
K.Oxendine	14	30	2.1	6	0	J.Bettis	23	80	3.5	14	0				
T.Dwight	2	8	4.0	4	0	K.Stewart	10	37	3.7	9	0				
B.Hanspard	4	6	1.5	6	0	R.Huntley	1	3	3.0	3	0				
C.Chandler	2	5	2.5	5	0	J.Miller	1	-9	-9.0	9	0				
B.Christian	3	0	0.0	1	0										
<b>Total</b>	<b>25</b>	<b>49</b>	<b>2.0</b>	<b>6</b>	<b>0</b>	<b>Total</b>	<b>35</b>	<b>111</b>	<b>3.2</b>	<b>14</b>	<b>0</b>				
<b>PASSING</b>															
	ATT	CMP	YDS	TKD/YD	TD	LG	IN		ATT	CMP	YDS	TKD/YD	TD	LG	IN
C.Chandler	34	20	233	7/46	1	40	1	K.Stewart	21	13	127	1/12	1	26	0
<b>Total</b>	<b>34</b>	<b>20</b>	<b>233</b>	<b>7/46</b>	<b>1</b>	<b>40</b>	<b>1</b>	<b>Total</b>	<b>21</b>	<b>13</b>	<b>127</b>	<b>1/12</b>	<b>1</b>	<b>26</b>	<b>0</b>
<b>RECEIVING</b>															
	NO	YRDS	AVG	LONGEST	TD				NO	YRDS	AVG	LONGEST	TD		
T.Mathis	12	166	13.8	40	1	W.Blackwell	3	46	15.3	26	0				
B.Christian	4	13	3.3	8	0	H.Ward	3	28	9.3	15	0				
T.Dwight	3	44	14.7	27	0	C.Hawkins	3	27	9.0	13	0				
C.Calloway	1	10	10.0	10	0	J.Bettis	2	14	7.0	9	0				
						R.Huntley	2	12	6.0	13	1				
<b>Total</b>	<b>20</b>	<b>233</b>	<b>11.7</b>	<b>40</b>	<b>1</b>	<b>Total</b>	<b>13</b>	<b>127</b>	<b>9.8</b>	<b>26</b>	<b>1</b>				
<b>INTERCEPTIONS</b>															
	NO	YARDS	LONGEST	TD					NO	YARDS	LONGEST	TD			
	0	0	0	0		C.Scott	1	16	16	0					
<b>Total</b>	<b>0</b>	<b>0</b>	<b>0</b>	<b>0</b>	<b>Total</b>	<b>1</b>	<b>16</b>	<b>16</b>	<b>0</b>						
<b>PUNTING</b>															
	NO	YDS	AVG	TB	IN20	LG			NO	YDS	AVG	TB	IN20	LG	
D.Stryzinski	6	223	37.2	0	4	42	J.Miller	6	274	45.7	1	2	60		
<b>Total</b>	<b>6</b>	<b>223</b>	<b>37.2</b>	<b>0</b>	<b>4</b>	<b>42</b>	<b>Total</b>	<b>6</b>	<b>274</b>	<b>45.7</b>	<b>1</b>	<b>2</b>	<b>60</b>		
<b>PUNT RETURNS</b>															
	NO	FC	YARDS	LG	TD				NO	FC	YARDS	LG	TD		
T.Dwight	2	1	15	15	0	C.Hawkins	2	4	1	4	0				
[DOWNED]	1	0	0	0	0										
[OUT OF BOUNDS]	1	0	0	0	0										
[TOUCHBACK]	1	0	0	0	0										
<b>Returns</b>	<b>2</b>	<b>1</b>	<b>15</b>	<b>15</b>	<b>0</b>	<b>Returns</b>	<b>2</b>	<b>4</b>	<b>1</b>	<b>4</b>	<b>0</b>				
<b>KICKOFF RET.</b>															
	NO	FC	YARDS	LG	TD				NO	FC	YARDS	LG	TD		
T.Dwight	3	0	61	28	0	T.Edwards	1	0	9	9	0				
B.Kozlowski	1	0	10	10	0	[TOUCHBACK]	1	0	0	0	0				
<b>Returns</b>	<b>4</b>	<b>0</b>	<b>71</b>	<b>28</b>	<b>0</b>	<b>Returns</b>	<b>1</b>	<b>0</b>	<b>9</b>	<b>9</b>	<b>0</b>				
<b>Pittsburgh Steelers</b>															
<b>FUMBLES</b>	<b>FUM</b>	<b>OWN-REC</b>	<b>YDS</b>	<b>TD</b>	<b>FORCED</b>	<b>OPP-REC</b>	<b>YDS</b>	<b>TD</b>	<b>OUT-BDS</b>						
J.Bettis	1	0	0	0	0	0	0	0	0						
<b>Total</b>	<b>1</b>	<b>0</b>	<b>0</b>	<b>0</b>	<b>0</b>	<b>0</b>	<b>0</b>	<b>0</b>	<b>0</b>						
<b>Atlanta Falcons</b>															
<b>FUMBLES</b>	<b>FUM</b>	<b>OWN-REC</b>	<b>YDS</b>	<b>TD</b>	<b>FORCED</b>	<b>OPP-REC</b>	<b>YDS</b>	<b>TD</b>	<b>OUT-BDS</b>						
C.Chandler	1	0	-4	0	0	0	0	0	0						
R.Tobeck	0	1	0	0	0	0	0	0	0						
M.Carter	0	0	0	0	0	1	0	0	0						
<b>Total</b>	<b>1</b>	<b>1</b>	<b>-4</b>	<b>0</b>	<b>0</b>	<b>1</b>	<b>0</b>	<b>0</b>	<b>0</b>						

# 1999 Game Reviews

## FINAL TEAM STATISTICS

	Falcons	Steelers
TOTAL FIRST DOWNS	20	14
By Rushing	1	5
By Passing	14	8
By Penalty	5	1
THIRD DOWN EFFICIENCY	5-14-36%	3-12-25%
FOURTH DOWN EFFICIENCY	1-2-50%	0-1-0%
TOTAL NET YARDS	236	226
Total Offensive Plays (inc. times thrown passing)	66	57
Average gain per offensive play	3.6	4.0
NET YARDS RUSHING	49	111
Total Rushing Plays	25	35
Average gain per rushing play	2.0	3.2
Tackles for a loss - number and yards	8-30	6-13
NET YARDS PASSING	187	115
Times thrown - yards lost attempting to pass	7-46	1-12
Gross yards passing	233	127
PASS ATTEMPTS-COMPLETIONS-HAD INTERCEPTED	34-20-1	21-13-0
Average gain per pass play (inc. # thrown passing)	4.6	5.2
KICKOFFS Number-In End Zone-Touchbacks	2-1-1	4-0-0
PUNTS Number and Average	6-37.2	6-45.7
Had Blocked	0	0
FGs - PATs Had Blocked	0-0	0-0
Net punting average	37.0	39.8
TOTAL RETURN YARDAGE (Not Including Kickoffs)	15	17
No. and Yards Punt Returns	2-15	2-1
No. and Yards Kickoff Returns	4-71	1-9
No. and Yards Interception Returns	0-0	1-16
PENALTIES Number and Yards	3-15	9-91
FUMBLES Number and Lost	1-0	1-1
TOUCHDOWNS	1	1
Rushing	0	0
Passing	1	1
EXTRA POINTS Made-Attempts	1-1	1-1
Kicking Made-Attempts	1-1	1-1
FIELD GOALS Made-Attempts	0-1	2-2
SAFETIES	1	0
FINAL SCORE	9	13
TIME OF POSSESSION	33:08	26:52

# 1999 Game Reviews

Game 8

## FALCONS 27, CAROLINA 20

At Atlanta, October 31, 1999

The Falcons picked up their first home victory of the season in a 27-20 win over the Carolina Panthers to improve to 2-6 on the year. The Falcons found a solution to their turnover problems by winning the turnover battle 5-0. The Falcons intercepted three Carolina QB Steve Beuerlein passes and recovered two Beuerlein fumbles and did not commit any turnovers of their own. Atlanta converted the turnovers into ten points. After spotting the Panthers a 3-0 lead, WR Tim Dwight positioned the Falcons for their first score with a 40-yard return on the ensuing kickoff for a first down at the Falcons 38-yard line. After moving to the Panthers 35-yard line, QB Chris Chandler connected with Dwight for a 35-yard touchdown pass to put the Falcons in front, 7-3, and give them a lead they would never relinquish. The Falcons added two field goals in the second quarter to extend their lead to 13-3. First, Chandler hit RB Ken Oxendine, who bullied for a 32-yard gain to the Panthers 34-yard line. The drive was stalled at the 22-yard line where PK Morten Andersen hit a 39-yard field goal. S Eugene Robinson intercepted the first of three passes off Carolina QB Steve Beuerlein at the Panthers 33-yard line to end the next series, setting up a 24-yard field goal by Andersen. The Panthers closed the gap to 13-6 before the half with a two-minute drill that brought them to the Falcons 33-yard line where PK John Kasey was good from 51 yards. DE Chuck Smith, who finished the game with three sacks, forced Beuerlein to fumble on a six-yard sack in the third quarter deep in Carolina territory, and DT Shane Dronett recovered the loose ball and advanced it 15 yards to the Panthers two-yard line. Two plays later, Oxendine scored his first NFL touchdown on a one-yard run to push the Falcons to a 20-6 lead. Before the Falcons could get too comfortable, the ensuing kickoff was returned 100 yards for a touchdown by RB Michael Bates to narrow the Falcons lead to 20-13. Chandler engineered a 78-yard drive on the next series that culminated with a four-yard touchdown pass to Dwight off a play-action fake on the first play of the fourth quarter for a 27-13 Falcons lead. The Panthers made a valiant comeback attempt late in the fourth quarter when it took just three plays to move 70 yards before Beuerlein scored on a one-yard touchdown to make the score 27-20 with 3:07 to go. The Panthers forced the Falcons to punt and got the ball back with 14 seconds to play, but Beuerlein's pass was intercepted by S Gerald McBurrows to seal the Falcons victory.

<b>Panthers</b>	3	3	7	7	<b>20</b>
<b>Falcons</b>	7	6	7	7	<b>27</b>

### SCORING DRIVES

Team	Qtr	Clock Time	SCORING PLAY	SCORE	
				Visitor	Home
PANTHE	1	5:25	J.Kasay 31 yd. Field Goal (12-62,5:44)	3	0
FALCON	1	2:35	T.Dwight 35 yd. pass from C.Chandler (M.Andersen,kick)(5-62,2:50)	3	7
FALCON	2	8:22	M.Andersen 39 yd. Field Goal (9-56,5:17)	3	10
FALCON	2	3:38	M.Andersen 24 yd. Field Goal (7-26,3:21)	3	13
PANTHE	2	0:11	J.Kasay 51 yd. Field Goal (12-47,3:27)	6	13
FALCON	3	5:44	K.Oxendine 1 yd. run (M.Andersen,kick)(2-2,0:53)	6	20
PANTHE	3	5:25	M.Bates 100 yd. kickoff return (J.Kasay,kick)	13	20
FALCON	4	14:43	T.Dwight 4 yd. pass from C.Chandler (M.Andersen,kick)(8-2,5:42)	13	27
PANTHE	4	3:07	S.Beuerlein 1 yd. run (J.Kasay,kick)(2-70,0:42)	20	27

### LINEUPS

Carolina Panthers				Atlanta Falcons			
OFFENSE		DEFENSE		OFFENSE		DEFENSE	
WR 87	M.Muhammad	DE 96	A.Edwards	WR 81	T.Mathis	DT 98	T.Hall
WR 82	E.Metcalf	DT 90	T.Morabito	T 70	B.Whitfield	DE 92	L.Archambeau
T 75	C.Jones	DT 94	S.Gilbert	G 65	G.Bishop	DT 75	S.Dronett
C 67	B.Stollenberg	DL 99	C.Wiley	C 61	R.Toback	DE 90	C.Smith
C 65	F.Garcia	LB 91	K.Greene	G 69	G.Williams	LB 52	C.Sauer
G 61	A.Redmon	LB 95	D.Wells	T 74	E.Salaam	LB 94	H.Crockett
T 70	C.Terry	LB 56	M.Barrow	WR 83	T.Dwight	LB 58	J.Tuggle
TE 85	W.Walls	CB 25	E.Davis	QB 12	C.Chandler	CB 34	R.Buchanan
QB 7	S.Beuerlein	CB 33	D.Evans	RB 28	K.Oxendine	CB 23	R.Bradford
RB 32	F.Lane	S 46	B.Alexander	RB 44	B.Christian	S 25	M.Garter
FB 40	W.Floyd	S 30	M.Minter	TE 88	O.Santiago	S 41	E.Robinson

# 1999 Game Reviews

## FINAL INDIVIDUAL STATISTICS

Carolina Panthers						Atlanta Falcons									
<b>RUSHING</b>						<b>RUSHING</b>									
F.Lane	ATT	YDS	AVG	LG	TD	K.Oxendine	ATT	YDS	AVG	LG	TD				
S.Beuerlein	15	55	3.7	15	0	B.Hanspard	17	64	3.8	13	1				
	3	8	2.7	4	1	C.Chandler	14	44	3.1	15	0				
							1	-1	-1.0	-1	0				
<b>Total</b>						<b>Total</b>									
	18	63	3.5	15	1		32	107	3.3	15	1				
<b>PASSING</b>						<b>PASSING</b>									
S.Beuerlein	ATT	CMP	YDS	TKD/YD	TD	LG	IN	C.Chandler	ATT	CMP	YDS	TKD/YD	TD	LG	IN
	35	21	256	6/29	0	54	3		21	14	201	3/25	2	35	0
<b>Total</b>						<b>Total</b>									
	35	21	256	6/29	0	54	3		21	14	201	3/25	2	35	0
<b>RECEIVING</b>						<b>RECEIVING</b>									
M.Muhammad	NO	YRDS	AVG	LONGEST	TD			T.Mathis	NO	YRDS	AVG	LONGEST	TD		
F.Lane	5	62	12.4		18	0		T.Dwight	4	53	13.3		17	0	
W.Walls	4	17	4.3		7	0		B.Christian	3	61	20.3		35	2	
E.Metcalf	3	48	16.0		22	0		K.Oxendine	3	40	13.3		24	0	
A.Johnson	3	32	10.7		12	0		C.Calloway	2	38	19.0		32	0	
D.Hayes	3	31	10.3		22	0		B.Hanspard	1	11	11.0		11	0	
K.Mangum	2	60	30.0		54	0			1	-2	-2.0		-2	0	
	1	6	6.0		6	0									
<b>Total</b>						<b>Total</b>									
	21	256	12.2		54	0			14	201	14.4		35	2	
<b>INTERCEPTIONS</b>						<b>INTERCEPTIONS</b>									
	NO	YARDS	LONGEST	TD				G.McBurrows	NO	YARDS	LONGEST	TD			
	0	0		0	0			E.Robinson	1	41		41	0		
								M.Carter	1	7		7	0		
									1	4		4	0		
<b>Total</b>						<b>Total</b>									
	0	0		0	0				3	52		41	0		
<b>PUNTING</b>						<b>PUNTING</b>									
K.Waller	NO	YDS	AVG	TB	IN20	LG		D.Stryzinski	NO	YDS	AVG	TB	IN20	LG	
	2	72	36.0	0	0	51			6	236	39.3	0	1	52	
<b>Total</b>						<b>Total</b>									
	2	72	36.0	0	0	51			6	236	39.3	0	1	52	
<b>PUNT RETURNS</b>						<b>PUNT RETURNS</b>									
E.Metcalf	NO	FC	YARDS	LG	TD			T.Dwight	NO	FC	YARDS	LG	TD		
Returns	4	2	8	6	0			Returns	1	1	11	11	0		
	4	2	8	6	0				1	1	11	11	0		
<b>KICKOFF RET.</b>						<b>KICKOFF RET.</b>									
M.Bates	NO	FC	YARDS	LG	TD			T.Dwight	NO	FC	YARDS	LG	TD		
[TOUCHBACK]	5	0	180	100	1			J.German	4	0	100	40	0		
Returns	1	0	0	0	0			Returns	1	0	1	1	0		
	5	0	180	100	1				5	0	101	40	0		
<b>Carolina Panthers</b>						<b>Atlanta Falcons</b>									
<b>FUMBLES</b>						<b>FUMBLES</b>									
S.Beuerlein	FUM	OWN-REC	YDS	TD				FORCED	OPP-REC	YDS	TD	OUT-BDS			
	2	0	0	0				0	0	0	0	0			
<b>Total</b>						<b>Total</b>									
	2	0	0	0				0	0	0	0	0			
<b>Carolina Panthers</b>						<b>Atlanta Falcons</b>									
<b>FUMBLES</b>						<b>FUMBLES</b>									
C.Smith	FUM	OWN-REC	YDS	TD				FORCED	OPP-REC	YDS	TD	OUT-BDS			
	0	0	0	0				1	0	0	0	0			
S.Dronett	0	0	0	0				0	1	15	0	0			
J.Kelly	0	0	0	0				0	1	0	0	0			
<b>Total</b>						<b>Total</b>									
	0	0	0	0				1	2	15	0	0			

# 1999 Game Reviews

## FINAL TEAM STATISTICS

	Panthers	Falcons
TOTAL FIRST DOWNS	19	20
By Rushing	4	9
By Passing	12	10
By Penalty	3	1
THIRD DOWN EFFICIENCY	6-12-50%	1-9-11%
FOURTH DOWN EFFICIENCY	0-1-0%	0-0-0%
TOTAL NET YARDS	290	283
Total Offensive Plays (inc. times thrown passing)	59	56
Average gain per offensive play	4.9	5.1
NET YARDS RUSHING	63	107
Total Rushing Plays	18	32
Average gain per rushing play	3.5	3.3
Tackles for a loss - number and yards	5-11	3-3
NET YARDS PASSING	227	176
Times thrown - yards lost attempting to pass	6-29	3-25
Gross yards passing	256	201
PASS ATTEMPTS-COMPLETIONS-HAD INTERCEPTED	35-21-3	21-14-0
Average gain per pass play (inc. # thrown passing)	5.5	7.3
KICKOFFS Number-In End Zone-Touchbacks	5-3-0	6-3-1
PUNTS Number and Average	2-36	6-39.3
Had Blocked	0	0
FGs - PATs Had Blocked	0-0	0-0
Net punting average	30.5	38.0
TOTAL RETURN YARDAGE (Not Including Kickoffs)	8	63
No. and Yards Punt Returns	4-8	1-11
No. and Yards Kickoff Returns	5-180	5-101
No. and Yards Interception Returns	0-0	3-52
PENALTIES Number and Yards	9-48	9-75
FUMBLES Number and Lost	2-2	0-0
TOUCHDOWNS	2	3
Rushing	1	1
Passing	0	2
Kickoff Returns	1	0
EXTRA POINTS Made-Attempts	2-2	3-3
Kicking Made-Attempts	2-2	3-3
FIELD GOALS Made-Attempts	2-2	2-2
SAFETIES	0	0
FINAL SCORE	20	27
TIME OF POSSESSION	28:42	31:18

# 1999 Game Reviews

Game 9

## JACKSONVILLE 30, FALCONS 7

At Atlanta, November 7, 1999

The Jacksonville Jaguars started six drives inside Falcons territory and took advantage of four Falcons turnovers on their way to a 30-7 win to drop the Falcons to a 2-7 record. The Jaguars defense limited the Falcons to just ten first downs and only 42 yards on the ground. After jumping out to a 17-0 lead in the second quarter, the Falcons used the two-minute offense to drive 81 yards in 12 plays, before QB Chris Chandler ended the drive with a 17-yard touchdown pass to WR Tim Dwight. The Falcons had a chance to get back in the game when Dwight returned the second half kickoff 99 yards for an apparent touchdown, but an illegal block to the back penalty negated the score and killed the Falcons momentum. The Falcons fell behind 17-0, when the Jaguars scored on three consecutive drives. First, QB Mark Brunell found WR Jimmy Smith wide open behind the Falcons secondary for a 44-yard touchdown in the first quarter. A 41-yard pass play from Brunell to RB Fred Taylor set up a nine-yard scoring pass from Brunell to TE Damon Jones and a 14-0 Jacksonville lead early in the second quarter. Chandler's pass intended to WR Terance Mathis was intercepted on the first play of the Falcons next series, and the Jaguars converted two third down plays to set up a 27-yard field goal and take a 17-0 lead. The Falcons got a break on their touchdown drive before the half when a Chandler pass bounced in and out of a Jaguars defender and into the hands of WR Jammi German for a 23-yard gain for a first down at the Jacksonville 36-yard line. The Jaguars added ten points in the third quarter while holding the Falcons to just six yards in total offense. Brunell, who finished with 14 completions on 27 attempts for 203 yards with three touchdown passes, helped position the Jaguars for a 24-yard field goal and then took his team to the two-yard line to set up his two-yard touchdown pass to WR Keenan McCardell for a 27-7 lead. The Jaguars added a field goal in the fourth quarter, and Taylor, who gained 124 yards on the ground, helped the Jaguars run time off the clock to seal their victory. The Jaguars set a franchise record with nine sacks against the Falcons.

Jaguars	7	10	10	3	30
Falcons	0	7	0	0	7

### SCORING DRIVES

Team	Qtr	Clock Time	SCORING PLAY	SCORE	
				Visitor	Home
JAGUAR	1	7:04	J.Smith 44 yd. pass from M.Brunell (M.Hollis,kick)(1-44,0:07)	7	0
JAGUAR	2	14:14	D.Jones 9 yd. pass from M.Brunell (M.Hollis,kick)(6-84,2:56)	14	0
JAGUAR	2	8:36	M.Hollis 27 yd. Field Goal (11-55,5:11)	17	0
FALCON	2	0:29	T.Dwight 17 yd. pass from C.Chandler (M.Andersen,kick)(12-81,6:10)	17	7
JAGUAR	3	8:10	M.Hollis 24 yd. Field Goal (10-41,4:39)	20	7
JAGUAR	3	1:41	K.McCardell 2 yd. pass from M.Brunell (M.Hollis,kick)(11-44,5:11)	27	7
JAGUAR	4	4:29	M.Hollis 34 yd. Field Goal (8-24,2:59)	30	7

### LINEUPS

Jacksonville Jaguars				Atlanta Falcons			
OFFENSE		DEFENSE		OFFENSE		DEFENSE	
WR	82 J.Smith	DE	99 J.Smeenge	WR	83 T.Dwight	DE	92 L.Archambeau
T	71 T.Boselli	DT	96 G.Walker	T	70 B.Whitfield	DT	98 T.Hall
G	62 B.Coleman	DT	91 S.Payne	G	64 B.Hallen	DT	75 S.Dronett
C	66 J.Wade	DE	90 T.Brackens	C	61 R.Tobeck	DE	90 C.Smith
G	77 Z.Wiegert	LB	95 B.Paup	G	68 C.Collins	LB	94 H.Crockett
T	72 L.Searcy	LB	56 L.Marts	T	74 E.Salaam	LB	58 J.Tuggle
TE	80 K.Brady	LB	51 K.Hardy	TE	88 O.Santiago	LB	56 K.Brooking
WR	87 K.McCardell	CB	25 F.Bryant	WR	81 T.Mathis	CB	34 R.Buchanan
QB	8 M.Brunell	CB	21 A.Beasley	QB	12 C.Chandler	CB	23 R.Bradford
TE	88 D.Jones	S	20 D.Darius	RB	44 B.Christian	S	25 M.Carter
RB	28 F.Taylor	S	37 C.Lake	RB	28 K.Oxendine	S	41 E.Robinson

# 1999 Game Reviews

## FINAL INDIVIDUAL STATISTICS

Jacksonville Jaguars						Atlanta Falcons									
<b>RUSHING</b>	ATT	YDS	AVG	LG	TD	<b>RUSHING</b>	ATT	YDS	AVG	LG	TD				
F.Taylor	27	124	4.6	23	0	K.Oxendine	5	11	2.2	7	0				
T.Banks	1	12	12.0	12	0	B.Hanspard	4	11	2.8	4	0				
J.Stewart	2	11	5.5	7	0	B.Christian	1	10	10.0	10	0				
M.Brunell	2	7	3.5	5	0	W.Oliver	1	10	10.0	10	0				
J.Fiedler	2	-2	-1.0	-1	0										
<b>Total</b>	<b>34</b>	<b>152</b>	<b>4.5</b>	<b>23</b>	<b>0</b>	<b>Total</b>	<b>11</b>	<b>42</b>	<b>3.8</b>	<b>10</b>	<b>0</b>				
<b>PASSING</b>	ATT	CMP	YDS	TKD/YD	TD	LG	IN	<b>PASSING</b>	ATT	CMP	YDS	TKD/YD	TD	LG	IN
M.Brunell	27	14	203	2/16	3	44	0	C.Chandler	25	14	163	8/54	1	30	2
J.Fiedler	7	5	35	1/7	0	11	0	T.Graziani	5	3	40	1/9	0	18	1
<b>Total</b>	<b>34</b>	<b>19</b>	<b>238</b>	<b>3/23</b>	<b>3</b>	<b>44</b>	<b>0</b>	<b>Total</b>	<b>30</b>	<b>17</b>	<b>203</b>	<b>9/63</b>	<b>1</b>	<b>30</b>	<b>3</b>
<b>RECEIVING</b>	NO	YRDS	AVG	LONGEST	TD	<b>RECEIVING</b>	NO	YRDS	AVG	LONGEST	TD				
K.McCardell	9	62	6.9	11	1	B.Kozlowski	3	49	16.3	18	0				
J.Smith	4	77	19.3	44	1	K.Oxendine	3	39	13.0	18	0				
F.Taylor	2	54	27.0	41	0	T.Mathis	3	28	9.3	20	0				
R.Barlow	1	20	20.0	20	0	T.Dwight	2	47	23.5	30	1				
K.Brady	1	11	11.0	11	0	B.Christian	2	8	4.0	6	0				
D.Jones	1	9	9.0	9	1	B.Hanspard	2	7	3.5	6	0				
T.Banks	1	5	5.0	5	0	J.German	1	23	23.0	23	0				
						O.Santiago	1	2	2.0	2	0				
<b>Total</b>	<b>19</b>	<b>238</b>	<b>12.5</b>	<b>44</b>	<b>3</b>	<b>Total</b>	<b>17</b>	<b>203</b>	<b>11.9</b>	<b>30</b>	<b>1</b>				
<b>INTERCEPTIONS</b>	NO	YARDS	LONGEST	TD	<b>INTERCEPTIONS</b>	NO	YARDS	LONGEST	TD						
L.Marts	1	10	10	0											
D.Darius	1	8	8	0											
T.Brackens	1	0	0	0											
<b>Total</b>	<b>3</b>	<b>18</b>	<b>10</b>	<b>0</b>	<b>Total</b>	<b>0</b>	<b>0</b>	<b>0</b>	<b>0</b>						
<b>PUNTING</b>	NO	YDS	AVG	TB	IN20	LG	<b>PUNTING</b>	NO	YDS	AVG	TB	IN20	LG		
B.Barker	4	167	41.8	0	2	56	D.Stryzinski	6	221	36.8	0	1	46		
<b>Total</b>	<b>4</b>	<b>167</b>	<b>41.8</b>	<b>0</b>	<b>2</b>	<b>56</b>	<b>Total</b>	<b>6</b>	<b>221</b>	<b>36.8</b>	<b>0</b>	<b>1</b>	<b>46</b>		
<b>PUNT RETURNS</b>	NO	FC	YARDS	LG	TD	<b>PUNT RETURNS</b>	NO	FC	YARDS	LG	TD				
R.Barlow	3	3	9	8	0	T.Dwight [DOWNED]	2	1	27	17	0				
Returns	3	3	9	8	0	Returns	2	1	27	17	0				
<b>KICKOFF RET.</b>	NO	FC	YARDS	LG	TD	<b>KICKOFF RET.</b>	NO	FC	YARDS	LG	TD				
R.Barlow	1	0	13	13	0	T.Dwight [TOUCHBACK]	6	0	142	28	0				
T.Banks	1	0	12	12	0	Returns	1	0	0	0	0				
Returns	2	0	25	13	0	Returns	6	0	142	28	0				
<b>Jacksonville Jaguars</b>						<b>Atlanta Falcons</b>									
<b>FUMBLES</b>	FUM	OWN-REC	YDS	TD	<b>FORBIDDEN</b>	OPP-REC	YDS	TD	OUT-BDS						
M.Brunell	1	0	0	0	0	0	0	0	0						
T.Boselli	0	1	0	0	0	0	0	0	0						
D.Thomas	0	0	0	0	0	1	0	0	0						
D.Shelton	0	0	0	0	0	0	1	0	0						
B.McElmurry	0	0	0	0	0	1	0	0	0						
<b>Total</b>	<b>1</b>	<b>1</b>	<b>0</b>	<b>0</b>	<b>2</b>	<b>1</b>	<b>0</b>	<b>0</b>	<b>0</b>						
<b>Atlanta Falcons</b>						<b>Jacksonville Jaguars</b>									
<b>FUMBLES</b>	FUM	OWN-REC	YDS	TD	<b>FORBIDDEN</b>	OPP-REC	YDS	TD	OUT-BDS						
T.Dwight	1	0	0	0	0	0	0	0	0						
B.Kozlowski	1	0	0	0	0	0	0	0	1						
<b>Total</b>	<b>2</b>	<b>0</b>	<b>0</b>	<b>0</b>	<b>0</b>	<b>0</b>	<b>0</b>	<b>0</b>	<b>1</b>						

# 1999 Game Reviews

## FINAL TEAM STATISTICS

	Jaguars	Falcons
TOTAL FIRST DOWNS	20	10
By Rushing	8	1
By Passing	12	9
By Penalty	0	0
THIRD DOWN EFFICIENCY	10-19-53%	4-13-31%
FOURTH DOWN EFFICIENCY	0-0-0%	0-2-0%
TOTAL NET YARDS	367	182
Total Offensive Plays (inc. times thrown passing)	71	50
Average gain per offensive play	5.2	3.6
NET YARDS RUSHING	152	42
Total Rushing Plays	34	11
Average gain per rushing play	4.5	3.8
Tackles for a loss - number and yards	1-2	2-2
NET YARDS PASSING	215	140
Times thrown - yards lost attempting to pass	3-23	9-63
Gross yards passing	238	203
PASS ATTEMPTS-COMPLETIONS-HAD INTERCEPTED	34-19-0	30-17-3
Average gain per pass play (inc. # thrown passing)	5.8	3.6
KICKOFFS Number-In End Zone-Touchbacks	7-3-1	2-0-0
PUNTS Number and Average	4-41.8	6-36.8
Had Blocked	0	0
FGs - PATs Had Blocked	1-0	0-0
Net punting average	35.0	35.3
TOTAL RETURN YARDAGE (Not Including Kickoffs)	27	27
No. and Yards Punt Returns	3-9	2-27
No. and Yards Kickoff Returns	2-25	6-142
No. and Yards Interception Returns	3-18	0-0
PENALTIES Number and Yards	5-40	5-34
FUMBLES Number and Lost	1-0	2-1
TOUCHDOWNS	3	1
Rushing	0	0
Passing	3	1
EXTRA POINTS Made-Attempts	3-3	1-1
Kicking Made-Attempts	3-3	1-1
FIELD GOALS Made-Attempts	3-4	0-0
SAFETIES	0	0
FINAL SCORE	30	7
TIME OF POSSESSION	34:24	25:36

# 1999 Game Reviews

Game 10

## TAMPA BAY 19, FALCONS 10

At Tampa, November 21, 1999

Tampa Bay PK Martin Gramatica connected on four field goals, including field goals of 50 and 53 yards in the fourth quarter, to lift the Buccaneers to a 19-10 victory that dropped the Falcons to a 2-8 record. The Falcons dominated the first quarter, jumping to a 10-0 lead while holding the Buccaneers to zero total yards. Safety Eugene Robinson ended the Buccaneers first drive of the game when he intercepted a QB Trent Dilfer pass at the Tampa Bay 47-yard line. Atlanta converted three third-down plays, moving to the eight-yard line, setting up WR Tim Dwight's eight-yard touchdown run around the right end for a 7-0 Falcons lead. The Falcons defense held the Buccaneers on the next drive and returned a Tampa Bay punt 26 yards for a Falcons first down at the Buccaneers 43-yard line. The Falcons converted two third down plays before being stopped at the 11-yard line where PK Morten Andersen culminated the drive with a 28-yard field goal. The Buccaneers took the second quarter, holding the Falcons to just eight yards, while holding the ball for 12:21 and scoring on a pair of field goals. The Falcons ran just one offensive series in the entire second quarter. The Buccaneers were pinned at their own 13-yard line early in the second quarter when Dilfer found WR Jacques Green open on the left sideline for a 47-yard pass play and a first down at the Falcons 40-yard line. The Buccaneers moved to the six-yard line of Atlanta before being forced to settle for the first of four field goals by Gramatica. After holding the Falcons on the ensuing series, Tampa Bay put together a 16 play drive that ended with a 26-yard field goal to narrow the Falcons lead to 10-6. During that series, the Buccaneers had a series of penalties that forced them into a first-and-30 situation. Under a heavy rush by the Falcons defense, Dilfer managed to break free for a 19-yard gain to aid in the scoring drive. The Falcons gained just three first downs and 67 total yards in the second half. Only three of the Falcons eight second half drives went longer than three plays. After a scoreless third period, the Buccaneers' defense helped set up another score when CB Donnie Abraham intercepted a QB Chris Chandler on a fade route that was intended to WR Terance Mathis. The Buccaneers drive was stopped at the Falcons 32-yard line, but Gramatica connected on a 50-yard field goal to bring Tampa Bay within one point at 10-9. A costly holding penalty on the ensuing kickoff pushed the Falcons back to their own nine-yard line. After being stopped on three straight plays, the Buccaneers fielded a Falcons punt and began their next drive on their own 40-yard line. The Buccaneers moved to the Atlanta 34-yard line with 1:05 left, setting up a 53-yard field goal by Gramatica to give the Buccaneers a 12-10 lead. A 32-yard kickoff return by Dwight put the Falcons at the Tampa Bay 36-yard line with 51 seconds to play with a chance to win the game with a field goal. On third-and-seven with 41 seconds to go, Chandler tried to hit RB Winslow Oliver in the right flat, but Oliver bobbled the ball, and Abraham intercepted the pass and raced in and out of traffic on his way to a 47-yard touchdown return for a 19-10 final.

Falcons	10	0	0	0	10
Buccaneers	0	6	0	13	19

### SCORING DRIVES

Team	Qtr	Clock Time	SCORING PLAY	SCORE	
				Visitor	Home
FALCON	1	7:10	T.Dwight 8 yd. run (M.Andersen,kick)(10-47,6:15)	7	0
FALCON	1	0:53	M.Andersen 28 yd. Field Goal (10-32,5:15)	10	0
BUCCAN	2	9:13	M.Gramatica 24 yd. Field Goal (12-82,6:40)	10	3
BUCCAN	2	0:08	M.Gramatica 26 yd. Field Goal (16-51,6:34)	10	6
BUCCAN	4	5:32	M.Gramatica 50 yd. Field Goal (8-34,3:43)	10	9
BUCCAN	4	0:58	M.Gramatica 53 yd. Field Goal (9-26,2:47)	10	12
BUCCAN	4	0:27	D.Abraham 47 yd. interception return (M.Gramatica,kick)	10	19

### LINEUPS

Atlanta Falcons			Tampa Bay Buccaneers				
OFFENSE			DEFENSE				
WR 83	T.Dwight	LE 92	L.Archambeau	WR 81	J.Green	LE 72	C.Ahanotu
LT 70	B.Whitfield	LT 98	T.Hall	LT 74	P.Gruber	NT 77	B.Culpepper
LG 64	B.Hallen	RT 75	S.Dronett	LG 64	J.Diaz	DT 99	W.Sapp
C 61	R.Tobeck	RE 90	C.Smith	C 61	T.Mayberry	RE 94	S.White
RG 68	C.Collins	WLB 56	K.Brooking	RG 73	F.Middleton	SLB 53	S.Quarles
RT 74	E.Salaam	MLB 58	J.Tuggle	RT 71	J.Wunsch	MLB 56	H.Nickerson
TE 88	O.J.Santiago	SLB 94	H.Crockett	TE 83	D.Moore	WLB 55	D.Brooks
WR 81	T.Mathis	LCB 34	R.Buchanan	WR 87	B.Emanuel	LCB 21	D.Abraham
QB 12	C.Chandler	RCB 23	R.Bradford	QB 12	T.Dilfer	RCB 20	R.Barber
RB 28	K.Oxendine	SS 25	M.Carter	RB 28	W.Dunn	SS 47	J.Lynch
FB 44	B.Christian	FS 41	E.Robinson	FB 40	M.Alstott	FS 24	D.Robinson

# 1999 Game Reviews

## FINAL INDIVIDUAL STATISTICS

Atlanta Falcons						Tampa Bay Buccaneers									
<b>RUSHING</b>	ATT	YDS	AVG	LG	TD	<b>RUSHING</b>	ATT	YDS	AVG	LG	TD				
K.Oxendine	14	48	3.4	7	0	M.Alstott	12	48	4.0	13	0				
B.Christian	3	14	4.7	5	0	W.Dunn	11	44	4.0	12	0				
T.Dwight	1	8	8.0	8	1	T.Dilfer	3	29	9.7	19	0				
C.Chandler	2	4	2.0	3	0	J.Green	1	-2	-2.0	-2	0				
B.Hanspard	4	3	0.8	3	0										
<b>Total</b>	<b>24</b>	<b>77</b>	<b>3.2</b>	<b>8</b>	<b>1</b>	<b>Total</b>	<b>27</b>	<b>119</b>	<b>4.4</b>	<b>19</b>	<b>0</b>				
<b>PASSING</b>	ATT	CMP	YDS	TKD/YD	TD	LG	IN	<b>PASSING</b>	ATT	CMP	YDS	TKD/YD	TD	LG	IN
C.Chandler	25	14	109	2/17	0	17	2	T.Dilfer	31	15	142	3/22	0	47	1
<b>Total</b>	<b>25</b>	<b>14</b>	<b>109</b>	<b>2/17</b>	<b>0</b>	<b>17</b>	<b>2</b>	<b>Total</b>	<b>31</b>	<b>15</b>	<b>142</b>	<b>3/22</b>	<b>0</b>	<b>47</b>	<b>1</b>
<b>RECEIVING</b>	NO	YRDS	AVG	LONGEST	TD	<b>RECEIVING</b>	NO	YRDS	AVG	LONGEST	TD				
W.Oliver	4	33	8.3	12	0	J.Green	5	75	15.0	47	0				
T.Dwight	4	20	5.0	10	0	B.Emanuel	3	30	10.0	17	0				
B.Christian	3	36	12.0	17	0	K.Williams	2	14	7.0	10	0				
J.German	1	10	10.0	10	0	M.Alstott	2	9	4.5	9	0				
T.Mathis	1	6	6.0	6	0	W.Dunn	2	8	4.0	4	0				
K.Oxendine	1	4	4.0	4	0	J.Davis	1	6	6.0	6	0				
<b>Total</b>	<b>14</b>	<b>109</b>	<b>7.8</b>	<b>17</b>	<b>0</b>	<b>Total</b>	<b>15</b>	<b>142</b>	<b>9.5</b>	<b>47</b>	<b>0</b>				
<b>INTERCEPTIONS</b>	NO	YARDS	LONGEST	TD	<b>INTERCEPTIONS</b>	NO	YARDS	LONGEST	TD						
E.Robinson	1	0	0	0	D.Abraham	2	47	47	1						
<b>Total</b>	<b>1</b>	<b>0</b>	<b>0</b>	<b>0</b>	<b>Total</b>	<b>2</b>	<b>47</b>	<b>47</b>	<b>1</b>						
<b>PUNTING</b>	NO	YDS	AVG	TB	IN20	LG	<b>PUNTING</b>	NO	YDS	AVG	TB	IN20	LG		
D.Stryzinski	6	245	40.8	1	2	55	M.Royals	5	216	43.2	0	1	53		
<b>Total</b>	<b>6</b>	<b>245</b>	<b>40.8</b>	<b>1</b>	<b>2</b>	<b>55</b>	<b>Total</b>	<b>5</b>	<b>216</b>	<b>43.2</b>	<b>0</b>	<b>1</b>	<b>53</b>		
<b>PUNT RETURNS</b>	NO	FC	YARDS	LG	TD	<b>PUNT RETURNS</b>	NO	FC	YARDS	LG	TD				
T.Dwight	3	0	31	26	0	K.Williams	2	3	7	6	0				
[DOWNED]	2	0	0	0	0	[TOUCHBACK]	1	0	0	0	0				
Returns	3	0	31	26	0	Returns	2	3	7	6	0				
<b>KICKOFF RET.</b>	NO	FC	YARDS	LG	TD	<b>KICKOFF RET.</b>	NO	FC	YARDS	LG	TD				
T.Dwight	5	0	102	32	0	Y.Murphy	2	0	29	21	0				
W.Oliver	1	0	16	16	0	W.Dunn	1	0	25	25	0				
B.Kozlowski	0	0	0	0	0										
Returns	6	0	118	32	0	Returns	3	0	54	25	0				
<b>Tampa Bay Buccaneers</b>															
<b>FUMBLES</b>	FUM	OWN-REC	YDS	TD	<b>FORCED</b>	OPP-REC	YDS	TD	OUT-BDS						
Total	0	0	0	0	0	0	0	0	0						
<b>Atlanta Falcons</b>															
<b>FUMBLES</b>	FUM	OWN-REC	YDS	TD	<b>FORCED</b>	OPP-REC	YDS	TD	OUT-BDS						
Total	0	0	0	0	0	0	0	0	0						

# 1999 Game Reviews

## FINAL TEAM STATISTICS

	Falcons	Bucs
TOTAL FIRST DOWNS	9	12
By Rushing	5	8
By Passing	4	4
By Penalty	0	0
THIRD DOWN EFFICIENCY	5-14-36%	5-16-31%
FOURTH DOWN EFFICIENCY	0-0-0%	1-1-100%
TOTAL NET YARDS	169	239
Total Offensive Plays (inc. times thrown passing)	51	61
Average gain per offensive play	3.3	3.9
NET YARDS RUSHING	77	119
Total Rushing Plays	24	27
Average gain per rushing play	3.2	4.4
Tackles for a loss - number and yards	4-5	2-3
NET YARDS PASSING	92	120
Times thrown - yards lost attempting to pass	2-17	3-22
Gross yards passing	109	142
PASS ATTEMPTS-COMPLETIONS-HAD INTERCEPTED	25-14-2	31-15-1
Average gain per pass play (inc. # thrown passing)	3.4	3.5
KICKOFFS Number-In End Zone-Touchbacks	3-0-0	6-1-0
PUNTS Number and Average	6-40.8	5-43.2
Had Blocked	0	0
FGs - PATs Had Blocked	0-0	0-0
Net punting average	36.3	37.0
TOTAL RETURN YARDAGE (Not Including Kickoffs)	31	54
No. and Yards Punt Returns	3-31	2-7
No. and Yards Kickoff Returns	6-118	3-54
No. and Yards Interception Returns	1-0	2-47
PENALTIES Number and Yards	4-29	2-20
FUMBLES Number and Lost	0-0	0-0
TOUCHDOWNS	1	1
Rushing	1	0
Passing	0	0
Interceptions	0	1
EXTRA POINTS Made-Attempts	1-1	1-1
Kicking Made-Attempts	1-1	1-1
FIELD GOALS Made-Attempts	1-1	4-4
SAFETIES	0	0
FINAL SCORE	10	19
TIME OF POSSESSION	29:33	30:27

# 1999 Game Reviews

Game 11

**CAROLINA 34, FALCONS 28**

At Carolina, November 28, 1999

The Falcons were behind, 34-21, with five minutes remaining before a valiant comeback attempt was stopped in a 34-28 loss to the Carolina Panthers in a Sunday Night Football matchup at Ericsson Stadium. QB Chris Chandler, who finished with 24 completions on 42 attempts for 315 yards with four touchdown passes, mounted the comeback effort when he connected with WR Tim Dwight on a 58-yard pass play for a first down at the Carolina 10-yard line. The Falcons overcame a holding penalty that negated an eight-yard touchdown pass when Chandler hit WR Terance Mathis for an 18-yard touchdown pass on the next play to bring the score to 34-28 with 3:12 left to play. The Panthers were attempting to run out the clock when Carolina QB Steve Beuerlein fumbled on the exchange of an attempted handoff to RB Tshimanga Biakabutuka, allowing the Falcons to recover at the Carolina 20-yard line. Facing a second-and-15 situation, Chandler fumbled the ball back to Carolina on a blindside sack by LB Kevin Greene, and the Panthers took over at their own 37-yard line with 2:47 left to play. The Falcons defense held the Panthers and fielded a Carolina punt at their own 31-yard line with 1:06 left on the clock, but the Carolina defense stopped the Falcons to prevent a come-from-behind victory and snap a three-game losing streak to the Falcons with the 34-28 win. The Panthers jumped to a 6-0 lead with a 30-yard field goal in the first quarter and a 24-yard field goal on their first drive in the second quarter. The Falcons responded with a 10-play, 80-yard drive that ended in a five-yard touchdown pass from Chandler to RB Ken Oxendine for a 7-6 lead midway through the second quarter. The lead did not last long. Two plays later, Beuerlein found WR Donald Hayes down the left sideline for a 56-yard touchdown pass to give the Panthers back the lead at 13-7. After a failed 47-yard field goal attempt by Carolina, the Falcons and Panthers each scored touchdowns with under two minutes to play in the first half. The Falcons got the ball back with 1:39 to play, and Chandler completed passes of 17 yards and 14 yards, then scrambled for 11 yards to the Carolina 12-yard line to set up a 12-yard touchdown pass to FB Bob Christian for a 14-13 lead with 56 seconds left. Two defensive pass interference penalties against the Falcons aided in a Carolina drive that ended in a one-yard touchdown pass from Beuerlein to WR Patrick Jeffers as time expired in the first half with the Panthers in the lead at 20-14. Carolina added to their lead with a third quarter touchdown to make the score 27-14, while holding the Falcons to just 21 offensive yards. The Panthers opened the fourth quarter with another touchdown to extend their lead to a commanding, 34-14, advantage. Chandler completed five of seven passes for 66 yards on the ensuing drive as the Falcons drove 74 yards down the field to the Carolina 15-yard line where he fired a 15-yard touchdown strike to TE Brian Kozlowski to narrow the Panthers lead to 34-21 and pull the Falcons back into the game. Aiding in the Falcons loss was 14 penalties for 137 yards.

Falcons	0	14	0	14	28
Panthers	3	17	7	7	34

## SCORING DRIVES

Team	Qtr	Clock Time	SCORING PLAY	SCORE	Visitor	Home
PANTHE	1	2:41	J.Kasay 30 yd. Field Goal (6-45,2:17)	0	3	
PANTHE	2	9:42	J.Kasay 24 yd. Field Goal (10-51,6:31)	0	6	
FALCON	2	4:13	K.Oxendine 5 yd. pass from C.Chandler (M.Andersen,kick)(10-80,5:29)	7	6	
PANTHE	2	2:48	D.Hayes 56 yd. pass from S.Beuerlein (J.Kasay,kick)(3-69,1:25)	7	13	
FALCON	2	0:56	B.Christian 12 yd. pass from C.Chandler (M.Andersen,kick)(6-63,0:43)	14	13	
PANTHE	2	0:04	P.Jeffers 1 yd. pass from S.Beuerlein (J.Kasay,kick)(7-62,0:52)	14	20	
PANTHE	3	4:56	T.Biakabutuka 11 yd. run (J.Kasay,kick)(11-91,6:59)	14	27	
PANTHE	4	12:47	W.Walls 11 yd. pass from S.Beuerlein (J.Kasay,kick)(10-60,6:27)	14	34	
FALCON	4	8:34	B.Kozlowski 15 yd. pass from C.Chandler (M.Andersen,kick)(9-74,4:13)	21	34	
FALCON	4	3:12	T.Mathis 18 yd. pass from C.Chandler (M.Andersen,kick)(3-73,1:48)	28	34	

## LINEUPS

Atlanta Falcons				Carolina Panthers							
OFFENSE		DEFENSE		OFFENSE		DEFENSE					
WR	83	T.Dwight	LE	92	L.Archambeau	WR	81	D.Hayes	LE	96	A.Edwards
LT	70	B.Whitfield	LT	98	T.Hall	LT	75	C.Jones	LT	90	T.Morabito
LG	64	B.Hallen	RT	75	S.Dronett	LG	67	B.Stollenberg	RT	94	S.Gilbert
C	61	R.Tobeck	RE	90	C.Smith	C	65	F.Garcia	RE	99	C.Wiley
RG	68	C.Collins	SLB	94	H.Crockett	RG	61	A.Redmon	SLB	91	K.Greene
RT	74	E.Salaam	MLB	58	J.Tuggle	RT	70	C.Terry	MLB	95	D.Wells
TE	88	O.J.Santiago	WLB	56	K.Brooking	TE	85	W.Walls	WLB	56	M.Barrow
WR	81	T.Mathis	LCB	34	R.Buchanan	WR	83	P.Jeffers	LCB	25	E.Davis
QB	12	C.Chandler	RCB	23	R.Bradford	QB	7	S.Beuerlein	RCB	33	D.Evans
RB	28	K.Oxendine	SS	25	M.Carter	RB	21	T.Biakabutuka	SS	46	B.Alexander
FB	44	B.Christian	FS	41	E.Robinson	FB	40	W.Floyd	FS	30	M.Minter

# 1999 Game Reviews

## FINAL INDIVIDUAL STATISTICS

Atlanta Falcons						Carolina Panthers									
<b>RUSHING</b>	ATT	YDS	AVG	LG	TD	<b>RUSHING</b>	ATT	YDS	AVG	LG	TD				
K.Oxendine	11	36	3.3	9	0	T.Biakabutuka	31	94	3.0	14	1				
C.Chandler	1	11	11.0	11	0	W.Floyd	3	23	7.7	16	0				
B.Christian	1	11	11.0	11	0	A.Johnson	2	10	5.0	6	0				
T.Dwight	1	3	3.0	3	0	S.Beuerlein	2	-1	-5	0	0				
W.Oliver	1	3	3.0	3	0										
<b>Total</b>	<b>15</b>	<b>64</b>	<b>4.3</b>	<b>11</b>	<b>0</b>	<b>Total</b>	<b>38</b>	<b>126</b>	<b>3.3</b>	<b>16</b>	<b>1</b>				
<b>PASSING</b>	ATT	CMP	YDS	TKD/YD	TD	LG	IN	<b>PASSING</b>	ATT	CMP	YDS	TKD/YD	TD	LG	IN
C.Chandler	42	24	315	4/36	4	58	0	S.Beuerlein	27	18	262	2/8	3	56	0
<b>Total</b>	<b>42</b>	<b>24</b>	<b>315</b>	<b>4/36</b>	<b>4</b>	<b>58</b>	<b>0</b>	<b>Total</b>	<b>27</b>	<b>18</b>	<b>262</b>	<b>2/8</b>	<b>3</b>	<b>56</b>	<b>0</b>
<b>RECEIVING</b>	NO	YRDS	AVG	LONGEST	TD	<b>RECEIVING</b>	NO	YRDS	AVG	LONGEST	TD				
T.Mathis	9	98	10.9	18	1	D.Hayes	5	133	26.6	56	1				
T.Dwight	5	102	20.4	58	0	W.Walls	3	33	11.0	12	1				
B.Kozlowski	3	29	9.7	15	1	P.Jeffers	3	31	10.3	22	1				
C.Calloway	2	33	16.5	17	0	T.Biakabutuka	3	25	8.3	14	0				
B.Christian	2	19	9.5	12	1	W.Floyd	2	24	12.0	17	0				
R.Kelly	1	22	22.0	22	0	B.Kinchen	1	9	9.0	9	0				
O.J.Santiago	1	7	7.0	7	0	E.Metcalf	1	-7	-7.0	7	0				
K.Oxendine	1	5	5.0	5	1										
<b>Total</b>	<b>24</b>	<b>315</b>	<b>13.1</b>	<b>58</b>	<b>4</b>	<b>Total</b>	<b>18</b>	<b>262</b>	<b>14.6</b>	<b>56</b>	<b>3</b>				
<b>INTERCEPTIONS</b>	NO	YARDS	LONGEST	TD	<b>INTERCEPTIONS</b>	NO	YARDS	LONGEST	TD						
<b>Total</b>	<b>0</b>	<b>0</b>	<b>0</b>	<b>0</b>	<b>Total</b>	<b>0</b>	<b>0</b>	<b>0</b>	<b>0</b>						
<b>PUNTING</b>	NO	YDS	AVG	TB	IN20	LG	<b>PUNTING</b>	NO	YDS	AVG	TB	IN20	LG		
D.Stryzinski	6	232	38.7	0	2	45	K.Walter	4	163	40.8	0	0	53		
<b>Total</b>	<b>6</b>	<b>232</b>	<b>38.7</b>	<b>0</b>	<b>2</b>	<b>45</b>	<b>Total</b>	<b>4</b>	<b>163</b>	<b>40.8</b>	<b>0</b>	<b>0</b>	<b>53</b>		
<b>PUNT RETURNS</b>	NO	FC	YARDS	LG	TD	<b>PUNT RETURNS</b>	NO	FC	YARDS	LG	TD				
T.Dwight	2	2	15	8	0	E.Metcalf	1	2	30	30	0				
						[DOWNED]	2	0	0	0	0				
						[OUT OF BOUNDS]	1	0	0	0	0				
<b>Returns</b>	<b>2</b>	<b>2</b>	<b>15</b>	<b>8</b>	<b>0</b>	<b>Returns</b>	<b>1</b>	<b>2</b>	<b>30</b>	<b>30</b>	<b>0</b>				
<b>KICKOFF RET.</b>	NO	FC	YARDS	LG	TD	<b>KICKOFF RET.</b>	NO	FC	YARDS	LG	TD				
T.Dwight	6	0	115	26	0	M.Bates	2	0	33	19	0				
W.Marshall	1	0	-2	-2	0	K.Mangum	1	0	13	13	0				
						E.Metcalf	1	0	12	12	0				
						[TOUCHBACK]	1	0	0	0	0				
<b>Returns</b>	<b>7</b>	<b>0</b>	<b>113</b>	<b>26</b>	<b>0</b>	<b>Returns</b>	<b>4</b>	<b>0</b>	<b>58</b>	<b>19</b>	<b>0</b>				
<b>Carolina Panthers</b>						<b>Carolina Panthers</b>									
<b>FUMBLES</b>	FUM	OWN-REC	YDS	TD	<b>FORCED</b>	OPP-REC	YDS	TD	OUT-BDS						
S.Beuerlein	2	0	0	0	0	0	0	0	0						
W.Floyd	0	1	0	0	0	0	0	0	0						
K.Greene	0	0	0	0	1	0	0	0	0						
E.Tuaolo	0	0	0	0	0	1	0	0	0						
<b>Total</b>	<b>2</b>	<b>1</b>	<b>0</b>	<b>0</b>	<b>1</b>	<b>1</b>	<b>0</b>	<b>0</b>	<b>0</b>						
<b>Atlanta Falcons</b>						<b>Atlanta Falcons</b>									
<b>FUMBLES</b>	FUM	OWN-REC	YDS	TD	<b>FORCED</b>	OPP-REC	YDS	TD	OUT-BDS						
C.Smith	0	0	0	0	1	0	0	0	0						
T.Hall	0	0	0	0	0	1	0	0	0						
C.Chandler	1	0	0	0	0	0	0	0	0						
<b>Total</b>	<b>1</b>	<b>0</b>	<b>0</b>	<b>0</b>	<b>1</b>	<b>1</b>	<b>0</b>	<b>0</b>	<b>0</b>						

# 1999 Game Reviews

## FINAL TEAM STATISTICS

	Falcons	Panthers
TOTAL FIRST DOWNS	22	25
By Rushing	4	5
By Passing	16	14
By Penalty	2	6
THIRD DOWN EFFICIENCY	4-11-36%	7-14-50%
FOURTH DOWN EFFICIENCY	0-1-0%	0-0-0%
TOTAL NET YARDS	343	380
Total Offensive Plays (inc. times thrown passing)	61	67
Average gain per offensive play	5.6	5.7
NET YARDS RUSHING	64	126
Total Rushing Plays	15	38
Average gain per rushing play	4.3	3.3
Tackles for a loss - number and yards	3-7	2-3
NET YARDS PASSING	279	254
Times thrown - yards lost attempting to pass	4-36	2-8
Gross yards passing	315	262
PASS ATTEMPTS-COMPLETIONS-HAD INTERCEPTED	42-24-0	27-18-0
Average gain per pass play (inc. # thrown passing)	6.1	8.8
KICKOFFS Number-In End Zone-Touchbacks	5-1-1	7-2-0
PUNTS Number and Average	6-38.7	4-40.8
Had Blocked	0	0
FGs - PATs Had Blocked	0-0	0-0
Net punting average	33.7	37.0
TOTAL RETURN YARDAGE (Not Including Kickoffs)	15	30
No. and Yards Punt Returns	2-15	1-30
No. and Yards Kickoff Returns	7-113	4-58
No. and Yards Interception Returns	0-0	0-0
PENALTIES Number and Yards	14-137	8-54
FUMBLES Number and Lost	1-1	2-1
TOUCHDOWNS	4	4
Rushing	0	1
Passing	4	3
EXTRA POINTS Made-Attempts	4-4	4-4
Kicking Made-Attempts	4-4	4-4
FIELD GOALS Made-Attempts	0-0	2-3
SAFETIES	0	0
FINAL SCORE	28	34
TIME OF POSSESSION	23:57	36:03

# 1999 Game Reviews

Game 12

## FALCONS 35, NEW ORLEANS 12

At Atlanta, December 5, 1999

The Falcons completed their fifth straight series sweep and their tenth-straight victory over New Orleans in a dominating 35-12 win to snap a three-game losing streak. The Falcons had a season high of 361 total yards, including a season high of 128 yards on the ground. The Falcons defense finished with seven total sacks and two interceptions, one of which was returned for a touchdown. The game got off to an inauspicious start when QB Chris Chandler was intercepted by Saints LB Mark Fields at the Atlanta 44-yard line on the second play of the game. The Falcons held the Saints on the ensuing drive, but New Orleans managed to get on the scoreboard first with a 24-yard field goal later in the quarter. After fielding a Saints punt at the New Orleans 36-yard line, RB Ken Oxendine, who had a career day with 85 yards rushing, helped set up a touchdown with a 20-yard run to the New Orleans 16-yard line. Three plays later, Chandler connected with WR Terance Mathis on an eight-yard touchdown pass to give the Falcons a lead they would never lose. Atlanta took control of the game with two touchdowns in the second quarter for a 21-6 halftime advantage. Chandler, who finished with 15 completions on 25 passes for 233 yards, was seven of eight for 167 yards with one touchdown pass and one touchdown run in the second quarter. On the first series, a 26-yard pass from Chandler to TE Brian Kozlowski put the Falcons into Saints territory at the 24-yard line. A mix of short passes by Chandler and the steady running of Oxendine set up a first down at the Saints one-yard line, where Chandler scored on a one-yard run off the play-action fake for a 14-3 lead. The Saints reached the Falcons nine-yard line on the ensuing drive, but DE Lester Archambeau, who finished with a career-best three sacks, dropped QB Danny Wuerffel for a seven-yard sack on a second down play from the nine-yard line, forcing the Saints to settle for a field goal that closed the gap to, 14-6. The Saints comeback chances ended quickly, as Chandler responded by completing a 32-yard pass to WR Tim Dwight followed by a 48-yard touchdown pass to Dwight to give the Falcons a 21-6 advantage on the following series. The Falcons had a chance for another shot at the end zone at the end of the second quarter, but Chandler was intercepted in the end zone with 28 seconds to play. CB Ray Buchanan set up the Falcons next two touchdowns with two interceptions in the third quarter, one of which was returned 52-yards for a touchdown, as the Falcons jumped in front, 35-6. On the third play of the third quarter, Buchanan ran stride for stride with Saints WR Eddie Kennison and was in perfect position down the sideline to intercept a Wuerffel pass. The Falcons took over and drove 90-yards on 11 plays, taking 7:52 off the clock before FB Bob Christian scored on a one-yard plunge up the middle for a 28-6 lead. Later in the quarter, Buchanan stepped in front of Kennison to pick off his second pass. Buchanan raced 52 yards untouched for a touchdown and a 35-6 Falcons advantage. The Saints final touchdown was aided by three penalties that helped an 87-yard drive that was ended when Wuerffel scrambled for a 29-yard touchdown run.

<b>Saints</b>	3	3	0	6	<b>12</b>
<b>Falcons</b>	7	14	14	0	<b>35</b>

### SCORING DRIVES

Team	Qtr	Clock Time	SCORING PLAY	SCORE	
				Visitor	Home
SAINTS	1	9:31	D.Brien 24 yd. Field Goal (7-41,2:25)	3	0
FALCON	1	1:52	T.Mathis 8 yd. pass from C.Chandler (M.Andersen,kick)(5-35,2:30)	3	7
FALCON	2	9:53	C.Chandler 1 yd. run (M.Andersen,kick)(9-73,5:14)	3	14
SAINTS	2	4:55	D.Brien 34 yd. Field Goal (10-60,4:58)	6	14
FALCON	2	3:49	T.Dwight 48 yd. pass from C.Chandler (M.Andersen,kick)(2-75,1:06)	6	21
FALCON	3	6:22	B.Christian 1 yd. run (M.Andersen,kick)(11-90,7:52)	6	28
FALCON	3	2:43	R.Buchanan 52 yd. interception return (M.Andersen,kick)	6	35
SAINTS	4	10:24	D.Wuerffel 29 yd. run (Two-Pl Attempt Failed)(14-87,7:19)	12	35

### LINEUPS

New Orleans Saints				Atlanta Falcons			
OFFENSE		DEFENSE		OFFENSE		DEFENSE	
WR	83 K.Poolo	DE	98 W.Whitehead	WR	83 T.Dwight	DE	92 L.Archambeau
T	77 W.Roaf	DT	93 W.Martin	T	70 B.Whitfield	DT	98 T.Hall
G	69 T.Ackerman	DT	97 L.Glover	G	64 B.Hallen	DT	75 S.Dronett
C	62 J.Fontenot	DE	91 B.Smith	C	61 R.Tobeck	DE	90 C.Smith
G	65 C.Naeole	LB	59 K.Mitchell	G	68 C.Collins	LB	94 H.Crockett
T	68 K.Turley	LB	56 C.Bordano	T	74 E.Salaam	LB	58 J.Tuggle
TE	85 C.Cleeland	LB	55 M.Fields	TE	89 R.Kelly	LB	56 K.Brooking
WR	82 E.Kennison	CB	43 A.Ambrose	WR	81 T.Mathis	CB	34 R.Buchanan
QB	12 B.Hobert	CB	24 F.Weary	QB	12 C.Chandler	CB	23 R.Bradford
RB	33 W.Perry	S	29 S.Knight	RB	44 B.Christian	S	22 G.McBurrows
RB	28 T.Davis	S	42 W.Clay	RB	28 K.Oxendine	S	41 E.Robinson

# 1999 Game Reviews

## FINAL INDIVIDUAL STATISTICS

New Orleans Saints						Atlanta Falcons									
<b>RUSHING</b>															
	ATT	YDS	AVG	LG	TD		ATT	YDS	AVG	LG	TD				
W.Perry	16	93	5.8	22	0	K.Oxendine	19	85	4.5	20	0				
D.Wuerffel	1	29	29.0	29	1	B.Christian	6	44	7.3	19	1				
D.Philyaw	2	20	10.0	18	0	C.Chandler	1	1	1.0	1	1				
T.Davis	7	7	1.0	6	0	T.Graziani	2	-2	-1.0	-1	0				
<b>Total</b>	<b>26</b>	<b>149</b>	<b>5.7</b>	<b>29</b>	<b>1</b>	<b>Total</b>	<b>28</b>	<b>128</b>	<b>4.6</b>	<b>20</b>	<b>2</b>				
<b>PASSING</b>															
	ATT	CMP	YDS	TKD/YD	TD	LG	IN		ATT	CMP	YDS	TKD/YD	TD	LG	IN
D.Wuerffel	30	15	127	5/32	0	22	2	C.Chandler	25	15	233	0/0	2	48	3
B.Hobert	7	2	12	2/16	0	8	0								
<b>Total</b>	<b>37</b>	<b>17</b>	<b>139</b>	<b>7/48</b>	<b>0</b>	<b>22</b>	<b>2</b>	<b>Total</b>	<b>25</b>	<b>15</b>	<b>233</b>	<b>0/0</b>	<b>2</b>	<b>48</b>	<b>3</b>
<b>RECEIVING</b>															
	NO	YRDS	AVG	LONGEST	TD				NO	YRDS	AVG	LONGEST	TD		
A.Hastings	5	46	9.2		22	0	T.Mathis	3	46	15.3		20	1		
E.Kennison	4	23	5.8		8	0	T.Dwight	2	80	40.0		48	1		
T.Davis	4	20	5.0		12	0	W.Oliver	2	21	10.5		14	0		
L.Smith	1	21	21.0		21	0	K.Oxendine	2	15	7.5		10	0		
L.Dawsey	1	15	15.0		15	0	B.Still	2	14	7.0		10	0		
K.Poole	1	8	8.0		8	0	R.Kelly	2	9	4.5		6	0		
W.Perry	1	6	6.0		6	0	B.Kozlowski	1	26	26.0		26	0		
							C.Calloway	1	22	22.0		22	0		
<b>Total</b>	<b>17</b>	<b>139</b>	<b>8.2</b>		<b>22</b>	<b>0</b>	<b>Total</b>	<b>15</b>	<b>233</b>	<b>15.5</b>		<b>48</b>	<b>2</b>		
<b>INTERCEPTIONS</b>															
	NO	YARDS	LONGEST	TD					NO	YARDS	LONGEST	TD			
A.Ambrose	1	0		0	0		R.Buchanan	2	52		52	1			
W.Clay	1	0		0	0										
M.Fields	1	0		0	0										
<b>Total</b>	<b>3</b>	<b>0</b>		<b>0</b>	<b>0</b>		<b>Total</b>	<b>2</b>	<b>52</b>		<b>52</b>	<b>1</b>			
<b>PUNTING</b>															
	NO	YDS	AVG	TB	IN20	LG			NO	YDS	AVG	TB	IN20	LG	
T.Barnhardt	5	194	38.8	0	1	47	D.Stryzinski	3	125	41.7	0	2	47		
<b>Total</b>	<b>5</b>	<b>194</b>	<b>38.8</b>	<b>0</b>	<b>1</b>	<b>47</b>	<b>Total</b>	<b>3</b>	<b>125</b>	<b>41.7</b>	<b>0</b>	<b>2</b>	<b>47</b>		
<b>PUNT RETURNS</b>															
	NO	FC	YARDS	LG	TD				NO	FC	YARDS	LG	TD		
E.Kennison	1	1	4	4	0		T.Dwight	1	2		5	5	0		
[DOWNED]	1	0	0	0	0		W.Oliver	1	1		5	5	0		
<b>Returns</b>	<b>1</b>	<b>1</b>	<b>4</b>	<b>4</b>	<b>0</b>		<b>Returns</b>	<b>2</b>	<b>3</b>		<b>10</b>	<b>5</b>	<b>0</b>		
<b>KICKOFF RET.</b>															
	NO	FC	YARDS	LG	TD				NO	FC	YARDS	LG	TD		
D.Philyaw	5	0	100	29	0		T.Dwight	3	0		81	29	0		
L.Dawsey	1	0	20	20	0		[TOUCHBACK]	1	0		0	0	0		
<b>Returns</b>	<b>6</b>	<b>0</b>	<b>120</b>	<b>29</b>	<b>0</b>		<b>Returns</b>	<b>3</b>	<b>0</b>		<b>81</b>	<b>29</b>	<b>0</b>		
<b>New Orleans Saints</b>															
<b>FUMBLES</b>	<b>FUM</b>	<b>OWN-REC</b>	<b>YDS</b>	<b>TD</b>	<b>FORCED</b>	<b>OPP-REC</b>	<b>YDS</b>	<b>TD</b>	<b>OUT-BDS</b>						
<b>Total</b>	<b>0</b>	<b>0</b>	<b>0</b>	<b>0</b>	<b>0</b>	<b>0</b>	<b>0</b>	<b>0</b>	<b>0</b>						
<b>Atlanta Falcons</b>															
<b>FUMBLES</b>	<b>FUM</b>	<b>OWN-REC</b>	<b>YDS</b>	<b>TD</b>	<b>FORCED</b>	<b>OPP-REC</b>	<b>YDS</b>	<b>TD</b>	<b>OUT-BDS</b>						
<b>Total</b>	<b>0</b>	<b>0</b>	<b>0</b>	<b>0</b>	<b>0</b>	<b>0</b>	<b>0</b>	<b>0</b>	<b>0</b>						

# 1999 Game Reviews

## FINAL TEAM STATISTICS

	Saints	Falcons
TOTAL FIRST DOWNS	21	21
By Rushing	7	9
By Passing	7	10
By Penalty	7	2
THIRD DOWN EFFICIENCY	3-14-21%	4-8-50%
FOURTH DOWN EFFICIENCY	1-2-50%	0-0-0%
TOTAL NET YARDS	240	361
Total Offensive Plays (inc. times thrown passing)	70	53
Average gain per offensive play	3.4	6.8
NET YARDS RUSHING	149	128
Total Rushing Plays	26	28
Average gain per rushing play	5.7	4.6
Tackles for a loss - number and yards	3-7	5-13
NET YARDS PASSING	91	233
Times thrown - yards lost attempting to pass	7-48	0-0
Gross yards passing	139	233
PASS ATTEMPTS-COMPLETIONS-HAD INTERCEPTED	37-17-2	25-15-3
Average gain per pass play (inc. # thrown passing)	2.1	9.3
KICKOFFS Number-In End Zone-Touchbacks	4-2-1	6-4-0
PUNTS Number and Average	5-38.8	3-41.7
Had Blocked	0	0
FGs - PATs Had Blocked	0-0	0-0
Net punting average	36.8	40.3
TOTAL RETURN YARDAGE (Not Including Kickoffs)	4	62
No. and Yards Punt Returns	1-4	2-10
No. and Yards Kickoff Returns	6-120	3-81
No. and Yards Interception Returns	3-0	2-52
PENALTIES Number and Yards	7-52	11-116
FUMBLES Number and Lost	0-0	0-0
TOUCHDOWNS	1	5
Rushing	1	2
Passing	0	2
Interceptions	0	1
EXTRA POINTS Made-Attempts	0-1	5-5
Kicking Made-Attempts	0-0	5-5
Rushing Made-Attempts	0-1	0-0
FIELD GOALS Made-Attempts	2-2	0-0
SAFETIES	0	0
FINAL SCORE	12	35
TIME OF POSSESSION	30:35	29:25

# 1999 Game Reviews

Game 13

## SAN FRANCISCO 26, FALCONS 7

At San Francisco, December 12, 1999

The Falcons increased their losing streak to eight straight games at San Francisco with a 26-7 defeat at 3Com Park. The Falcons were dominated in every phase of the game. The 49ers out gained the Falcons in total offense (334-105), rushing yards (181-38), passing yards (153-67) first downs (21-7) and time of possession (40:43-19:17). Only four of the Falcons 11 offensive series lasted longer than three plays. The Falcons only points came off a 58-yard punt return by RB Winslow Oliver in the third quarter. Oliver filled in for an injured Tim Dwight, who was nursing a sore hamstring and knee. After spotting the 49ers a 7-0 lead, QB Chris Chandler directed the Falcons on their only substantial drive of the game, moving 63 yards in ten plays to the San Francisco eight-yard line early in the second quarter. The Falcons scoring threat ended when Chandler's pass intended for WR Terance Mathis was intercepted by 49ers SS Tim McDonald in the end zone. The Niners took over at the 20-yard line following the touchback, and QB Jeff Garcia took the 49ers 80 yards on 14 plays to set up a two-yard touchdown run by FB Fred Beasley for a 14-0 San Francisco lead. A holding penalty against the Falcons on the ensuing kickoff forced the Falcons to start their next series at their own 10-yard line. After a one-yard run on first down, Chandler was sacked for an eight-yard loss to push the Falcons back to the three-yard line. On the next play, 49ers DT Bryant Young dropped Chandler in the end zone for a safety to make the score, 16-0. San Francisco fielded the free kick at the Atlanta 46-yard line with 1:45 left to play in the half and reached the Falcons five-yard line to set up a 23-yard field goal to take a commanding 19-0 first half lead. The Falcons finally got on the score board in the third quarter when Oliver fielded a punt at his own 42-yard line and followed key blocks by WR Jammi German and CB Elijah Williams and went 58-yards untouched for a touchdown that cut the lead to 19-7 heading into the final quarter. The Falcons chances of getting back into the game ended when Oliver muffed a punt deep in Falcons territory, leading to a San Francisco score in the fourth quarter for a 26-7 lead. After gaining 25 yards on their first drive in the second half, the Falcons were held to 0 yards for the rest of the game with drives of -10, three, 0, -10 and seven yards. Chandler jammed his shoulder in the third quarter but returned to the game briefly before leaving with injured ribs. He finished with eight completions on 18 attempts for 95 yards with one interception.

Falcons	0	0	7	0	7
49ers	7	12	0	7	26

### SCORING DRIVES

Team	Qtr	Clock Time	SCORING PLAY	SCORE	
				Visitor	Home
NINERS	1	0:57	C.Garner 8 yd. run (W.Richey,kick)(7-51,4:02)	0	7
NINERS	2	2:43	F.Beasley 2 yd. run (W.Richey,kick)(14-80,8:14)	0	14
NINERS	2	1:52	C.Chandler sacked by B.Young for a SAFETY	0	16
NINERS	2	0:40	W.Richey 23 yd. Field Goal (8-41, 1:12)	0	19
FALCON	3	5:41	W.Oliver 58 yd. punt return (M.Andersen,kick)	7	19
NINERS	4	13:08	F.Beasley 1 yd. run (W.Richey,kick)(5-17,3:12)	7	26

### LINEUPS

Atlanta Falcons			San Francisco 49ers				
OFFENSE		DEFENSE	OFFENSE		DEFENSE		
WR	86 B.Still	LE	92 L.Archambeau	WR	81 T.Owens	LE	90 J.Bryant
LT	70 B.Whitfield	LT	98 T.Hall	LT	74 D.Fiore	LT	97 B.Young
LG	64 B.Hallen	RT	75 S.Dronett	LG	65 R.Brown	RT	99 B.Buckner
C	61 R.Tabeck	RE	90 C.Smith	C	67 C.Dalman	RE	98 G.Wilkins
RG	68 C.Collins	WLB	56 K.Brooking	RG	62 J.Newberry	LOLB	54 L.Woodall
RT	74 E.Salaam	MLB	58 J.Tuggle	RT	63 D.Deese	LILB	55 W.Tubbs
TE	85 B.Kozlowski	SLB	94 H.Crockett	TE	85 G.Clark	RILB	51 K.Norton
WR	89 R.Kelly	LCB	34 R.Buchanan	WR	80 J.Rice	LCB	38 D.Walker
QB	12 C.Chandler	RCB	23 R.Bradford	QB	5 J.Garcia	RCB	35 R.McDonald
RB	28 K.Oxendine	SS	22 G.McBurrows	RB	25 C.Garner	SS	46 T.McDonald
WR	81 T.Mathis	FS	41 E.Robinson	FB	40 F.Beasley	FS	30 L.Schulters

# 1999 Game Reviews

## FINAL INDIVIDUAL STATISTICS

Atlanta Falcons						San Francisco 49ers									
<b>RUSHING</b>	ATT	YDS	AVG	LG	TD	<b>RUSHING</b>	ATT	YDS	AVG	LG	TD				
K.Oxendine	7	15	2.1	6	0	C.Garner	26	107	4.1	19	1				
C.Chandler	1	11	11.0	11	0	F.Beasley	8	26	3.3	10	2				
W.Oliver	2	7	3.5	6	0	T.Jackson	5	24	4.8	11	0				
B.Christian	2	5	2.5	6	0	J.Garcia	3	18	6.0	11	0				
						T.Jervey	2	6	3.0	6	0				
<b>Total</b>	<b>12</b>	<b>38</b>	<b>3.2</b>	<b>11</b>	<b>0</b>	<b>Total</b>	<b>44</b>	<b>181</b>	<b>4.1</b>	<b>19</b>	<b>3</b>				
<b>PASSING</b>	ATT	CMP	YDS	TKD/YD	TD	LG	IN	<b>PASSING</b>	ATT	CMP	YDS	TKD/YD	TD	LG	IN
C.Chandler	18	8	95	3/21	0	36	1	J.Garcia	24	16	160	2/16	0	22	0
T.Graziani	9	1	11	2/18	0	11	0	S.Stenstrom	2	1	9	0/0	0	9	0
<b>Total</b>	<b>27</b>	<b>9</b>	<b>106</b>	<b>5/39</b>	<b>0</b>	<b>36</b>	<b>1</b>	<b>Total</b>	<b>26</b>	<b>17</b>	<b>169</b>	<b>2/16</b>	<b>0</b>	<b>22</b>	<b>0</b>
<b>RECEIVING</b>	NO	YRDS	AVG	LONGEST	TD	<b>RECEIVING</b>	NO	YRDS	AVG	LONGEST	TD				
T.Mathis	4	58	14.5	36	0	C.Garner	5	62	12.4	22	0				
J.German	2	24	12.0	14	0	G.Clark	4	46	11.5	18	0				
K.Oxendine	1	13	13.0	13	0	F.Beasley	3	14	4.7	9	0				
R.Monroe	1	8	8.0	8	0	T.Owens	2	21	10.5	17	0				
B.Christian	1	3	3.0	3	0	J.Rice	2	17	8.5	9	0				
						M.Harris	1	9	9.0	9	0				
<b>Total</b>	<b>9</b>	<b>106</b>	<b>11.8</b>	<b>36</b>	<b>0</b>	<b>Total</b>	<b>17</b>	<b>169</b>	<b>9.9</b>	<b>22</b>	<b>0</b>				
<b>INTERCEPTIONS</b>	NO	YARDS	LONGEST	TD	<b>INTERCEPTIONS</b>	NO	YARDS	LONGEST	TD						
					T.McDonald	1	0	0	0						
<b>Total</b>	<b>0</b>	<b>0</b>	<b>0</b>	<b>0</b>	<b>Total</b>	<b>1</b>	<b>0</b>	<b>0</b>	<b>0</b>						
<b>PUNTING</b>	NO	YDS	AVG	TB	IN20	LG	<b>PUNTING</b>	NO	YDS	AVG	TB	IN20	LG		
D.Stryzinski	8	300	37.5	0	2	52	W.Richey	4	146	36.5	0	1	45		
							C.Stanley	2	88	44.0	1	0	49		
<b>Total</b>	<b>8</b>	<b>300</b>	<b>37.5</b>	<b>0</b>	<b>2</b>	<b>52</b>	<b>Total</b>	<b>6</b>	<b>234</b>	<b>39.0</b>	<b>1</b>	<b>1</b>	<b>49</b>		
<b>PUNT RETURNS</b>	NO	FC	YARDS	LG	TD	<b>PUNT RETURNS</b>	NO	FC	YARDS	LG	TD				
W.Oliver	3	1	83	58	1	R.Preston	1	5	-1	0	0				
[DOWNED]	1	0	0	0	0	[DOWNED]	2	0	0	0	0				
[TOUCHBACK]	1	0	0	0	0										
<b>Returns</b>	<b>3</b>	<b>1</b>	<b>83</b>	<b>58</b>	<b>1</b>	<b>Returns</b>	<b>1</b>	<b>5</b>	<b>-1</b>	<b>0</b>	<b>0</b>				
<b>KICKOFF RET.</b>	NO	FC	YARDS	LG	TD	<b>KICKOFF RET.</b>	NO	FC	YARDS	LG	TD				
W.Oliver	4	0	53	16	0	R.Preston	2	0	52	36	0				
E.Williams	1	0	9	9	0	[TOUCHBACK]	1	0	0	0	0				
<b>Returns</b>	<b>5</b>	<b>0</b>	<b>62</b>	<b>16</b>	<b>0</b>	<b>Returns</b>	<b>2</b>	<b>0</b>	<b>52</b>	<b>36</b>	<b>0</b>				
<b>San Francisco 49ers</b>						<b>Atlanta Falcons</b>									
<b>FUMBLES</b>	FUM	OWN-REC	YDS	TD	<b>FORCED</b>	<b>OPP-REC</b>	YDS	TD	<b>OUT-BDS</b>						
D.Walker	0	0	0	0	0	1	0	0	0						
<b>Total</b>	<b>0</b>	<b>0</b>	<b>0</b>	<b>0</b>	<b>0</b>	<b>1</b>	<b>0</b>	<b>0</b>	<b>0</b>						
<b>Atlanta Falcons</b>						<b>San Francisco 49ers</b>									
<b>FUMBLES</b>	FUM	OWN-REC	YDS	TD	<b>FORCED</b>	<b>OPP-REC</b>	YDS	TD	<b>OUT-BDS</b>						
W.Oliver	1	0	0	0	0	0	0	0	0						
<b>Total</b>	<b>1</b>	<b>0</b>	<b>0</b>	<b>0</b>	<b>0</b>	<b>0</b>	<b>0</b>	<b>0</b>	<b>0</b>						

# 1999 Game Reviews

## FINAL TEAM STATISTICS

	Falcons	Niners
TOTAL FIRST DOWNS	7	21
By Rushing	1	12
By Passing	4	9
By Penalty	2	0
THIRD DOWN EFFICIENCY	2-11-18%	5-14-36%
FOURTH DOWN EFFICIENCY	0-0-0%	0-1-0%
TOTAL NET YARDS	105	334
Total Offensive Plays (inc. times thrown passing)	44	72
Average gain per offensive play	2.4	4.6
NET YARDS RUSHING	38	181
Total Rushing Plays	12	44
Average gain per rushing play	3.2	4.1
Tackles for a loss - number and yards	4-9	3-7
NET YARDS PASSING	67	153
Times thrown - yards lost attempting to pass	5-39	2-16
Gross yards passing	106	169
PASS ATTEMPTS-COMPLETIONS-HAD INTERCEPTED	27-9-1	26-17-0
Average gain per pass play (inc. # thrown passing)	2.1	5.5
KICKOFFS Number-In End Zone-Touchbacks	3-1-1	5-0-0
PUNTS Number and Average	8-37.5	6-39
Had Blocked	0	0
FGs - PATs Had Blocked	0-0	1-0
Net punting average	37.6	21.8
TOTAL RETURN YARDAGE (Not Including Kickoffs)	83	-1
No. and Yards Punt Returns	3-83	1-1
No. and Yards Kickoff Returns	5-62	2-52
No. and Yards Interception Returns	0-0	1-0
PENALTIES Number and Yards	6-65	7-87
FUMBLES Number and Lost	1-1	0-0
TOUCHDOWNS	1	3
Rushing	0	3
Passing	0	0
Punt Returns	1	0
EXTRA POINTS Made-Attempts	1-1	3-3
Kicking Made-Attempts	1-1	3-3
FIELD GOALS Made-Attempts	0-0	1-2
SAFETIES	0	1
FINAL SCORE	7	26
TIME OF POSSESSION	19:17	40:43

# 1999 Game Reviews

Game 14

## TENNESSEE 30, FALCONS 17

At Nashville, December 19, 1999

Six Falcons turnovers helped turn a close game into a 30-17 loss to the Tennessee Titans at Adelphia Coliseum in downtown Nashville. QB Danny Kanell, filling in for an injured QB Chris Chandler (ribs/shoulder), played with poise in the pocket before being forced out of the game late in the third quarter with a knee injury. Kanell was on his way to career day, completing 18 of 29 passes for 237 yards with two touchdown passes, before suffering a sprained MCL of his left knee after a low hit by Titans DT Joe Salave'a. The Falcons defense limited the Titans offense to 14 first downs and RB Eddie George to 55 yards on 19 carries for a 2.9-yard average, but surrendered three big plays that put the game in the Titans favor. The Falcons allowed touchdown passes of 48 and 61 yards and a 38-yard fourth down scramble by QB Steve McNair to set up another score. The first big play occurred when McNair put the Titans on the board on their third play from scrimmage with a 48-yard touchdown pass to WR Chris Sanders. Sanders caught the ball for a short gain, but took advantage of a missed assignment by the Falcons secondary to reach the end zone. The Falcons countered with an 11-play, 78-yard drive that saw Kanell complete six of seven passes for 98 yards, including a 16-yard touchdown pass to WR Jammi German. The Titans recaptured the lead before the end of the first quarter with their second big play. TE Frank Wycheck took a lateral from McNair and rolled to his right before completing a 61-yard touchdown pass to WR Isaac Byrd for a 14-7 Titans lead. The Falcons opened the second quarter by ending three straight series with turnovers. The Falcons started the quarter with a drive to midfield that was cut short on a RB Winslow Oliver fumble that Tennessee recovered at their own 48-yard line. The Titans took advantage by building onto their lead with a 38-yard PK Al Del Greco field goal for a 17-7 lead. On the ensuing drive, RB Ken Oxendine took a handoff from the Titans 45-yard line and bullied his way to the 34-yard line before having the ball knocked loose by a helmet-to-the-ball hit. The Falcons held the Titans on the next series and again drove into Tennessee territory, before Kanell's pass from the Titans 40-yard line was intercepted at the ten-yard line to end the drive. After stopping Tennessee on three straight plays, the Falcons started a drive at their own 44-yard line. Timely passing by Kanell along with two penalties against the Titans helped the Falcons move to the Titans six-yard line to set up Kanell's second touchdown pass to German to cut the lead to 17-14. With 1:28 left in the half, Tennessee moved into field goal range to extend their lead to 20-14 with a 27-yard field goal with :17 left on the clock. The Falcons first second half possession turned out to be a turning point in the game. The Falcons reached the Titans 11-yard line, and Kanell completed a short pass to RB Bob Christian who pounded into the end zone for a touchdown that would have given the Falcons the lead. The play was negated by an offensive pass interference penalty, and the Falcons were forced to settle for a field goal to make the score, 20-17. The Titans third big play occurred early in the fourth quarter. Facing a fourth-and-one situation from the Falcons 41-yard line, McNair gained 38 yards to the Falcons three-yard line on a bootleg around the right end. On the very next play, McNair bootlegged to the left and scored on a three-yard touchdown run for a 27-17 lead. Oxendine fumbled for the second time in the fourth quarter, allowing the Titans to take over at the Falcons 32-yard line to set up a Titans field goal and secure the Titans a 30-17 win.

Falcons	7	7	3	0	17
Titans	14	6	0	10	30

### SCORING DRIVES

Team	Qtr	Clock Time	SCORING PLAY	SCORE	
				Visitor	Home
TITANS	1	11:49	C.Sanders 48 yd. pass from S.McNair (A.DelGreco,kick)(3-52,1:32)	0	7
FALCON	1	6:06	J.German 16 yd. pass from D.Kanell (M.Andersen,kick)(11-78,5:43)	7	7
TITANS	1	0:42	I.Byrd 61 yd. pass from F.Wycheck (A.DelGreco,kick)(2-62,0:50)	7	14
TITANS	2	10:54	A.DelGreco 38 yd. Field Goal (7-32,3:58)	7	17
FALCON	2	1:28	J.German 6 yd. pass from D.Kanell (M.Andersen,kick)(4-56,1:27)	14	17
TITANS	2	0:13	A.DelGreco 27 yd. Field Goal (8-65,1:15)	14	20
FALCON	3	7:39	M.Andersen 32 yd. Field Goal (8-59,3:58)	17	20
TITANS	4	14:19	S.McNair 3 yd. run (A.DelGreco,Kick)(7-75,3:24)	17	27
TITANS	4	6:28	A.DelGreco 43 yd. Field Goal (4-7,1:34)	17	30

### LINEUPS

Atlanta Falcons			Tennessee Titans		
OFFENSE		DEFENSE	OFFENSE		DEFENSE
WR 15	E.Baker	LE 92	L.Archambeau	WR 87	K.Dyson
LT 70	B.Whitfield	LT 98	T.Hall	LT 72	B.Hopkins
LG 64	B.Hallen	RT 75	S.Dronett	LG 74	B.Matthews
C 61	R.Toback	RE 90	C.Smith	C 60	K.Long
RG 68	C.Collins	LLB 56	K.Brooking	RG 75	B.Olson
RT 74	E.Salaam	MLB 58	J.Tuggle	RT 69	J.Runyan
TE 88	O.J.Santiago	RLB 94	H.Crockett	TE 89	F.Wycheck
WR 81	T.Mathis	LCB 34	R.Buchanan	WR 83	I.Byrd
QB 13	D.Kanell	RCB 23	R.Bradford	QB 9	S.McNair
FB 44	B.Christian	SS 22	G.McBurrows	RB 41	L.Neal
WR 85	B.Kozlowski	FS 41	E.Robinson	FB 27	E.George
				FS 31	M.Robertson

# 1999 Game Reviews

## FINAL INDIVIDUAL STATISTICS

Atlanta Falcons						Tennessee Titans									
<b>RUSHING</b>	ATT	YDS	AVG	LG	TD	<b>RUSHING</b>	ATT	YDS	AVG	LG	TD				
K.Oxendine	12	41	3.4	10	0	S.McNair	9	76	8.4	38	1				
B.Christian	3	20	6.7	12	0	E.George	19	55	2.9	11	0				
W.Oliver	3	4	1.3	3	0										
<b>Total</b>	<b>18</b>	<b>65</b>	<b>3.6</b>	<b>12</b>	<b>0</b>	<b>Total</b>	<b>28</b>	<b>131</b>	<b>4.7</b>	<b>38</b>	<b>1</b>				
<b>PASSING</b>	ATT	CMP	YDS	TKD/YD	TD	LG	IN	<b>PASSING</b>	ATT	CMP	YDS	TKD/YD	TD	LG	IN
D.Kanell	29	18	237	1/8	2	26	2	S.McNair	29	15	216	2/9	1	48	0
T.Graziani	14	6	73	2/20	0	21	1	F.Wycheck	1	1	61	0/0	1	61	0
<b>Total</b>	<b>43</b>	<b>24</b>	<b>310</b>	<b>3/28</b>	<b>2</b>	<b>26</b>	<b>3</b>	<b>Total</b>	<b>30</b>	<b>16</b>	<b>277</b>	<b>2/9</b>	<b>2</b>	<b>61</b>	<b>0</b>
<b>RECEIVING</b>	NO	YRDS	AVG	LONGEST	TD	<b>RECEIVING</b>	NO	YRDS	AVG	LONGEST	TD				
B.Christian	6	55	9.2	14	0	C.Sanders	5	100	20.0	48	1				
T.Mathis	5	79	15.8	26	0	E.George	4	26	6.5	9	0				
E.Baker	5	66	13.2	26	0	I.Byrd	2	84	42.0	61	1				
R.Harris	3	45	15.0	21	0	F.Wycheck	2	29	14.5	16	0				
J.German	3	35	11.7	16	2	R.Thomas	1	26	26.0	26	0				
O.J.Santiago	1	20	20.0	20	0	D.Mason	1	8	8.0	8	0				
K.Oxendine	1	10	10.0	10	0	K.Dyson	1	4	4.0	4	0				
<b>Total</b>	<b>24</b>	<b>310</b>	<b>12.9</b>	<b>26</b>	<b>2</b>	<b>Total</b>	<b>16</b>	<b>277</b>	<b>17.3</b>	<b>61</b>	<b>2</b>				
<b>INTERCEPTIONS</b>	NO	YARDS	LONGEST	TD	<b>INTERCEPTIONS</b>	NO	YARDS	LONGEST	TD						
					D.Sidney	2	5	5	0						
					M.Robertson	1	3	3	0						
					S.Rolle	0	-1	-1	0						
<b>Total</b>	<b>0</b>	<b>0</b>	<b>0</b>	<b>0</b>	<b>Total</b>	<b>3</b>	<b>7</b>	<b>5</b>	<b>0</b>						
<b>PUNTING</b>	NO	YDS	AVG	TB	IN20	LG	<b>PUNTING</b>	NO	YDS	AVG	TB	IN20	LG		
D.Stryzinski	4	169	42.3	1	0	53	C.Hentrich	7	311	44.4	0	2	59		
<b>Total</b>	<b>4</b>	<b>169</b>	<b>42.3</b>	<b>1</b>	<b>0</b>	<b>53</b>	<b>Total</b>	<b>7</b>	<b>311</b>	<b>44.4</b>	<b>0</b>	<b>2</b>	<b>59</b>		
<b>PUNT RETURNS</b>	NO	FC	YARDS	LG	TD	<b>PUNT RETURNS</b>	NO	FC	YARDS	LG	TD				
W.Oliver	4	1	36	12	0	D.Mason	2	0	15	9	0				
[DOWNED]	1	0	0	0	0	[DOWNED]	1	0	0	0	0				
[OUT OF BOUNDS]	1	0	0	0	0	[TOUCHBACK]	1	0	0	0	0				
Returns	4	1	36	12	0	Returns	2	0	15	9	0				
<b>KICKOFF RET.</b>	NO	FC	YARDS	LG	TD	<b>KICKOFF RET.</b>	NO	FC	YARDS	LG	TD				
W.Oliver	4	0	55	24	0	D.Mason	4	0	69	22	0				
E.Williams	2	0	28	18	0										
B.Kozlowski	1	0	9	9	0										
Returns	7	0	92	24	0	Returns	4	0	69	22	0				
<b>Tennessee Titans</b>	<b>FUM</b>	<b>OWN-REC</b>	<b>YDS</b>	<b>TD</b>	<b>FORCED</b>	<b>OPP-REC</b>	<b>YDS</b>	<b>TD</b>	<b>OUT-BDS</b>						
S.McNair	1	0	0	0	0	0	0	0	0						
B.Olson	0	1	0	0	0	0	0	0	0						
J.Bowden	0	0	0	0	1	1	1	0	0						
E.Robinson	0	0	0	0	0	1	0	0	0						
M.Robertson	0	0	0	0	2	0	0	0	0						
S.Rolle	1	0	0	0	0	0	0	0	0						
S.Jackson	0	1	0	0	0	0	0	0	0						
H.Ford	0	0	0	0	0	1	0	0	0						
<b>Total</b>	<b>2</b>	<b>2</b>	<b>0</b>	<b>0</b>	<b>3</b>	<b>3</b>	<b>1</b>	<b>0</b>	<b>0</b>						
<b>Atlanta Falcons</b>	<b>FUM</b>	<b>OWN-REC</b>	<b>YDS</b>	<b>TD</b>	<b>FORCED</b>	<b>OPP-REC</b>	<b>YDS</b>	<b>TD</b>	<b>OUT-BDS</b>						
T.Hall	0	0	0	0	1	0	0	0	0						
W.Oliver	1	0	0	0	0	0	0	0	0						
K.Oxendine	2	0	0	0	0	0	0	0	0						
<b>Total</b>	<b>3</b>	<b>0</b>	<b>0</b>	<b>0</b>	<b>1</b>	<b>0</b>	<b>0</b>	<b>0</b>	<b>0</b>						

# 1999 Game Reviews

## FINAL TEAM STATISTICS

	Falcons	Titans
TOTAL FIRST DOWNS	23	14
By Rushing	3	5
By Passing	17	9
By Penalty	3	0
THIRD DOWN EFFICIENCY	3-10-30%	3-14-21%
FOURTH DOWN EFFICIENCY	0-1-0%	1-1-100%
TOTAL NET YARDS	347	399
Total Offensive Plays (inc. times thrown passing)	64	60
Average gain per offensive play	5.4	6.7
NET YARDS RUSHING	65	131
Total Rushing Plays	18	28
Average gain per rushing play	3.6	4.7
Tackles for a loss - number and yards	1-1	2-9
NET YARDS PASSING	282	268
Times thrown - yards lost attempting to pass	3-28	2-9
Gross yards passing	310	277
PASS ATTEMPTS-COMPLETIONS-HAD INTERCEPTED	43-24-3	30-16-0
Average gain per pass play (inc. # thrown passing)	6.1	8.4
KICKOFFS Number-In End Zone-Touchbacks	4-0-0	7-0-0
PUNTS Number and Average	4-42.3	7-44.4
Had Blocked	0	0
FGs - PATs Had Blocked	0-0	0-0
Net punting average	33.5	39.3
TOTAL RETURN YARDAGE (Not Including Kickoffs)	36	22
No. and Yards Punt Returns	4-36	2-15
No. and Yards Kickoff Returns	7-92	4-69
No. and Yards Interception Returns	0-0	3-7
PENALTIES Number and Yards	5-46	14-90
FUMBLES Number and Lost	3-3	2-0
TOUCHDOWNS	2	3
Rushing	0	1
Passing	2	2
EXTRA POINTS Made-Attempts	2-2	3-3
Kicking Made-Attempts	2-2	3-3
FIELD GOALS Made-Attempts	1-1	3-3
SAFETIES	0	0
FINAL SCORE	17	30
TIME OF POSSESSION	29:13	30:47

# 1999 Game Reviews

Game 15

## FALCONS 37, ARIZONA 14

At Atlanta, December 26, 1999

The Falcons rolled up a season high of 393 yards in total offense, including 163 yards on the ground to pound the visiting Arizona Cardinals, 37-14. Running back Byron Hanspard became the first Falcons player to have a 100-yard rushing day in 1999 with 102 yards on 26 attempts to help Atlanta control the clock for 35:20. Fullback Bob Christian also aided the Falcons victory behind a career day that consisted of 54 yards rushing and two rushing touchdowns, including a 33-yard touchdown run in the fourth quarter. He also positioned the Falcons for another score with a 36-yard pass reception in the second quarter. QB Chris Chandler returned to action after missing a game with a rib and shoulder injury and played solid, completing 14 of 23 passes for 230 yards with one touchdown. He put the Falcons on the board first when he culminated the team's opening drive with a 23-yard touchdown pass to WR Terance Mathis in the first quarter. The Cardinals responded by scoring on their next two possessions to take a 14-7 lead in the second quarter, but never threatened again, as the Falcons next eight drives resulted in 30 points. Following the Cardinals second touchdown, Chandler completed a 36-yard pass to Christian that put the Falcons at the Arizona 33-yard line. A 29-yard pass to TE Reggie Kelly put the Falcons at the four, setting up a one-yard touchdown run by Christian on a fourth down play that tied the game at 14-14. Chandler completed a 29-yard pass to WR Tim Dwight on the Falcons next series to set up a field goal and a 17-14 lead with 42 seconds left in the first half. Arizona QB Jake Plummer attempted to go deep on the ensuing drive but was intercepted by S Gerald McBurrows who returned the ball 23 yards to the Cardinals 28-yard line with 33 seconds left. The Falcons tried three plays before settling for a 24-yard field goal and a 20-14 halftime lead. The Falcons opened the second half with a methodical 15-play, 80-yard drive that ended when Hanspard scored his first NFL rushing touchdown on a one-yard run to give Atlanta a 27-14 lead. The Falcons added to their lead in the fourth quarter, when Christian ran 33-yards up the middle into the end zone. The run was the longest of the season for the Falcons and the longest of Christian's career. The Falcons added a field goal later in the fourth for a 37-14 final.

<b>Cardinals</b>	0	14	0	0	<b>14</b>
<b>Falcons</b>	7	13	7	10	<b>37</b>

### SCORING DRIVES

Team	Qtr	Clock Time	SCORING PLAY	SCORE	
				Visitor	Home
FALCON	1	6:59	T.Mathis 23 yd. pass from C.Chandler (M.Andersen,kick)(8-69,4:53)	0	7
CARDIN	2	14:20	M.Bates 1 yd. run (C.Jacke,kick)(13-86,7:39)	7	7
CARDIN	2	8:30	M.Bates 1 yd. run (C.Jacke,kick)(8-74,4:02)	14	7
FALCON	2	4:39	B.Christian 1 yd. run (M.Andersen,kick)(6-69,3:51)	14	14
FALCON	2	0:42	M.Andersen 28 yd. Field Goal (8-45,2:18)	14	17
FALCON	2	0:00	M.Andersen 24 yd. Field Goal (4-21,0:21)	14	20
FALCON	3	4:39	B.Hanspard 1 yd. run (M.Andersen,kick)(15-80,10:21)	14	27
FALCON	4	10:06	B.Christian 33 yd. run (M.Andersen,kick)(8-60,4:02)	14	34
FALCON	4	3:03	M.Andersen 41 yd. Field Goal (7-50,4:25)	14	37

### LINEUPS

Arizona Cardinals				Atlanta Falcons			
OFFENSE		DEFENSE		OFFENSE		DEFENSE	
WR	85 R.Moore	DE	97 S.Rice	WR	83 T.Dwight	DE	97 P.Kerney
T	73 M.Joyce	DT	76 J.Drake	T	70 B.Whitfield	DT	98 T.Hall
T	64 J.Dexter	DT	91 R.Swinger	G	64 B.Hallen	DT	75 S.Dronett
C	54 A.Graham	DE	60 T.Burke	C	63 E.Pilgrim	DE	90 C.Smith
G	67 C.Dishman	LB	53 M.Maddox	G	68 C.Collins	LB	94 H.Crockett
T	65 A.Clement	LB	57 R.McKinnon	T	74 E.Salaam	LB	59 J.Tuggle
TE	80 T.Hardy	LB	59 R.Fredrickson	TE	88 O.Santiago	LB	56 K.Brooking
WR	81 F.Sanders	CB	22 T.Knight	WR	81 T.Mathis	CB	34 R.Buchanan
QB	16 J.Plummer	CB	35 A.Williams	QB	12 C.Chandler	CB	23 R.Bradford
RB	24 M.Bates	S	28 T.Bennett	RB	44 B.Christian	S	22 G.McBurrows
RB	34 J.Makovicka	S	42 K.Lassiter	RB	24 B.Hanspard	S	41 E.Robinson

# 1999 Game Reviews

## FINAL INDIVIDUAL STATISTICS

Arizona Cardinals						Atlanta Falcons									
<b>RUSHING</b>						<b>RUSHING</b>									
M.Bates	ATT	YDS	AVG	LG	TD	B.Hanspard	ATT	YDS	AVG	LG	TD				
J.Plummer	14	39	2.8	8	2	B.Christian	26	102	3.9	12	1				
A.Murrell	6	21	3.5	7	0	W.Oliver	9	54	6.0	33	2				
J.Makovicka	3	10	3.3	5	0	T.Graziani	1	8	8.0	8	0				
	1	7	7.0	7	0	C.Chandler	2	-1	-5	0	0				
							1	0	0.0	0	0				
<b>Total</b>	<b>24</b>	<b>77</b>	<b>3.2</b>	<b>8</b>	<b>2</b>	<b>Total</b>	<b>39</b>	<b>163</b>	<b>4.2</b>	<b>33</b>	<b>3</b>				
<b>PASSING</b>						<b>PASSING</b>									
J.Plummer	ATT	CMP	YDS	TKD/YD	TD	LG	IN	C.Chandler	ATT	CMP	YDS	TKD/YD	TD	LG	IN
	26	15	217	1/5	0	63	2		23	14	230	0/0	1	36	0
<b>Total</b>	<b>26</b>	<b>15</b>	<b>217</b>	<b>1/5</b>	<b>0</b>	<b>63</b>	<b>2</b>	<b>Total</b>	<b>23</b>	<b>14</b>	<b>230</b>	<b>0/0</b>	<b>1</b>	<b>36</b>	<b>0</b>
<b>RECEIVING</b>						<b>RECEIVING</b>									
T.Hardy	NO	YRDS	AVG	LONGEST	TD	T.Mathis	NO	YRDS	AVG	LONGEST	TD				
F.Sanders	4	38	9.5	19	0	T.Dwight	4	41	10.3	23	1				
D.Boston	3	106	35.3	63	0	B.Christian	3	52	17.3	29	0				
R.Moore	3	32	10.7	14	0	E.Baker	3	46	15.3	36	0				
J.McWilliams	3	32	10.7	27	0	R.Kelly	2	52	26.0	36	0				
M.Bates	1	11	11.0	11	0	W.Oliver	1	29	29.0	29	0				
	1	-2	-2.0	-2	0		1	10	10.0	10	0				
<b>Total</b>	<b>15</b>	<b>217</b>	<b>14.5</b>	<b>63</b>	<b>0</b>	<b>Total</b>	<b>14</b>	<b>230</b>	<b>16.4</b>	<b>36</b>	<b>1</b>				
<b>INTERCEPTIONS</b>						<b>INTERCEPTIONS</b>									
	NO	YARDS	LONGEST	TD	G.McBurrows	NO	YARDS	LONGEST	TD						
	0	0	0	0	M.Booker	1	23	23	0						
<b>Total</b>	<b>0</b>	<b>0</b>	<b>0</b>	<b>0</b>	<b>Total</b>	<b>2</b>	<b>23</b>	<b>23</b>	<b>0</b>						
<b>PUNTING</b>						<b>PUNTING</b>									
S.Player	NO	YDS	AVG	TB	IN20	LG	M.Andersen	NO	YDS	AVG	TB	IN20	LG		
	3	133	44.3	0	0	49	D.Stryzinski	1	48	48.0	0	0	48		
<b>Total</b>	<b>3</b>	<b>133</b>	<b>44.3</b>	<b>0</b>	<b>0</b>	<b>49</b>	<b>Total</b>	<b>2</b>	<b>87</b>	<b>43.5</b>	<b>0</b>	<b>0</b>	<b>48</b>		
<b>PUNT RETURNS</b>						<b>PUNT RETURNS</b>									
M.Cody	NO	FC	YARDS	LG	TD	T.Dwight	NO	FC	YARDS	LG	TD				
	2	0	17	15	0		3	0	21	8	0				
<b>Returns</b>	<b>2</b>	<b>17</b>	<b>15</b>	<b>0</b>	<b>0</b>	<b>Returns</b>	<b>3</b>	<b>0</b>	<b>21</b>	<b>8</b>	<b>0</b>				
<b>KICKOFF RET.</b>						<b>KICKOFF RET.</b>									
M.Bates	NO	FC	YARDS	LG	TD	W.Oliver	NO	FC	YARDS	LG	TD				
[TOUCHBACK]	6	0	104	24	0		3	0	66	23	0				
<b>Returns</b>	<b>6</b>	<b>0</b>	<b>104</b>	<b>24</b>	<b>0</b>	<b>Returns</b>	<b>3</b>	<b>0</b>	<b>66</b>	<b>23</b>	<b>0</b>				
<b>Arizona Cardinals</b>						<b>Atlanta Falcons</b>									
<b>FUMBLES</b>						<b>FUMBLES</b>									
J.Plummer	FUM	OWN-REC	YDS	TD	FORCED	OPP-REC	YDS	TD	OUT-BDS						
	1	0	0	0	0	0	0	0	1						
<b>Total</b>	<b>1</b>	<b>0</b>	<b>0</b>	<b>0</b>	<b>0</b>	<b>0</b>	<b>0</b>	<b>0</b>	<b>1</b>						
<b>Atlanta Falcons</b>						<b>Atlanta Falcons</b>									
<b>FUMBLES</b>						<b>FUMBLES</b>									
C.Chandler	FUM	OWN-REC	YDS	TD	FORCED	OPP-REC	YDS	TD	OUT-BDS						
	1	1	-6	0	0	0	0	0	0						
C.Smith	0	0	0	0	1	0	0	0	0						
<b>Total</b>	<b>1</b>	<b>1</b>	<b>-6</b>	<b>0</b>	<b>1</b>	<b>0</b>	<b>0</b>	<b>0</b>	<b>0</b>						

# 1999 Game Reviews

## FINAL TEAM STATISTICS

	Cardinals	Falcons
TOTAL FIRST DOWNS	17	22
By Rushing	7	11
By Passing	7	10
By Penalty	3	1
THIRD DOWN EFFICIENCY	5-10-50%	5-11-45%
FOURTH DOWN EFFICIENCY	0-2-0%	1-1-100%
TOTAL NET YARDS	289	393
Total Offensive Plays (inc. times thrown passing)	51	62
Average gain per offensive play	5.7	6.3
NET YARDS RUSHING	77	163
Total Rushing Plays	24	39
Average gain per rushing play	3.2	4.2
Tackles for a loss - number and yards	0-0	2-3
NET YARDS PASSING	212	230
Times thrown - yards lost attempting to pass	1-5	0-0
Gross yards passing	217	230
PASS ATTEMPTS-COMPLETIONS-HAD INTERCEPTED	26-15-2	23-14-0
Average gain per pass play (inc. # thrown passing)	7.9	10.0
KICKOFFS Number-In End Zone-Touchbacks	3-1-0	7-2-1
PUNTS Number and Average	3-44.3	2-43.5
Had Blocked	0	0
FGs - PATs Had Blocked	0-0	0-0
Net punting average	37.3	35.0
TOTAL RETURN YARDAGE (Not Including Kickoffs)	17	44
No. and Yards Punt Returns	2-17	3-21
No. and Yards Kickoff Returns	6-104	3-66
No. and Yards Interception Returns	0-0	2-23
PENALTIES Number and Yards	8-57	4-24
FUMBLES Number and Lost	1-0	1-0
TOUCHDOWNS	2	4
Rushing	2	3
Passing	0	1
EXTRA POINTS Made-Attempts	2-2	4-4
Kicking Made-Attempts	2-2	4-4
FIELD GOALS Made-Attempts	0-0	3-3
SAFETIES	0	0
FINAL SCORE	14	37
TIME OF POSSESSION	24:40	35:20

# 1999 Game Reviews

Game 16  
**FALCONS 34, SAN FRANCISCO 29**  
 At Atlanta, January 3, 2000

The Atlanta Falcons snapped a 10-game losing streak on Monday Night Football with a 34-29 victory over the visiting San Francisco 49ers to close out the season with a 5-11 record. The Falcons jumped out to a 31-7 lead before hanging on for the 34-29 win. WR Tim Dwight had a career day with three touchdowns. Dwight, who finished with a career-high seven receptions for 162 yards, caught a five-yard touchdown pass in the first quarter, scored on a 70-yard punt return in the second quarter and then added a 60-yard touchdown pass in the third quarter. Despite Dwight's heroics and a solid effort by QB Chris Chandler (19 of 37 for 306 yards with three touchdowns, the Falcons allowed the 49ers to climb back into the game. Leading 31-7 with 3:49 left in the third quarter, San Francisco scored on three straight possessions, sandwiched around a Falcons field goal, to close the gap to 34-22. San Francisco WR Jerry Rice had four of his six receptions and 132 yards of his 143 receiving yards in the final 15 minutes of the game, setting up one score with a 62-yard reception, to help the 49ers comeback effort. The 49ers chalked up 255 of their 506 total yards in the fourth quarter. Atlanta took its first possession in for a score on Dwight's five-yard reception to take a quick 7-0 lead. The Niners evened the score in the second quarter on a four-yard touchdown pass from QB Jeff Garcia to WR Terrell Owens. The Falcons then scored on their next four possessions to take a commanding 31-7 lead. PK Morten Anderson gave the Falcons a 10-7 lead on a 49-yard field goal with 1:08 left in the first half. The Falcons defense held the 49ers on the next series and forced them to punt the ball with 31 seconds to go in the first half. Dwight followed two key blocks on his way to a 70-yard touchdown on the return for a 17-7 half time lead. The Falcons took the second half kickoff 80 yards and culminated the drive with a 19-yard touchdown pass from Chandler to WR Terance Mathis. Mathis finished with five receptions for 69 yards to push his season total to 1,016 receiving yards, as he cracked the 1,000-yard mark for the second straight year and the fourth time in his career. That score was followed by the 60-yard touchdown pass from Chandler to Dwight for the 31-7 lead.

<b>49ers</b>	0	7	8	14	<b>29</b>
<b>Falcons</b>	7	10	14	3	<b>34</b>

## SCORING DRIVES

Team	Qtr	Clock Time	SCORING PLAY	SCORE	
				Visitor	Home
FALCON	1	5:32	T.Dwight 5 yd. pass from C.Chandler (M.Andersen,kick)(10-66,5:41)	0	7
NINERS	2	13:50	T.Owens 4 yd. pass from J.Garcia (W.Richey,kick)(12-63,6:42)	7	7
FALCON	2	1:06	M.Andersen 49 yd. Field Goal (7-22,0:45)	7	10
FALCON	2	0:12	T.Dwight 70 yd. punt return (M.Andersen,kick)	7	17
FALCON	3	9:28	T.Mathis 19 yd. pass from C.Chandler (M.Andersen,kick)(9-80,5:26)	7	24
FALCON	3	3:49	T.Dwight 60 yd. pass from C.Chandler (M.Andersen,kick)(4-71,2:19)	7	31
NINERS	3	0:21	T.Jervey 1 yd. run (J.Stokes-J.Garcia,pass)(8-83,3:28)	15	31
FALCON	4	12:51	M.Andersen 38 yd. Field Goal (6-39,2:30)	15	34
NINERS	4	9:27	J.Garcia 5 yd. run (W.Richey,kick)(6-80,3:24)	22	34
NINERS	4	2:46	J.Stokes 43 yd. pass from J.Garcia (W.Richey,kick)(7-85,1:48)	29	34

## LINEUPS

San Francisco 49ers				Atlanta Falcons			
OFFENSE		DEFENSE		OFFENSE		DEFENSE	
WR 81	T.Owens	DT 90	J.Bryant	WR 83	T.Dwight	DE 92	L.Archambeau
T 74	D.Fiore	DT 97	B.Young	T 70	B.Whitfield	DT 98	T.Hall
G 65	R.Brown	DT 99	B.Buckner	G 64	B.Hallen	DE 75	S.Dronett
C 67	C.Dalman	DE 98	G.Wilkins	C 61	R.Tobeck	DE 90	C.Smith
G 62	J.Newberry	LB 34	L.Woodall	G 68	C.Collins	LB 21	E.Williams
T 63	D.Deese	LB 55	W.Tubbs	T 74	E.Salaam	LB 58	J.Tuggle
TE 85	G.Clark	LB 51	K.Norton	TE 88	O.Santiago	LB 56	K.Brooking
WR 80	J.Rice	CB 38	D.Walker	WR 81	T.Mathis	CB 34	R.Buchanan
QB 5	J.Garcia	CB 35	R.McDonald	QB 12	C.Chandler	CB 23	R.Bradford
RB 25	C.Garner	S 46	T.McDonald	RB 44	B.Christian	S 20	M.Booker
RB 40	F.Beasley	CB 23	P.Prioleau	RB 24	B.Hanspard	S 41	E.Robinson

# 1999 Game Reviews

## FINAL INDIVIDUAL STATISTICS

San Francisco 49ers						Atlanta Falcons									
<b>RUSHING</b>	ATT	YDS	AVG	LG	TD	<b>RUSHING</b>	ATT	YDS	AVG	LG	TD				
T.Jervey	4	43	10.8	33	1	B.Hanspard	16	27	1.7	9	0				
T.Jackson	5	35	7.0	11	0	B.Christian	3	8	2.7	4	0				
C.Garner	9	29	3.2	9	0	C.Chandler	2	2	1.0	2	0				
J.Garcia	7	26	3.7	9	1										
<b>Total</b>	<b>25</b>	<b>133</b>	<b>5.3</b>	<b>33</b>	<b>2</b>	<b>Total</b>	<b>21</b>	<b>37</b>	<b>1.8</b>	<b>9</b>	<b>0</b>				
<b>PASSING</b>	ATT	CMP	YDS	TKD/YD	TD	LG	IN	<b>PASSING</b>	ATT	CMP	YDS	TKD/YD	TD	LG	IN
J.Garcia	34	26	373	0/0	2	62	0	C.Chandler	37	19	306	0/0	3	60	0
<b>Total</b>	<b>34</b>	<b>26</b>	<b>373</b>	<b>0/0</b>	<b>2</b>	<b>62</b>	<b>0</b>	<b>Total</b>	<b>37</b>	<b>19</b>	<b>306</b>	<b>0/0</b>	<b>3</b>	<b>60</b>	<b>0</b>
<b>RECEIVING</b>	NO	YRDS	AVG	LONGEST	TD	<b>RECEIVING</b>	NO	YRDS	AVG	LONGEST	TD				
J.Rice	6	143	23.8	62	0	T.Dwight	7	162	23.1	60	2				
J.Stokes	5	130	26.0	47	1	T.Mathis	5	69	13.8	20	1				
T.Owens	5	31	6.2	9	1	O.Santiago	3	37	12.3	17	0				
T.Streets	2	25	12.5	14	0	J.German	1	17	17.0	17	0				
F.Beasley	2	12	6.0	7	0	W.Oliver	1	10	10.0	10	0				
T.Vardell	2	9	4.5	5	0	B.Christian	1	7	7.0	7	0				
T.Jackson	2	3	1.5	4	0	B.Hanspard	1	4	4.0	4	0				
G.Clark	1	18	18.0	18	0										
T.Jervey	1	2	2.0	2	0										
<b>Total</b>	<b>26</b>	<b>373</b>	<b>14.3</b>	<b>62</b>	<b>2</b>	<b>Total</b>	<b>19</b>	<b>306</b>	<b>16.1</b>	<b>60</b>	<b>3</b>				
<b>INTERCEPTIONS</b>	NO	YARDS	LONGEST	TD	<b>INTERCEPTIONS</b>	NO	YARDS	LONGEST	TD						
<b>Total</b>	<b>0</b>	<b>0</b>	<b>0</b>	<b>0</b>	<b>Total</b>	<b>0</b>	<b>0</b>	<b>0</b>	<b>0</b>						
<b>PUNTING</b>	NO	YDS	AVG	TB	IN20	LG	<b>PUNTING</b>	NO	YDS	AVG	TB	IN20	LG		
C.Stanley	4	159	39.8	1	0	50	D.Stryzinski	3	99	33.0	0	2	41		
<b>Total</b>	<b>4</b>	<b>159</b>	<b>39.8</b>	<b>1</b>	<b>0</b>	<b>50</b>	<b>Total</b>	<b>3</b>	<b>99</b>	<b>33.0</b>	<b>0</b>	<b>2</b>	<b>41</b>		
<b>PUNT RETURNS</b>	NO	FC	YARDS	LG	TD	<b>PUNT RETURNS</b>	NO	FC	YARDS	LG	TD				
R.Preston	0	2	0	0	0	T.Dwight	2	0	79	70	1				
[DOWNED]	1	0	0	0	0	[OUT OF BOUNDS]	1	0	0	0	0				
						[TOUCHBACK]	1	0	0	0	0				
<b>Returns</b>	<b>0</b>	<b>2</b>	<b>0</b>	<b>0</b>	<b>0</b>	<b>Returns</b>	<b>2</b>	<b>0</b>	<b>79</b>	<b>70</b>	<b>1</b>				
<b>KICKOFF RET.</b>	NO	FC	YARDS	LG	TD	<b>KICKOFF RET.</b>	NO	FC	YARDS	LG	TD				
R.Preston	3	0	54	24	0	W.Oliver	2	0	45	23	0				
T.Jervey	2	0	53	32	0	[ ]	1	0	0	0	0				
B.Lynch	1	0	4	4	0	O.Santiago	0	0	0	0	0				
[TOUCHBACK]	1	0	0	0	0	[TOUCHBACK]	1	0	0	0	0				
<b>Returns</b>	<b>6</b>	<b>0</b>	<b>111</b>	<b>32</b>	<b>0</b>	<b>Returns</b>	<b>3</b>	<b>0</b>	<b>45</b>	<b>23</b>	<b>0</b>				
<b>San Francisco 49ers</b>						<b>Atlanta Falcons</b>									
<b>FUMBLES</b>	FUM	OWN-REC	YDS	TD	<b>FORCED</b>	OPP-REC	YDS	TD	OUT-BDS						
J.Garcia	1	0	0	0	0	0	0	0	0						
<b>Total</b>	<b>1</b>	<b>0</b>	<b>0</b>	<b>0</b>	<b>0</b>	<b>0</b>	<b>0</b>	<b>0</b>	<b>0</b>						
<b>San Francisco 49ers</b>						<b>Atlanta Falcons</b>									
<b>FUMBLES</b>	FUM	OWN-REC	YDS	TD	<b>FORCED</b>	OPP-REC	YDS	TD	OUT-BDS						
G.McBurrows	0	0	0	0	0	1	0	0	0						
C.Chandler	1	1	-1	0	0	0	0	0	0						
<b>Total</b>	<b>1</b>	<b>1</b>	<b>-1</b>	<b>0</b>	<b>0</b>	<b>1</b>	<b>0</b>	<b>0</b>	<b>0</b>						

# 1999 Game Reviews

## FINAL TEAM STATISTICS

	Niners	Falcons
TOTAL FIRST DOWNS	23	24
By Rushing	5	3
By Passing	17	15
By Penalty	1	6
THIRD DOWN EFFICIENCY	5-10-50%	6-12-50%
FOURTH DOWN EFFICIENCY	1-1-100%	0-0-0%
TOTAL NET YARDS	506	343
Total Offensive Plays (inc. times thrown passing)	59	58
Average gain per offensive play	8.6	5.9
NET YARDS RUSHING	133	37
Total Rushing Plays	25	21
Average gain per rushing play	5.3	1.8
Tackles for a loss - number and yards	3-5	1-1
NET YARDS PASSING	373	306
Times thrown - yards lost attempting to pass	0-0	0-0
Gross yards passing	373	306
PASS ATTEMPTS-COMPLETIONS-HAD INTERCEPTED	34-26-0	37-19-0
Average gain per pass play (inc. # thrown passing)	11.0	8.3
KICKOFFS Number-In End Zone-Touchbacks	5-3-1	7-3-1
PUNTS Number and Average	4-39.8	3-33
Had Blocked	0	0
FGs - PATs Had Blocked	0-0	1-0
Net punting average	15.0	33.0
TOTAL RETURN YARDAGE (Not Including Kickoffs)	0	79
No. and Yards Punt Returns	0-0	2-79
No. and Yards Kickoff Returns	6-111	3-45
No. and Yards Interception Returns	0-0	0-0
PENALTIES Number and Yards	17-148	6-40
FUMBLES Number and Lost	1-1	1-0
TOUCHDOWNS	4	4
Rushing	2	0
Passing	2	3
Punt Returns	0	1
EXTRA POINTS Made-Attempts	4-4	4-4
Kicking Made-Attempts	3-3	4-4
Passing Made-Attempts	1-1	0-0
FIELD GOALS Made-Attempts	0-0	2-3
SAFETIES	0	0
FINAL SCORE	29	34
TIME OF POSSESSION	30:28	29:32

# 1999 Preseason Review

## PRESEASON GAME # 1

---

### **ATLANTA FALCONS 35, DETROIT LIONS 31**

August 13, 1999 at the Georgia Dome

The Atlanta Falcons opened the 1999 preseason with a 35-31 victory over the Detroit Lions at the Georgia Dome. The lead changed hands eight times in an offensive battle. After both teams scored on their first two possessions for a 14-10 Falcons lead, Atlanta built a 21-10 advantage in the second quarter after CB Ray Buchanan intercepted a QB Gus Frerott pass and raced 23 yards into the end zone for a touchdown. Detroit got the ball back with 1:58 remaining in the first half and took the ensuing kick to the Falcons 12-yard line before settling for a field goal to narrow the lead to 21-13 at halftime. QB Chris Chandler played the first two series and finished with three completions on four attempts, including a 13-yard touchdown pass to TE Brian Kozlowski. Backup QB Danny Kanell took over early in the second quarter and engineered a seven-play, 74-yard drive that culminated with a 17-yard touchdown pass to TE Rod Monroe. Kanell finished the night with 10 completions on 18 attempts for 90 yards with one touchdown and two interceptions. The second half got off to an inauspicious start when the Falcons first three offensive drives ended in turnovers, two interceptions and a fumble. First, Lions LB Matt Russell intercepted a Kanell pass deep in Falcons territory and ran the pick 16 yards for a touchdown to tie the game at 21-21. Then, on the next series Kanell's pass was intercepted by the Lions at the 40-yard line. The Lions converted the turnover into a field goal to capture a 24-21 lead. On the third series, rookie WR Eugene Baker caught a Kanell pass at the Lions 10-yard line before being stripped of the ball for a Lions first down at the eight-yard line. Rookie WR Rondel Menendez returned a third quarter punt 32 yards to the Lions 20-yard line to help set up a scoring drive. After taking over, RB Harold Green pounded the ball on five straight attempts before scoring on a one-yard touchdown to put the Falcons back on top, 28-24. The Lions marched 74 yards on 10 plays on the ensuing drive to take the lead back at 31-28. Once again Menendez had a strong return, this time going 63 yards for a touchdown to lift the Falcons to a 35-31 victory. First round draft choice DE Patrick Kerney finished with two sacks.

## PRESEASON GAME # 2

---

### **BALTIMORE RAVENS 19, ATLANTA FALCONS 6**

August 21, 1999 at the Georgia Dome

The Falcons faced the Baltimore Ravens for the first time ever and fell, 19-6, in a preseason matchup at the Georgia Dome. The Falcons were in front, 6-3, heading into the fourth quarter before the Ravens scored 16 points in a span of 3:10 to secure the victory. Baltimore WR Patrick Johnson made two big plays to give the Ravens a lead that they never lost. First, he caught a 57-yard pass from QB Tony Banks to put the Ravens in position for a touchdown and a 10-6 Baltimore lead with 9:23 remaining in the game. The Falcons reached the Ravens 11-yard line on the ensuing drive but squandered a chance to take the lead when QB Danny Kanell was held for no gain on a quarterback scramble on third-and-one. Then, on fourth-and-one, RB Harold Green was stopped at the line of scrimmage to give the ball back to Baltimore on downs. On the very next play, Johnson sprinted past a Falcons defender and caught an 89-yard touchdown pass from Banks for a 17-6 Ravens lead. Twenty seconds later, Kanell was sacked in the end zone for a safety to close out the scoring. Running back Jamal Anderson made his preseason debut following a 14-day contract holdout. He played in the first quarter and finished with three carries for 16 yards. Third-year QB Tony Graziani was scheduled to spell starter Chris Chandler. He entered the game in the second quarter and finished with four completions on seven attempts for 67 yards before being poked in the eye late in the first half. Kanell played the entire second half and finished with 11 completions on 22 attempts for 142 yards and one interception.

# 1999 Preseason Review

## PRESEASON GAME #3

---

### TENNESSEE TITANS 17, ATLANTA FALCONS 3

August 27, 1999 at Adelphia Coliseum, Nashville, TN

Five turnovers helped lead to a 17-3 loss for the Falcons in a nationally-televised game at the Tennessee Titans new stadium in Nashville. The Titans got their first game at Adelphia Coliseum off with a bang when QB Neil O'Donnell connected with WR Yancy Thigpen on a 48-yard bomb for a first down at the Falcons 35-yard line on the game's first play from scrimmage. O'Donnell moved the Titans to the two-yard line before RB Eddie George punched it in for a quick, 7-0, lead. On the Falcons first play from scrimmage, RB Jamal Anderson fumbled on a three-yard run, and the Titans recovered at the Falcons 23-yard line. The Titans moved to the three-yard line before settling for a 21-yard field goal by PK Al DelGreco for a 10-0 first quarter lead. Falcons starting QB Chris Chandler aggravated a sore hamstring during pregame warmups and was unavailable for the game. Backup QB Danny Kanell engineered the Falcons only sustained drive of the game on the next series. The Falcons began at their own five-yard line and moved 84 yards before TE O.J. Santiago slipped during a pass route in the end zone, allowing the Titans defender to intercept the ball in the end zone for a touchback. Cornerback Ronnie Bradford set up the Falcons only points of the game when he intercepted an O'Donnell pass in the second quarter and returned it 34 yards for a Falcons first down at the Titans 21-yard line. After three incomplete passes from Kanell, PK Morten Andersen was successful from 35 yards to cut the Titans lead to 10-3. Quarterback Tony Graziani took over in the third quarter and ended his first drive with an interception that gave the Titans a first down at the Falcons 41-yard line. Tennessee converted the turnover into a touchdown for a 17-3 lead. Graziani left the game in fourth quarter with a sprained knee, forcing Kanell to return to action.

## PRESEASON GAME #4

---

### ATLANTA FALCONS 28, CINCINNATI BENGALS 16

September 3, 1999 at Cincinnati

The Atlanta Falcons closed out the 1999 preseason with a 28-16 victory over the Cincinnati Bengals at Cinergy Field to finish the preseason with a 2-2 record. The Falcons starters played the entire first half for the first time in the preseason and built a 28-9 halftime advantage. A combination of timely passes by QB Chris Chandler and solid running by RB Jamal Anderson helped the Falcons take the opening kickoff to the Bengals 23-yard line before Chandler connected with WR Chris Calloway for a 23-yard touchdown pass. The touchdown reception was Calloway's first reception in a Falcons uniform. He made his debut after missing the entire preseason with a high ankle sprain suffered early in training camp. Chandler finished the evening with 10 completions on 14 attempts for 131 yards and two touchdowns. After the Bengals closed the lead to 7-3 with a field goal in the first quarter, the Falcons offense scored 21 points on three straight drives in the second quarter. First, Chandler engineered an 11-play, 80-yard drive that culminated with a one-yard touchdown run by RB Byron Hanspard for a 14-3 Falcons lead. Safety Omar Brown forced the Bengals to fumble on the ensuing kickoff, and LB Whit Marshall recovered for the Falcons at the Cincinnati seven-yard line. Two plays later, Chandler completed a five-yard touchdown pass to TE O.J. Santiago for a 21-3 Falcons lead. Bengals rookie QB Akili Smith looked impressive on Cincinnati's next series when he completed two passes to move the Bengals into Falcons territory and then completed a 33-yard touchdown pass to give the Bengals their first touchdown of the night. The Falcons got the ball back with 1:20 remaining in the first half and built a 28-9 lead when Hanspard burst down the right sideline for a 44-yard touchdown run. Hanspard finished the evening with 11 carries for 69 yards, including two touchdowns. The Falcons backups entered the game in the second half and produced just 18 total yards of offense.

# 1999 Game-by-Game Participation

	VMIN	@DAL	@STL	VBAL	@NO	vSTL	@PIT	vCAR	vJAC	@TB	@CAR	vNO	@SF	@TEN	VARI	vSF	*PI-S-DNP-IA
5 Andersen, M.	P	P	P	P	P	P	P	P	P	P	P	P	P	P	P	P	16-0-0-0
32 Anderson, J.	S	S	IR	IR	IR	IR	IR	IR	IR	IR	IR	IR	IR	IR	IR	IR	2-2-0-0
92 Archambeau, L.	S	S	S	S	S	S	S	S	S	S	S	S	S	S	IA	S	15-15-0-1
15 Baker, E.	PS	PS	PS	PS	PS	PS	PS	PS	PS	PS	PS	PS	PS	PS	P	P	3-1-0-0
65 Bishop, G.	P	P	P	P	P	P	S	S	P	P	P	P	P	IA	IA	IA	13-2-0-3
20 Booker, M.	IA	IA	IA	P	P	P	P	P	P	P	P	P	P	P	P	S	13-1-0-3
23 Bradford, R.	S	S	S	S	S	S	S	S	S	S	S	S	S	S	S	S	16-16-0-0
56 Brooking, K.	S	S	P	IA	IA	IA	IA	IA	S	S	S	S	S	S	S	S	13-13-0-3
27 Brown, O.	P	P	P	IA	IA	P	P	P	IA	P	P	P	P	P	P	P	13-0-0-3
34 Buchanan, R.	S	S	S	S	S	S	S	S	S	S	S	S	S	S	S	S	16-16-0-0
80 Calloway, C.	S	S	S	S	S	S	P	P	IA	IA	P	P	P	IA	IA	IA	11-6-0-5
25 Carter, M.	S	P	S	S	S	S	S	S	S	S	S	IR	IR	IR	IR	IR	11-11-0-0
35 Cary, J.	P	P	P	IA	IA	IA	IA	P	P	P	P	P	P	P	P	P	14-0-0-2
12 Chandler, C.	S	IA	S	IA	IA	S	S	S	S	S	S	S	P	IA	S	S	12-12-0-4
44 Christian, B.	S	S	S	P	S	S	S	S	S	S	S	S	P	S	S	S	16-14-0-0
68 Collins, C.	DNP	P	P	P	P	DNP	P	P	S	S	S	S	S	S	S	S	14-8-2-0
94 Crockett, H.	P	IR	IR	IR	IR	IR	IR	IR	IR	IR	IR	IR	IR	IR	IR	P	16-14-0-0
45 Downs, G.	IR	IR	IR	S	S	S	S	S	S	S	S	S	S	S	S	S	0-0-0-0
75 Dronett, S.	S	P	S	S	S	S	S	S	S	S	S	S	S	S	S	S	16-16-0-0
83 Dwight, T.	P	P	IA	IA	P	P	S	S	S	S	S	S	IA	IA	S	S	12-8-0-4
79 Ekiyor, E.	-	PS	PS	PS	PS	PS	PS	PS	PS	PS	PS	PS	PS	PS	PS	PS	0-0-0-0
86 Fenneran, B.	-	-	-	-	-	-	-	-	-	-	-	-	-	PS	PS	PS	0-0-0-0
30 Gardner, D.	PS	PS	PS	PS	PS	PS	P	P	IA	-	-	P	P	P	P	P	7-0-0-1
87 German, J.	PS	P	P	P	P	P	P	P	P	IA	IA	P	P	P	P	P	14-0-0-1
7 Graziani, T.	P	S	P	S	P	DNP	DNP	DNP	DNP	DNP	DNP	P	P	P	P	DNP	11-3-5-0
50 Green, L.	PS	PS	PS	PS	PS	P	PS	PS	-	-	-	-	-	-	-	-	1-0-0-0
98 Hall, T.	S	S	S	P	S	S	S	S	S	S	S	S	S	S	S	S	16-15-0-0
64 Hallen, B.	S	S	IA	IA	S	S	P	P	P	P	P	P	P	IA	IA	S	16-14-0-0
54 Hamilton, R.	P	P	IA	IA	S	P	P	P	P	P	P	P	P	IA	IA	IR	11-1-0-4
24 Hanspard, B.	P	P	S	S	P	P	P	P	P	P	IA	IA	IA	IA	S	S	12-4-0-4
82 Harris, R.	P	P	P	P	IA	P	P	IA	P	P	P	IA	P	P	P	P	13-0-0-3
66 Hernandez, A.	PS	PS	PS	PS	PS	PS	PS	PS	PS	PS	PS	PS	PS	PS	PS	PS	0-0-0-0
91 Huff, B.	IA	IA	IA	P	IA	PS	PS	PS	PS	PS	PS	PS	PS	PS	PS	IA	1-0-0-5

95 Jasper, E.	P	P	P	IA	IA	IA	IA	IA	P	P	P	P	P	P	P	13-0-0-3
13 Kanell, D.	IA	P	IA	P	IA	DNP	IA	IA	IA	IA	IA	IA	IA	IA	S	3-1-1-10
51 Kelly, J.	P	P	P	P	P	P	P	P	P	P	P	P	P	P	P	16-1-0-0
89 Kelly, R.	P	P	P	P	P	P	P	P	P	P	P	P	P	P	P	16-2-0-0
97 Kerney, P.	P	P	P	P	P	P	P	P	P	P	P	P	P	P	P	16-2-0-0
85 Kozlowski, B.	P	P	P	S	P	P	P	P	P	P	P	P	P	P	P	16-3-0-0
55 Marshall, W.	P	IA	P	P	P	P	P	P	P	P	P	P	P	P	P	15-0-0-1
81 Mathis, T.	S	S	S	S	S	S	S	S	S	S	S	S	S	S	S	16-16-0-0
22 McBurrows, G.	P	IR	IR	IR	IR	IR	IR	IR	IR	IR	IR	IR	IR	IR	IR	16-4-0-0
62 McClure, T.	P	P	P	P	P	P	P	P	P	P	P	P	P	P	P	0-0-0-0
77 McDaniels, P.	P	P	P	P	P	P	P	P	P	P	P	P	P	P	P	16-0-0-0
84 Monroe, R.	IA	IA	IA	IA	IA	IA	IA	IA	IA	IA	IA	IA	IA	IA	IA	2-0-0-14
33 Oliver, W.	-	-	-	-	-	-	-	-	-	-	-	-	-	-	-	14-0-0-0
28 Oxendine, K.	IA	IA	IA	IA	IA	IA	IA	IA	IA	IA	IA	IA	IA	IA	IA	12-9-1-3
40 Paulk, J.	IA	IA	IA	IA	IA	IA	IA	IA	IA	IA	IA	IA	IA	IA	IA	1-0-0-15
63 Pilgrim, E.	-	-	-	-	-	-	-	-	-	-	-	-	-	-	-	3-1-1-4
76 Portilla, J.	IA	IA	IA	IA	IA	IA	IA	IA	IA	IA	IA	IA	IA	IA	IA	4-0-0-12
14 Richardson, W.	-	-	-	-	-	-	-	-	-	-	-	-	-	-	-	0-0-0-2
41 Robinson, E.	S	S	S	S	S	S	S	S	S	S	S	S	S	S	S	16-16-0-0
74 Salaam, E.	S	S	S	S	S	S	S	S	S	S	S	S	S	S	S	16-16-0-0
88 Santiago, O.	S	S	S	S	S	S	S	S	S	S	S	S	S	S	S	14-14-0-2
52 Sauer, C.	P	P	P	P	P	P	P	P	P	P	P	P	P	P	P	16-3-0-0
67 Schreiber, A.	P	P	P	-	-	-	-	-	-	-	-	-	-	-	-	3-0-0-0
50 Smith, B.	-	-	-	-	-	-	-	-	-	-	-	-	-	-	-	0-0-0-0
90 Smith, C.	S	S	S	S	S	S	S	S	S	S	S	S	S	S	S	16-16-0-0
86 Still, B.	-	-	-	-	-	-	-	-	-	-	-	-	-	-	-	3-1-0-1#
4 Stryzinski, D.	P	P	P	P	P	P	P	P	P	P	P	P	P	P	P	16-0-0-0
93 Swayda, S.	IA	-	-	-	-	-	-	-	-	-	-	-	-	-	-	4-0-0-10
26 Thibodeaux, K.	P	P	P	P	P	P	P	P	P	P	P	P	P	P	P	8-0-0-0
61 Toback, R.	S	S	S	S	S	S	S	S	S	S	S	S	S	S	S	15-15-0-1
58 Tuggle, J.	S	S	S	S	S	S	S	S	S	S	S	S	S	S	S	14-14-0-2
70 Whitfield, B.	S	S	S	S	S	S	S	S	S	S	S	S	S	S	S	16-16-0-0
21 Williams, E.	S	P	P	P	P	P	P	P	P	P	P	P	P	P	P	15-2-0-1
69 Williams, G.	S	S	S	S	S	S	S	S	S	S	S	S	S	S	S	15-8-0-1

S-Start P-Play IA-Inactive DNP-Did Not Play PS-Practice Squad IR-Injured Reserve  
 -Not On Roster NFL-Reserve/Non-Football Injury PUP-Physically Unable to Perform  
 \*Played-Started-Did Not Play-Inactive #Played in four games with San Diego

## 1999 Game-by-Game Offensive Starters

	WR	LT	LG	C	RG	RT	TE	WR	QB	RB	FB
MIN	Mathis	Whitfield	Hallen	Tobeck	Williams	Salaam	Santiago	Calloway	Chandler	Anderson	Christian
@DAL	Mathis	Whitfield	Hallen	Tobeck	Williams	Salaam	Santiago	Calloway	Graziani	Anderson	Christian
@STL	Mathis	Whitfield	Hallen	Tobeck	Williams	Salaam	Santiago	Calloway	Chandler	Hanspard	Christian
BAL	Mathis	Whitfield	Hallen	Tobeck	Williams	Salaam	Santiago	Calloway	Graziani	Hanspard	Kozlowski (TE)
@NO	Mathis	Whitfield	Hallen	Tobeck	Williams	Salaam	Santiago	Calloway	Graziani	Oxendine	Christian
STL	Mathis	Whitfield	Hallen	Tobeck	Williams	Salaam	Santiago	Calloway	Chandler	Oxendine	Christian
@PIT	Mathis	Whitfield	Bishop	Tobeck	Williams	Salaam	Santiago	Dwight	Chandler	Oxendine	Christian
CAR	Mathis	Whitfield	Bishop	Tobeck	Williams	Salaam	Santiago	Dwight	Chandler	Oxendine	Christian
JAC	Mathis	Whitfield	Hallen	Tobeck	Collins	Salaam	Santiago	Dwight	Chandler	Oxendine	Christian
@TB	Mathis	Whitfield	Hallen	Tobeck	Collins	Salaam	Santiago	Dwight	Chandler	Oxendine	Christian
@CAR	Mathis	Whitfield	Hallen	Tobeck	Collins	Salaam	Santiago	Dwight	Chandler	Oxendine	Christian
NO	Mathis	Whitfield	Hallen	Tobeck	Collins	Salaam	Kelly	Dwight	Chandler	Oxendine	Christian
@SF	Mathis	Whitfield	Hallen	Tobeck	Collins	Salaam	Kelly	Still	Chandler	Oxendine	Kozlowski (TE)
@TEN	Mathis	Whitfield	Hallen	Tobeck	Collins	Salaam	Santiago	Kozlowski	Kanell	Oxendine	Christian
ARI	Mathis	Whitfield	Hallen	Pilgrim	Collins	Salaam	Santiago	Dwight	Chandler	Hanspard	Christian
SF	Mathis	Whitfield	Hallen	Tobeck	Collins	Salaam	Santiago	Dwight	Chandler	Hanspard	Christian

## 1999 Game-by-Game Defensive Starters

	LE	LT	RT	RE	OLB	ILB	OLB	ILB	OLB	LCB	RCB	SS	FS
MIN	Archambeau	Hall	Dronett	Smith	E. Williams	Tuggle	Brooking	Brooking	Brooking	Buchanan	Bradford	Carter	Robinson
@DAL	Archambeau	Hall	Dronett	Smith	Crockett	Tuggle	Brooking	Brooking	Brooking	Buchanan	Bradford	Carter	Robinson
@STL	Archambeau	Hall	Dronett	Smith	Crockett	Tuggle	Brooking	Brooking	Brooking	Buchanan	Bradford	Carter	Robinson
BAL	Kerney	Archambeau	Dronett	Smith	Crockett	Tuggle	Brooking	Brooking	Brooking	Buchanan	Bradford	Carter	Robinson
@NO	Archambeau	Hall	Dronett	Smith	Crockett	Tuggle	Brooking	Brooking	Brooking	Buchanan	Bradford	Carter	Robinson
STL	Archambeau	Hall	Dronett	Smith	Sauer	Crockett	Hamilton	Hamilton	Hamilton	Buchanan	Bradford	Carter	Robinson
@PIT	Archambeau	Hall	Dronett	Smith	Crockett	Kelly	Sauer	Sauer	Sauer	Buchanan	Bradford	Carter	Robinson
CAR	Archambeau	Hall	Dronett	Smith	Crockett	Tuggle	Sauer	Sauer	Sauer	Buchanan	Bradford	Carter	Robinson
JAC	Archambeau	Hall	Dronett	Smith	Crockett	Tuggle	Brooking	Brooking	Brooking	Buchanan	Bradford	Carter	Robinson
@TB	Archambeau	Hall	Dronett	Smith	Crockett	Tuggle	Brooking	Brooking	Brooking	Buchanan	Bradford	Carter	Robinson
@CAR	Archambeau	Hall	Dronett	Smith	Crockett	Tuggle	Brooking	Brooking	Brooking	Buchanan	Bradford	Carter	Robinson
NO	Archambeau	Hall	Dronett	Smith	Crockett	Tuggle	Brooking	Brooking	Brooking	Buchanan	Bradford	McBurrows	Robinson
@SF	Archambeau	Hall	Dronett	Smith	Crockett	Tuggle	Brooking	Brooking	Brooking	Buchanan	Bradford	McBurrows	Robinson
@TEN	Archambeau	Hall	Dronett	Smith	Crockett	Tuggle	Brooking	Brooking	Brooking	Buchanan	Bradford	McBurrows	Robinson
ARI	Kerney	Hall	Dronett	Smith	Crockett	Tuggle	Brooking	Brooking	Brooking	Buchanan	Bradford	McBurrows	Robinson
SF	Archambeau	Hall	Dronett	Smith	E. Williams	Tuggle	Brooking	Brooking	Brooking	Buchanan	Bradford	Booker	Robinson

# 1999 Game-By-Game Offensive Statistics

Game	First Downs				3 <sup>rd</sup> Dwn	Total Offense		Rushing		Passing				Penalties No-Yards	Fumbles No- -Lost	Punting No- Avg	T.O.P
	T	R	P	PN		PCT.	Plays	Yards	Att	Yds	Net	Sacks	Gross				
Min	22	3	16	3	5-11	56	359	23	81	278	2-12	290	31-18-0-1	4-84	3-3	2-44.0	26:46
@DAL	13	2	11	0	5-17	66	316	23	85	231	4-22	262	38-16-3-1	11-82	1-1	7-40.6	27:12
@STL	12	2	10	0	6-13	55	233	22	68	165	2-15	180	31-19-1-1	3-25	1-0	4-39.3	27:33
BAL	20	4	15	1	7-18	74	298	26	52	246	2-11	257	46-24-0-1	6-40	3-3	6-42.5	32:16
@NO	12	8	4	0	3-12	56	251	33	104	147	3-15	162	20-11-0-1	9-68	3-2	6-40.2	29:39
STL	16	2	14	0	3-12	58	311	19	36	275	4-24	294	36-20-2-1	10-88	1-1	5-39.8	31:12
@PIT	20	1	14	5	5-14	66	236	25	49	187	7-46	233	34-20-1-1	3-15	1-0	6-37.2	33:08
CAR	20	9	10	1	1-9	56	283	32	107	176	3-25	201	21-14-0-2	9-75	0-0	6-39.3	31:18
JAC	10	1	9	0	4-13	50	182	11	42	140	9-63	203	30-17-3-1	5-34	2-1	6-36.8	25:36
@TB	9	5	4	0	5-14	51	169	24	77	92	2-17	109	25-14-2-0	4-29	0-0	6-40.8	29:33
@CAR	22	4	16	2	4-11	61	343	15	64	279	4-36	315	42-24-0-4	14-137	1-1	6-38.7	23:57
NO	21	9	10	2	4-8	53	361	28	128	233	0-0	233	25-15-3-2	11-116	0-0	3-41.7	29:25
@SF	7	1	4	2	2-11	44	105	12	38	67	5-39	106	27-9-1-0	6-65	1-1	8-37.5	19:17
@TEN	23	3	17	3	3-10	64	338	19	56	291	2-19	310	43-24-3-2	5-46	3-3	4-42.3	29:13
ARI	22	11	10	1	5-11	62	393	39	163	230	0-0	230	23-14-0-1	4-24	1-0	2-43.5	35:20
SF	24	3	15	6	6-12	58	343	21	37	306	0-0	306	37-19-0-3	6-40	1-0	3-33.0	29:32

# 1999 Game-By-Game Defensive Statistics

Game	First Downs				3 <sup>rd</sup> Dwn	Total Offense		Rushing		Passing				Penalties		Fumbles		Punting	
	T	R	P	PN		PCT.	Plays	Yards	Att	Yds	Net	Sacks	Gross	Att-Comp-Int-TD	No-Yards	No-Lost	No-Avg	T.O.P	
MIN	19	6	9	4	9-17	65	299	32	115	184	0-0	184	33-22-0-1	9-81	0-0	3-40.3	33:14		
@DAL	17	8	4	5	4-14	61	231	37	133	98	2-11	109	22-10-2-0	9-69	0-0	6-36.8	32:48		
@STL	19	9	10	0	10-14	59	442	34	167	275	0-0	275	25-17-0-3	3-26	0-0	3-37.3	32:27		
BALT	17	8	9	0	5-16	66	307	34	144	163	5-29	192	27-13-0-2	5-38	1-0	7-36.6	30:13		
@NO	18	4	12	2	4-16	67	390	24	71	319	3-19	338	40-22-2-2	7-64	3-0	4-36.0	30:21		
STL	17	10	6	1	2-8	50	283	28	189	94	2-17	111	20-13-0-2	8-45	2-1	3-32.7	28:48		
@PIT	14	5	8	1	3-12	57	226	35	111	115	1-12	127	21-13-0-1	9-91	1-1	6-45.7	26:52		
CAR	19	4	12	3	6-12	59	290	18	63	227	6-29	256	35-21-3-0	9-48	2-2	2-36.0	28:42		
JAC	20	8	12	0	10-19	71	367	34	152	215	3-23	238	34-19-0-3	5-40	1-0	4-41.8	34:24		
@TB	12	8	4	0	5-16	61	239	27	119	120	3-22	142	31-15-1-0	2-20	0-0	5-43.2	30:27		
@CAR	25	5	14	6	7-14	67	380	38	126	254	2-8	262	27-18-0-3	8-54	2-1	4-40.8	36:03		
NO	21	7	7	7	3-14	70	240	26	149	91	7-48	139	37-17-2-0	7-52	0-0	5-38.8	30:35		
@SF	21	12	9	0	5-14	72	334	44	181	153	2-16	169	26-17-0-0	7-87	0-0	6-39.0	40:43		
@TEN	14	5	9	0	3-14	60	399	28	131	268	2-9	277	30-16-0-2	14-90	2-0	7-44.4	30:47		
ARI	16	7	7	2	5-10	51	289	24	77	212	1-5	217	26-15-2-0	8-57	1-0	3-44.3	24:40		
SF	23	5	17	1	5-10	59	496	25	133	363	1-10	373	34-26-0-2	17-148	1-1	4-39.8	30:28		

# 1999 Game-By-Game Passing Statistics

Game	Score		Chris Chandler										Tony Graziani										Danny Kanell									
	Att	Opp	Att	Comp	Comp%	Gross	Net	Long	TD	Int	Rate	Att	Comp	Comp%	Gross	Net	Long	TD	Int	Rate	Att	Comp	Comp%	Gross	Net	Long	TD	Int	Rate			
9/12 MIN	14	17	30	17	56.7	290	258	46	1	0	96.3	1	1	100.0	32	32	32	0	0	118.8	-	-	-	-	-	-	-	-	-	-	-	
9/20 @DAL	7	24	-	-	-	-	-	-	-	-	-	16	7	43.8	90	82	33	0	1	35.9	22	9	40.9	172	149	52	1	2	46.0			
9/26 @STL	7	35	9	5	55.6	28	24	11	0	1	15.0	22	14	63.6	152	141	34	1	0	99.0	-	-	-	-	-	-	-	-	-	-		
10/3 BAL	13	19	-	-	-	-	-	-	-	-	-	13	9	69.2	73	68	18	0	0	83.1	33	15	46.9	184	178	30	1	0	73.2			
10/10 @NO	20	17	-	-	-	-	-	-	-	-	-	20	11	55.0	162	147	62	1	0	98.3	-	-	-	-	-	-	-	-	-	-		
10/17 STL	13	41	18	10	55.6	188	158	46	1	1	82.6	18	10	55.6	126	117	50	0	1	54.3	-	-	-	-	-	-	-	-	-	-		
10/25 @PIT	9	13	34	20	58.8	233	187	40	1	1	77.2	-	-	-	-	-	-	-	-	-	-	-	-	-	-	-	-	-	-	-	-	
10/31 CAR	27	20	21	14	66.7	201	176	35	2	0	129.2	-	-	-	-	-	-	-	-	-	-	-	-	-	-	-	-	-	-	-	-	
11/7 JAC	7	30	25	14	56.0	163	109	30	1	2	55.9	5	3	60.0	40	31	18	0	1	2.1	-	-	-	-	-	-	-	-	-	-	-	
11/21 @TB	10	19	25	14	56.0	109	92	17	0	2	33.5	-	-	-	-	-	-	-	-	-	-	-	-	-	-	-	-	-	-	-	-	
11/28 @CAR	28	34	42	24	57.1	315	279	58	4	0	112.6	-	-	-	-	-	-	-	-	-	-	-	-	-	-	-	-	-	-	-	-	
12/5 NO	35	12	25	15	60.0	233	233	48T	2	3	67.5	0	0	0.0	0	0	0	0	0	0.0	-	-	-	-	-	-	-	-	-	-	-	-
12/12 @SF	7	26	18	8	44.4	95	74	36	0	1	37.6	9	1	11.1	11	-7	11	0	0	16.4	-	-	-	-	-	-	-	-	-	-	-	-
12/19 @TEN	17	30	-	-	-	-	-	-	-	-	-	14	6	42.8	73	62	21	0	1	29.7	29	18	62.0	237	229	26	2	2	82.1			
12/26 ARI	37	14	23	14	60.8	230	230	36	1	0	108.9	0	0	0.0	0	0	0	0	0	0	-	-	-	-	-	-	-	-	-	-	-	-
1/3 SF	34	29	37	19	51.3	306	306	60T	3	0	106.3	-	-	-	-	-	-	-	-	-	-	-	-	-	-	-	-	-	-	-	-	
	285	380	307	174	56.7	2339	2109	601	16	11	83.5	118	62	52.5	759	661	62	2	4	64.2	84	42	50.0	593	556	52	4	4	69.2			





# 1999 Game-By-Game Sacks

1999 FALCONS SACKS (NUMBER, YARDS)	9/12	9/20	9/26	10/3	10/10	10/17	10/25	10/31	11/7	11/21	11/28	12/5	12/12	12/19	12/26	1/3	SEASON TOTAL
	MIN	@DAL	@STL	BAL	@NO	STL	@PIT	CAR	JAC	@TB	@CAR	NO	@SF	@TEN	ARI	SF	
90 CHUCK SMITH		1.5/10.5		0.5/1.5			1.0/12.0	3.0/17.0			1.0/2.0	1.0/9.0	1.0/8.0		1.0/5.0		10.0/65.0
75 SHANE DRONETT				0.5/1.5				2.0/10.0	0.5/3.5	1.5/9.0	1.0/8.0			1.0/0.0			6.5/32.0
92 LESTER ARCHAMBEAU					0.5/2.5	1.0/9.0			1.0/8.0		3.0/17.0						5.5/36.5
98 TRAVIS HALL					1.0/0.0				0.5/4.0			2.0/17.0		1.0/9.0			4.5/30.0
58 JESSIE TUGGLE				1.0/4.0					1.5/11.5			1.0/5.0					3.5/20.5
97 PATRICK KERNEY				1.0/7.0	0.5/2.5					1.0/9.0							2.5/18.5
56 KEITH BROOKING				2.0/15.0													2.0/15.0
94 HENRI CROCKETT		0.5/0.5											1.0/8.0				1.5/8.5
22 GERALD MCBURROWS					1.0/14.0												1.0/14.0
TEAM																1.0/10.0	1.0/10.0
52 CRAIG SAUER						1.0/8.0											1.0/8.0
34 RAY BUCHANAN								1.0/2.0									1.0/2.0



# 1999 Individual Bests

(16 Games)

## FALCONS

---

Longest Run from Scrimmage:	23, Christian vs. ARI, 12-26
Longest Pass Completion:	62, Graziani to German at NO, 10-10
Longest Punt Return:	70T, Dwight vs. SF, 1-3
Longest Kickoff Return:	40, Dwight vs. CAR, 10-31
Longest Interception Return:	52T, Buchanan vs. NO, 12-5
Longest Punt:	55, Stryziniski at TB, 11-21
Longest Field Goal:	49, Andersen vs. SF, 1-3
Most Rushing Attempts:	26, Hanspard vs. ARI, 12-26
Most Yards Rushing:	102, Hanspard vs. ARI, 12-26
Most TDs Rushing:	2, Christian vs. ARI, 12-26
Most Passes Attempted:	42, Chandler at CAR, 11-28
Most Passes Completed:	24, Chandler at CAR, 11-28
Most Yards Passing:	315, Chandler at CAR, 11-28
Most TD Passes Thrown:	4, Chandler at CAR, 11-28
Most Passes Had Intercepted:	3, Chandler vs. NO, 12-5
Most Receptions:	12, Mathis at PIT, 10-25
Most Yards Receiving:	166, Mathis at PIT, 10-25
Most TD Receptions:	2, Dwight vs. CAR, 10-31, vs. SF, 1-3; German at TEN, 12-19

## OPPONENTS

---

Longest Run from Scrimmage:	58, M. Faulk (STL), 9-26
Longest Pass Completion:	90T, B.J. Hobert to E.Kennison (NO), 10-10
Longest Punt Return:	30, E.Metcalf (CAR), 11-28
Longest Kickoff Return:	101T, T. Horne (STL), 10-17
Longest Interception Return:	91T, G. Wistrom (STL), 10-17
Longest Punt:	60, J. Miller (PIT), 10-25
Longest Field Goal:	53, M.Gramatica (TB), 11-21
Most Rushing Attempts:	31, T.Biakabutuka (CAR), 11-28
Most Yards Rushing:	181, M. Faulk (STL), 10-17
Most TDs Rushing:	2, (3 players)
Most Passes Attempted:	35, Beuerlein (CAR), 10-31
Most Passes Completed:	22, R. Cunningham (MIN), 9-12
Most Yards Passing:	373 J.Garcia (SF), 1-3
Most TD Passes Thrown:	3, K.Warner (STL), 9-26; M. Brunell (JAC), 11-7; S.Beuerlein (CAR), 11-28
Most Passes Had Intercepted:	3, S.Beuerlein (CAR), 10-31
Most Receptions:	9, K. McCardell (JAC), 11-7
Most Yards Receiving:	143, J.Rice (SF), 1-3
Most TD Receptions:	1, (20 players)

# 1999 Team Highs and Lows

(16 Games)

## FALCONS

	HIGH	LOW
First Downs: .....	24, vs. SF, 1-3	7, at SF, 12-12
Rushing Yards: .....	163, vs. ARI, 12-26	37, vs. SF, 1-3
Passing Yards (Net): .....	306, vs. SF, 1-3	67, at SF, 12-12
Total Offense: .....	393, vs. ARI, 12-26	105, at SF, 12-12
Total Plays: .....	74, vs. BAL, 10-3	44, at SF, 12-12
Rushing Attempts: .....	39, vs. ARI, 12-26	11, vs. JAC, 11-7
Passing Attempts: .....	45, vs. BAL, 10-3	20, at NO, 10-10
Passes Completed: .....	24, (3 games)	9, at SF, 12-12
Passes Had Intercepted: .....	3, (4 games)	0, (7 games)
Fumbles: .....	3, (4 games)	0, (3 games)
Fumbles Lost: .....	3, (3 games)	0, (6 games)
Yards Penalized: .....	137, at CAR, 11-28	15, at PIT, 10-25
Time of Possession: .....	35:20, vs. ARI, 12-26	19:17, at SF, 12-12

## OPPONENTS

	HIGH	LOW
First Downs: .....	25, CAR (11-28)	12, TB (11-21)
Rushing Yards: .....	189, STL (10-17)	63, CAR (10-31)
Passing Yards (Net): .....	373, SF (1-3)	91, NO (12-5)
Total Offense: .....	506, SF (1-3)	226, PIT (10-25)
Total Plays: .....	72, SF (12-12)	50, STL (10-17)
Rushing Attempts: .....	44, SF (12-12)	18, CAR (10-31)
Passing Attempts: .....	40, NO (10-10)	20, STL (10-17)
Passes Completed: .....	26, SF (1-3)	10, DAL (9-20)
Passes Had Intercepted: .....	3, CAR (10-31)	0, (10 games)
Fumbles: .....	3, NO (10-10)	0, (6 games)
Fumbles Lost: .....	2, CAR (10-31)	0, (11 games)
Yards Penalized: .....	148, SF (1-3)	20, TB (11-21)
Time of Possession: .....	40:43, SF (12-12)	24:40, ARI (12-26)

## 1999 Turnover Table

	TURNOVERS FORCED				TURNOVERS CONVERTED			
	Fum	Int	Total	TDs	FGs	Total	Pct. Converted	Points
Falcons	6	12	18	5	4	9	50.0%	42
Opp.	16	19	35	9	11	20	57.1%	87

## 1999 Performance Inside the 20

	Times in 20	Scores	Pct	TDs	FGs	Total Pts	Pts	%Total Pts
Falcons	42	32	76.2%	22	10	162	285	56.8
Opp.	51	45	88.2%	26	19	213	380	56.1

## 1999 Inactives

	FRIDAY	SUNDAY
Minnesota	Booker/Huff/Monroe/Paulk	Kanell/Oxendine/Portilla/Swayda
@ Dallas	Booker/Huff/Monroe/Paulk	Chandler/Marshall/Oxendine/Portilla
@ St.Louis	Booker/Hamilton/Monroe/Paulk	Dwight/Huff/Kanell/Portilla
Baltimore	Dwight/Hamilton/Jasper/Monroe	Chandler/Brown/Paulk/Portilla
@ New Orleans	Huff/Jasper/Monroe/Paulk	Chandler/Brown/Harris/Portilla
St.Louis	Carty/Brooking/Paulk/Tuggle	Jasper/Kanell/Monroe/Portilla
@ Pittsburgh	Carty/Brooking/Paulk/Swayda	Kanell/Monroe/Portilla/Tuggle
Carolina	Brooking/Monroe/Paulk/E.Williams	Harris/Kanell/Portilla/Swayda
Jacksonville	Monroe/Paulk/Swayda/G.Williams	Brown/Calloway/Gardner/Kanell
@ Tampa Bay	Monroe/Paulk/Pilgrim/Still	Calloway/Kanell/Portilla/Swayda
@ Carolina	German/Hanspard/Paulk/Pilgrim	Kanell/Monroe/Portilla/Swayda
New Orleans	Harris/Paulk/Pilgrim/Swayda	Hanspard/Kanell/Portilla/Santiago
@ San Francisco	Paulk/Pilgrim/Santiago/Swayda	Dwight/Hanspard/Kanell/Portilla
@ Tennessee	Bishop/Dwight/Hanspard/Hamilton	Calloway/Chandler/Monroe/Swayda
Arizona	Calloway/Hamilton/Monroe/Toback	Archambeau/Bishop/Paulk/Richardson
San Francisco	Bishop/Huff/Monroe/Paulk	Calloway/Oxendine/Swayda/Richardson

# Big Plays of 1999

## FALCONS BIG PLAY PASSES - 1999

<u>PLAYERS</u>	<u>YARDS</u>	<u>DATE</u>	<u>OPPONENTS</u>
Tony Graziani-Jammi German	62	Oct. 10	at N.O.
Chris Chandler-Tim Dwight	60t	Jan. 3	vs. San Francisco
Chris Chandler-Tim Dwight	58	Nov. 28	at Carolina
Danny Kanell-Terance Mathis	52	Sept. 20	at Dallas
Tony Graziani-Reggie Kelly	50	Oct. 17	vs. St. Louis
Chris Chandler-Tim Dwight	48t	Dec. 5	vs. N.O.
Chris Chandler-Tim Dwight	46	Oct. 17	vs. St. Louis
Chris Chandler-O.J. Santiago	46	Sept. 12	vs. Minn.
Danny Kanell-Tim Dwight	45t	Sept. 20	at Dallas
Chris Chandler-Terance Mathis	40	Oct. 25	at Pittsburgh
Chris Chandler-Eugene Baker	36	Dec. 26	vs. Arizona
Chris Chandler-Bob Christian	36	Dec. 26	vs. Arizona
Chris Chandler-Terance Mathis	36	Dec. 12	at San Francisco
Chris Chandler-Tim Dwight	35t	Oct. 31	vs. Carolina
Tony Graziani-Byron Hanspard	34	Sept. 26	at St. Louis
Tony Graziani-Chris Calloway	33	Sept. 20	at Dallas
Chris Chandler-Tim Dwight	32	Dec. 5	vs. N.O.
Chris Chandler-Ken Oxendine	32	Oct. 31	vs. Carolina
Chris Chandler-Terance Mathis	32	Oct. 17	vs. St. Louis
Tony Graziani-Jamal Anderson	32	Sept. 12	vs. Minn.
Chris Chandler-Tim Dwight	30	Nov. 7	vs. Jacksonville
Danny Kanell-Jammi German	30t	Oct. 3	vs. Balt.
Chris Chandler-Reggie Kelly	29	Dec. 26	vs. Arizona
Chris Chandler-Tim Dwight	29	Dec. 26	vs. Arizona
Chris Chandler-Tim Dwight	27	Oct. 25	at Pittsburg
Danny Kanell-Eugene Baker	26	Dec. 19	at Tennessee
Danny Kanell-Terance Mathis	26	Dec. 19	at Tennessee
Chris Chandler-Brian Kozlowski	26	Dec. 5	vs. N.O.
Chris Chandler-Tim Dwight	25	Jan. 3	vs. San Francisco
Chris Chandler-Ronnie Harris	24	Sept. 12	vs. Minn.
Chris Chandler-Bob Christian	24	Oct. 31	vs. Carolina
Chris Chandler-Terance Mathis	23t	Dec. 26	vs. Arizona
Chris Chandler-Jammi German	23	Nov. 7	vs. Jacksonville
Tony Graziani-Byron Hanspard	23	Oct. 17	vs. St. Louis
Chris Chandler-Ken Oxendine	23	Oct. 17	vs. St. Louis
Danny Kanell-Ronnie Harris	23	Sept. 20	at Dallas
Chris Chandler-Chris Calloway	23t	Sept. 12	vs. Minn.
Chris Chandler-Chris Calloway	22	Dec. 5	vs. N.O.
Chris Chandler-Reggie Kelly	22	Nov. 28	at Carolina
Chris Chandler-Tim Dwight	22	Oct. 31	vs. Carolina
Tony Graziani-Terance Mathis	22t	Oct. 10	at N.O.
Chris Chandler-Tim Dwight	21	Jan. 3	vs. San Francisco
Tony Graziani-Ronnie Harris	21	Dec. 19	at Tennessee
Chris Chandler-Ronnie Harris	21	Sept. 12	vs. Minn.
Chris Chandler-Terance Mathis	20	Jan. 3	vs. San Francisco
Danny Kanell-O.J. Santiago	20	Dec. 19	at Tennessee
Chris Chandler-Terance Mathis	20	Dec. 5	vs. N.O.
Chris Chandler-Terance Mathis	20	Nov. 7	vs. Jacksonville
Chris Chandler-Terance Mathis	20	Oct. 25	at Pittsburgh
Chris Chandler-Terance Mathis	20	Oct. 17	vs. St. Louis
Chris Chandler-Chris Calloway	20	Sept. 12	vs. Minn.
Chris Chandler-Ronnie Harris	20	Sept. 12	vs. Minn.

# Big Plays of 1999

## OPPONENTS BIG PLAY PASSES – 1999

<u>PLAYERS</u>	<u>YARDS</u>	<u>DATE</u>	<u>OPPONENTS</u>
Billy Joe Hobert-Eddie Kennison	90t	Oct. 10	N.O.
Jake Plummer-Frank Sanders	63	Dec. 26	Arizona
Jeff Garcia-Jerry Rice	62	Jan. 3	San Francisco
Frank Wycheck-Isaac Byrd	61t	Dec. 19	Tennessee
Steve Beuerlein-Donald Hayes	56t	Nov. 28	Carolina
Steve Beuerlein-Donald Hayes	54	Oct. 31	Carolina
Stoney Case-Justin Armour	54t	Oct. 3	Baltimore
Stoney Case-Pat Johnson	52t	Oct. 3	Baltimore
Steve McNair-Chris Sanders	48t	Dec. 19	Tennessee
Jeff Garcia-J.J. Stokes	47	Jan. 3	San Francisco
Trent Diller-Jacquez Green	47	Nov. 21	Tampa Bay
Kurt Warner-Isaac Bruce	46t	Sept. 26	St. Louis
Mark Brunell-Jimmy Smith	44t	Nov. 7	Jacksonville
Jeff Garcia-J.J. Stokes	43t	Jan. 3	San Francisco
Jeff Garcia-Jerry Rice	41	Jan. 3	San Francisco
Mark Brunell-Fred Taylor	41	Nov. 7	Jacksonville
Kurt Warner-Torry Holt	38t	Sept. 26	St. Louis
Troy Aikman-Raghib Ismail	38	Sept. 20	Dallas
Steve Beuerlein-Donald Hayes	37	Nov. 28	Carolina
Billy Joe Tolliver-Cam Cleeland	31	Oct. 10	N.O.
Kurt Warner-Robert Holcombe	28	Sept. 26	St. Louis
Jake Plummer-Rob Moore	27	Dec. 26	Arizona
Billy Joe Tolliver-Eddie Kennison	27	Oct. 10	N.O.
Jake Plummer-Frank Sanders	26	Dec. 26	Arizona
Steve McNair-Rodney Thomas	26	Dec. 19	Tennessee
Kordell Stewart-Will Blackwell	26	Oct. 25	Pittsburgh
R. Cunningham – Cris Carter	26	Sept. 12	Minn.
Jeff Garcia-J.J. Stokes	24	Jan. 3	San Francisco
Billy Joe Tolliver-Keith Poole	24	Oct. 10	N.O.
Billy Joe Tolliver-Brett Bech	23t	Oct. 10	N.O.
Kurt Warner-Marshall Faulk	23	Sept. 26	St. Louis
Steve McNair-Isaac Byrd	23	Dec. 19	Tennessee
Kurt Warner-Roland Williams	23	Sept. 26	St. Louis
Jeff Garcia-Charlie Garner	22	Dec. 12	San Francisco
Danny Wuerffel-Andre Hastings	22	Dec. 5	N.O.
Steve Beuerlein-Patrick Jeffers	22	Nov. 28	Carolina
Steve Beuerlein-Wesley Walls	22	Oct. 31	Carolina
Steve Beuerlein-Anthony Johnson	22	Oct. 31	Carolina
R. Cunningham – Andrew Glover	22	Sept. 12	Minn.
Danny Wuerffel-Lamar Smith	21	Dec. 5	N.O.
Mark Brunell-Reggie Barlow	20	Nov. 7	Jacksonville

# Big Plays of 1999

## FALCONS BIG PLAY RUSHES – 1999

<u>PLAYERS</u>	<u>YARDS</u>	<u>DATE</u>	<u>OPPONENTS</u>
Bob Christian	33	Dec. 26	vs. Arizona
Jamal Anderson	20	Sept. 12	vs. Minn.
Ken Oxendine	20	Dec. 5	vs. New Orleans
Bob Christian	19	Dec. 5	vs. New Orleans
Byron Hanspard	15	Oct. 31	vs. Carolina
Chris Chandler	14	Sept. 12	vs. Minn.
Bob Christian	13	Dec. 5	vs. New Orleans
Byron Hanspard	13	Oct. 31	vs. Carolina
Ken Oxendine	13	Oct. 31	vs. Carolina
Ken Oxendine	13	Oct. 17	vs. St. Louis
Byron Hanspard	13	Sept. 20	at Dallas
Byron Hanspard	12	Dec. 26	vs. Arizona
Byron Hanspard	12	Sept. 26	at St. Louis
Bob Christian	12	Dec. 19	at Tennessee
Ken Oxendine	11	Dec. 5	vs. New Orleans
Bob Christian	11	Nov. 28	at Carolina
Chris Chandler	11	Nov. 28	at Carolina
Chris Chandler	11	Dec. 12	at San Francisco
Ken Oxendine	10	Dec. 19	at Tennessee
Bob Christian	10	Nov. 7	vs. Jacksonville
Winslow Oliver	10	Nov. 7	vs. Jacksonville
Byron Hanspard	10	Oct. 31	vs. Carolina
Tony Graziani	10	Oct. 10	at New Orleans

# Big Plays of 1999

## OPPONENTS BIG PLAY RUSHES – 1999

PLAYERS	YARDS	DATE	OPPONENTS
Marshall Faulk	58	Sept. 26	St. Louis
Marshall Faulk	49	Oct. 17	St. Louis
Steve McNair	38	Dec. 19	Tennessee
Emmitt Smith	37	Sept. 20	Dallas
Leroy Hoard	34	Sept. 12	Minn.
Travis Jervey	33	Jan. 3	San Francisco
Marshall Faulk	30	Oct. 17	St. Louis
Danny Wuerffel	29	Dec. 5	N.O.
Errict Rhett	28	Oct. 3	Balt.
Ricky Williams	24	Oct. 10	N.O.
Fred Taylor	23	Nov. 7	Jacksonville
Wilmont Perry	22	Dec. 5	N.O.
Wilmont Perry	20	Dec. 5	N.O.
Charlie Garner	19	Dec. 12	San Francisco
Trent Dilfer	19	Nov. 21	Tampa Bay
Dino Philyaw	18	Dec. 5	N.O.
Fred Taylor	17	Nov. 7	Jacksonville
Marshall Faulk	17	Oct. 17	St. Louis
Wilmont Perry	16	Dec. 5	N.O.
William Floyd	16	Nov. 28	Carolina
Errict Rhett	16	Oct. 3	Balt.
Fred Taylor	15	Nov. 7	Jacksonville
Fred Lane	15	Oct. 31	Carolina
Marshall Faulk	15	Oct. 17	St. Louis
Tim Biakabutuka	14	Nov. 28	Carolina
Jerome Bettis	14	Oct. 25	Pittsburgh
Jerome Bettis	14	Oct. 25	Pittsburgh
Mike Alstott	13	Nov. 21	Tampa Bay
Emmitt Smith	13	Sept. 20	Dallas
Chris Warren	13	Sept. 20	Dallas
Robert Smith	13	Sept. 12	Minn.
Charlie Garner	12	Dec. 12	San Francisco
Warrick Dunn	12	Nov. 21	Tampa Bay
Tavian Banks	12	Nov. 7	Jacksonville
Marshall Faulk	12	Oct. 17	St. Louis
Terry Jackson	11	Jan. 3	San Francisco
Eddie George	11	Dec. 19	Tennessee
Steve McNair	11	Dec. 19	Tennessee
Jeff Garcia	11	Dec. 12	San Francisco
Terry Jackson	11	Dec. 12	San Francisco
Tim Biakabutuka	11	Nov. 28	Carolina
Warrick Dunn	11	Nov. 21	Tampa Bay
Jerome Bettis	11	Oct. 25	Pittsburgh
Errict Rhett	11	Oct. 3	Balt.
Errict Rhett	11	Oct. 3	Balt.
Errict Rhett	11	Oct. 3	Balt.
Steve McNair	10	Dec. 19	Tennessee
Charlie Garner	10	Dec. 12	San Francisco
Mike Alstott	10	Nov. 21	Tampa Bay
Fred Taylor	10	Nov. 7	Jacksonville
Fred Lane	10	Oct. 31	Carolina
Marshall Faulk	10	Sept. 26	St. Louis
Justin Watson	10	Sept. 26	St. Louis

# 1999 Scoring Drives

## SEPT 12 vs. MIN

TEAM	QTR	CLOCK TIME	SCORING PLAY	SCORE	
				OPPONENT	FALCONS
VIKINGS	2	13:02	Cunningham to Carter 2 yd. 2-58, 0:52	7	0
VIKINGS	2	10:23	Anderson Field Goal 36 yd. 5-3, 2:26	10	0
VIKINGS	2	1:48	Hoard run 1 yd. 9-74, 4:34	17	0
FALCONS	2	0:43	Chandler to Calloway 23 yd. 5-80, 1:05	17	7
FALCONS	4	13:18	Christian run 1 yd. 10-61, 5:18	17	14

## SEPT 20 @ DAL

TEAM	QTR	CLOCK TIME	SCORING PLAY	SCORE	
				OPPONENT	FALCONS
Cowboys	1	9:53	Cunningham Field Goal 23 yd. 4-4, 1:18	3	0
Cowboys	1	0:31	Smith run 2 yd. 7-60, 4:08	10	0
Cowboys	3	11:24	Smith run 7 yd. 4-26, 1:56	17	0
Falcons	4	4:00	Kanell to Dwight 45 yd. 7-75, 1:29	17	7
Cowboys	4	0:46	Ellis interception 87 yd.	24	7

## SEPT 26 @ STL

TEAM	QTR	CLOCK TIME	SCORING PLAY	SCORE	
				OPPONENT	FALCONS
Rams	1	4:47	Holcombe run 1 yd. 17-80, 10:13	7	0
Rams	2	14:53	Warner to Holt 38 yd. 8-78, 3:06	14	0
Rams	2	14:24	Warner to Bruce 46 yd. 1-46, 0:07	21	0
Rams	2	6:35	Warner to Faulk 17 yd. 4-80, 2:44	28	0
Falcons	3	7:32	Graziani to Kozlowski 1 yd. 12-73, 7:28	28	7
Rams	3	1:54	Warner run 5 yd. 9-72, 5:38	35	7

## OCT 3 vs. BAL

TEAM	QTR	CLOCK TIME	SCORING PLAY	SCORE	
				OPPONENT	FALCONS
Ravens	2	7:00	Stover Field Goal 38 yd. 8-16, 3:27	3	0
Falcons	2	1:18	Andersen Field Goal 41 yd. 10-39, 1:54	3	3
Falcons	2	0:00	Andersen Field Goal 35 yd. 3-34, 0:30	3	6
Falcons	3	3:32	Kanell to German 30 yd. 8-55, 4:04	3	13
Ravens	3	1:33	Case to Johnson 52 yd. 4-63, 1:59	10	13
Ravens	4	10:14	Stover Field Goal 26 yd. 9-27, 4:38	13	13
Ravens	5	12:31	Case to Armour 54 yd. 3-64, 1:22	19	13

## OCT 10 @ N.O.

TEAM	QTR	CLOCK TIME	SCORING PLAY	SCORE	
				OPPONENT	FALCONS
Falcons	1	8:17	Graziani to Mathis 22 yd. 11-76, 6:43	0	7
Saints	2	13:12	Brien Field Goal 42 yd. 4-(-4), 1:38	3	7
Saints	2	9:47	Hobert to Kennison 90 yd. 1-90, 0:13	10	7
Saints	2	0:46	Hobert to Bech 23 yd. 9-81, 1:02	17	7
Falcons	3	10:59	Christian run 1 yd. 5-72, 2:18	17	14
Falcons	4	14:17	Andersen Field Goal 36 yd. 9-13, 3:32	17	17
Falcons	4	8:29	Andersen Field Goal 44 yd. 8-22, 4:05	17	20

# 1999 Scoring Drives

## OCT 17 vs. STL

TEAM	QTR	CLOCK TIME	SCORING PLAY	SCORE	
				OPPONENT	FALCONS
Rams	1	9:20	Warner to Bruce 4 yd. 10-76, 5:40	7	0
Rams	1	2:03	Faulk run 6 yd. 10-60, 5:18	14	0
Falcons	2	11:19	Chandler to Christian 13 yd. 4-44, 2:10	14	7
Rams	2	10:59	Horne kickoff return 101 yd.	21	7
Rams	2	1:42	Wistrom interception return 91 yd.	28	7
Falcons	2	0:32	Andersen Field Goal 19 yd. 7-86, 1:10	28	10
Rams	3	12:42	Wilkins Field Goal 22 yd. 4-4, 1:22	31	10
Rams	3	7:26	Wilkins Field Goal 49 yd. 6-19, 2:53	34	10
Rams	4	10:26	Holcombe run 1 yd. 7-82, 3:45	41	10
Falcons	4	4:25	Andersen Field Goal 25 yd. 9-73, 6:01	41	13

## OCT 25 @ PIT

TEAM	QTR	CLOCK TIME	SCORING PLAY	SCORE	
				OPPONENT	FALCONS
Steelers	1	1:36	Stewart to Huntley 13 yd. 2-11, 0:52	7	0
Steelers	2	5:01	Brown Field Goal 51 yd. 7-29, 2:39	10	0
Steelers	2	0:00	Brown Field Goal 25 yd. 10-50, 2:47	13	0
Falcons	4	6:42	Chandler to Mathis 5 yd. 10-56, 4:53	13	7
Falcons	4	1:20	Miller out of end zone for safety	13	9

## OCT 31 vs. CAR

TEAM	QTR	CLOCK TIME	SCORING PLAY	SCORE	
				OPPONENT	FALCONS
Panthers	1	5:25	Kasay Field Goal 31 yd. 12-62, 5:44	3	0
Falcons	1	2:35	Chandler to Dwight 35 yd. 5-62, 2:50	3	7
Falcons	2	8:22	Andersen Field Goal 39 yd. 9-56, 5:17	3	10
Falcons	2	3:38	Andersen Field Goal 24 yd. 7-26, 3:21	3	13
Panthers	2	0:11	Kasay Field Goal 51 yd. 12-47, 3:27	6	13
Falcons	3	5:44	Oxendine run 1 yd. 2-2, 0:53	6	20
Panthers	3	5:25	Bates kickoff return 100 yd.	13	20
Falcons	4	14:43	Chandler to Dwight 4 yd. 8-78, 5:42	13	27
Panthers	4	3:07	Beuerlein run 1 yd. 2-70, 0:42	20	27

## NOV 7 vs. JAC

TEAM	QTR	CLOCK TIME	SCORING PLAY	SCORE	
				OPPONENT	FALCONS
Jaguars	1	7:04	Brunell to Smith 44 yd. 1-44, 0:07	7	0
Jaguars	2	14:14	Brunell to Jones 9 yd. 6-84, 2:56	14	0
Jaguars	2	8:36	Hollis Field Goal 27 yd. 11-55, 5:11	17	0
Falcons	2	0:29	Chandler to Dwight 17 yd. 12-81, 6:10	17	7
Jaguars	3	8:10	Hollis Field Goal 24 yd. 10-41, 4:39	20	7
Jaguars	3	1:41	Brunell to McCardell 2 yd. 11-44, 5:11	27	7
Jaguars	4	4:29	Hollis Field Goal 34 yd. 8-24, 2:59	30	7

# 1999 Scoring Drives

## NOV 21 @ T.B.

TEAM	QTR	CLOCK TIME	SCORING PLAY	SCORE	
				OPPONENT	FALCONS
Falcons	1	7:10	Dwight run 8 yd. 10-47, 6:15	0	7
Falcons	1	0:53	Andersen Field Goal 28 yd. 10-32, 5:15	0	10
Bucs	2	9:13	Gramatica Field Goal 24 yd. 12-82, 6:40	3	10
Bucs	2	0:08	Gramatica Field Goal 26 yd. 16-51, 6:34	6	10
Bucs	4	5:32	Gramatica Field Goal 50 yd. 8-34, 3:43	9	10
Bucs	4	0:58	Gramatica Field Goal 53 yd. 9-26, 2:47	12	10
Bucs	4	0:27	Abraham Int. Return 47 yd.	19	10

## NOV 28 @ CAR

TEAM	QTR	CLOCK TIME	SCORING PLAY	SCORE	
				OPPONENT	FALCONS
Panthers	1	2:41	Kasay Field Goal 30 yd. 6-45, 2:17	3	0
Panthers	2	9:42	Kasay Field Goal 24 yd. 10-51, 6:31	6	0
Falcons	2	4:13	Chandler to Oxendine 5 yd. 10-80, 5:29	6	7
Panthers	2	2:48	Beuerlein to Hayes 56 yd. 3-69, 1:25	13	7
Falcons	2	0:56	Chandler to Christian 12 yd. 6-63, 0:43	13	14
Panthers	2	0:04	Beuerlein to Jeffers 1 yd. 7-62, 0:52	20	14
Panthers	3	4:56	Biakabutuka run 11 yd. 11-91, 6:59	27	14
Panthers	4	12:47	Beuerlein to Walls 11 yd. 10-60, 6:27	34	14
Falcons	4	8:34	Chandler to Kozlowski 15 yd. 9-74, 4:13	34	21
Falcons	4	3:12	Chandler to Mathis 18 yd. 3-73, 1:48	34	28

## DEC 5 vs N.O.

TEAM	QTR	CLOCK TIME	SCORING PLAY	SCORE	
				OPPONENT	FALCONS
Saints	1	9:31	Brien Field Goal 24 yd. 7-41, 2:25	3	0
Falcons	1	1:52	Chandler to Mathis 8 yd. 5-36, 2:30	3	7
Falcons	2	9:53	Chandler run 1 yd. 9-73, 5:14	3	14
Saints	2	4:55	Brien Field Goal 34 yd. 10-60, 4:58	6	14
Falcons	2	3:49	Chandler to Dwight 48 yd. 2-75, 1:06	6	21
Falcons	3	6:22	Christian run 1 yd. 11-90, 7:52	6	28
Falcons	3	2:43	Buchanan int. return 52 yd.	6	35
Saints	4	10:24	Wuerffel run 29 yd. 14-87, 7:19	12	35

## DEC 12 @ S.F.

TEAM	QTR	CLOCK TIME	SCORING PLAY	SCORE	
				OPPONENT	FALCONS
Niners	1	0:57	Garner run 8 yd. 7-51, 4:02	7	0
Niners	2	2:43	Beasley run 2 yd. 14-80, 8:14	14	0
Niners	2	1:52	Chandler sacked by Young for safety	16	0
Niners	2	0:40	Richey Field Goal 23 yd. 8-41, 1:12	19	0
Falcons	3	5:41	Oliver punt return 58 yd.	19	7
Niners	4	13:08	Beasley run 1 yd. 5-17, 3:12	26	7

# 1999 Scoring Drives

## DEC 19 @ TEN

TEAM	QTR	CLOCK TIME	SCORING PLAY	SCORE	
				OPPONENT	FALCONS
Titans	1	11:49	McNair to Sanders 48 yd. 3-52, 1:32	7	0
Falcons	1	6:06	Kanell to German 16 yd. 11-78, 5:43	7	7
Titans	1	0:42	Wycheck to Byrd 61 yd. 2-62, 0:50	14	7
Titans	2	10:54	Del Greco Field Goal 38 yd. 7-32, 3:58	17	7
Falcons	2	1:28	Kanell to German 6 yd. 4-56, 1:27	17	14
Titans	2	0:13	Del Greco Field Goal 27 yd. 8-65, 1:15	20	14
Falcons	3	7:39	Andersen Field Goal 32 yd. 8-59, 3:58	20	17
Titans	4	14:19	McNair run 3 yd. 7-75, 3:24	27	17
Titans	4	6:28	Del Greco Field Goal 43 yd. 4-7, 1:34	30	17

## DEC 26 vs. ARI

TEAM	QTR	CLOCK TIME	SCORING PLAY	SCORE	
				OPPONENT	FALCONS
Falcons	1	6:59	Chandler to Mathis 23 yd. 8-69, 4:53	0	7
Cardinals	2	14:20	Bates run 1 yd. 13-86, 7:39	7	7
Cardinals	2	8:30	Bates run 1 yd. 8-74, 4:02	14	7
Falcons	2	4:39	Christian run 1 yd. 6-69, 3:51	14	14
Falcons	2	0:42	Andersen Field Goal 28 yd. 8-45, 2:18	14	17
Falcons	2	0:00	Andersen Field Goal 24 yd. 4-21, 0:21	14	20
Falcons	3	4:39	Hanspard run 1 yd. 15-80, 10:21	14	27
Falcons	4	10:06	Christian run 33 yd. 8-60, 4:02	14	34
Falcons	4	3:03	Andersen Field Goal 41 yd. 7-50, 4:25	14	37

## JAN 3 vs. S.F.

TEAM	QTR	CLOCK TIME	SCORING PLAY	SCORE	
				OPPONENT	FALCONS
Falcons	1	5:32	Chandler to Dwight 5 yd. 10-66, 5:41	0	7
Niners	2	13:50	Garcia to Owens 4 yd. 12-63, 6:42	7	7
Falcons	2	1:08	Andersen Field Goal 49 yd. 7-22, 0:45	7	10
Falcons	2	0:12	Dwight Punt Return 70 yd.	7	17
Falcons	3	9:28	Chandler to Mathis 19 yd. 9-80, 5:26	7	24
Falcons	3	3:49	Chandler to Dwight 60 yd. 4-71, 2:19	7	31
Niners	3	0:21	Jervey run 1 yd. 8-83, 3:28	15	31
Falcons	4	12:51	Andersen Field Goal 38 yd. 6-39, 2:30	15	34
Niners	4	9:27	Garcia run 5 yd. 6-80, 3:24	22	34
Niners	4	2:46	Garcia to Stokes 43 yd. 7-85, 1:48	29	34

# 1999 Falcons Weekly Team Rankings

	OFFENSE			DEFENSE		
	Overall	Rushing	Defense	Overall	Rushing	Defense
Week 1	13	18T	9T	10	22	10
Week 2	14	25	6	7	24	4
Week 3	18	26	11	20	25	13
Week 4	19	29	9	16	27	8
Week 5	21	26	13	23	24	16
Week 6	21	28	12	20	29	7
Week 7	23	29	13	15	27	6
Week 8	22	29	13	13T	27	9
Week 9	26	30	13	16	25	9
Week 10	27	28	27	19	29	7
Week 11	28	30	19	17	26	7T
Week 12	27	29	17	14	29	5
Week 13	28	30	22	14	29	2
Week 14	27	29	20	15	29	6
Week 15	27	28	20	15	29	6
Week 16	27	30	17	16	29	10
<b>FINAL</b>	<b>27</b>	<b>30</b>	<b>17</b>	<b>16</b>	<b>29</b>	<b>10</b>

# 1999 Final NFL Team Rankings

## American Football Conference

	Offense			Defense		
	Total	Rush	Pass	Total	Rush	Pass
Balt.	13	10	13	2	1	5
Buff.	4	5	10	*1	3	*1
Cin.	8	4	12	15	9	16
Cleve.	16	16	16	16	16	8
Denver	7	8	7	5	12	7
Ind.	1	11	1	11	11	12
Jax	3	*1	4	3	4	2
K.C.	5	3	11	10	7	10
Miami	10	12	5T	4	5	4
N.E.	9	13	2	6	13	6
Jets	14	7	15	13	10	14
Oak.	2	2	3	7	8	
Pitt.	11	6	14	8	15	3
S.D.	15	15	9	9	2	13
Sea.	12	14	8	14	14	11
Tenn.	6	9	5T	12	6	15

## National Football Conference

	Offense			Defense		
	Total	Rush	Pass	Total	Rush	Pass
Ariz.	14	14	13	9	15	2
Atl.	12	15	9	5	14	3
Car.	4	9	2	11	11	10
Chi.	5	12	3	14	10	13
Dallas	8	3	12	3	3	4
Det.	11	13	8	6	4	12
G.B.	6	10	6	7	9	7
Minn.	3	5	4	12	6	14
N.O.	10	8	11	8	8	9
Giants	9	11	7	4	5	5
Phil.	15	7	15	10	13	6
St. L.	*1	2	*1	2	*1	8
S.F.	7	1	10	13	7	15
T.B.	13	6	14	1	2	1
Wash.	2	4	5	15	12	11

## National Football League

	Offense			Defense		
	Total	Rush	Pass	Total	Rush	Pass
Ariz.	29	29	27	22	30	9
Atl.	27	30	17	16	29	10
Balt.	24	16	25	2	2	6
Buff.	11	8	20T	*1	4	*1
Car.	6	20	2	26	24	23
Chi.	8	26	3	29	23	29
Cin.	15	6T	23	25	16	28
Cleve.	31	31	29	31	31	11
Dallas	16	6T	24	9	6T	13
Denver	14	12	15	7	19	8
Det.	21	28	9	18	9	27
G.B.	9	21	7	19	22	18
Ind.	4	19	4	15	18	19
Jax	7	*1	12	4	6T	3
K.C.	12	4	22	14	11	16
Miami	20	22	13T	5	8	5
Minn.	3	14	5	27	14	30
N.E.	18	23	10	8	21	7
N.O.	19	18	20T	20	20	21
Giants	17	24	8	13	13	14
Jets	25	11	28	21	17	24
Oak.	5	3	11	10	12	12
Phil.	30	17	31	24	28	15
Pitt.	22	10	26	11	26	4
St. L.	*1	5	*1	6	*1	20
S.D.	26	27	18	12	3	22
S.F.	10	2	19	28	15	31
Sea.	23	25	16	23	25	17
T.B.	28	15	30	3	5	2
Tenn.	13	13	13T	17	10	25
Wash.	2	9	6	30	27	26

T = Tied for position

\* = League Leader

## 1999 Atlanta Falcons Transactions

February 5	Signed WR Octavus Barnes, DT Ben Huff, OT Greg Studdard, DE Brett Williams, QB Sherdrick Bonner, and CB Keith Thibodeaux
February 12	Released RB Harold Green
February 17	Released LB Cornelius Bennett and G Dave Widell
February 20	Signed WR Corey Allen, LB Schad Freeman, FB Eric Lane, and WR Eric Harris.
February 26	Released WR Tony Martin
<hr/>	
March 2	Signed DT Bob Kuberski, UFA from Green Bay Packers Signed S Gerald McBurrows, UFA from St. Louis Rams
March 3	Signed WR Chris Calloway, FA from New York Giants
March 5	Signed DT Ed Jasper
March 9	Re-signed WR Ronnie Harris
March 11	Re-signed CB Ronnie Bradford
March 12	Signed SS Marty Carter, UFA from Chicago Bears
March 19	Signed QB Danny Kanell, FA from New York Giants
March 24	Agreed to terms with G Greg Bishop, UFA from New York Giants
<hr/>	
April 18	Signed DE Pellom McDaniels, UFA from Kansas City Chiefs
April 19	Signed LB Brendon Ayanbadejo, T Octavious Bishop, P James Garcia, CB Derrick Gardner, LB Lamont Green, RB Steve Hookfin, G Ben Nichols and G Kenny Watts
April 26	Signed DE Emil Ekiyor
<hr/>	
June 4	Waived P James Garcia
June 15	Signed PK/P Mike Panasuk
June 16	Signed third-round pick FB Jeff Paulk
June 25	Signed first-round pick DE Patrick Kerney, second-round pick TE Reggie Kelly, sixth-round pick S Eric Thigpen, seventh-round pick C Todd McClure and seventh-round pick WR Rondel Menendez
June 28	Signed sixth-round pick LB Jeff Kelly
<hr/>	
July 7	Signed fifth-round pick Eugene Baker and free agent LB Whit Marshall
July 8	Signed fourth-round pick Johndale Carty
<hr/>	
August 2	Signed RB Harold Green
August 2	Placed RB Gary Downs on injured reserve with a knee injury
August 10	Waived QB Sherdrick Bonner
August 10	Waived-Injured WR Eric Harris
August 10	Signed CB Rod Smith
August 10	Signed WR J.T. Thomas
August 23	Waived WR Corey Allen
August 23	Waived LB Brendon Ayanbadejo
August 23	Waived T Octavious Bishop
August 23	Waived RB Steve Hookfin
August 23	Waived FB Eric Lane
August 23	Waived G Ben Nichols
August 23	Waived PK Mike Panasuk
August 23	Waived S Eric Thigpen
August 23	Waived G Kenny Watts
August 26	Waived DE Brett Williams – reached injury settlement (knee)
August 30	Waived WR Octavus Barnes
August 30	Waived S Chris Bayne
August 30	Waived T Cornell Green
August 30	Waived LB Lamont Green

# 1999 Atlanta Falcons Transactions

August 30	Waived DT Bob Kuberski
August 30	Placed C Todd McClure on injured reserve with a knee injury
August 30	Waived CB Rod Smith
August 30	Waived WR J.T. Thomas
<hr/>	
September 5	Waived WR Eugene Baker
September 5	Waived DE Emil Ekiyor
September 5	Waived CB Randy Fuller (injury settlement)
September 5	Waived CB Derrick Gardner
September 5	Waived WR Jammi German
September 5	Waived RB Harold Green
September 5	Waived WR Eric Harris from injured reserve
September 5	Waived WR Rondel Menendez
September 5	Waived T Greg Studdard
September 5	Waived LB Ben Talley
September 7	Signed WR Eugene Baker to the practice squad
September 7	Signed CB Derrick Gardner to the practice squad
September 7	Signed WR Jammi German to the practice squad
September 7	Signed LB Lamont Green to the practice squad
September 8	Signed G Adam Hernandez to the practice squad
September 14	Signed WR Jammi German from the practice squad to the 53-man roster
September 14	Waived DL Shawn Swayda
September 15	Signed DE Emil Ekiyor to the practice squad
September 22	Placed RB Jamal Anderson on injured reserve with a knee injury
September 22	Signed RB Winslow Oliver
September 28	Waived C Adam Schreiber
September 28	Signed DL Shawn Swayda
<hr/>	
October 12	Waived DT Ben Huff
October 13	Signed LB Lamont Green from the practice squad to the 53-man roster
October 14	Signed DT Ben Huff to the practice squad
October 19	Waived LB Lamont Green
October 20	Signed CB Derrick Gardner from the practice squad to the 53-man roster
October 21	Signed LB Lamont Green to the practice squad
<hr/>	
November 2	Waived CB Keith Thibodeaux
November 2	Signed G Evan Pilgrim
November 2	Waived LB Lamont Green from the practice squad
November 2	Signed LB Brian Smith to the practice squad
November 17	Claimed and awarded WR Bryan Still
November 17	Waived CB Derrick Gardner
November 30	Placed S Marty Carter on injured reserve with a sprained MCL injury
November 30	Signed CB Derrick Gardner to the 53-man roster
<hr/>	
December 13	Waived WR Bryan Still
December 13	Signed WR Eugene Baker from the practice squad to the 53-man roster
December 13	Signed WR Brian Finneran to the practice squad
December 22	Placed QB Danny Kanell on injured reserve with a sprained MCL injury
December 22	Signed QB Wally Richardson
<hr/>	
January 1	Placed LB Ruffin Hamilton on injured reserve with a hamstring injury
January 1	Signed DT Ben Huff from the practice squad to the 53-man roster





**FALCONS HISTORY**

## History Capsule

The date June 30, 1965, always will be remembered as both a termination and a commencement in the history of Atlanta sports. For on that day the end came to the many and disparate struggles to place a professional football team in the Southeast's key metropolis. At the same time the Atlanta Falcons were born and began a storied tenure in the National Football League.

All that had gone before – the successes (an \$18 million stadium to play in) and the near-misses (aborted attempts to place other franchises in the city) – was set aside for the immediate business of fielding a team in little over a year's time.

Prime mover in this task was Rankin Smith, a young insurance executive who had controlling ownership of the Falcons.

Virtually unknown to the general public before that June day, Smith immediately endeared himself to aficionados of the sport by asking a choice rhetorical question at a press conference following his acquisition of the franchise: "Doesn't every adult male in America want to own his own football team?" Not every adult male American has the wherewithal to swing such a deal, but it was comforting to hear that a man is capable of dreams like those of any other guy.

The day's proceedings threw the city into a happy delirium unequalled in the history of football. By the time Smith got back to his insurance office 24 hours later, there had been over 1,000 phone calls for tickets. He had to push his way through stacks of mail. By August, when a contest was completed which resulted in the nickname Falcons, a few of the avid fans even had come to blows in defense of what they believed their adopted team should be called. Several persons suggested the name "Falcons" in a contest, but a school teacher from nearby Griffin, Miss Julia Elliott, was selected winner because of her reasons: "the falcon is proud and dignified, with great courage and fight. It never drops prey. It is deadly and has a great sporting tradition."

By the middle of December, Smith had signed the most coveted college football player in the nation, Texas linebacker Tommy Nobis. By Christmas Eve, when the Falcons cut off a brief 54-day ticket sale requiring almost no promotion, an NFL record had been established for season tickets sold by a new club (45,000).

And in January, Smith surprised the entire athletic fraternity by naming a head coach who never had been mentioned in the perpetual stream of journalistic speculation about the job. But Green Bay Packer assistant Norb Hecker assumed his new post with vigor and immediately embraced the gigantic job of sifting – along with Director of Player Personnel Gene Cronin – a huge list of NFL players made available to the Atlanta expansion team by other teams in the league.

Finally, three men were chosen from each club and these 42 formed the nucleus of the roster Hecker had to work with when he took the team to summer training camp in Black Mountain, North Carolina in early July. Added to this group were the drafted rookies, scores of free agents and a few miscellaneous players obtained in trades. In all, Hecker and his staff were faced with evaluating over 130 men from July to September.

Then, on August 27, in Columbia, South Carolina, the Falcons recorded their first victory, defeating the San Francisco 49ers, 24-17, in a preseason game.

Once the stadium, Atlanta-Fulton County Stadium, was built, Atlantans felt the time was ripe to start pursuing professional football. One independent group which had been active in NFL preseason promotions in Atlanta applied for franchises in both the AFL and the NFL, acting entirely on its own with no guarantee of stadium rights. Another group reported it had deposited earnest money for a team in the AFL.

With everyone running in different directions, some local businessmen worked out a deal and were awarded an AFL franchise on June 7, 1965, contingent upon acquiring exclusive stadium rights from city officials. NFL Commissioner Pete Rozelle, who had been moving deliberately in Atlanta matters, headed on the next plane down to Atlanta to protect his league's claim on the city of Atlanta. He forced the city to make a choice between the two leagues. Of course on that memorable June 30 Rankin Smith and the NFL were the choice.

The huge void which had been the Southeast without an NFL team was beginning to close. Fans were looking now toward Atlanta. The Falcons expect to be filling that void for a long time.

## HISTORICAL CALENDAR

<b>The Start</b> June 30, 1965	The NFL awards a franchise to 41-year-old Rankin M. Smith, Executive Vice President of Life Insurance Company of Georgia, for \$8.5 million. At the time there were 14 NFL franchises in existence, 8 AFL clubs. Officially, Atlanta became the 23rd professional football club in existence, the 15th in the NFL prior to the merger of the Leagues.
<b>Officially Titled</b> Aug. 20, 1965	"Five Smiths, Inc." is registered as the corporate name for the Atlanta franchise. It is so named for Rankin Smith's five children: Rankin, Jr., Carrol Christine, Dorothy Ann, Taylor, and Nancy Karen.
<b>Stockholders</b> Aug. 24, 1965	The listed stockholders of the franchise included Lindsey Hopkins, Jr., Howard Dobbs, Jr., Cody Laird, Jr., I. M. Sheffield III, Dorothy Laird Williams, W. Barrett Howell, and M. E. Kilpatrick.
<b>The Nickname</b> Aug. 29, 1965	"Falcons" was suggested by many, with reasons from a school teacher from Griffin, Georgia singled out. Miss Julia Elliott said: "the Falcon is proud and dignified, with great courage and fight. It never drops its prey. It is deadly and has a great sporting tradition." A logo was designed by Wayland Moore Studios.
<b>You Need Players</b> Sept. 9, 1965	Halfback Bob Paremore and split end Gary Barnes, who had been in the NFL with the Cardinals and Bears, were the first two players to sign with the Falcons.
<b>The First Draft</b> Nov. 27, 1965	With the first pick in the entire draft, the Falcons chose Outland Trophy winning Linebacker Tommy Nobis from the University of Texas. After being drafted also by Houston of the AFL, he chose the Falcons on Dec. 14 and signed a contract. As the Falcons got two choices in each of the first five rounds, QB Randy Johnson of Texas A&I was the other first round pick by Atlanta. All told, the Falcons gained 25 players in the 20 round draft, the last one being defensive back Bob Riggles from Penn State. Nobis is the club's Vice President/Corporate Development, while Riggles served 21 years as a team scout.
	
<b>The Head Coach</b> Jan. 26, 1966	Norb Hecker, 39, left the Green Bay staff of Vince Lombardi to accept the job as the Falcons first head coach. He was with Lombardi seven years as they won three world titles and four conference titles. Gene Cronin, the Director of Player Personnel, deserves the distinction of being the first member of the Falcon organization named by Mr. Smith.
<b>Supplemental Draft</b> Feb. 16, 1966	Allotted three picks from each of the 14 other NFL teams, the Falcons added 42 more players. Each team, who had a 40-man roster, placed 11 available for the Falcons to select from. Among those picks was their first leading rusher (Junior Coffey from Green Bay), their first leading receiver (Alex Hawkins from Baltimore), and a defensive captain (Bill Jobko from Minnesota).
<b>Head for the Mountains</b> March 26, 1966	A YMCA Camp, Blue Ridge Assembly on Black Mountain, N.C. (near Asheville) is selected as the first summer training camp home.
<b>The Merger Occurs</b> June 8, 1966	The AFL and NFL agree to merge with a Championship Game to be played. The teams would not actually begin playing regular season games until 1970. Atlanta was assigned to the NFL's Western Conference, Coastal Division, with the Los Angeles Rams, Baltimore Colts, and San Francisco 49ers.
<b>The First Practice</b> July 2, 1966	Training Camp opened with some 130 players checking in for physicals and their chance to be an NFL player. One of the camp's visitors was Rev. Billy Graham, who lived just a few miles from the Blue Ridge Assembly. All told, 66 rookies reported with the vets checking in on July 9.
<b>The First Game</b> Aug. 1, 1966 (Preseason)	Before 26,072 at Atlanta Stadium, Philadelphia claims a 9-7 win over the Falcons. Trivia fans might want to note that QB Dennis Claridge passed one yard to Tom Wilson for the Falcons first ever touchdown (second quarter) to provide a 7-6 halftime lead.

## HISTORICAL CALENDAR

<b>This Game Is For Real</b> Sept. 11, 1966	The Los Angeles Rams handed the Falcons a 19-14 loss before 54,418 at Atlanta Stadium. The Rams of George Allen were led by QB Roman Gabriel (294 yards). After a 16-0 lead, Atlanta rallied to make it 16-14 before a third quarter Ram FG ended the scoring. Pre-game ceremonies included Commissioner Pete Rozelle, Governor Carl Sanders, and Mayor Ivan Allen. Falcon RB Ernie Wheelwright ran for 91 yards and caught a pass for 25 more to lead the offense.
<b>The First Points</b> Sept. 11, 1966	<b>It was the second quarter when QB Randy Johnson hit Gary Barnes for a 53-yard touchdown to officially score the first points for the Atlanta Falcons.</b>
<b>The First Official Win</b> Nov. 30, 1966	After nine straight losses, the Falcons claimed one for the W column at Yankee Stadium (62,746), 27-16. Former Giant Ernie Wheelwright scored two TD's receiving and ran for 51 more yards as QB Randy Johnson hit for a trio of TD's.
<b>Tying an NFL Record With 1st HOME Win</b> Dec. 11, 1966	<b>The Falcons tied an NFL record for an expansion team (Minnesota) by winning a third game. This victim was the St. Louis Cardinals, 16-10, before 57,169. The second win had been at Minnesota with Bobby Riggle returning an interception 62 yards for a touchdown.</b>
<b>Atlanta's First All-Pro</b> Dec. 15, 1967	<b>Linebacker Tommy Nobis was named to the AP all-pro team, a Falcon first. This honor followed his Rookie of the Year performance in 1966 (Bert Bell Award and Pro Football Writers Association).</b>
<b>A New Regime</b> Oct. 1, 1968	Norm Van Brocklin, formerly head coach of Vikings, is named to replace Norb Hecker after three games of season. Two weeks later, his Falcons beat New York, 24-21, in first meeting between Van Brocklin and his former QB, Fran Tarkenton.
<b>Starting On the Right Foot</b> Sept. 21, 1969	Falcons win first season opener ever, beating 49ers, 24-12, before home fans. Rookie Tight End Jim Mitchell scored two TD's and club set team record with 229 yards rushing.
<b>The Triple Play</b> Dec. 7, 1969	Harmon Wages had a game to remember in this 45-17 rout of the Saints. The second year back threw for a TD in the first quarter (16 yards to Flatley), then caught a pass for a TD in the second quarter (88 yards), and then ran for a TD in the fourth quarter (66 yards).
<b>A Passing Feat</b> Sept. 27, 1970	In Week Two at Green Bay, QB Bob Berry sets club records with the Franchise's first 300-yard passing game (28-44 for 302), but Packers rally for 27-24 win.
<b>Cannonball Explodes</b> Oct. 4, 1970	<b>Jim "Cannonball" Butler, just one week after Berry's passing record, sets a new club rushing record in the home opener against the 49ers. The seven-year veteran set two club records that day. One was for most yards (127 on 17 carries), the other was for most fumbles (4).</b>
<b>National TV!</b> Nov. 30, 1970	Over 30 million Monday Night TV viewers saw their first game from Atlanta as the Miami Dolphins came to town with ABC-TV. Larry Csonka (108) and Mercury Morris (76) ran away with a 20-7 Miami victory.
<b>A Hall of Famer</b> Feb. 23, 1971.	Coach Norm Van Brocklin is elected to the Pro Football Hall of Fame.
<b>Catch This Act</b> Oct. 3 and Dec. 19, 1971	Rookie sensation Ken Burrow made more yardage receiving in one game than any NFC receiver, and he wrote his name in the club record book TWICE. He had 190 yards at Detroit and duplicated that feat at New Orleans. All of this was done playing the final 11 games with a broken wrist.
<b>A Winning Season</b> Dec. 19, 1971	<b>In dramatic fashion with 40 seconds left, the Falcons score to beat New Orleans, 24-20, to finish the season at 7-6-1, thus giving them the first winning season in club history.</b>
<b>A Coast to Coast Win</b> Nov. 22, 1971	Falcons win their first Nationally televised game with a 28-21 triumph over Green Bay in Atlanta. Atlanta had 77 plays to the Packers 33, outgaining them 386-143, as Monday Night TV televised the action.
<b>A Jinx Is Ended With 1-2 Punch</b> Oct. 1, 1972	After 10 unsuccessful tries, Falcons finally defeat the L.A. Rams, in humiliating fashion, 31-3 at Atlanta Stadium. Hampton and Art Malone set a club record by each running for over 100 yards (161 Hampton and 103 Malone).

## HISTORICAL CALENDAR

<b>"Unofficial" 1,000</b> Dec. 17, 1972	Dave Hampton technically was the club's first 1,000- yard rusher. At Kansas City, the veteran running back scampered around end for his 1,000th yard. However, his next carry was a six-yard loss and his final carry a one-yard gain. Thus, he ended at 995, never officially getting his name in the Falcon record book.
<b>Lighting Up Scoreboard</b> Sept. 16, 1973	<b>Opening against New Orleans, Falcons smash 35 team records en route to 62-7 victory.</b>
<b>Monday Night Madness</b> Nov. 19, 1973	<b>Unbeaten Vikings (9-0) come to town to face surging Falcons (five in a row) before national audience. No Falcon fan is disappointed as club responds to challenge with 20-14 win for 6th straight.</b>
<b>"Hard-Luck" Hampton and Falcons 1973 Season</b>	After missing by five yards for a 1,000-yard season in 1972, Dave Hampton comes even closer in 1973. Needing 87 yards in the finale, he gets just 84 and finishes three yards shy of the magic number. The Falcons are equally close, finishing 9-5 for their most wins and best record ever, but losing out for the playoffs by one game.
<b>Trading for the Future</b> Jan. 27, 1975	In order to obtain the rights to the number one pick in the college draft, the Falcons send offensive tackle George Kunz and a draft choice to Baltimore. Falcons also got a 6th round pick (and took LB Fulton Kuykendall).
<b>The Future is Here</b> Jan. 28, 1975	With that top choice, the Falcons select all-America QB Steve Bartkowski from California.
<b>Hooray for Hampton</b> Dec. 21, 1975	<b>Running Back Dave Hampton becomes first Falcon to gain 1,000 yards rushing (1,002) with 61 in final game vs. Green Bay.</b>
<b>Front Office Moves</b> Feb. 1-3, 1977	Former NFL quarterback Eddie LeBaron is named General Manager, with Rankin M. Smith, Jr. assuming the title of Club President. Two days later, Leeman Bennett, a Rams assistant becomes fifth Head Coach in club history.
<b>Zero Hour</b> Nov. 27, 1977	In shutout of Bucs, Falcons set club record by allowing just 78 total yards. It is also the second 0 performance by the defense on the season, also a club first.
<b>NFL Record!</b> 1977 Defense	<b>With 35-7 final win over Saints, Falcons establish new NFL modern day record for 14-game season by allowing just 129 points all year as club finishes 7-7.</b>
<b>June Jones, Gritz Blitz Go National</b> Oct. 30, 1978	In their first national TV game in four years, the Falcons lose Bartkowski in 2nd quarter. Enter June Jones, kicker Tim Mazzetti's five field goals, and the hard hitting Gritz Blitz defense and you have a 15-7 Rams upset.
<b>"Big Ben Right"</b> Nov. 12, 1978	<b>With 2:23 remaining the Falcons were trailing 17-6 at their own 20-yard line. An 80-yard march made it 17-13 with 59 seconds left. With 19 seconds left, Bartkowski threw 57 yards into a cluster where Alfred Jackson caught a pass deflected by Wallace Francis and the Falcons clock struck victory.</b>
<b>Clinching a Play off Berth the Easy Way</b> Dec. 15, 1978	When Redskins lose to Bears, Falcons are ensured their first Playoff berth. The next day, L.A. beat Green Bay to give the Falcons a home field game.
<b>Dealing the Wild Card</b> Dec. 24, 1978	With two TD's in the final eight minutes, the Falcons overcame the rainy weather to win their Playoff game over the Eagles, 14-13. The Christmas Eve present to the fans was not complete until the Eagles missed a 34-yard FG in the final seconds. Merry Christmas!
<b>Valiant Underdogs</b> Dec. 30, 1978	As 14-point underdogs in Texas Stadium, the Falcons came ready to win. They jumped out to a 20-13 halftime lead and knocked QB Roger Staubach unconscious just before the half. The home-team Cowboys regained the lead 27-20 as the Falcons marched for a tying score. With 4th-and-1 at the Cowboy 32, the Falcons came up inches short and never got the ball back.


## HISTORICAL CALENDAR

<b>William Who?</b> Sept. 2, 1979	Third-round draft choice William Andrews made his NFL debut memorable with a club-record 167 yard effort in a 40-34 overtime win at the Superdome. Each team gained over 500 yards offense before Falcons won with special teams interception TD.
<b>Adding Up The Totals</b> Dec. 16, 1979	Records were broken for the season by William Andrews with 1,023 yards, by Wallace Francis with 74 catches for 1,013 yards and by Steve Bartkowski with 2,502 yards (203-379).
<b>The Bigger They Are, the Harder They Fall</b> Sept. 28 - Oct. 5, 1980	Undefeated opponents fall on successive weekends to the Falcons. First, the 49ers are upset 20-17 at Candlestick, then with a record-breaking 34-point first half, the Lions fall, 43-28
<b>How the West Was Won</b> Dec. 14, 1980	Bartkowski's 28th, 29th and 30th TD passes, Andrews, sixth 100-yard game and a rugged defense led to a 35-10 rout of the 49ers and the Falcons had earned their first-ever NFC Western Division Title. The win was the Falcons 9th straight and 12th of the season, both club bests.
<b>Heartbreak in Georgia</b> Jan. 5, 1981	Leading 24-10 heading into the 4th quarter, Falcons end up on short end of 30-27 score as Cowboys rally for 20 points in Atlanta Fulton County Stadium before record 60,022 fans.
<b>Aloha</b> Feb. 1, 1981	Record six Falcons selected to Pro Bowl as Bartkowski passes for new high 178 yards (55 TD to Alfred Jenkins) to lead NFC to 21-7 win.
<b>Seeing is Believing!</b> Sept. 13, 1981	Green Bay Packer fans were enjoying a 17-0 lead after three quarters, but no one knew what was in store next. In a nine-minute span, the Falcons erupted for an NFL record tying 31 points (4 TD's, 1 FG) to win 31-17.
<b>Good News, Bad News</b> Sept. 20, 1981	Atlanta fans were treated to a 34-17 thumping of the rival 49ers (soon to be Super Bowl bound) and the fastest start in club history, 3-0. The Falcons had now won 12 of the last 13 regular season games and 14 of last 15. Tommy Pridemore even set a club record with a 101-yard interception return. The bad news: three starters were lost in a five-minute span (LB Joel Williams, DE Jeff Mellow and T Warren Bryant).
<b>Numbers To Remember</b> 1981 Season	The team will look back on seven losses of five points or less as to why they were 7-9. The defeats were by 1, 2, 2, 3, 3, 3, and 5 points. Individually, records were set by Steve Bartkowski (3,830 yards), William Andrews (81 catches), Alfred Jenkins (1,358 yards, 13 TD's - 3 in one game), and Mick Luckhurst (114 points). A team high seven Falcons are picked for the Pro Bowl.
<b>No More Tickets</b> May 17, 1982	Season ticket sales are halted after reaching a club record 55,144.
<b>Back on Track</b> Nov. 21, 1982	In first game after strike, William Andrews gains 207 yards (119 rush, 88 rec.) and rookie Gerald Riggs scores his first two NFL TD's in 34-17 win over Rams. Falcons are 2-1 and thinking playoffs in short season.
<b>A National Clinch</b> Dec. 19, 1982	With a powerful 17-7 win over the Super Bowl Champion 49ers before a national Sunday Night audience, the Falcons become third NFC team to clinch a playoff berth as they up record to 5-2. Team controlled ball for 43 minutes to 17 for 49ers and ran the ball 57 times for 223 yards.
<b>Indoor Playoffs</b> Jan. 9, 1983	Falcons journeyed to Minnesota's Metrodome for the opening round Playoff game and led 7-3 after one quarter and 21-16 after three quarters, but Vikings rallied for 30-24 win. In an oddity, all 24 Falcon points were scored by the special teams (blocked punt for TD, pass to Luckhurst for TD, and FG) and the defense (Glazebrook TD interception).
<b>A Two-Time Hero</b> Nov. 27, 1983	Kenny Johnson became only the 12th player in NFL history to score two TD's in the same game with interceptions. His first one put the Falcons ahead of Green Bay, 41-34, but the Pack came back to force overtime. With another chance to be the hero, Johnson returned an interception 31 yards to win the game.


## HISTORICAL CALENDAR

<b>Stats to Remember</b> Dec. 18, 1983	William Andrews sets new club record with 331 rushes for 1,567 yards, Steve Bartkowski has third 3,000-yard season and sets mark with 63.4% completion rate and just 1.1% interception rate (5 in 432), while C Jeff Van Note starts his 200th game as a Falcon.
<b>Surgery for William</b> Aug. 21, 1984	Falcon all-time leading rusher, William Andrews, injures knee ligaments, cartilage and nerve in practice session and is out indefinitely.
<b>A New Leader</b> Sept. 2, 1984	Gerald Riggs gets the starting call and sets new club records with 35 attempts for 202 yards in 36-28 opening win at the Superdome in New Orleans.
<b>A Catchy Record</b> Dec. 2, 1984	Receiver Alfred Jackson broke the club record with 11 catches for 193 yards vs. San Francisco in 35-17 loss.
<b>"White Shoes" Is #1</b> Sept. 8, 1985	Billy "White Shoes" Johnson becomes the NFL's all-time career punt returner with 58 yards against Detroit.
<b>Determined Gerald</b> Dec. 22, 1985	With 158 yards in the 16-10 win over New Orleans, Gerald Riggs had a club best 9 100-yard games and a season record 1,719 yards to lead the entire NFC.
<b>A Record Start</b> Sept. 1986	The Falcons came out roaring with four straight wins over New Orleans, St. Louis, Dallas and Tampa Bay for the best-ever start in club history. The Cowboy game featured a 10-point rally with a game-winning FG with 20 seconds left and the Buc game featured a 20-7 come-from-behind win with an overtime FG the decider. Gerald Riggs ran for a touchdown in each game to tie a club mark. The opener also featured the return of William Andrews after a two-year layoff following knee surgery.
<b>Leading the Way</b> Oct. 12, 1986	In a game that featured the return of QB Steve Bartkowski to Atlanta (as an LA Ram), the Falcons rolled to a 26-14 win to up their mark to 5-1. The next week, the Falcons fought to an overtime tie with the 49ers to stay atop the Western Division.
<b>A Note of Thanks</b> Dec. 14, 1986	It was Jeff Van Note day at Atlanta Fulton County Stadium as the 18-year veteran center was honored after 246 games. With all his family present, he was presented gifts including a vintage 1957 Chevy (symbolic of his #57 and being a classic). Mick Luckhurst extended his club record to 117 consecutive PAT's.
<b>Riggs' Record Breaking Day is Doomsday For Dallas</b> Dec. 6, 1987	Gerald Riggs becomes the club's all-time leading rusher, surpassing William Andrews with a five-yard run in the third quarter at Dallas, giving the six-year pro from Arizona State a career total of 5,987 yards. Riggs finishes up the day with 119 yards to help the Falcons break a seven-game losing streak and knock the Cowboys out of the playoffs for the second straight year with a 21-10 victory in Texas Stadium.
<b>Making a Case for Himself</b> Nov. 6-27, 1988	CB Scott Case laid claim to a spot in the Pro Bowl by being named NFC Defensive Player of the Month for November. Case intercepted five passes (two each vs. Packers and Raiders), registered a forced fumble and QB sack and made 20 tackles with nine passes defended to help the Falcons to a 3-1 record during the month.
<b>Settling for a Place in History</b> Dec. 18, 1988	RB John Settle put his name in the League's record book by becoming the first free agent in NFL history since the 1970 merger to gain 1,000 yards in a season as he rushed for 66 yards against the Saints to finish with 1,024. Paul Lowe (Chargers) and Clem Daniels (Raiders) of the AFL were the only other undrafted players to accomplish the feat (in 1963 and 1965). The former Appalachian State star was fourth in the NFL in total yards (1594) and the club leader in receptions with 68 as he garnered his first trip to the Pro Bowl.

## HISTORICAL CALENDAR

<p><b>A Case of a Perfect 10</b> Dec. 18, 1988</p>	<p>CB Scott Case picked off his 10th pass of the year against the Saints to finish atop the NFL charts. Case set a new Falcon record for interceptions in a season eclipsing the old mark of nine by Rolland Lawrence in 1975. The Oklahoma product stole seven passes in the second half of the season when the young Falcons defense began to jell.</p>
<p><b>Prime Time Scores Twice</b> 1989</p> 	<p>Deion "Prime Time" Sanders ends his lengthy Sept. contract holdout and reports to camp. He takes a Friday practice and Saturday walk through and puts on the football pads for the first time in seven months in the season opener vs. the Rams. In the first quarter, Deion returns a punt 68 yards for a touchdown. After hitting a home run for the New York Yankees earlier that week, it makes him the only modern day athlete to hit a HR and score a TD in the same week.</p>
<p><b>Herschel &amp; GA Homecoming</b> Sept. 17, 1989</p>	<p>Heisman trophy winning Herschel Walker returns to Homecoming, his native Georgia, for his first NFL game. The hometown Falcons spoil his party, but the sellout crowd enjoys a 27-21 Atlanta win over the Cowboys and Herschel.</p>
<p><b>Good Job</b> Dec. 1989</p>	<p>Guard Bill Fralic goes to a fourth consecutive Pro Bowl (the only guard in the NFL to do so). Rookie WR Shawn Collins leads all NFL rookies and sets a club rookie mark with 58 catches, while fellow rookie Deion Sanders gains post-season recognition by leading all rookie DB's with five thefts and gaining over 1,000 yards in returns.</p>
<p><b>Back in Black</b> March 20, 1990</p>	<p>The Falcons announce plans for their 25th Anniversary season that include going back to their original black jerseys of 1966. In addition black helmets are unveiled along with the 25th anniversary logo patches for the uniforms.</p>
<p><b>Showstopping Trade</b> April 20, 1990</p>	<p>With the number one pick overall in the Draft, the Falcons deal with the Colts for six-time Pro Bowl lineman, Chris Hinton, all-rookie WR Andre Rison, and next year's #1 pick.</p>
<p><b>That's Super!</b> May 23, 1990</p>	<p>Falcons owner Rankin Smith leads the way in securing Super Bowl XXVIII for the City of Atlanta at the NFL Owners Meeting in Dallas.</p>
<p><b>Opening Day</b> Sept. 9, 1990</p>	<p>Houston, Jerry Glanville's former team, comes to town to face the new black-clad Falcons. With the defense scoring three touchdowns, the Falcons win in a rout, 47-27, before a sellout crowd.</p>
<p><b>National TV</b> Oct. 28, 1990</p>	<p>With a national TV audience watching for the first time since 1984, the Falcons storm the Cincinnati Bengals, 38-17. The prime time viewers see "Prime Time" Deion Sanders set a club record with a 79-yard punt return TD in what was TNT's highest rated game of the season.</p>
<p><b>Happy Ending</b> Dec. 30, 1990</p>	<p>With the Dallas Cowboys coming to town, needing a win to secure a playoff berth, the Falcons close out with a second straight win and a 26-7 romp behind a club record 68-yard run by Mike Rozier. The Falcons donated 2,000 tickets from the sellout to the USO for servicemen to attend.</p>
<p><b>Two-Timer</b> Jan. 30, 1991</p>	<p>Deion Sanders becomes both an Atlanta Brave and an Atlanta Falcon as he signs a baseball contract. He's the first to play two sports in the same city in 30 years.</p>
<p><b>Big Ben III Rings</b> Nov. 3, 1991</p>	<p>QB Billy Joe Tolliver, subbing for injured Chris Miller, lofted a 44-yard "Big Ben" pass caught in a crowd of seven players by WR Michael Haynes with nine seconds remaining. That gave the Falcons a 17-14 victory and season sweep over the San Francisco 49ers. San Francisco had just taken the lead with only 53 seconds left in the game.</p>
<p><b>Coming Up 3's</b> Nov. 17, 1991</p>	<p>The Falcons go on a scoring spree in the second quarter and set a new club record for most points in one quarter with 33. WR Andre Rison scores 3 TD's (18 of the 33 points) with scores of 39, 12 and 15 yards. Rison also tied a club record for most points scored by an individual in a game. The 33 in a quarter were seventh highest ever in NFL history.</p>
<p><b>West Coast Sweep</b> 1991</p>	<p>Atlanta recorded an NFL rarity by sweeping all western opponents either on the road or at home. The Falcons were 7-0, defeating the Rams and the 49ers twice, along with the Raiders, Chargers and the Seahawks. Atlanta was the only team in 1991 to defeat the 49ers in Candlestick Park.</p>


## HISTORICAL CALENDAR

<b>Long Flights</b>	WR Michael Haynes led the entire NFL in average yardage per catch with a 22.4 rate (the NFL's highest since 1983). Mike had 50 receptions on the year for 1,122 yards and 11 touchdowns. His 11 touchdown catches averaged 44.9 yards per play as he recorded 12 receptions over 30 yards.
<b>Prince of Thieves</b>	CB's Deion Sanders and Tim McKyer both co-led the NFC in interceptions with six thefts apiece.
<b>National OT Victory</b> Nov. 24, 1991	The Falcons scored 10 points in the last two minutes of regulation to send the New Orleans game into overtime on ESPN's Pigout Game of the Week. A 54-yard completion from QB Chris Miller to WR Michael Haynes set up the 50-yard field goal by K Norm Johnson for the OT win before ESPN's largest TV audience of the season.
<b>The Tuggle Struggle</b>	Falcon LB Jessie Tuggle, who had over 200 tackles the previous two seasons, had led the entire NFL in tackles, only to be forgotten when All-Pro teams and Pro Bowl selections were made. A 1992 Pro Bowl selection rejection, Tuggle was finally recognized as a first team All-Pro pick by Sports Illustrated.
<b>Road Kill</b>	The Falcons made club history as they swept through their NFC West road trips by defeating the Rams 31-14 in Anaheim, dropping New Orleans in Overtime 23-20 at the Superdome, and by giving the 49ers their only loss in 1991 at Candlestick Park 39-34. This was the first time ever the birds had beaten all their division rivals on the road.
<b>One Last Time A Final Game Outdoors</b> Dec. 15, 1991	A sellout crowd witnessed the Falcons' final home game of the 1991 season, as well as the birds' final game in Fulton-County Stadium. Atlanta defeated the Seattle Seahawks' 26-13, to run their home win streak to five straight. NFL thieves Tim McKyer and Deion Sanders combined on a 55-yard interception and lateral for a memorable touchdown. On hand with the 59,000 fans were Hammer, World Heavy Weight Champion Evander Holyfield, singer Wayne Newton, and country and western group Diamond Rio.
<b>Playoff Win!</b> Dec. 29, 1991	On the road at arch-rival New Orleans on ABC's national TV, the Falcons came from 10 points down to win their first-ever Playoff game away from home. New Orleans native Michael Haynes scored two touchdowns, including the game winning 61-yarder in the fourth quarter, then CB Tim McKyer ended any suspense by intercepting a pass.
<b>The First Game in the New Dome</b> Aug. 23, 1992	A sold-out crowd (66,834 actual) and a national TV audience (ABC) on this Sunday afternoon saw the Falcons win the first-ever football game in the new Georgia Dome, 20-10, over the Philadelphia Eagles. While the Eagles' Ian Howfield kicked a 33-yard FG for the first points ever, the Falcons hooked up on their first play in the Dome for a 76-yard TD pass (Chris Miller to Michael Haynes). While all fans received a special souvenir ticket and commemorative pin, the day of entertainment included performances by megastar MC Hammer, doing the "Too Legit to Quit" theme song of the team, plus a Georgia native halftime show featuring major country recording stars Travis Tritt, Alan Jackson, Trisha Yearwood, Doug Stone, and T. Graham Brown. Recording star John Denver preformed the national anthem, while Las Vegas boxing announcer Michael Buffer began the proceedings with his trademark, "Let's get ready to rumble." The pre-game festivities also included a 100-yard red ribbon cutting by Commissioner Paul Tagliabue and Falcons owner Rankin M. Smith.
 <b>Michael Haynes</b>	
<b>This First One Counts as A "W"</b> Sept. 6, 1992	In the regular season opener in the Dome, the Falcons scored on their first four possessions en route to a 20-17 win over the New York Jets before a sellout of 65,585. The first play saw rookie RB Tony Smith run for 32 yards and the first points came on a Norm Johnson 25-yard FG. Just 17 seconds later, the Falcons scored the first TD in the Dome on a Chris Miller-to-Michael Haynes pass of 14 yards. Miller and Haynes hooked up again on an 11-yard play later in the first quarter as the Birds ran up a 17-0 lead. In the second period, Norm Johnson tied a club record with a 54-yard FG. Miller's 72% passing (21-29) and 117 yards from the ground game led the Falcons to victory.

## HISTORICAL CALENDAR

<b>Double Duty</b> Oct. 11, 1992	Deion Sanders pulled off yet another first by participating in two pro sports in the SAME DAY. On Saturday night, he played in the Braves Playoff game in Pittsburgh, flew to Miami to play for the Falcons, then flew back to Pittsburgh for a game Sunday night. His presence helped the Falcons hold Dan Marino to a rare game without a TD pass, but the Falcons lost a 17-7 third quarter lead to bow, 21-17.
<b>Shut 'Em Out</b> Nov. 29, 1992	The Falcons defense posted the first shutout since 1988 in a 34-0 rout of the New England Patriots. Atlanta allowed just 15 net yards passing, second best in club history, and just 105 total yards with five QB sacks, two pass interceptions (both by Deion) and two fumble recoveries. Rookie Tony Smith had another hot day with an 8.1 rush average (10-81-1 td) and a 15-yard average on PR (5-75) for 151 yards.
<b>Of Passing Interest:</b> The '92 Season	<b>The Falcons led the NFL with a club record 33-TD passes and became the only team to have 30 or more TD's in both '91 and '92. The 336 pass completions were a club season best as were the 194 passing first downs. Andre Rison set a club record with 93 receptions and became the first player in NFL history to have 300 catches in their first four years in the League. The Rison-Haynes tandem netted 21 TD's to lead the NFL for a second straight year (23 in '91). Mike Pritchard's 77 catches were the 5th most in club history, 9th in the NFL. Wade Wilson finished with three consecutive 300-yard games (324, 342, 374) and 10 TD's in those three games and two consecutive 30-completion games.</b>
<b>Offensive Warfare</b> The '93 Season	Led by Pro Bowlers Andre Rison, Bobby Hebert and Norm Johnson, Atlanta's offense scored over 300 points for the fourth consecutive season. Rison scored a club-record 15 TD's, and set a new standard for most receptions in his first five seasons with 394. Hebert, meanwhile, finished third in the NFL with a career-high 24 TD passes and had the NFL's longest play of the year, a 98-yard TD strike to Michael Haynes. Johnson nearly had a perfect season, connecting on 26-of-27 field goals (.963), while stretching his consecutive FG streak to 26 in a row, the second best mark in NFL history. On defense, LB Jessie Tuggle led the team in tackles for the fifth consecutive season (183). Pro Bowl cornerback Deion Sanders continued to be an impact player, picking off seven passes while shutting down the league's top receivers. Third-year RB Erric Pegram more than made a name for himself, rushing for 1,185 yards, the fourth highest total in '93.
<b>June Jones Named Coach</b> Jan. 24, 1994	June Jones III is named the Falcons' 10th head coach, replacing Jerry Glanville, who resigned following the 1993 season.
<b>Falcons lose long-time friend</b> Nov. 3, 1994	Whitey Zimmerman, the Falcons original equipment manager since 1966, passes away. Always a constant in the locker room, "Zeke" will always be remembered as former Falcon Tommy Nobis stated, the "Original Falcon."
<b>111 Catches!</b> Dec. 24, 1994	Terance Mathis closes out a brilliant season against Arizona, finishing the '94 campaign with a club-record 111 receptions, the 4th highest total of all-time. His 1,342 receiving yards ranks second on Atlanta's all-time charts. For his efforts, he is voted to '95 Pro Bowl.
<b>Mike Kenn Retires</b> Dec. 24, 1994	Offensive lineman Mike Kenn finally closes out 17-year NFL career after being drafted by the Falcons in 1978. His last game against Arizona was his 251st game played, ranking 6th on the NFL's all-time list. He played in five Pro Bowls and six playoff games.
<b>Falcons Land Morten Andersen</b> July 21, 1995	<b>The birds kick off camp by signing Morten Andersen, one of the best kickers in NFL history. Andersen, a long-time Falcons nemesis with New Orleans, had been cut by the Saints, who wanted to re-work his contract. The Falcons act swiftly by waiving Norm Johnson and bringing in the former Saint.</b>
<b>I-85 Rivalry Begins</b> Sept. 3, 1995	The new Carolina Panthers make NFL debut in Georgia Dome and jump out to a 10-0 lead. Atlanta then takes over, building a 20-13 lead on first drive of third quarter. But, Carolina hits on a 44-yard bomb with 26 seconds left to force overtime. The Falcons register their record-tying 9th QB sack of the game, forcing a fumble, and go on to quickly kick the game-winning 35-yard field goal.

## HISTORICAL CALENDAR

<p><b>Sweet Revenge!</b> Sept. 17, 1995</p>	<p>Morten Andersen goes against his former team for the first time as a Falcon and boots the game-winning field goal from 21-yards out in overtime at the Superdome.</p>
<p><b>Morten Sets NFL Record</b> Dec. 10, 1995</p>	<p>Morten Andersen beats his old team again, but this time sets another NFL record in the process. Andersen establishes a new League mark with three field goals from beyond 50 yards in one game, including shots from 55, 55, and 51 yards, as Atlanta comes away with a 19-14 victory and sweeps the Saints for the first time since 1985</p>
<p><b>Playoff Bound!</b> Dec. 24, 1995</p>	<p><i>Needing a win to make the playoffs, the Falcons pull off the improbable, defeating the world champion 49ers, 28-27, in front of a frenzied crowd at the Georgia Dome on Christmas eve. Bobby Hebert connects with Terance Mathis on two touchdowns, including the game-winning as Mathis makes an incredible run to the end zone with 1:45 remaining. Hebert was filling in for an injured Jeff George, who was knocked out with a concussion and neck injury just before halftime. Atlanta finishes 7-1 at home, the second best home record in the NFL in '95, tying a club record.</i></p>
	
<p><b>The Ghosts of Lambeau Field</b> Dec. 31, 1995</p>	<p>The Falcons play in their first playoff game since 1991, but face a hot Packers team who had never lost a post-season game in Lambeau Field. That record stays in tact as Green Bay's balanced offensive attack offsets a 366-yard passing day by Jeff George. The Falcons outgain Green Bay, 360-307, despite the muddy conditions of Lambeau.</p>
<p><b>Four 1,000-yard Players!</b> 1995 Season</p>	<p><i>The Falcons establish an NFL record by having four players each gain 1,000 yards, including receivers Eric Metcalfe (1,189), Terance Mathis (1,039), Bert Emanuel (1,039), and running back Craig Heyward (1,083). Jeff George, meanwhile, became only the 18th QB in League history to have over 4,000 yards passing (4,143).</i></p>
<p><b>Jamal Anderson Hits 1,000</b> Dec. 15, 1996</p>	<p>RB Jamal Anderson becomes the 7th Falcon in club history to rush for over 1,000 yards in a season, combining for 111 yards against the Rams in Atlanta. Anderson had previously signed a 3-year contract extension on 10-28-96, taking him through the 1999 season.</p>
<p><b>Jones Let Go As Falcons Coach</b> Dec. 23, 1996</p>	<p>Head Coach June Jones was fired with two years left on his contract following Atlanta's 3-13 season in 1996. During his three years (1994-96) he compiled a 19-29 record and led the Falcons to a playoff berth in 1995.</p>
<p><b>Tuggle Hammers Out Extension</b> Jan. 3, 1997</p>	<p>Jessie Tuggle, fresh off a club-leading 184-tackle season in '96, signs a 2-year contract extension, taking him through the 1999 campaign. Tuggle, a 3-time Pro Bowler, has led the Falcons in tackles for eight straight seasons.</p>
<p><b>Dan Reeves Becomes 8th Falcons Coach</b> Jan. 20, 1997</p>	<p>Dan Reeves becomes the 8th head coach in franchise history, signing a 5-year contract as Exec. VP of Football Operations/Head Coach. He quickly assembles an impressive staff, including Rich Brooks as Asst. Head Coach/Defensive Coord. and Hall of Famer Art Shell as Offensive Line Coach.</p>
<p><b>Falcons Owner Rankin Smith Passes Away</b> Oct. 26, 1997</p>	<p>Team owner and founder Rankin M. Smith passed away from heart complications just hours before the Falcons were to play a nationally-televised game at Carolina on TNT. The 72-year old was remembered at a Tuesday memorial service as a quiet, behind-the-scenes "pioneer" who helped bring professional sports, and other major contributions, to his beloved city of Atlanta.</p>
<p><b>Falcons sweep West Coast Trip!</b> Nov, Dec., 1997</p>	<p>Due to back-to-back west coast trips, the team spent all week practicing in La Jolla, Calif., following its 24-17 win at Seattle to get ready for the Chargers. The extra time saved from not traveling across the country twice in four days translated into a 14-3 win at San Diego.</p>
<p><b>Falcons finish Season 6-2 Under Reeves</b> 1997 Season</p>	<p>After a difficult 1-7 start, the Falcons went 6-2 in their final eight games to finish 7-9, marking one of the best second-half comebacks in NFL history. QB Chris Chandler came on strong and ranked second in the NFL in QB rating (95.1) behind Steve Young en route to his first Pro Bowl appearance, joining teammate Jessie Tuggle. The real story of the season, however, was the tremendous play of the defensive line, which established a club-record 55 sacks to rank 2nd in the NFL. Chuck Smith (12.0 sacks) and Travis Hall (10.5 sacks) led the charge.</p>

## HISTORICAL CALENDAR

1998 NFC  
Championship  
Season

The Falcons, who jumped from a 7-9 finish in 1998 to a franchise record 14-2 record in 1999 specialized in quick turnovers. In one of the more heart felled stories of the year, head coach Dan Reeves underwent quadruple bypass surgery and a mere five weeks later coached his team to a 30-27 overtime victory against Minnesota to capture the NFC Championship that matched the Falcons against the Denver Broncos in Super Bowl XXXIII in Miami. The team accomplished many firsts in 1999 with the first-ever 8-0 home mark, best overall record at 14-2, most points in a season with 442 that included a best 53 touchdowns and a League-high 44 takeaways. The team was paced by RB Jamal Anderson, who set a franchise record with a team record 1,846-yard rushing performance including an NFL high 12 100-yard games. The Falcons dubbed themselves the "Dirty Birds," and Anderson created a touchdown dance to fit the name. The dance, which even consisted of flapping arms to act like wings, was introduced when tight end O.J. Santiago celebrated his two-touchdown effort following a 41-10 victory at New England in early November. The fever it generated captivated a national audience as well as brought the Falcons to the front of the Atlanta sports scene. Dan Reeves joining Anderson on stage for a rendition of the "Dirty Bird" following the NFC Championship trophy presentation was a lasting highlight of the team's journey to the Super Bowl. Reeves, who was named NFL Coach of the Year, guided his Falcons to just the second NFC West title in the 33-year history of the franchise. QB Chris Chandler, CB Ray Buchanan, S Eugene Robinson, LB Jessie Tuggle and T Bob Whitfield joined Anderson in representing the Falcons in the Pro Bowl.

1998 Champion of the National Football Conference  
ATLANTA FALCONS  
NFC Championship Game  
Atlanta Falcons 30, Minnesota Vikings 27  
Monday, January 17, 1999



# Falcons Stadiums

## GEORGIA DOME (1992-present)

In 1992, the Atlanta Falcons and the state of Georgia unveiled to the rest of the world the latest crown jewel in an ever-shining southern skyline with the opening of the Georgia Dome.

The Georgia Dome is the culmination of efforts which began in earnest in June of 1984 as business, civic and governmental leaders gathered to discuss a new stadium in Atlanta. The project continued to gain steam in January of 1988 as a "consensus" of leaders agreed on using a hotel/motel tax increase to finance the local portion of construction.

In January of 1989, Rankin Smith and then-governor Joe Frank Harris signed a "memorandum of understanding" for the Falcons to play in the Dome under a 20-year lease.

The project came to fruition in the spring of 1989 when the state, the Atlanta City Council, and Fulton County Commission approved the \$210 million Dome. Groundbreaking ceremonies took place on November 22, 1989, with construction getting underway on March 27, 1990.

As soon as the project was passed, the Dome became a major 'player' in the sporting community. Rankin Smith was determined to introduce the south's latest showpiece to the football world and he succeeded. With the determined backing of the Smith family, the Georgia Dome played host to the most significant sporting events in the world as global attention was focused on Atlanta for Super Bowl XXVIII played on January 31, 1994 between the Dallas Cowboys and the Buffalo Bills. The Georgia Dome will host its second Super Bowl on January 30, 2000.

## ATLANTA-FULTON COUNTY STADIUM (1966-91)

Twenty-six years of NFL football in Atlanta-Fulton County Stadium came to an end on December 15, 1991 when the Falcons met the Seattle Seahawks for their final game in their very first home.

Atlanta-Fulton County Stadium was built in 51 weeks and gave the city the foundation to support big-league baseball and pro football. Less than a year after construction, the stadium was primed for a cameo appearance by the baseball Braves, who were still playing in Milwaukee at the time, on April 9, 1965. On August 14 of that same year, the Minnesota Vikings defeated the Pittsburgh Steelers in the first football game ever played at the stadium. Some local people deemed the Stadium "The Miracle on Capital Avenue."

The Braves eventually moved to Atlanta in 1966 and shared the stadium with the Falcons, who opened their tenure at Fulton-County that fall following their acceptance into the NFL. The stadium propelled the city into the big leagues with a professional basketball team (Hawks) and hockey team (Flames, since departed) arriving following the success of the Atlanta community in its support of professional sports.



*The Georgia Dome, built in 1992, was the site of its second Super Bowl (XXXIV) on January 30, 2000.*

*Atlanta's Fulton County Stadium was the Falcons' home from 1966-91. Atlanta defeated Seattle 26-13 in the final football game at the stadium on Dec. 15, 1991.*



## ATLANTA FALCONS UNIFORM HISTORY

### 1966-67

Black Jersey's with white numbers and red trim at home with a white Falcon crest on the sleeves. The away jersey was white with black numbers trimmed in red and a black Falcon crest on the sleeves. The Falcons had white pants with a red strip bordered by two black stripes for both home and away games. The helmet was red with a black Falcon crest logo trimmed in white, and there was a black strip trimmed in white down the middle of the helmet.



### 1968-70

In 1968, the Falcons removed the Falcon crest logo from the sleeves and replaced it with red and white stripes. Also, a red-black-red stripe combination was added to the sleeves.



### 1971-1989

In 1971, the Falcons switched to red jerseys for the first time and wore them all the way up to the 1989 season. The only other significant change to this uniform was the addition of silver-gray pants in 1978. Also in 1984, the Falcons switched to a black face mask. The home jersey was red with white numbers and black trim with white-black-white sleeve stripes. The away jersey was white with red numbers and black trim with red and black stripes on the sleeves. In 1979 the Falcon crest logo was added to the sleeves.



### 1990-present

In 1990, the Falcons once again wore black jerseys as they did in their inaugural years. The 1990 season marked Atlanta's 25<sup>th</sup> anniversary season in the NFL, and the team wore a commemorative patch on their left shoulder. In addition, the Falcons switched to a black helmet with a black face mask and a white Falcon crest logo. The home jersey is black with white numbers trimmed in red with a white Falcon crest logo on the sleeves. The away jersey is white with black numbers trimmed in red with a black falcon crest logo trimmed in red on the sleeves. The pants are silver metallic with a red stripe down the middle trimmed in white with black trim.

# All-Time Roster

## - A -

Absher, Dick (LB), Maryland .....	1967-68
Acks, Ron (LB), Illinois .....	1968-71
Adams, Bob (TE), Pacific .....	1976
Adams, Brent (T), UT at C.nooga .....	1975-78
Adams, Scott (G/T), Georgia .....	1997
Agee, Mel (DL), Illinois .....	1992-95
Alex, Keith (G), Texas A&M .....	1993
Alexander, Harold (P), Appalachian St. ....	1993-94
Allen, Anthony (WR), Washington .....	1985-86
Allen, Demetrius (WR), Virginia .....	1996
Allen, Grady (LB), Texas A&M .....	1969-72
Akers, Jeremy (T), Notre Dame .....	1997
Andersen, Morten (K), Michigan St. ....	1995-99
Anderson, Anthony (RB), Temple .....	1980
Anderson, Darren (CB), Toledo .....	1998
Anderson, Dunstan (DL), Tulsa .....	1994
Anderson, Jamal (RB), Utah .....	1994-99
Anderson, Taz (TE), Georgia Tech .....	1966-67
Andrews, William (RB), Auburn .....	1979-83, 86
Archambeau, Lester (DE), Stanford .....	1993-99
Archer, Dave (QB), Iowa St. ....	1984-87
Auer, Joe (RB), Georgia Tech .....	1968
Austin, Cliff (RB), Clemson .....	1984-86

## - B -

Badanjek, Rick (RB), Maryland .....	1987-88
Bailey, Jim (DT), Kansas .....	1976-78
Bailey, Larry (DT), Pacific .....	1974
Bailey, Stacey (WR), San Jose St. ....	1982-90
Baker, Eugene (WR), Kent .....	1999
Baker, Tony (RB), East Carolina .....	1986
Baldwin, Robert (RB), Duke .....	1996
Barnes, Gary (WR), Clemson .....	1966-67
Barnes, Lew (WR, KR), Oregon .....	1988
Barnett, Doug (C) Azusa Pacific .....	1987
Barnett, Oliver (DT), Kentucky .....	1990-92
Bartkowski, Steve (QB), California .....	1975-85
Bates, Patrick (S), Texas A&M .....	1996
Bayne, Chris (S), Fresno State .....	1997-98
Bean, Bubba (RB), Texas A&M .....	1976-80
Bebout, Nick (T), Wyoming .....	1973-75
Beckman, Brad (TE), Nebraska-Omaha .....	1989
Bell, Bill (PK), Kansas .....	1971-72
Bell, Kerwin (QB), Florida .....	1988
Belton, Willie (RB), Maryland St. ....	1971-72
Benish, Dan (DT), Clemson .....	1983-86
Bennett, Cornelius (LB), Alabama .....	1996-98
Benson, Cliff (TE), Purdue .....	1984-85
Benson, Duane (LB), Hamline .....	1972-73
Benson, Thomas (LB), Oklahoma .....	1984-85
Bentley, Scott (K), Florida State .....	1997
Berry, Bob (QB), Oregon .....	1968-72
Bingham, Guy (C/G), Montana .....	1989-91
Birden, J.J. (WR), Oregon .....	1995-96
Bishop, Greg (G), Pacific .....	1999
Bleick, Tom (S), Georgia Tech .....	1967
Bolder, Juran (CB), Mississippi Delta ...	1996-98
Booker, Michael (CB), Nebraska .....	1997-99
Bosley, Bruce (G), W Virginia .....	1969
Bowick, Tony (NT), UT/Chattanooga .....	1989
Bowling, Andy (LB), Virginia Tech .....	1967
Boyd, Sean (S), North Carolina .....	1996
Bradford, Ronnie (CB), Colorado .....	1997-99
Bramlett, John (LB), Memphis St. ....	1971
Brandon, David (LB), Memphis State ...	1996-97

Breitenstein, Bob (G/T), Tulsa .....	1969-70
Brett, Walt (G), Montana .....	1976
Brezina, Greg (LB), Houston .....	1968-69, 71-79
Britt, James (DB), LSU .....	1983-87
Brooking, Keith (LB), Georgia Tech .....	1998-99
Brooks, Ethan (DT/OL) .....	1996
Brooks, Jonathan (LB), Clemson .....	1980
Broussard, Steve (RB), Washington St. ....	1990-93
Brown, Aaron (LB), Ohio State .....	1986-87
Brown, Charlie (WR), SC State .....	1985-87
Brown, Clay (TE), Brigham Young .....	1982
Brown, Greg (DE), Kansas State .....	1987-88
Brown, Omar (S), North Carolina .....	1998-99
Brown, Ray (S), W Texas State .....	1971-78
Brown, Reggie (RB), Oregon .....	1982
Brown, Shannon (DT) .....	1996
Brown, Tyrone (WR), Toledo .....	1995-96
Bruce, Aundray (LB), Auburn .....	1988-91
Brunson, Mike (WR/RB), Arizona St. ....	1970
Bryan, Rick (DT), Oklahoma .....	1984-92
Bryant, Charles (RB), Allen .....	1969
Bryant, Warren (T), Kentucky .....	1978-83
Buchanan, Ray (CB), Louisville .....	1997-99
Burke, Vern (WR), Oregon St. ....	1966
Burley, Gary (DT), Pittsburgh .....	1984
Burrough, John (DT), Wyoming .....	1995-98
Burrow, Ken (WR), San Diego St. ....	1971-75
Burson, Jimmy (CB/S), Auburn .....	1968
Bush, Devin (S), Florida State .....	1995-98
Butler, Bobby (CB), FSU .....	1981-92
Butler, Jim (RB), Edward Waters .....	1968-71
Byas, Rick (DB), Wayne St. ....	1974-80

## - C -

Cabral, Brian (LB), Colorado .....	1979
Cahill, Dave (DT), Northern Arizona .....	1969
Cain, Lynn (RB), USC .....	1979-84
Calland, Lee (CB), Louisville .....	1966-68
Calloway, Chris (WR), Michigan .....	1999
Camp, Reggie (DE), California .....	1988
Campbell, Scott (QB), Purdue .....	1986-90
Campbell, Sonny (RB), North Arizona ...	1970-71
Carler, Marly (S), Midd. Tenn. St. ....	1999
Carty, Johndale (S), Utah State .....	1999
Case, Scott (DB), Oklahoma .....	1984-94
Cash, Rick (DE), NE Missouri .....	1968
Casillas, Tony (DT), Oklahoma .....	1986-90
Cason, Wendell (DB), Oregon .....	1985-87
Cavness, Grady (CB), Texas-El Paso .....	1970
Cawley, Mike (QB), James Madison .....	1996
Cerne, Joe (C), Northwestern .....	1968
Chaffey, Pat (RB), Oregon St. ....	1991
Chandler, Chris (QB), Washington .....	1997-99
Chapman, Mike (G), Texas .....	1984
Childs, Henry (TE), Kansas St. ....	1974
Chesson, Wes (WR), Duke .....	1971-73
Christian, Bob (FB), Northwestern .....	1997-99
Claridge, Dennis (QB), Nebraska .....	1966
Clark, Bret (S), Nebraska .....	1986-88
Clark, Vinnie (CB), Ohio St. ....	1993-94
Clayton, Stan (T/G), Penn State .....	1988-89
Coffey, Junior (RB), Washington .....	1966-67, 69
Cogdill, Gail (WR), Washington St. ....	1969-70
Coia, Angelo (WR), USC .....	1966
Coleman, Lincoln (RB), Baylor .....	1996
Collins, Calvin (C/G), Texas A&M .....	1997-99

## ALL-TIME ROSTER

Collins, Shawn (WR), N Arizona ..... 1989-91  
 Collins, Sonny (RB), Kentucky ..... 1976  
 Condren, Glen (DT), Oklahoma ..... 1969-72  
 Conner, Darion (LB), Jackson State ..... 1990-93  
 Cook, Ed (G), Notre Dame ..... 1966-67  
 Cooper, Evan (DB), Michigan ..... 1988-89  
 Cope, Jim (LB), Ohio ..... 1976  
 Cordill, Olie (WR), Memphis St ..... 1968  
 Correal, Chuck (C), Penn St. .... 1979-80  
 Costello, Joe (LB), Central Connecticut 1986-88  
 Cotrell, Ted (LB), Delaware Valley ..... 1969-70  
 Cotton, Marcus (LB), USC ..... 1988-89  
 Cox, Arthur (TE), Tex Southern ..... 1983-87  
 Crockett, Henri (LB), Florida State ..... 1997-99  
 Croudip, David (DB), San Diego State .. 1985-88  
 Crowe, Larry (DB), Tex Southern ..... 1975  
 Curran, Willie (WR), UCLA ..... 1982-84  
 Curry, Buddy (LB), North Carolina ..... 1980-87

### - D -

Dabney, Carlton (DT), Morgan St. .... 1968  
 Daluiso, Brad (K), UCLA ..... 1991  
 Davis, Antone (T), Tennessee ..... 1996-7  
 Davis, Brad (RB), LSU ..... 1975  
 Davis, Nathan (DT), Indiana ..... 1997  
 Davis, Greg (K), Citadel ..... 1987-90  
 Davis, Mitch (LB), Georgia ..... 1994  
 Davis, Paul (LB), North Carolina ..... 1981-82  
 Davis, Ron (DB), Tennessee ..... 1995  
 Davis, Scott (G), Iowa ..... 1997  
 Daykin, Tony (LB), Georgia Tech ..... 1979-81  
 DeBerg, Steve (QB), San Jose St. .... 1998  
 Denton, Tim (CB), Sam Houston St. .... 1996-97  
 Dickerson, Eric (RB), SMU ..... 1993  
 Dilts, Steve (QB), Stanford ..... 1988  
 Dimry, Charles (DB), UNLV ..... 1988-90  
 Dinkins, Howard (LB), Florida St. .... 1992-93  
 Dixon, Corey (WR), Nebraska ..... 1994  
 Dixon, Floyd (WR), Stephen F. Austin .. 1986-91  
 Dixon, Rich (LB), California ..... 1983  
 Dodd, Al (WR), NW Louisiana St. .... 1973-74  
 Doleman, Chris (DE), Pittsburgh ..... 1994-95  
 Donaldson, Jeff (S), Colorado ..... 1991-93  
 Donnelly, Rick (P), Wyoming ..... 1985-88  
 Donohoe, Mike (TE), U-of-SF ..... 1968, 1970-71  
 Downs, Gary (RB), N.C. State ..... 1997-99  
 Dronett, Shane (DT), Texas ..... 1996-99  
 Dufour, Dan (C/G), UCLA ..... 1983-84  
 Duich, Steve (G), San Diego St. .... 1968  
 Dukes, Jamie (G), Florida State ..... 1986-93  
 Dunaway, Dave (WR), Duke ..... 1968  
 Dunn, Perry Lee (RB), Mississippi ..... 1966-68  
 Dwight, Tim (WR), Iowa ..... 1998-99

### - E -

East, Ron (DT), Montana St. .... 1976  
 Easterling, Ray (S), Richmond ..... 1972-79  
 Eatman, Irv. (T), UCLA ..... 1994  
 Eaton, Tracey (S), Portland St. .... 1991-93  
 Eber, Rick (WR), Tulsa ..... 1968  
 Edwards, Antonio (DE), Valdosta St. .... 1998  
 Edwards, Brad (S), South Carolina ..... 1994-96  
 Eley, Monroe (RB), Arizona St. .... 1975-78  
 Ellis, Clarence (CB), Notre Dame ..... 1972-74  
 Emanuel, Bert (WR), Rice ..... 1994-97  
 Emery, Larry (RB), Wisconsin ..... 1987

Enderle, Dick (G), Minnesota ..... 1969-71  
 Epps, Tory (NT), Memphis State ..... 1990-92  
 Esposito, Mike (RB), Boston College .... 1976-79  
 Etter, Bob (K), Georgia ..... 1968-69  
 Everett, Major (RB), Mississippi College .... 1987

### - F -

Farmer, Karl (WR), Pittsburgh ..... 1976-77  
 Faumuina, Wilson (DT), San Jose St. ... 1977-81  
 Favre, Brett (QB), So Miss ..... 1991  
 Ferguson, Jim (C), USC ..... 1969  
 Fields, Edgar (DT), Texas A&M ..... 1977-80  
 Fields, Scott (LB), Southern California ..... 1996  
 Fishback, Joe (S), Carson-Newman ..... 1991-92  
 Fitzgerald, Mike (CB/S), Iowa State ..... 1967  
 Flatley, Paul (WR), Northwestern ..... 1968-69  
 Flowers, Kenny (RB), Clemson ..... 1987, 1989  
 Ford, Darryl (LB), New Mexico St. .... 1994  
 Fortin, Roman (C), San Diego State ...., 1992-97  
 Fortner, Larry (WB), Miami-Ohio ..... 1980  
 Fountaine, Jamal (LB), Washington ..... 1997  
 Fralic, Bill (G/T), Pittsburgh ..... 1985-92  
 Francis, Wallace (WR),  
     Arkansas AM&N ..... 1975-81  
 Franklin, George (RB), Texas A&I ..... 1978  
 Freeman, Mike (CB/S), Fresno St. .... 1968-70  
 Fritsch, Ted (C), St. Norbert ..... 1972-75  
 Frye, David (LB), Purdue ..... 1983-85  
 Fulhage, Scott (P), Kansas St. .... 1989-91  
 Fuller, Randy (CB), Tennessee St. .... 1998

### - G -

Gagliano, Bob (QB), Utah St. .... 1993  
 Gaison, Blane (S), Hawaii ..... 1981-84  
 Gallagher, Frank (G), N Carolina ..... 1973  
 Gann, Mike (DE), Notre Dame ..... 1985-93  
 Gardner, Derrick (CB), California ..... 1999  
 Gardner, Moe (NT), Illinois ..... 1991-96  
 Geathers, James (DT), Wichita St. .... 1993-95  
 George, Jeff, (QB), Illinois ..... 1994-96  
 George, Ron (LB), Stanford ..... 1993-96  
 Gia Garcia, Jim (DE), Purdue ..... 1968  
 George, Steve (DT), Houston ..... 1976  
 Geredine, Thomas (WR),  
     NE Missouri St. .... 1973-74  
 German, Jammi (WR), Miami ..... 1998-99  
 Germany, Willie (S), Morgan St. .... 1972  
 Giacomarro, Ralph (P), Penn State ..... 1983-85  
 Gilbert, Lewis (TE), Florida ..... 1978-79  
 Gilliam, John (WR), South Carolina St. .... 1976  
 Gipson, Paul (RB), Houston ..... 1969-70  
 Glass, Glenn (WR), Tennessee ..... 1966  
 Glazebrook, Bob (DB), Fresno St. .... 1978-83  
 Goff, Willard (DT), W Texas St. .... 1985  
 Goldberg, Bill (NT), Georgia ..... 1992-94  
 Goodwin, Doug (RB), Maryland St. .... 1968  
 Gordon, Dwayne (LB), New Hampshire 1993-94  
 Gordon, Tim (S), Tulsa ..... 1987-90  
 Gotshalk, Len (T), Humboldt St. .... 1972-76  
 Graziani, Tony (QB), Oregon ..... 1997-99  
 Green, Harold (RB), South Carolina) .... 1997-98  
 Green, Lamont (LB), Florida State ..... 1999  
 Green, Tim (LB), Syracuse ..... 1986-93  
 Greene, Tiger (DB), Western Carolina ..... 1985  
 Grimm, Dan (G/C), Colorado ..... 1966-68

## ALL-TIME ROSTER

### - H -

Haji-Sheikh, Ali (K), Michigan .....	1986
Hall, Travis (DT), BYU .....	1995-99
Hallen, Bob (G), Kent State .....	1998-99
Halverson, Dena (LB), Washington .....	1970
Hamilton, Ruffin (LB) .....	1997-99
Hampton, Dave (RB), Wyoming .....	1972-75
Hansen, Don (LB), Illinois .....	1969-75
Hanspard, Byron (RB), Texas Tech .....	1997-99
Harmon, Tom (G), Gus. Adolphus .....	1967
Harper, John (LB), So Illinois .....	1983
Harper, Roger (S), Ohio St. ....	1993-95
Harris, Bill (RB), Colorado .....	1968
Harris, Leonard (WR), Texas Tech .....	1994
Harris, Ronnie (WR), Oregon .....	1998-99
Harris, Roy (DT), Florida .....	1984-85
Harrison, Dennis (DE), Vanderbilt .....	1986-87
Hart, Leo (QB), Duke .....	1971
Hawkins, Alex (WR), South Carolina .....	1966-67
Haworth, Steve (DB), Oklahoma .....	1983-84
Havig, Dennis (G), Colorado .....	1972-75
Hayes, Mercury, (WR), Michigan .....	1997
Hayes, Tom (CB), San Diego St. ....	1971-75
Haynes, Michael (WR), N Arizona ..	1988-93, '97
Hebert, Bobby (QB), NW Louisiana .....	1993-96
Heck, Ralph (LB), Colorado .....	1966-68
Heller, Ron (TE), Oregon St. ....	1989
Herman, Chuck (G), Arkansas .....	1980
Herron, Mack (RB), Kansas St. ....	1975
Hester, Jessie (WR), FSU .....	1988
Hettema, Dave (T), New Mexico .....	1970
Heyward, Craig (RB), Pittsburgh .....	1994-96
Higdon, Alex (TE), Ohio State .....	1988
Hill, Drew (WR), Georgia Tech .....	1992-93
Hilton, Roy (DE), Jackson St. ....	1975
Hinson, Billy (G), Florida .....	1986
Hinton, Chris (T), Northwestern .....	1990-93
Hodge, Floyd (WR), Utah .....	1982-84
Holly, Bob (QB), Princeton .....	1984-85
Holmes, Rudy (DE), Drake .....	1974
Holt, Pierce (DL), Angelo St. ....	1993-95
Hoover, Houston (T), Jackson State .....	1988-92
Houston, Harrison (WR), Florida .....	1994
Howard, Ed (WR), Rice .....	1995
Howe, Glen (T), So Mississippi .....	1985-86
Howell, Pat (G), USC .....	1979-83
Hudlow, Floyd (CB/S), Arizona .....	1967-68
Huff, Ben (DT), Michigan .....	1999
Hughes, Bob (DE), Jackson St. ....	1967-69
Humphrey, Claude (DE), Tennessee State .....	1968-74, 76-78
Hunter, John (T), BYU .....	1989-91
Hunter, Scott (QB), Alabama .....	1976-78
Huntley, Richard (RB), Winston-Salem .....	1996
Hutchinson, Tom (WR), Kentucky .....	1966

### - J -

Jack, Eric (CB), New Mexico .....	1994-95
Jackson, Alfred (WR), Texas .....	1978-84
Jackson, Ernie (CB), Duke .....	1978
Jackson, Jeff (LB), Auburn .....	1984-85
Jackson, Larron (G), Missouri .....	1975-76
Jackson Robert (LB), Texas A&M .....	1982
Jackson, Tyoka (DL), Penn State .....	1994
James, John (P), Florida .....	1972-81
Jarvis, Ray (WR), Norfolk St. ....	1971-72

Jasper, Ed (DT), Texas A&M .....	1999
Jenke, Noel (LB), Minnesota .....	1972
Jenkins, Alfred (WR), Morris Brown .....	1975-83
Jobko, Bill (LB), Ohio St. ....	1966
Johnson, Billy (WR), Widener .....	1982-87
Johnson, D.J. (CB), Kentucky .....	1994-96
Johnson, Kenny (DB), Mississippi St. ...	1980-86
Johnson, Norm (K) UCLA .....	1991-94
Johnson, Randy (QB), Texas A&I .....	1966-70
Johnson, Rudy (RB), Nebraska .....	1966
Johnson, Tracy (RB), Clemson .....	1990-91
Johnson, Undra (RB), W Virginia .....	1989
Jones, Bob (WR), San Diego St. ....	1969
Jones, Bob (DB), Virginia Union .....	1975-76
Jones, Earl (DB), Norfolk St. ....	1980-83
Jones, Jerry (DT), Bowling Green .....	1966
Jones, Joey (WR), Alabama .....	1986
Jones, June (QB), Portland St. ....	1977-79
Jones, Keith (RB), Illinois .....	1989-92
Jones, Tony (WR), Texas .....	1992
Jordan, Brian (S), Richmond .....	1989-91

### - K -

Kanell, Danny (QB), Florida State .....	1999
Kay, Rick (LB), Colorado .....	1977
Kelly, Jeff (LB), Kansas State .....	1999
Kelly, Reggie (TE), Miss. State .....	1999
Kelly, Todd (DE), Tennessee .....	1996
Kendrick, Vince (RB), Florida .....	1974-75
Kenn, Mike (T), Michigan .....	1978-94
Kennedy, Lincoln (G/T), Washington ....	1993-95
Kerney, Patrick (DE), Virginia .....	1999
Kiewel, Jeff (G), Arizona .....	1985-87
Kinchen, Todd (WR), Louisiana State ...	1997-98
Kindle, Gregg (G), Tennessee St. ....	1976
Kirouac, Lou (G/K), Boston College .....	1966-67
Klein, Perry (QB), C.W. Post .....	1994-95
Knight, Leander (CB), Montclair St. ....	1988
Koepfer, Rich (T), Oregon State .....	1966
Kornlo, Jeff (QB), Delaware .....	1982
Kozlowski, Brian (TE) .....	1997-99
Kramer, Erik (QB), N Carolina St. ....	1987
Kraynak, Rich (LB), Pittsburgh .....	1987
Krepfle, Keith (TE), Iowa St. ....	1982
Kuechenberg, Rudy (LB), Indiana .....	1971
Kunz, George (T), Notre Dame .....	1969-74
Kupp, Jake (G), Washington .....	1967
Kuykendall, Fulton (LB), UCLA .....	1975-84

### - L -

Lamb, Ron (RB), South Carolina .....	1972
Landrum, Mike (TE), So Miss .....	1984
Lang, Gene (RB), LSU .....	1988-90
Laughlin, Jim (LB), Ohio St. ....	1980-82, 87
Lavan, Al (S), Colorado St. U .....	1969-70
Lawrence, Kent (WR), Georgia .....	1970
Lawrence, Rolland (DB), Tabor .....	1973-80
Le Bel, Harper (TE), Col St .....	1991-96
Ledbetter, Monte (WR), NW Louisiana .....	1969
Lee, Bob (WR), Minnesota .....	1969
Lee, Bob (QB), Pacific .....	1973-74
Lee, Danzell (TE), Lamar .....	1988
Lee, Dwight (RB), Michigan St. ....	1968
Lee, Ron (OL), Baylor .....	1983
Lemmerman, Bruce (QB), San Fern. Val. ....	1968-69
Lester, Fred (FB), Alabama A&M .....	1997

## ALL-TIME ROSTER

Lens, Greg (DT), Trinity Texas .....	1970-71	Millen, Hugh (QB), Washington .....	1988-90
Levenick, Dave (LB), Wisconsin .....	1983-84	Miller, Brett (T), Iowa .....	1983-88
Lewis, Mike (DT), Arkansas AM&N .....	1971-79	Miller, Chris (QB), Oregon .....	1987-92
Linden, Errol (T), Houston .....	1966-68	Miller, Jim (QB), Michigan State .....	1997
Logan, Ernie (DE), East Carolina .....	1993	Miller, Jim (G) Iowa .....	1971-72,74
Loneker, Keith (G), Kansas .....	1996	Miller, Junior (TE), Nebraska .....	1980-83
Long, Bob (WR), Wichita State .....	1968	Miller, Nate (OL), Louisiana State .....	1995-97
Lothridge, Billy (P/S), Georgia Tech .....	1966-71	Milling, James (WR), Maryland .....	1991-92
Loveall, Calvin (CB), Idaho .....	1988	Mims, David (WR), Baylor .....	1993-94
Luckhurst, Mick (K), California .....	1981-87	Mitchell, Barry (DE), Idaho .....	1997
Lyles, Robert (LB), TCU .....	1990-91	Mitchell, Brian (CB), BYU .....	1991-92
Lyons, Mitch (TE), Michigan State .....	1993-96	Mitchell, Ken (LB), UNLV .....	1973-74

### - M -

Mabra, Ron (DB), Howard .....	1975-76	Mitchell, Leonard (T), Houston .....	1987
Mack, Red (WR), Notre Dame .....	1966	Mitchell, Roland (CB), Texas Tech .....	1990
Malancon, Rydell (LB), Louisiana State .....	1984	Monroe, Rod (TE), Cincinnati .....	1998-99
Mallory, John (S), West Virginia .....	1967	Montgomery, Alton (S), Houston .....	1993-95
Malone, Art (RB), Arizona State .....	1970-74	Montgomery, Marv (T), USC .....	1978
Mankins, Jim (RB), Florida State .....	1967	Moore, Robert (S), Northwestern St. ....	1986-89
Manning, Rosie (T), NE Oklahoma .....	1972-75	Moore, Tom (RB), Vanderbilt .....	1967
Marchewski, Frank (C), Minnesota .....	1966-68	Moriarty, Tom (S), Bowling Green .....	1977-79,81
Marshall, Randy (DE), Linfield .....	1970-71	Moroski, Mike (QB), Cal-Davis .....	1979-84
Marshall, Rich (DT), Stephen F Austin .....	1966	Morris, Larry (LB), Georgia Tech .....	1966
Marshall, Whit (LB), Georgia .....	1999	Mraz, Mark (DE), Utah State .....	1987
Martin, Billy (TE), Georgia Tech .....	1966-67	Musser, Neal (LB), NC State .....	1981-83
Martin, Charles (NT), Livingston .....	1988		
Martin, Tony (WR), Mesa .....	1998		
Marx, Greg (DT), Notre Dame .....	1973		
Mathis, Terance (WR), New Mexico .....	1994-99		
Matlock, John (C), Miami .....	1970-71		
Mathews, Al (TE), Vanderbilt .....	1983-85		
Matthews, Aubrey (WR), Delta State .....	1986-88		
Matthews, Clay (LB), Southern Cal .....	1994-96		
Matthews, Henry (RB), Michigan St .....	1973		
Mauer, Andy (G), Oregon .....	1970-73		
Maxie, Brett (S), Texas Southern .....	1994		
Mayberry, James (RB), Colorado .....	1979-81		
Mazzetti, Tim (K), Pennsylvania .....	1978-80		
McBurrows, Gerald (S), Kansas .....	1999		
McCarthy, Brendan (RB), Boston Col .....	1968		
McCartney, Ron (LB), Tennessee .....	1977-79		
McCauley, Tom (S/WR), Wisconsin .....	1969-71		
McClain, Dewey (LB), E Central Univ ...	1976-80		
McClure, Todd (C), LSU .....	1999		
McCrary, Greg (TE), Clark .....	1975-77		
McDaniels, Pellom (DE), Oregon State .....	1999		
McDermott, Gary (RB), Tulsa .....	1969		
McDonald, Tommy (WR), Oklahoma .....	1967		
McFadden, Paul (K), Youngstown State .....	1989		
McGee, Molly (RB), Rhode Island .....	1974		
McGill, Lenny (CB), Arizona State .....	1996-97		
McInnis, Hugh (TE), So Mississippi .....	1966		
McIntyre, Secedrick (RB), Auburn .....	1977		
McKinnely, Phil (T), UCLA .....	1976-80		
McKyer, Tim (CB), Tex-Arlington ...	1991-92, '96		
McMillon, Steve (CB) Wyoming .....	1989		
McQuilken, Kim (QB), Lehigh .....	1974-77		
Merrow, Jeff (DE), W Virginia .....	1975-83		
Metcalf, Eric (WR/RB), Texas .....	1995-96		
Meyers, Eddie (RB), Navy .....	1982		
Mialik, Larry (TE), Wisconsin .....	1972-74		
Miano, Rich (S), Hawaii .....	1995		
Middleton, Ron (TE), Auburn .....	1986-87		
Mike-Mayer, Nick (K), Temple .....	1973-77		
Mikeska, Russ (TE), Texas A&M .....	1979-83		

### - N -

Nagle, Browning (QB), Louisville .....	1995-96
Neal, Louis (WR), Prairie View .....	1973-74
Nobis, Tommy (LB), Texas .....	1966-76
Nofsinger, Terry (QB), Utah .....	1967
Norton, Jim (DT/DE), Washington .....	1967-68

### - O -

Odomes, Nate (CB), Wisconsin .....	1996
Ogden, Ray (TE), Alabama .....	1967-68
Oliver, Winslow (RB), New Mexico .....	1999
Ortega, Ralph (LB), Florida .....	1975-78
Oswald, Paul (G), Kansas .....	1988
Owens, Dan (DT), Southern California ..	1996-97
Oxendine, Ken (RB), Virginia Tech .....	1998-99

### - P -

Pahukoa, Jeff (G/T), Washington .....	1995-96
Palmer, Dick (LB), Kentucky .....	1974
Paterra, Greg (RB), Slippery Rock .....	1989
Patton, Ricky (RB), Jackson St. ....	1978
Paulk, Jeff (FB), Arizona St. ....	1999
Pearson, Dennis (WR), San Diego St. ..	1978-79
Pellegrini, Joe (C), Harvard .....	1984-86
Pegram, Erric (RB), N Tex St. ....	1991-94
Pennywell, Robert (LB), Grambling .....	1977-80
Perko, Mike (DT), Utah St. ....	1982
Phillips, Anthony (CB), Texas A&M .....	1994-96
Phillips, Jason (WR) Houston .....	1991-93
Phillips, Ray (LB), North Carolina St. ....	1986
Pickens, Bruce (CB), Nebraska .....	1992
Pilgrim, Evan (G/C), BYU .....	1999
Pillers, Lawrence (DT), Alcorn State .....	1985
Pitts, Mike (DE), Alabama .....	1983-86
Pleasant, Anthony (DE), Tennessee St. ....	1997
Pleasant, Reggie (DB), Clemson .....	1985
Plummer, Tony (S), Pacific .....	1971-73
Poage, Ray (TE), Texas .....	1971
Portilla, Jose (T), Arizona .....	1998-99
Preston, Roell (WR), Mississippi .....	1995-96

## ALL-TIME ROSTER

Pridmore, Tom (S), West Virginia ..... 1978-85  
 Primus, James (RB), UCLA ..... 1988-89  
 Pringle, Mike (RB), Cal State-Fullerton ..... 1990  
 Pritchard, Mike (WR), Colorado ..... 1992-93  
 Pritchett, Billy Ray (RB), W. Texas St ... 1976-77  
 Pritchett, Wes (LB), Notre Dame ..... 1991  
 Profit, Joe (RB), NE Louisiana ..... 1971-73  
 Provence, Andrew (DT), S Carolina ..... 1983-87

### - R -

Rade, John (LB), Boise St. .... 1983-92  
 Radloff, Wayne (C), Georgia ..... 1986-89  
 Rassas, Nick (S), Notre Dame ..... 1966-68  
 Ray, Eddie (RB), LSU ..... 1972-74  
 Ray, Terry (S), Oklahoma ..... 1992  
 Reaves, Ken (CB), Norfolk St ..... 1966-73  
 Rector, Ron (RB), Northwestern ..... 1966-67  
 Redding, Reggie (T), Cal St. Ful ..... 1991  
 Redmond, Rudy (CB), Pacific ..... 1969-71  
 Reed, Frank (DB), Washington ..... 1976-80  
 Reed, Oscar (RB), Colorado State U ..... 1975  
 Reid, Michael (LB), Wisconsin ..... 1987-92  
 Reese, Guy (DT), SMU ..... 1966  
 Renfroe, Gilbert (QB), Tenn St. .... 1990  
 Richards, Bobby (DE), LSU ..... 1966-67  
 Richards, Dave (G), UCLA ..... 1994-96  
 Richardson, Al (LB), Georgia Tech ..... 1980-85  
 Richardson, Jerry (CB/S), W Texas St ... 1966-67  
 Richardson, Wally (QB), Penn St. .... 1999  
 Riddick, Louis (S), Pittsburgh ..... 1992, '96  
 Riddlehuber, Preston (RB), Georgia ..... 1966  
 Riggle, Bob (S), Penn State ..... 1966-67  
 Riggs, Gerald (RB), Arizona St. .... 1982-88  
 Rison, Andre (WR), Mich St. .... 1990-94  
 Richer, Jim (G), North Carolina St. .... 1994-95  
 Roberts, Gary (G), Purdue ..... 1970  
 Roberts, George (P), Virginia Tech ..... 1982  
 Roberts, Guy (LB), Maryland ..... 1976  
 Robinson, Bo (RB), W Texas St. .... 1981-83  
 Robinson, Eugene (S), Colgate ..... 1998-99  
 Robison, Tommy (G), Texas A&M ..... 1989  
 Rogers, Doug (DE), Stanford ..... 1982  
 Rogers, Joe (WR), Texas Southern ..... 1994  
 Roques, Burnell (WR), Claremont ..... 1996  
 Ross, Kevin (CB), Temple ..... 1994-95  
 Rozier, Mike (RB), Nebraska ..... 1990-91  
 Rubke, Karl (DT), USC ..... 1966-67  
 Ruether, Mike (C), Texas ..... 1990-93  
 Rushing, Marion (LB), So Illinois ..... 1966-68  
 Russ, Carl (LB), Michigan ..... 1975  
 Ryckman, Billy (WR), Louisiana Tech ... 1977-79  
 Ryczek, Paul (C), Virginia ..... 1974-79

### - S -

Sabatino, Bill (DT), Colorado ..... 1969  
 Sadowski, Troy (TE), Georgia ..... 1990  
 Salaam, Ephraim (T), San Diego St. .... 1998-99  
 Sandeman, Bill (T), Pacific ..... 1967-73  
 Sanders, Bob (LB), N Texas St. .... 1967  
 Sanders, Deion (CB), Florida St. .... 1989-93  
 Sanders, Eric (T), Nevada-Reno ..... 1981-86  
 Sanders, Ricky (WR), SW Texas St. .... 1994-95  
 Santiago, O.J. (TE), Kent State ..... 1997-99  
 Sauer, Craig (LB), Minnesota ..... 1996-99  
 Saxton, Brian (TE), Boston College ..... 1997  
 Scales, Charlie (RB), Indiana ..... 1966

Schmidt, Roy (G/T), Long Beach St. .... 1969  
 Schonert, Turk (QB), Stanford ..... 1986  
 Schreiber, Adam (C/G), Texas ..... 1997-99  
 Scott, Dave (T), Kansas ..... 1976-82  
 Scott, Freddie (WR), Penn State ..... 1996  
 Scully, John (C), Notre Dame ..... 1981-80  
 Seay, Virgil (WR), Troy St. .... 1984  
 Settle, John (RB), Appalachian ..... 1987-90  
 Sharp, Dan (TE), Texas Christian ..... 1987  
 Shay, Jerry (DT), Purdue ..... 1968-69  
 Shears, Larry (CB), Lincoln, Mo ..... 1971  
 Shelley, Elbert (S), Arkansas State ..... 1987-96  
 Sherlag, Bob (WR), Memphis St. .... 1966  
 Shiner, Dick (QB), Maryland ..... 1971-73  
 Sidle, Jimmy (TE/RB), Auburn ..... 1966  
 Sieminski, Chuck (DT), Penn State ..... 1966-67  
 Silvestri, Carl (CB-S), Wisconsin ..... 1966  
 Simeta, Mike (DT), Kansas St. .... 1983  
 Simmons, Jerry (WR),  
     Bethune-Cookman ..... 1967-69  
 Simon, Jim (G/T), Miami ..... 1966-68  
 Sims, Joe (T), Nebraska ..... 1991  
 Sloan, Steve (QB), Alabama ..... 1966-67  
 Small, Gerald (CB), San Jose St. .... 1984  
 Small, John (DT), Citadel ..... 1970-72  
 Smigelsky, Dave (P), Virginia Tech ..... 1982  
 Smith, Chuck (DE), Tennessee ..... 1992-99  
 Smith, Don (DE), Miami ..... 1979-84  
 Smith, Ed (TE), no college ..... 1997-98  
 Smith, Mike (WR), Grambling ..... 1980  
 Smith, Ralph (TE), Mississippi ..... 1969  
 Smith, Reggie (WR), NC Central ..... 1980-81  
 Smith, Ron (CB/WR), Wisconsin ..... 1966-67  
 Smith, Royce (G), Georgia ..... 1974-76  
 Smith, Tony (RB), Southern Miss. .... 1992-94  
 Smith, Vinson (LB), E Carolina ..... 1988  
 Snider, Malcolm (G), Stanford ..... 1969-71  
 Snyder, Todd (WR), Ohio U ..... 1970-72  
 Sobocinski, Phil (C), Wisconsin ..... 1968  
 Solomon, Jesse (LB), Florida St. .... 1992  
 Spencer, Darryl (WR), Miami-Fla ..... 1994-95  
 Spiller, Phil (S), Cal State-LA ..... 1968  
 Spiva, Andy (LB), Tennessee ..... 1977  
 Spivey, Mike (CB), Colorado ..... 1982  
 Stamps, Sylvester (WR), Jackson St. ... 1984-88  
 Stanback, Haskel (RB), Tennessee ..... 1974-79  
 Stanciel, Jeff (RB), Miss Valley ..... 1969  
 Steinfort, Fred (PK), Boston College .... 1977-78  
 Stewart, Steve (LB), Minnesota ..... 1978  
 Still, Bryan (WR), Virginia Tech ..... 1999  
 Stinson, Lemuel (CB), Texas Tech ..... 1993  
 Strahan, Art (DT), Texas Southern ..... 1968  
 Strong, Ray (RB), Nevada/Las Vegas ... 1978-82  
 Stryzinski, Dan (P), Indiana ..... 1995-99  
 Styles, Lorenzo (LB), Ohio State ..... 1995-96  
 Suchy, Larry (CB), Mississippi College ..... 1968  
 Sullivan, Jim (DE), Lincoln, MO ..... 1970  
 Sullivan, Pat (QB), Auburn ..... 1972-75  
 Sutter, Eddie (LB), Northwestern ..... 1997  
 Swayda, Shawn (DE), Arizona State ..... 1998-99  
 Szczecko, Joe (DT), Auburn ..... 1966-68

### - T -

Talbert, Don (T), Texas ..... 1966-68  
 Talley, Ben (LB) ..... 1998  
 Talley, Darryl (LB), West Virginia ..... 1995

## ALL-TIME ROSTER

<p>Tate, Rodney (RB), Texas ..... 1984            Taylor, Johnnie (LB), Hawaii ..... 1984-86            Taylor, Malcom (DE), Tennessee St. .... 1989            Taylor, Terry (CB), Southern Illinois ..... 1995            Teague, Matthew (DE), Prairie View ..... 1981            Ten Napel, Garth (LB), Texas A&amp;M ..... 1978            Thaxton, Galand (LB), Wyoming ..... 1989            Thibodeaux, Keith (CB), N.W. Louisiana .... 1999            Thielemann, RC (G), Arkansas ..... 1977-84            Thomas, Ben (DE), Auburn ..... 1989            Thomas, Chuck (G), Oklahoma ..... 1985            Thomas, George (WR), Nevada-Las Vegas . 1989-92            Thomas, Sean (DB), TCU ..... 1985            Thompson, Woody (RB), Miami ..... 1975-77            Thornal, Kevin (WR), S. Methodist ..... 1997            Tilleman, Mike (DT), Montana ..... 1973-76            Tinker, Gerald (WR), Kent State ..... 1974-75            Tippins, Ken (LB), MTSU ..... 1990-95            Tobeck, Robbie (C), Washington St. .... 1993-99            Tolleason, Tommy (WR), Alabama ..... 1966            Tolliver, Billy Joe (QB), Texas Tech 1991-93, '96-97            Toloumu, David (RB), Hawaii ..... 1982            Traynham, Wade (K), Frederick ..... 1966-67            Tualo, Esera (DT), Oregon State ..... 1998            Tuggle, Jessie (LB), Valdosta State ..... 1987-99            Turner, Jimmy (CB), UCLA ..... 1986-87            Tutson, Tom (DB), SC State ..... 1983            Tuttle, Perry (WR), Clemson ..... 1984            Tyner, Scott (P), Oklahoma State ..... 1994            Tyrrell, Tim (RB), No. Illinois ..... 1984-86</p> <p style="text-align: center;">- V -</p> <p>Van Note, Jeff (C), Kentucky ..... 1969-86            Verdin, Clarence (KR), SW Louisiana ..... 1994            Vinson, Tony (RB), Towson State ..... 1995            Vinyard, Kenny (K), Texas Tech ..... 1970</p> <p style="text-align: center;">- W -</p> <p>Wages, Harmon (RB), Florida ..... 1968-71,73            Wagoner, Danny (DB), Kansas ..... 1985            Walker, Chuck (DT), Duke ..... 1972-75            Walker, Cleo (LB), Louisville ..... 1971            Walker, Darnell (CB), Oklahoma ..... 1993-96            Wallace, Anthony (RB), California ..... 1993            Warwick, Lonnie (LB), Tenn Tech ..... 1973-74            Washington, Charles (S), Cameron ..... 1992-94            Washington, Joe (RB), Oklahoma ..... 1985            Washington, Joe (RB), Illinois St. .... 1973            Washington, Ronnie (LB), NE Louisiana St. 1985</p>	<p>Waskiewicz, Jim (C), Wichita St ..... 1969            Weatherford, Jim (S), Tennessee ..... 1969            Weatherley, Jim (C), None ..... 1976            West, Ed (TE), Auburn ..... 1997            Wheelwright, Ernie (RB), So. Illinois ..... 1966-67            Whisenhunt, Ken (TE), Georgia Tech .... 1985-88            White, Lyman (LB), LSU ..... 1981-82            White, William (S), Ohio State ..... 1997-98            Whitfield, Bob (OT), Stanford ..... 1992-99            Whitlow, Bob (C), Arizona ..... 1966            Widell, Dave (G), Boston College ..... 1998            Wilkes, Reggie (LB), Georgia Tech ..... 1986-87            Wilkins, Gary (TE), Georgia Tech ..... 1988-91            Williams, Clay (T), Indiana ..... 1996            Williams, Elijah (CB), Florida ..... 1998-99            Williams, Gene (G/T), Iowa State ..... 1996-99            Williams, Joel (LB), Wis/LaCrosse 1979-82, 86-89            Williams, Keith (RB), SW Missouri ..... 1986            Williams, Richard (RB) Memphis St. .... 1983            Williams, Sam (DE), Michigan State ..... 1966-67            Williams, Thomas (DE), Wyoming ..... 1994            Willig, Matt (T/G), Southern California .... 1996-97            Willis, Mitch (DT), SMU ..... 1988            Wilson, Brenard (S), Vanderbilt ..... 1987            Wilson, Jim (C), Georgia ..... 1967            Wilson, Wade (QB), East Texas St. .... 1992            Wimberly, Marcus (S), Miami ..... 1997            Windauer, Bill (DT), Iowa ..... 1976            Winkler, Randy (G), Tarleton St. .... 1968            Woerner, Scott (S), Georgia ..... 1981            Wolski, Bill (RB), Notre Dame ..... 1966            Wood, Bo (DE), North Carolina ..... 1967            Woodberry, Dennis (CB), S. Arkansas ..... 1986            Wright, James (TE), Texas Christian ..... 1978-79            Wright, John (WR), Illinois ..... 1968            Wright, Nate (S), San Diego St. .... 1969</p> <p style="text-align: center;">- Y -</p> <p>Yarno, George (C/G), Wash St. .... 1988            Yeates, Jeff (DT), Boston College ..... 1976-84            Young, Ben (TE), UT-Arlington ..... 1983</p> <p style="text-align: center;">- Z -</p> <p>Zackery, Tony (DB), Washington ..... 1989            Zandofsky, Mike (G), Washington ..... 1994-96            Zele, Mike (DT), Kent ..... 1979-83            Zgonina, Jeff (DT), Purdue ..... 1996            Zook, John (DE), Kansas ..... 1969-75</p>
--	--



# Falcons Unrestricted Free Agency History

**2000**

**Players Acquired**

CB Ashley Ambrose (NO)  
WR Shawn Jefferson (NE)  
DE Brady Smith (NO)  
LB Marcus Buckley (NYG)  
G Anthony Redmon (CAR)

**Players Re-signed**

DT Shane Dronett  
LB Jessie Tuggle  
RB Winslow Oliver

**Players Departed**

DE Lester Archambeau (DEN)  
LB Craig Sauer (MIN)  
DE Chuck Smith (CAR)  
C Robbie Tobeck (SEA)

**1999**

**Players Acquired**

QB Danny Kanell (NYG)  
WR Chris Calloway (NYG)  
SS Marty Carter (Chi)  
DT Bob Kuberski (G.B.)  
G/T Greg Bishop (NYG)  
DE Emil Ekiyor (Indy)  
DT Ed Jasper (Phi)  
RB Eric Lane (NYG)  
S Gerald McBurrows (StL)  
DE Pellom McDaniels (K.C.)  
CB Keith Thibodeaux (Wash)

**Players Re-signed**

CB Ronnie Bradford  
C Adam Schreiber  
WR Ronnie Harris

**Players Departed**

DE John Burrough (Min)  
SS Devin Bush (StL)

**1998**

**Players Acquired**

T Corey Louchiey (Buffalo)  
S Eugene Robinson (G.B.)  
LB Ben Talley (NYG)  
WR Keith Crawford (StL)  
G Matt Elliott (Car)  
CB Randy Fuller (Pitt)  
QB Mark Rypien (StL)  
DT Esera Tuaolo (Jax)  
C Dave Widell (Jax)

**Players Re-signed**

K Morten Andersen  
P Dan Stryzinski  
QB Jim Miller  
G Scott Adams  
DT Shane Dronett  
RB Harold Green  
TE Brian Kozlowski  
RB Gary Downs  
LB Eddie Sutter  
CB Lenny McGill

**Players Departed**

DT Dan Owens (Det)  
QB Jim Miller (Det)  
WR Bert Emanuel (T.B.)\*\*

(\*\*transition player)

**1997**

**Players Acquired**

CB Ray Buchanan (Indy)\*\*  
TE Ed West (Philly)  
FB Bob Christian (Car)  
TE Brian Kozlowski (NYG)  
RB Gary Downs (NYG)  
S William White (K.C.)  
LS Paschal Davis (StL)  
WR Todd Kinchen (Den)  
QB Tommy Maddox (NYG)  
CB Ronnie Bradford (Ariz)  
LB Mike Croel (Balt)  
WR Michael Haynes (N.O.)  
DE Anthony Pleasant (Balt)

**Players Re-signed**

DE Lester Archambeau  
G Gene Williams  
DE Todd Kelly  
QB Billy Joe Tolliver  
G Jeff Pahunoa  
LB David Brandon

**Players Departed**

S Brad Edwards (GB)  
RB Craig Heyward (StL)  
DT Jeff Zgonina (StL)  
TE Harper LeBel (G.B.)  
TE Mitch Lyons (Pitt)  
G Mike Zandofsky (Philly)  
CB Darnell Walker (S.F.)  
WR Eric Metcalf (S.D.)  
LB Ron George (Minn)

## FALCONS UNRESTRICTED FREE AGENCY HISTORY

**1996**

**Players Acquired**

LB Cornelius Bennett (Buff)  
 DT Dan Owens (Det)  
 DE Shane Dronett (Den)  
 S Louis Riddick (Balt)  
 LB Tracy Hayworth (Det)  
 LB James Williams (Jax)  
 LB David Brandon (S.D.)  
 T Antone Davis (Philly)

**Players Re-signed**

T Bob Whitfield  
 DE Chuck Smith  
 C Roman Fortin  
 S Brad Edwards  
 G Gene Williams  
 S Elbert Shelley  
 WR Terance Mathis  
 QB Bobby Hebert  
 LB Clay Matthews  
 DT Moe Gardner

**Players Departed**

DE Chris Doleman (S.F.)

**1995**

**Players Acquired**

K Morten Andersen (N.O.)  
 P Dan Stryzinski (T.B.)  
 WR J.J. Birden (K.C.)  
 LB Darryl Talley (Buff)  
 CB Terry Taylor (Sea)  
 S Rich Miano (Philly)  
 QB Browning Nagle (Indy)  
 G Jeff Pahunkoa (StL)  
 WR Ricky Sanders (Miami)  
 G Rob Selby (Philly)  
 WR Nate Lewis (Chi)  
 G Eric Jonassen (S.D.)  
 OL Tom McHale (Phil)  
 RB Blair Thomas (Dallas)

**Players Re-signed**

TE Harper LeBel  
 QB Bobby Hebert  
 LB Ken Tippins  
 S Brad Edwards  
 CB Elbert Shelley  
 S Alton Montgomery  
 DE Mel Agee  
 WR Lenny Harris  
 LB Ron George  
 DB Darnell Walker  
 DE Chuck Smith

**Players Departed**

WR Clarence Verdin (T.B.)  
 S Brett Maxie (Car)  
 WR Andre Rison (Clev)  
 RB Erric Pegram (Pitt)  
 WR Ricky Sanders (Miami)

**1994**

**Players Acquired**

WR Terance Mathis (NYJ)  
 RB Craig Heyward (Chi)  
 T Dave Richards (Det)  
 CB D.J. Johnson (Pitt)  
 G Mike Zandofsky (S.D.)  
 LB Clay Matthews (Clev)  
 S Kevin Ross (K.C.)  
 S Brad Edwards (Wash)  
 G Jim Ritcher (Buff)

**Players Re-signed**

DE Lester Archambeau  
 G Roman Fortin  
 S Charles Washington  
 TE Harper LeBel  
 T Mike Kenn  
 QB Bobby Hebert  
 CB Lemuel Stinson  
 LB Ken Tippins  
 RB Erric Pegram  
 C Mike Reuther  
 QB Bob Gagliano  
 CB Elbert Shelley  
 S Scott Case

**Players Departed**

G/T Chris Hinton (Minn)  
 QB Chris Miller (L.A. Rams)  
 WR Michael Haynes (N.O.)  
 LB Darion Conner (N.O.)

**1993**

**Players Acquired**

QB Bobby Hebert (N.O.)  
 DT Jumpy Geathers (Wash)  
 DT Pierce Holt (S.F.)\*\*  
 CB Melvin Jenkins (Det)

**Players Re-signed**

S Tracey Eaton  
 DE Mike Gann  
 DE Tim Green  
 WR Drew Hill  
 CB Elbert Shelley

**Players Departed**

G Bill Fralic (Det)  
 T Houston Hoover (Cle)  
 QB Wade Wilson (N.O.)

(\*\*transition player)

# Falcons Trade History

## *Recent Trades and Major Trades in Team History*

<u>Year</u>	<u>Acquired</u>	<u>Gave Up</u>
1999	#2 (42nd overall) TE Reggie Kelly	#1 in 2000 to Baltimore
1997	#1 (11), #2 (41), #3 (70), and #4 (100) CB Michael Booker, RB Byron Hanspard, TE O.J. Santiago, LB Henri Crockett	#1 (3rd) and #3 (63) to Seattle CB Shawn Springs-Trade to move up six places with Tampa to get #1 used on T Walter Jones
1997	#6 (180) and #7 (222) C Calvin Collins and S Chris Bayne	#5 (140) to Washington. Pick was obtained from Oakland for Lincoln Kennedy
1997	Chris Chandler (2-Time Pro Bowl)	#4 (98th) and #6 picks (165th) to Houston; WR Derrick Mason-Trade up-DE Pratt Lyons
1996	S Patrick Bates	#2 (48) to Oakland. Used with #1 and #4 to trade to Houston - Took TE Rickey Dudley
1996	#4 (127) and #5 (164) CB Juran Bolden and DE Gary Bandy	S Roger Harper to Dallas
1996	G Gene Williams	#5 in '96 (WR Jermaine Lewis)
1995	WR Eric Metcalf and # 1 (26) used on S Devin Bush	#1 (10th). Cleveland traded to S.F. for #1 in '95 (S.F. took J.J. Stokes) Cleve got LB Craig Powell in '95, LB Ray Lewis in '96, WR Mike Miller in '95, LB Tyrus McCloud
1994	QB Jeff George	#1, #3 in '94, #1 in '95 to Colts. Used on LB Trev Alberts, T Jason Matthews, WR Marvin Harrison
1994	DE Chris Doleman and #2 pick (WR Bert Emanuel)	#2 in '94 (KR David Palmer) and #1 in '95 (DE Derrick Alexander)
1994	#1 in '95 and #3 in '94 (traded for Doleman, drafted G Alai Kalanuvalu	WR Mike Pritchard and #7 to Denver Pick used on WR Byron Chamberlain
1993	DE Lester Archambeau	WR James Milling to Green Bay
1992	#2 (DE Chuck Smith) and #8 (TE Reggie Dwight)	DT Tony Casillas to Dallas
1992	#1 (17 overall) #1 (19 overall - Tony Smith) and #4 (104 overall) - Frankie Smith)	QB Brett Favre to Green Bay #1 (17 overall) to Dallas #5 (120 overall) to Dallas
1991	CB Tim McKyer	#3 to Miami (RB Aaron Craver)
1990	WR Andre Rison, T Chris Hinton, #1 in '91 (WR Mike Pritchard) and #5 in '91 (T Reggie Redding)	#1 (QB Jeff George) and #4 (WR Stacey Simmons) to Colts
1989	#1 (27) WR Shawn Collins	#2 (RB Eric Ball), #4 LB (Kerry Owens) and #10 (DB Cornell Holloway)

## FALCONS TRADE HISTORY

1989	#1 in '90 (20) RB Steve Broussard and #2 in '89 (T Ralph Norwood)	RB Gerald Riggs to Washington
1986	#1 in '86 (17) LB Tim Green and #2 in '85 (45) DE Mike Gann	#2 in '85 (33) CB Tory Nixon and #2 in '86 (30) DE Markus Koch to Washington
1985	#1 in '85 (2) T Bill Fralic	#1 in '85 (4) DE Chris Doleman and #3 in '85 (60) LB Tim Meamber to Minn.
1975	#1 in '75 (Steve Bartkowski) and #2 in '75 (Fulton Kuykendall)	T George Kunz and #1 (3) in '75 (T Ken Huff Ken Huff) to Colts
1974	QB Bob Lee and LB Lonnie Warwick	#1 (17) LB Fred McNeill and QB Bob Berry to Minn
1973	DT Mike Tilleman	#1 pick (14) RB George Amundson to Hous.
1972	RB Dave Hampton (1,000 yard runner and Pro Bowler)	LB Malcolm Snider to Green Bay
1967	WR Bernie Casey, T Jim Wilson, DE Jim Norton	#1 pick (3) QB Steve Spurrier to S.F.



## FUTURE SUPER BOWLS

January 28, 2001  
Tampa, Florida

January 27, 2002  
New Orleans, Louisiana

January 26, 2003  
San Diego, California

# Individual Honors

## FALCON PLAYER OF THE YEAR

1966 Tommy Nobis, LB  
 1967 Junior Coffey, RB  
 1968 Tommy Nobis, LB  
 1969 Jim Butler, RB  
 1970 Jim Mitchell, TE  
 1971 Don Hansen, LB  
 1972 Dave Hampton, RB  
 1973 Bob Lee, QB  
 1974 Ray Brown, S  
 1975 Dave Hampton, RB  
 1976 Claude Humphrey, DE  
 1977 Rolland Lawrence, DB  
 1978 Greg Brezina, LB  
 1979 Wallace Francis, WR  
 1980 Steve Bartkowski, QB  
 1981 William Andrews, RB  
 1982 Fulton Kuykendall, LB  
 1983 William Andrews, RB  
 1984 Gerald Riggs, RB  
 1985 Gerald Riggs, RB  
 1986 Bill Fralic, OG  
 1987 Bill Fralic, OG  
 1988 John Settle, RB  
 1989 Chris Miller, QB  
 1990 Andre Rison, WR  
 1991 Deion Sanders, CB  
 1992 Deion Sanders, CB/KR  
 1993 Andre Rison, WR  
 1994 Terance Mathis, WR  
 1995 Morten Andersen, K  
 1996 Jamal Anderson, RB  
 1997 Jessie Tuggle, LB  
 1998 Jamal Anderson, RB  
 1999 Terance Mathis, WR



Tommy  
Nobis



Jessie  
Tuggle

## ALL-PRO

1967 Tommy Nobis, LB (AP, 1st team)  
 1971 Claude Humphrey, DE (NEA, 1st team)  
 1972 Claude Humphrey, DE (AP, Pro Football Weekly, Football News, NEA, Football Digest, PFWA, 1st teams)  
 1973 Claude Humphrey, DE (AP, Pro Football Weekly, PFWA, Football News, Computer Kickoff, 1st teams)  
 Nick Mick-Mayer, K (Pro Football 1972 Weekly, 1st team)  
 Mike Tilleman, DT (National Star News Service, 1st team)  
 1974 Claude Humphrey, DE (NEA, 1st team)  
 Rolland Lawrence, DB (AP, PFWA, 1st teams)  
 1980 Mike Kenn, OT (AP, PFWA, NEA, 1st teams)  
 1981 Alfred Jenkins, WR (AP, PFWA, 1st teams)  
 1982 R.C. Thieleman, OG (AP, CPFNW, 1st team)  
 Mike Kenn, OT (CPFNW, 1st team; AP, NEA, 2nd team)  
 William Andrews, RB (AP, 2nd team)  
 Jeff Van Note, C (AP, 2nd team)  
 Joel Williams, LB (AP, 2nd team)  
 1983 William Andrews, RB (NEA, TSN, Football Digest 1st teams; CPFNW, 2nd team) Billy

Johnson, PR (Pro Football Weekly, TSN, CPFNW, PFWA, Football Digest 1st teams; AP 2nd team) Mike Kenn, T (Pro Football Weekly, 1st team; AP, CPFNW, 2nd teams)  
 1986 Bill Fralic G (AP, NEA, Pro Football Weekly, Sporting News, 1st team)  
 1987 Bill Fralic (AP, NEA, PFWA, Sporting News, 1st team) Sylvester Stamps, KR (Sporting News)  
 1988 Bill Fralic (Coll. & Pro FB Newsweekly, 1st team; AP, 2nd team) Scott Case (AP, 2nd team) John Settle (Sports Illustrated)  
 1989 Tony Casillas (AP, 2nd team) Bill Fralic (AP, 2nd team)  
 1990 Andre Rison (AP, 1st team)  
 1991 Mike Kenn (AP, 1st team) Andre Rison (AP, 2nd team) Deion Sanders (AP, 2nd team) Jessie Tuggle (SI)  
 1992 Deion Sanders (AP, 1st team, returner, AP, 2nd team, CB)  
 Andre Rison (AP, 2nd team)  
 1993 Deion Sanders (AP, 1st team, CB) Chris Hinton (AP 1st team) Andre Rison (AP, 2nd team) Norm Johnson (AP, 2nd team)  
 1994 Terance Mathis (AP, 2nd team)  
 1995 Morten Andersen (AP, 1st team)  
 1998 Jamal Anderson (AP, 1st team; Pro Football Weekly, 1st team) Jessie Tuggle (AP, 2nd team) Ray Buchanan (AP, 2nd team)

## ALL-NFC

1970 Claude Humphrey, DE (UPI, 1st team)  
 1971 Claude Humphrey, DE (UPI, 1st team)  
 Claude Humphrey, DE (UPI, AP, TSN, Football Digest, Football News, 1st teams)  
 John James, P (Pro Football Weekly, Football Digest, 1st teams) Dennis Havig, OG (UPI, Football Digest, 1st team)  
 1973 Claude Humphrey, DE (UPI, AP, TSN, Pro Football Weekly, 1st teams) George Kunz, OT (UPI, Pro Football Weekly, 1st teams)  
 Nick Mike-Mayer, K (TSN, Pro Football Weekly, AP, 1st teams)  
 1977 John James, P (TSN, 1st team) Rolland Lawrence, DB (UPI, 1st team)  
 1980 Mike Kenn, OT (UPI, 1st team) Jeff Van Note, C (UPI, 1st team)  
 1981 Mike Kenn, OT (UPI, 1st team)  
 1982 Mike Kenn, OT (UPI, 1st team) R.C. Thieleman, OG (UPI, 1st team) William Andrews, RB (UPI, 1st team)  
 1983 Mike Kenn, T (Pro Football Weekly, 1st team; UPI 2nd team) Billy Johnson, PR (Pro Football Weekly, 1st team) R.C. Thieleman, G (UPI, 2nd team)  
 1984 Mike Kenn, T (UPI, 2nd team) Gerald Riggs, RB (UPI, 2nd team)  
 1986 Bill Fralic, G (UPI, Pro Football Weekly, 1st team) Rick Bryan, DE (UPI, 2nd team)  
 1987 Bill Fralic, G (UPI, PFWA, 1st team) Rick Donnelly, P (UPI, 2nd team)  
 1988 Rick Donnelly (UPI, 2nd team) Scott Case (UPI, 1st team) Bill Fralic (UPI, 1st team)

## INDIVIDUAL HONORS

1989 Bill Fralic, G (UPI, 1st team) Tony Casillas, DL, (UPI, 2nd team)  
 1990 Andre Rison, WR (UPI, 1st team)  
 1991 Mike Kenn, T (UPI) Jessie Tuggle, LB (UPI) Deion Sanders, CB (UPI)  
 1993 Norm Johnson, K (UPI) Chris Hinton, T (UPI), Deion Sanders, CB (UPI)  
 1994 Terance Mathis, WR (UPI, 2nd team) Jessie Tuggle, LB (UPI, 2nd team)  
 1995 Morten Andersen, K (UPI, 1st team)  
 1996 Bob Whitfield, T (UPI, 2nd team)  
 1997 C. Smith, DE (Pro Football Weekly, 1st team NFC; Football Digest All-NFL team)  
 1998 Jamal Anderson, RB (Pro Football Weekly) Jessie Tuggle, LB (Pro Football Weekly) Ray Buchanan, CB (Pro Football Weekly)

### PRO BOWL SELECTIONS

1966 Tommy Nobis, LB  
 1967 Tommy Nobis, LB (2)  
 1968 Tommy Nobis, LB (3)  
 1969 Jim Butler, RB  
 Bob Berry, QB  
 Greg Brezina, LB  
 Bob Etter, K  
 George Kunz, OT  
 Jim Mitchell, TE  
 Ken Reaves, DB  
 1970 Claude Humphrey, DE  
 George Kunz, OT (2)  
 Tommy Nobis, LB (4)  
 1971 Claude Humphrey, DE (2)  
 1972 Tommy Nobis, LB (5)  
 Jim Mitchell, TE (2)  
 Claude Humphrey, DE (3)  
 1973 John Zook, DE  
 Nick Mick-Mayer, K  
 George Kunz, OT (3)  
 Claude Humphrey, DE (4)  
 1974 Jeff Van Note, C  
 Claude Humphrey, DE (5)  
 1975 Jeff Van Note, C (2)  
 John James, P  
 1976 John James, P (2)  
 1977 John James, P (3)  
 Claude Humphrey, DE (6)  
 Rolland Lawrence, DB  
 1978 No Selections  
 1979 Jeff Van Note, C (3)  
 1980 Mike Kenn, OT  
 Steve Bartkowski, QB  
 Jeff Van Note, C (4)  
 Alfred Jenkins, WR  
 William Andrews, RB  
 Junior Miller, TE

1981 Mike Kenn, OT (2)  
 Steve Bartkowski, QB (2)  
 Jeff Van Note, C (5)  
 Alfred Jenkins, WR (2)  
 William Andrews, RB (2)  
 Junior Miller, TE (2)  
 R.C. Thielemann, OG  
 1982 Mike Kenn, OT (3)  
 R.C. Thielemann, OG (2)  
 Jeff Van Note, C (6)  
 William Andrews, RB (3)  
 1983 William Andrews, RB (4)  
 Billy Johnson, PR  
 Mike Kenn, T (4)  
 R.C. Thielemann, OG (3)  
 1984 Mike Kenn, T (5)  
 1985 Gerald Riggs, RB  
 1986 Bill Fralic, G  
 Gerald Riggs, RB (2)  
 1987 Bill Fralic, G (2)  
 Gerald Riggs, RB (3)  
 1988 Bill Fralic, G (3)  
 Scott Case, CB  
 John Settle, RB  
 1989 Bill Fralic, G (4)  
 (All NFL Team of 80's)  
 Bill Fralic (2nd team)  
 1990 Andre Rison, WR  
 1991 Andre Rison, WR (2)  
 Deion Sanders, CB  
 Chris Miller, QB  
 Chris Hinton, RT (7)  
 1992 Andre Rison, WR (3)  
 Deion Sanders, CB (2)  
 Jessie Tuggle, LB  
 Elbert Shelley, ST  
 1993 Andre Rison, WR (4)  
 Deion Sanders, CB (3)  
 Elbert Shelley, ST (2)  
 Norm Johnson, K (2)  
 Bobby Hebert, QB  
 1994 Jessie Tuggle, LB (2)  
 Elbert Shelley, ST (3)  
 Terance Mathis, WR  
 1995 Jessie Tuggle, LB (3)  
 Elbert Shelley, ST (4)  
 Morten Andersen, K (7)  
 Chris Doleman, DE (7)  
 Craig Heyward, RB (1)  
 1996 No Selections  
 1997 LB Jessie Tuggle (4)  
 QB Chris Chandler (1)  
 1998 LB Jessie Tuggle (5)  
 S Eugene Robinson (3)  
 CB Ray Buchanan (1)  
 RB Jamal Anderson (1)  
 QB Chris Chandler (2)  
 OT Bob Whitfield (1)  
 1999 No Selections

# Falcons All Time Players by the Numbers...

**1**

Fred Steinfort '77-78;  
Ralph Giacommaro '83-85;  
Jeff George '94-95

**2**

Clarence Verdin '94

**3**

Bob Elter '68-69; David  
Smigelesky '82; Rick  
Donnelly '85-88; Bobby  
Hebert '93-96; Scott  
Bentley '97

**#3  
Bobby  
Hebert**

**4**

Tim Mazzetti '78-80; Brett  
Favre '91; Scott Tyner '94;  
Dan Stryzinski '95-99

**5**

Harmon Wages '68-71;  
'73; Greg Davis '87-90;  
Harold Alexander '93-94;  
Morten Andersen '95-99

**6**

John James '72-81; Ali  
Haji-Sheikh '86

**7**

Wade Trayman '66-67; Pat  
Sullivan '72-75; Hugh  
Millen '88-90; Perry Klein  
'94-95; Browning Nagle '96;  
Tony Graziani, '99

**8**

Tommy McDonald '67;  
Kenny Vinyard '70; Bob  
Holly '84-85; Steve Dils '86

**9**

Larry Fortner '80; Norm  
Johnson '91-94

**10**

Dennis Claridge '66;  
Leo Hart '71; Steve  
Bartkowski '75-85;  
Scott Campbell '86-90

**11**

Randy Johnson '66-70;  
Dick Shiner '71-73; Kim  
McQuilken '74-77;  
Kerwin Bell '88; Billy  
Joe Tolliver '96-97

**12**

Nick Mike-Mayer '73-77;  
George Roberts '82;  
Chris Miller '87-92;  
Chris Chandler '97-99

**13**

Billy Joe Tolliver '91-93;  
Browning Nagle '95;  
Tony Graziani '97-98;  
Danny Kanell '99

**14**

Steve Sloan '66-67;  
Terry Nofsinger '67;  
June Jones '77-79; Jeff  
Komlo '82; Turk  
Schonert '86; Erik  
Kramer '87; Bob  
Gagliano '93; Wally  
Richardson '99

**15**

Gail Cogdill '69-70;  
Mike Moroski '79-84;  
Jim Miller '97; Eugene  
Baker '99

**16**

Scott Hunter '76-78;  
Reggie Smith '80-81;  
David Archer '84-87

**17**

Bob Berry '68-72; Scott  
Fulhage '89-92; Steve  
DeBerg 1998

**18**

Bruce Lemmerman '68-  
69; Mike Luckhurst '81-  
87; Wade Wilson '92

**19**

Mike Brunson '70; Bob  
Lee '73-74; Corey Dixon  
'94

**20**

Bob Riggie '66-67; Tom  
McCauley '69-71; Vince  
Kendrick '74-75; Earl  
Jones '80-83; Wendell  
Cason '86-87; Evan  
Cooper '88; Brad  
Edwards '94; Michael  
Booker '97-99

**21**

Tom Moore '67; Lynn  
Cain '79-84; Jimmy  
Turner '86-87; Deion  
Sanders '89-93; Eric  
Metcalf '95-96; Elijah  
Williams '98-99

**#21  
Deion  
Sanders**

**22**

Lee Calland '66-68; John  
Mallory '69; Rolland  
Lawrence '73-80; Richard  
Williams '83; Sean  
Thomas '85; Dennis  
Woodberry '86; Brenard  
Wilson '87; Charles  
Dimry '88-90; Tim  
McKyer '91-92, '96;  
Alton Montgomery '93-  
95; Lenny McGill '97;  
Gerald McBurrows '99

**23**

Jeff Stanciel '69; Joe  
Profit '71-73; Bobby  
Butler '81-92; Ronnie  
Bradford '97-99

**24**

Jimmy Sidle '66; Nate  
Wright '69; Haskel  
Stanback '74-79; David  
Toloumu '82; Joe  
Washington '85; Larry  
Emery '87; Mike Pringle  
'90; Brian Mitchell '92-  
93; Terry Taylor '95;  
Patrick Bates '96; Byron  
Hanspard '97-99

**25**

Alex Hawkins '66-67;  
Mike Fitzgerald '67;  
Rick Eber '68; Art  
Malone '70-74; Larry  
Crowe '75; Ray Strong  
'78-82; Scott Case '84-  
94; Devin Bush '96-98;  
Marty Carter '99

**26**

Billy Lothridge '66-71;  
Mike Esposito '76-79;  
James Britt '83-87;  
Louis Riddick '92;  
Anthony Phillips '94-  
96; Darren Anderson  
'98

**27**

Red Mack '66; Nick  
Rassas '66-68; Tom  
Hayes '71-75; Tom  
Pridemore '78-85;  
Calvin Loveall '88;  
Vinnie Clark '93; Brad  
Edwards '95-96; Omar  
Brown '98-99

**28**

Ray Ogden '67-68;  
Mike Freeman '68-70;  
Willie Belton '71-72;  
Frank Reed '76-80;  
Bret Clark '68-88; Pat  
Chaffey '91; Tony Smith  
'92-93; Ron Davis '95;  
Lenny McGill '96;  
Harold Green '97-98;  
Ken Oxendine '99

**29**

Ron Rector '66-67;  
Clarence Ellis '72-74;  
Ron Mabra '75-76; Joe  
Fishback '92; Eric  
Dickerson '93; Louis  
Riddick '96; Randy  
Fuller '98

**30**

Ernie Wheelwright '66-  
67; Doug Goodwin '68;  
Larry Shears '71; Joe  
Washington '73; Oscar  
Reed '75; Ernie Jackson  
'78; Scott Woerner '81;  
Steve Haworth '83-84;  
David Croudpip '85-88;  
Mike Rozier '90-91;  
Terry Ray '92; Lemuel  
Stinson '93; Derriek  
Gardner '99

## ALL-TIME JERSEY NUMBERS

### 31

Charlie Scales '66; Bill Harris '68; Dwight Lee '68; Willie Germany '72; Molly McGee '74; William Andrews '79-83, '86

### 32

Rudy Johnson '66; Preston Riddlehuber '66; Charles Bryant '69; Grady Cavness '70; Ray Eastering '72-79; Tim Tyrell '84-86; Tracey Eaton '91-93; Jamal Anderson '94-99

### 33

Larry Morris '66; Jim Mankins '67; Jim Butler '68-71; Henry Matthews '73; Ricky Patton '78; Anthony Anderson '80; Bo Robinson '81-83; Tiger Greene '85; Leander Knight '88; Gene Lang '88-89; Erric Pegram '93-94; Richard Huntley '96; Ken Oxendine '98; Winslow Oliver '99

### 34

Junior Coffey '66-67; Ray Brown '71-78; Blane Gaison '81-84; Robert Moore '86-88; Steve Broussard '90, '92; David Mims '93; Craig Heyward '94-96; Ray Buchanan '97-99

### 35

Tony Plummer '71-73; Reggie Pleasant '85; Keith Williams '86; Mike Pritchard '91-93; William White '97-98; Johndale Curty '99

**#35  
Mike  
Pritchard**



### 36

Ken Reaves '66-73; Rudy Holmes '74; Bob Glazebrook '78-83; Danny Wagoner '85; Eric Bergeson '90; Brian Mitchell '91; Derrick Moore '92; Kevin Ross '94-95

### 37

Perry Lee Dunn '66-68; Bill Bell '71-72; Kenny Johnson '80-86; Elbert Shelley '87-96

### 38

Joe Auer '68; Rick Byas '74-80; Keith Jones '89-90, '92; Rich Miano '95; Nate Odomes '96

### 39

Billy Ray Pritchett '76-77; James Mayberry '79-81; Cliff Austin '84-86; Roland Mitchell '90; Bruce Pickens '91-92; Eric Jack '94

### 40

Ron Smith '66-67; Paul Gibson; '69-70; Ron Lamb '72; Bob Jones '75-76; George Franklin '78; Eddie Meyers '82; Brian Jordan '89-91; Anthony Wallace '93; Jeff Paulk '99

### 41

Brendon McCarthy '68; Al Dodds '73-74; Sonny Collins '76; Secedrick McIntyre '77; Virgil Seay '84; Tony Baker '86; Tim Gordon '87-90; Erric Pegram '91-92; Brett Maxie '94; Eugene Robinson '98-99

### 42

Phil Spiller '68; Jim Weatherford '69; Mike Herron '75; John Gillam '76; Gerald Riggs '82-88; Jeff Donaldson '91-93; Devin Bush '95; Sean Boyd '96

### 43

Jerry Richardson '66-67; Monte Ledbetter '69; Dave Hampton '72-75; Tom Tutson '83; Tracy Johnson '90-91; Juran Bolden '96-97

### 44

Bill Wolski '66; Jerry Simmons '67-69; Eddie Ray '72-74; Bubba Bean '76-80; Rodney Tate '84; John Settle '87-90; Steve Broussard '93; D.J. Johnson '94-95; Bob Christian '97-99

### 45

Carl Silvestri '66; Dave Dunaway '68; John Wright '68; Gary McDermott '69; Sonny Campbell '70-71; Tom Moriarty '77-79; Ken Wisenhunt '85-88; Darnell Walker '93-96; Gary Downs '97-99

### 46

Larry Suchy '68; Ray Jarvis '71-72; Monroe Eley '75-78; Reggie Brown '82; Charles Washington '92-94

### 47

Rudy Redmond '69-71; Brad Davis '75; Mike Spivey '82; Rick Badanjek '87-88; Roger Harper '93-95; Chris Bayne '97-98

### 48

Angelo Coia '66; Tom Bleick '67; Olie Cordill '68; Woody Thompson '75-77; Gerald Small '84; Ray Phillips '86; Kenny Flowers '87; Darryl Ford '93; Marcus Wimberly '97

### 49

Glenn Glass '66; Floyd Hudlow '67-68; Jimmy Burson '68; Al Lavan '69-70; Al Matthews '83-85; James Primus '88-89; Brian Saxton '97

### 50

Jerry Jones '66; Greg Brezina '68-69, '71-79; Buddy Curry '80-87; Ron George '93-96; Eddie Sutter '97; Lamont Green '99

**#50  
Buddy  
Curry**



### 51

Bob Whitlow '66; Andy Bowling '67; Ted Cottrell '69-70; Duane Benson '72-73; Dick Palmer '74; Jim Cope '76; Andy Spiva '77; Brian Cabral '79; Jim Laughlin '80-82, '87; Rich Dixon '83; Jeff Jackson '84-85; Reggie Wilkes '86-87; Marcus Cotton '88-90; Howard Dinkins '93; Jim Ritcher '94-95; David Brandon '96-97; Jeff Kelly '99

### 52

Marion Rushing '66-68; Ron Acks; '68-71; Ken Mitchell '73-74; Dewey McClain '76-80; Lyman White '81-82; John Harper '83; Craig Sutter '97; Rydell Malancon '84; Vinson Smith '88; Ken Tippins '90-95; Craig Sauer '96-99

**#52  
Dewey  
McClain**



### 53

Frank Marchiewski '66-68; Phil Sobocinski '68; John Matlock '70-71; Paul Ryzek '74-79; Neal Musser '81-83; Thomas Benson '84-85; Doug Barnett '87; Dwayne Gordon '93-94; Jamal Fontaine '97

### 54

Bob Sanders '67; Grady Allen '69-72; Fulton Kuykendall '75-84; Joel Williams '79-82, '86-89; Robert Lyles '90-91; Jesse Solomon '92-93; Ruffin Hamilton '97-99

### 55

Ralph Heck '66-68; Roy Schmidt '69; Jim Miller '71-72; Ralph Ortega; '75-78; Tony Daykin '79-81; Dave Levenick '83-84; Wayne Radloff '86-88; Mike Ruether '90-93; Nate Miller '95-97; Whit Marshall '99

## ALL-TIME JERSEY NUMBERS

### 56

Joe Cerne '68; Dennis Havig '72-75; Guy Roberts '76; Ron McCartney '77-79; Al Richardson '80-85; Joe Costello '86-88; Darion Conner '90-93; Chris Doleman '94-95; Keith Brooking '98-99

### 57

Bill Jobko '66; Dick Absher '67-68; Jeff Van Note '69-86; Clay Matthews '94-96

**#57  
Jeff  
Van Note**



### 58

Don Hansen '69-75; Jim Weatherley '76; Rick Kay '77; Steve Stewart '78; David Frye '83-85; Jessie Tuggle '87-99

### 59

Jim Ferguson '69; Jim Waskiewicz '69; Dena Halverson '70; Rudy Kuchenberg '71; Noel Jenke '72; Lonnie Warwick '73-74; Carl Russ '75; Robert Pennywell '77-80; Paul Davis '81-82; John Rade '83-91; Lorenzo Styles '95-96; Ben Talley '98

### 60

Tommy Nobis '66-76

### 61

Bill Sandeman '67-73; Chuck Correal '79-80; John Brooks '80; Chuck Herman '80; John Scully '81-88, '90; Robbie Tobeck '93-99

### 62

Gary Roberts '70; John Bramlett '71; Brent Adams '75-78; Robert Jackson '82; Brett Miller '83-88; Keith Alex '93; Dave Richards '94-95; Todd McClure '99

### 63

Jim Wilson '67; Bo Wood '67; Dick Enderle '69-71; Nick Behout '73-75; Gregg Kindle '76; Mike Zele '79-83; Jeff Kiewel '85-87; Evan Pilgram '99

### 64

Tom Harmon '67; Andy Mauer '70-73; Pat Howell '79-83; Joe Pellegrini '84-86; Jamie Dukes '87-93; Jeff Pabukoa '95-96; Bob Hallen '98-99

### 65

Lou Kirouac '66-67; Jack Kupp '67; Steve Duich '68; Bob Breitenstein '69-70; Lynn Gotschalk '72-76; Don Smith '79-84; Lawrence Pillars '85; Guy Bingham '89-91; Roman Fortin '93-97; Greg Bishop '99

### 66

Jim Simon '66-68; John Small '70-72; Ted Fritsch '73-75; Warren Bryant '78-83; Chuck Thomas '85; Billy Hinson '86; Joe Sims '91; Lincoln Kennedy '93-94

### 67

Dan Grimm '66-68; Malcolm Sinder '69-71; Walt Brett '76; Eric Sanders '81-86; Mark Mraz '87; Paul Oswald '88; Moe Gardner '91-96; Adam Schreiber '97-98

**#67  
Moe  
Gardner**



### 68

Bobby Richards '66-67; Dave Hettema '70; Frank Gallagher '73; Larry Bailey '74; Larron Jackson '75-76; R.C. Thielemann '77-84; Dennis Harrison '86-87; John Hunter '90; Mel Agee '92-95; Calvin Collins '97-99

### 69

Mike Lewis '71-79; Dan Benish '83-86; Houston Hoover '88-92; Thomas Williams '94; Gene Williams '95-99

### 70

Rich Marshall '66; Bob Hughes '67-69; Kenny Vineyard '70; Ron Lee '83; Mike Chapman '84; Willard Goff '85; Reggie Redding '91; Bob Whitfield '92-99

### 71

Joe Szczecko '66-68; John Zook '69-75; Steve George '76; Marv Montgomery '78; Mike Perko '82; Dan Dufour '83-84; Glen Howe '85-86; Chris Hinton '90; Bill Goldberg '92-94; Scott Adams '97

### 72

Don Talbert '66-68; Greg Lens '70-71; Jim Bailey '76-78; Matthew Teague '81; Andrew Provence '83-87; Oliver Barnett '90-92; Mike Zandofsky '94-96

### 73

Errol Linden '66-68; Randy Winkler '68; David Cahill '69; Phil McKinnely '76-80; Mike Simeta '83; Gary Burley '84; Leonard Mitchell '87-88; Mitch Willis '88; John Washington '92; Ernie Logan '93; Dunstan Anderson '94; Ethan Brooks '96

### 74

Karl Rubke '66-67; Art Strahan '68; Bill Sabatino '69; Jim Sullivan '70; Mike Tilleman '73-76; Wilson Faumuina '77-81; Mike Pitts '83-86; Dan Clayton '88-89; Tory Epps '90-92; Jeff Zgonina '96; Ephraim Salaam '98-99

### 75

Ed Cook '66-67; George Kunz '69-74; Jeff Merrow '75-83; Roy Harris '84-85; Tony Casillas '86-90; Chris Hinton '91-93; Irv Eatman '94; Lincoln Kennedy '95; Shane Dronett '97-99

**#75  
Jeff  
Merrow**



### 76

Guy Reese '66; Jim Gia Garcia '68; Mike Gann '85-93; Antone Davis '97; Jose Portilla '98-99

### 77

Chuck Sieminski '66-67; Bruce Bosley '69; Rosie Manning '72-75; Ron East '76; Edgar Fields '77-80; Doug Rodgers '82; Rick Bryan '84-92; Matt Willig '97; Pellom McDaniels '99

**#77  
Rick  
Bryan**



### 78

Rich Koeper '66; Jerry Shay '68-69; Greg Marx '73; Roy Hilton '75; Bill Windauer '76; Mike Kenn '78-94

### 79

Carlton Dabney '68; Cleo Walker '71; Chuck Walker '71-75; Jeff Yeates '76-84; Bill Fralic '85-91; Dave Widell '98

### 80

Gary Barnes '66-67; Bob Jones '69; Todd Snyder '70-72; Louis Neal '73-74; Karl Farmer '76-77; Bob Long '80; Junior Miller '80-83; Mike Landrum '84; Andre Rison '90-94; Tyrone Brown '95-96; Tony Martin '98; Chris Calloway '99

## ALL-TIME JERSEY NUMBERS

### 81

Ralph Smith '69; Wes Chesson '71-73; Gerald Tinker '74-75; Bob Adams '76; Dennis Pearson '78-79; Billy Johnson '82-87; Michael Haynes '88-93; Terance Mathis '94-99

**#81**  
**Billy Johnson**



### 82

Bob Sherlag '66; Bob Lee '69; Ken Burrow '71-75; Billy Ryckman '77-79; Stacey Bailey '82-90; Jason Phillips '91-93; Leonard Harris '94; Michael Haynes '97; Ronnie Harris '98-99

### 83

Tom Hutchinson '66; Larry Mialik '72-74; James Wright '78-79; Floyd Hodge '82-84; Aubrey Matthews '86-88; Tony Jones '92; Ricky Sanders '94-95; Tim Dwight '98-99

### 84

Vern Burke '66; Mike Donohoe '68; '70-71; Thomas Geredine '73-74; Alfred Jenkins '75-83; Sylvester Stamps '84-88; Joey Jones '86; James Milling '88,90; Darryl Spencer '94; Freddie Scott '96; Mercury Hayes '97; Rod Monroe '98-99

### 85

Billy Martin '66-67; Paul Flatley '68-69; Ray Poage '71; Alfred Jackson '78-84; Anthony Allen '85-86; Lew Barnes '88; Shawn Collins '89-90; Drew Hill '92-93; David Mims '94; Roell Preston '95-96; Brian Kozlowski '97-99

### 86

Tommy Tolleson '66; Jim Mitchell '69-79; Mike Smith '80; Ben Young '83; Perry Tuttle '84; Floyd Dixon '86-91; Mitch Lyons '93-96; Ed Smith '97-98; Bryan Still '99

### 87

Claude Humphrey '68-74; '76-78; Russ Mikeska '79-83; Cliff Benson '84-85; Ron Middleton '86-87; Danzell Lee '88-89; Gary Wilkins '89-90; James Milling '92; Bert Emanuel '94-97; Jammi German '98-99

### 88

Sam Williams '66-67; Glen Condren '69-72; Henry Childs '74; Greg McCrary '75-77; Lewis Gilbert '78-79; Clay Brown '82; Keith Krepfle '82; Arthur Cox '83-87; Alex Higdon '88; Troy Sadowski '90; Harper Le Bel '92-96; O.J. Santiago '97-99

### 89

Hugh McInnis '66; Rich Cas '68; Randy Marshall '70-71; Wallace Francis '75-81; Willie Curran '82-84; Charlie Brown '85-87; Jessie Hester '88-89; George Thomas '90-91; J.J. Birden '95-96; Todd Kinchen '97-98; Reggie Kelly '99

### 90

Chuck Smith '92-99

### 91

Aaron Brown '86-87; John Burrough '95-98; Ben Huff '99

**#91**  
**John Burrough**



### 92

Ronnie Washington '85; George Yarno '88-89; Lester Archambeau '93-99

### 93

Aundray Bruce '88-91; Dan Owens '96-97; Shawn Swayda '98-99

### 94

Charles Martin '88; Henri Crockett '97-99

### 95

Michael Reid '87-91; Michael Reid '92; Pierce Holt '93-95; Esera Tualo '98; Ed Jasper '99

### 96

Johnnie Taylor '84-86; Rich Kraynak '87; Reggie Camp '88; Todd Kelly '96; Dan Sharp '87; Gary Wilkins '88-89; Anthony Pleasant '97; Antonio Edwards '98

### 97

Jumpy Geathers '93-95; Cornelius Bennett '96-98; Patrick Kerney '99;

**#97**  
**Jumpy Geathers**



### 98

Greg Brown '87-88; Travis Hall '95-99

### 99

Tim Green '86-93; Darryl Talley '95; Nathan Davis '97

**#99**  
**Tim Green**



# Falcons Usual Starting Lineups

## 1966

### Offense

WR	84	Vern Burke
LT	72	Don Talbert
LG	75	Ed Cook
C	53	Frank Marchlewski
RG	67	Dan Grimm
RT	73	Errol Linden
TE	85	Billy Martin
WR	25	Alex Hawkins
QB	11	Randy Johnson
FB	30	Ernie Wheelwright
HB	34	Junior Coffey

### Defense

LE	68	Bobby Richards
LT	74	Karl Rubke
RT	77	Chuck Sieminski
RE	88	Sam Williams
LLB	52	Marion Rushing
MLB	66	Tommy Nobis
RLB	57	Bill Jobko
LCB	40	Ron Smith
RCB	22	Lee Calland
SS	43	Jerry Richardson
FS	20	Bob Riggle

### Special Teams

P	26	Billy Lothridge
PK	65	Lou Kirouac
PR	40	Ron Smith
KR	40	Ron Smith

## 1967

### Offense

WR	44	Jerry Simmons
LT	72	Don Talbert
LG	65	Lou Kirouac
C	53	Frank Marchlewski
RG	66	Jim Simon
RT	73	Errol Linden
TE	28	Ray Ogden
WR	8	Tommy McDonald
QB	11	Randy Johnson
FB	21	Tom Moore
HB	34	Junior Coffey

### Defense

LE	70	Jim Norton
LT	74	Karl Rubke
RT	71	Joe Szczecko
RE	88	Sam Williams
LLB	52	Marion Rushing
MLB	66	Tommy Nobis
RLB	55	Ralph Heck
LCB	36	Ken Reaves
RCB	22	Lee Calland
SS	49	Floyd Hudlow
FS	27	Nick Rassas

### Special Teams

P	26	Billy Lothridge
PK	7	Wade Traynham
PR	40	Ron Smith
KR	40	Ron Smith

## 1968

### Offense

WR	44	Jerry Simmons
LT	72	Don Talbert
LG	66	Jim Simon
C	53	Phil Sobocinski
RG	67	Dan Grimm
RT	73	Errol Linden
TE	28	Ray Ogden
WR	85	Paul Flatley
QB	17	Bob Berry
FB	33	Jim Butler
HB	37	Perry Lee Dunn

### Defense

LE	87	Claude Humphrey
LT	78	Jerry Shay
RT	79	Carlton Dabney
RE	89	Rick Cash
LLB	54	Grady Allen
MLB	66	Tommy Nobis
RLB	55	Ralph Heck
LCB	36	Ken Reaves
RCB	49	Jimmy Burson
SS	27	Nick Rassas
FS	26	Billy Lothridge

### Special Teams

P	26	Billy Lothridge
PK	3	Bob Etter
PR	49	Jimmy Burson
KR	33	Jim Butler

## FALCONS USUAL STARTING LINEUPS

### 1969

#### Offense

WR	15	Gail Cogdill
LT	61	Bill Sandeman
LG	63	Dick Enderle
C	77	Bruce Bosley
RG	67	Malcolm Snider
RT	75	George Kunz
TE	86	Jim Mitchell
WR	85	Paul Flatley
QB	17	Bob Berry
FB	33	Jim Butler
HB	5	Harmon Wages

#### Defense

LE	87	Claude Humphrey
LT	78	Jerry Shay
RT	73	Dave Cahill
RE	71	John Zook
LLB	54	Grady Allen
MLB	58	Don Hansen
RLB	50	Greg Brezina
LCB	36	Ken Reaves
RCB	47	Rudy Redmond
SS	42	Jim Weatherford
FS	22	John Mallory

#### Special Teams

P	26	Billy Lothridge
PK	3	Bob Etter
PR	22	John Mallory
KR	32	Charlie Bryant

### 1970

#### Offense

WR	80	Todd Snyder
LT	67	Malcolm Snider
LG	64	Andy Maurer
C	57	Jeff Van Note
RG	63	Dick Enderle
RT	75	George Kunz
TE	86	Jim Mitchell
WR	85	Paul Flatley
QB	17	Bob Berry
FB	33	Jim Butler
HB	5	Harmon Wages

#### Defense

LE	87	Claude Humphrey
LT	72	Greg Lens
RT	88	Glen Condren
RE	71	John Zook
LLB	54	Grady Allen
MLB	66	Tommy Nobis
RLB	58	Don Hansen
LCB	36	Ken Reaves
RCB	47	Rudy Redmond
SS	22	John Mallory
FS	20	Tom McCauley

#### Special Teams

P	26	Billy Lothridge
PK	8	Kenny Vinyard
PR	22	John Mallory
KR	33	Jim Butler

### 1971

#### Offense

WR	82	Ken Burrow
LT	61	Bill Sandeman
LG	64	Andy Maurer
C	57	Jeff Van Note
RG	67	Malcolm Snider
RT	75	George Kunz
TE	86	Jim Mitchell
WR	81	Wes Chesson
QB	17	Bob Berry
FB	33	Jim Butler
HB	25	Art Malone

#### Defense

LE	87	Claude Humphrey
LT	66	John Small
RT	88	Glen Condren
RE	71	John Zook
LLB	52	Ron Acks
MLB	58	Don Hansen
RLB	50	Greg Brezina
LCB	36	Ken Reaves
RCB	27	Tom Hayes
SS	22	John Mallory
FS	34	Ray Brown

#### Special Teams

P	26	Billy Lothridge
PK	37	Bill Bell
PR	28	Willie Belton
KR	28	Willie Belton

## FALCONS USUAL STARTING LINEUPS

### 1972

#### Offense

WR	82	Ken Burrow
LT	61	Bill Sandeman
LG	64	Andy Maurer
C	57	Jeff Van Note
RG	56	Dennis Havig
RT	75	George Kunz
TE	86	Jim Mitchell
WR	81	Wes Chesson
QB	17	Bob Berry
FB	43	Dave Hampton
HB	25	Art Malone

#### Defense

LE	87	Claude Humphrey
LT	79	Chuck Walker
RT	69	Mike Lewis
RE	71	John Zook
LLB	58	Don Hansen
MLB	60	Tommy Nobis
RLB	50	Greg Brezina
LCB	36	Ken Reaves
RCB	27	Tom Hayes
SS	34	Ray Brown
FS	29	Clarence Ellis

#### Special Teams

P	6	John James
PK	37	Bill Bell
PR	28	Willie Belton
KR	43	Dave Hampton

### 1973

#### Offense

WR	41	Al Dodd
LT	61	Bill Sandeman
LG	64	Andy Maurer
C	57	Jeff Van Note
RG	56	Dennis Havig
RT	75	George Kunz
TE	86	Jim Mitchell
WR	84	Thomas Geredine
QB	19	Bob Lee
FB	43	Dave Hampton
HB	44	Eddie Ray

#### Defense

LE	87	Claude Humphrey
LT	74	Mike Tilleman
RT	69	Mike Lewis
RE	71	John Zook
LLB	58	Don Hansen
MLB	60	Tommy Nobis
RLB	50	Greg Brezina
LCB	36	Ken Reaves
RCB	27	Tom Hayes
SS	34	Ray Brown
FS	29	Clarence Ellis

#### Special Teams

P	6	John James
PK	12	Nick Mike-Mayer
PR	34	Ray Brown
KR	30	Joe Washington

### 1974

#### Offense

WR	82	Ken Burrow
LT	65	Len Gotshalk
LG	55	Jim Miller
C	57	Jeff Van Note
RG	56	Dennis Havig
RT	75	George Kunz
TE	86	Jim Mitchell
WR	41	Al Dodd
QB	19	Bob Lee
FB	43	Dave Hampton
HB	25	Art Malone

#### Defense

LE	87	Claude Humphrey
LT	74	Mike Tilleman
RT	69	Mike Lewis
RE	71	John Zook
LLB	58	Don Hansen
MLB	60	Tommy Nobis
RLB	50	Greg Brezina
LCB	22	Roland Lawrence
RCB	27	Tom Hayes
SS	32	Ray Brown
FS	29	Clarence Ellis

#### Special Teams

P	6	John James
PK	12	Nick Mike-Mayer
PR	41	Al Dodd
KR	81	Gerald Tinker

## FALCONS USUAL STARTING LINEUPS

### 1975

#### Offense

WR	82	Ken Burrow
LT	61	Brent Adams
LG	68	Larron Jackson
C	57	Jeff Van Note
RG	56	Dennis Havig
RT	65	Len Gotshalk
TE	86	Jim Mitchell
WR	84	Alfred Jenkins
QB	10	Steve Bartkowski
FB	43	Dave Hampton
HB	24	Haskel Stanback

#### Defense

LE	75	Jeff Merrow
LT	74	Mike Tilleman
RT	69	Mike Lewis
RE	71	John Zook
LLB	58	Don Hansen
MLB	60	Tommy Nobis
RLB	50	Greg Brezina
LCB	22	Rolland Lawrence
RCB	27	Tom Hayes
SS	34	Ray Easterling
FS	32	Ray Brown

#### Special Teams

P	6	John James
PK	12	Nick Mike-Mayer
PR	42	Mack Herron
KR	89	Wallace Francis

### 1976

#### Offense

WR	42	John Gilliam
LT	61	Brent Adams
LG	68	Larron Jackson
C	57	Jeff Van Note
RG	63	Gregg Kindle
RT	65	Len Gotshalk
TE	86	Jim Mitchell
WR	84	Alfred Jenkins
QB	16	Scott Hunter
FB	26	Mike Esposito
HB	41	Sonny Collins

#### Defense

LE	87	Claude Humphrey
LT	74	Mike Tilleman
RT	69	Mike Lewis
RE	75	Jeff Merrow
LLB	52	Dewey McClain
MLB	60	Tommy Nobis
RLB	50	Greg Brezina
LCB	22	Rolland Lawrence
RCB	28	Frank Reed
SS	34	Ray Brown
FS	32	Ray Easterling

#### Special Teams

P	6	John James
PK	12	Nick Mike-Mayer
PR	22	Rolland Lawrence
KR	22	Rolland Lawrence

### 1977

#### Offense

WR	89	Wallace Francis
LT	61	Brent Adams
LG	70	Dave Scott
C	57	Jeff Van Note
RG	68	R.C. Thielemann
RT	66	Warren Bryant
TE	86	Jim Mitchell
WR	84	Alfred Jenkins
QB	10	Steve Bartkowski
FB	48	Woody Thompson
HB	24	Haskel Stanback

#### Defense

LE	87	Claude Humphrey
LT	72	Jim Bailey
RT	69	Mike Lewis
RE	75	Jeff Merrow
LLB	59	Robert Pennywell
MLB	55	Ralph Ortega
RLB	50	Greg Brezina
LCB	22	Rolland Lawrence
RCB	38	Rick Byas
SS	34	Ray Brown
FS	32	Ray Easterling

#### Special Teams

P	6	John James
PK	12	Nick Mike-Mayer
PR	22	Rolland Lawrence
KR	80	Karl Farmer

## FALCONS USUAL STARTING LINEUPS

### 1978

#### Offense

WR	89	Wallace Francis
LT	78	Mike Kenn
LG	70	Dave Scott
C	57	Jeff Van Note
RG	68	R.C. Thielemann
RT	66	Warren Bryant
TE	86	Jim Mitchell
WR	82	Billy Ryckman
QB	10	Steve Bartkowski
FB	44	Bubba Bean
HB	24	Haskel Stanback

#### Defense

LE	79	Jeff Yeates
LT	72	Jim Bailey
RT	69	Mike Lewis
RE	75	Jeff Merrow
LLB	54	Fulton Kuykendall
MLB	59	Robert Pennywell
RLB	50	Greg Brezina
LCB	22	Rolland Lawrence
RCB	38	Rick Byas
SS	28	Frank Reed
FS	27	Tom Pridemore

#### Special Teams

P	6	John James
PK	4	Tim Mazzetti
PR	82	Billy Ryckman
KR	81	Dennis Pearson

### 1979

#### Offense

WR	89	Wallace Francis
LT	78	Mike Kenn
LG	70	Dave Scott
C	57	Jeff Van Note
RG	68	R.C. Thielemann
RT	66	Warren Bryant
TE	86	Jim Mitchell
WR	84	Alfred Jenkins
QB	10	Steve Bartkowski
FB	31	William Andrews
HB	44	Bubba Bean

#### Defense

LE	79	Jeff Yeates
LT	74	Wilson Faurmuina
RT	77	Edgar Fields
RE	65	Don Smith
LLB	54	Fulton Kuykendall
MLB	59	Robert Pennywell
RLB	50	Greg Brezina
LCB	22	Rolland Lawrence
RCB	38	Rick Byas
SS	28	Frank Reed
FS	32	Ray Easterling

#### Special Teams

P	6	John James
PK	4	Tim Mazzetti
PR	81	Dennis Pearson
KR	81	Dennis Pearson

### 1980

#### Offense

WR	89	Wallace Francis
LT	78	Mike Kenn
LG	70	Dave Scott
C	57	Jeff Van Note
RG	68	R.C. Thielemann
RT	66	Warren Bryant
TE	80	Junior Miller
WR	84	Alfred Jenkins
QB	10	Steve Bartkowski
FB	31	William Andrews
HB	21	Lynn Cain

#### Defense

LE	79	Jeff Yeates
NT	65	Don Smith
RE	75	Jeff Merrow
LOLB	56	Al Richardson
LILB	54	Fulton Kuykendall
RILB	50	Buddy Curry
ROLB	51	Jim Laughlin
LCB	22	Rolland Lawrence
RCB	37	Kenny Johnson
SS	36	Bob Glazebrook
FS	27	Tom Pridemore

#### Special Teams

P	6	John James
PK	4	Tim Mazzetti
PR	16	Reggie Smith
KR	16	Reggie Smith

## FALCONS USUAL STARTING LINEUPS

### 1981

<u>Offense</u>			<u>Defense</u>		
WR	89	Wallace Francis	LE	79	Jeff Yeates
LT	78	Mike Kenn	NT	65	Don Smith
LG	70	Dave Scott	RE	75	Jeff Merrow
C	57	Jeff Van Note	LOLB	56	Al Richardson
RG	68	R.C. Thielemann	LILB	54	Fulton Kuykendall
RT	66	Warren Bryant	RILB	50	Buddy Curry
TE	80	Junior Miller	ROLB	51	Jim Laughlin
WR	84	Alfred Jenkins	LCB	23	Bobby Butler
QB	10	Steve Bartkowski	RCB	37	Kenny Johnson
FB	31	William Andrews	SS	36	Bob Glazebrook
HB	21	Lynn Cain	FS	27	Tom Pridemore

#### Special Teams

P	6	John James
PK	18	Mick Luckhurst
PR	30	Scott Woerner
KR	16	Reggie Smith

### 1982

<u>Offense</u>			<u>Defense</u>		
WR	85	Alfred Jackson	LE	79	Jeff Yeates
LT	78	Mike Kenn	NT	65	Don Smith
LG	64	Pat Howell	RE	75	Jeff Merrow
C	57	Jeff Van Note	LOLB	56	Al Richardson
RG	68	R.C. Thielemann	LILB	54	Fulton Kuykendall
RT	66	Warren Bryant	RILB	50	Buddy Curry
TE	80	Junior Miller	ROLB	58	Joel Williams
WR	84	Alfred Jenkins	LCB	23	Bobby Butler
QB	10	Steve Bartkowski	RCB	37	Kenny Johnson
FB	31	William Andrews	SS	36	Bob Glazebrook
HB	21	Lynn Cain	FS	27	Tom Pridemore

#### Special Teams

P	3	Dave Smigelsky
PK	18	Mick Luckhurst
PR	81	Billy Johnson
KR	46	Reggie Brown

### 1983

<u>Offense</u>			<u>Defense</u>		
WR	82	Stacey Bailey	LE	79	Jeff Yeates
LT	78	Mike Kenn	LT	72	Andrew Provence
LG	68	R.C. Thielemann	RT	65	Don Smith
C	57	Jeff Van Note	RE	75	Jeff Merrow
RG	61	John Scully	LOLB	59	John Rade
RT	66	Warren Bryant	MLB	54	Fulton Kuykendall
TE	88	Arthur Cox	ROLB	50	Buddy Curry
WR	84	Alfred Jenkins	LCB	23	Bobby Butler
QB	10	Steve Bartkowski	RCB	37	Kenny Johnson
RB	31	William Andrews	SS	27	Tom Pridemore
H-B	33	Bo Robinson	FS	26	James Britt

#### Special Teams

P	1	Ralph Giacomarro
PK	18	Mick Luckhurst
PR	81	Billy Johnson
KR	22	Richard Williams

## FALCONS USUAL STARTING LINEUPS

### 1984

#### Offense

WR	82	Stacey Bailey
LT	78	Mike Kenn
LG	68	R.C. Thielemann
C	57	Jeff Van Note
RG	61	John Scully
RT	62	Brett Miller
TE	88	Arthur Cox
WR	85	Alfred Jackson
QB	10	Steve Bartkowski
RB	42	Gerald Riggs
H-B	87	Cliff Benson

#### Defense

LE	74	Mike Pitts
LT	73	Gary Burley
RT	77	Rick Bryan
RE	65	Don Smith
LOLB	58	David Frye
MLB	50	Buddy Curry
ROLB	56	Al Richardson
LCB	23	Bobby Butler
RCB	26	James Britt
SS	37	Kenny Johnson
FS	27	Tom Pridemore

#### Special Teams

P	1	Ralph Giacomarro
PK	18	Mick Luckhurst
PR	81	Billy Johnson
KR	41	Sylvester Stamps

### 1985

#### Offense

WR	82	Stacey Bailey
LT	78	Mike Kenn
LG	63	Jeff Kiewel
C	57	Jeff Van Note
RG	79	Bill Fralic
RT	62	Brett Miller
TE	88	Arthur Cox
WR	89	Charlie Brown
QB	16	Dave Archer
RB	42	Gerald Riggs
H-B	87	Cliff Benson

#### Defense

LE	77	Rick Bryan
LT	74	Mike Pitts
RT	69	Dan Benish
RE	76	Mike Gann
LOLB	59	John Rade
MLB	50	Buddy Curry
ROLB	56	Al Richardson
LCB	23	Bobby Butler
RCB	20	Wendell Cason
SS	25	Scott Case
FS	33	Tiger Greene

#### Special Teams

P	3	Rick Donnelley
PK	18	Mick Luckhurst
PR	85	Anthony Allen
KR	39	Cliff Austin

### 1986

#### Offense

WR	89	Charlie Brown
LT	78	Mike Kenn
LG	61	John Scully
C	55	Wayne Radloff
RG	79	Bill Fralic
RT	62	Brett Miller
TE	88	Arthur Cox
WR	86	Floyd Dixon
QB	16	Dave Archer
RB	42	Gerald Riggs
H-B	45	Ken Wisenhunt

#### Defense

LE	76	Mike Gann
NT	75	Tony Casillas
RE	77	Rick Bryan
LOLB	51	Reggie Wilkes
LILB	50	Buddy Curry
RILB	59	John Rade
ROLB	54	Joel Williams
LCB	23	Bobby Butler
RCB	25	Scott Case
SS	34	Robert Moore
FS	28	Bret Clark

#### Special Teams

P	3	Rick Donnelley
PK	18	Mick Luckhurst
PR	86	Floyd Dixon
KR	29	Sylvester Stamps

## FALCONS USUAL STARTING LINEUPS

### 1987

<u>Offense</u>		<u>Defense</u>			
WR	83	Aubrey Matthews	LE	76	Mike Gann
LT	78	Mike Kenn	NT	75	Tony Casillas
LG	61	John Scully	RE	77	Rick Bryan
C	55	Wayne Radloff	LOLB	51	Reggie Wilkes
RG	79	Bill Frahc	LILB	56	Joe Costello
RT	73	Leonard Mitchell	RILB	59	John Rade
TE	88	Arthur Cox	ROLB	54	Joel Williams
WR	86	Floyd Dixon	LCB	23	Bobby Butler
QB	10	Scott Campbell	RCB	25	Scott Case
RB	42	Gerald Riggs	SS	34	Robert Moore
H-B	45	Ken Wisenhunt	FS	41	Tim Gordon

#### Special Teams

P	3	Rick Donnelley
PK	18	Mick Luckhurst
PR	81	Billy Johnson
KR	29	Sylvester Stamps

### 1988

<u>Offense</u>		<u>Defense</u>			
WR	82	Stacey Bailey	LE	76	Mike Gann
LT	78	Mike Kenn	NT	75	Tony Casillas
LG	61	John Scully	RE	77	Rick Bryan
C	55	Wayne Radloff	LOLB	93	Aundray Bruce
RG	79	Bill Frahc	LILB	59	John Rade
RT	69	Houston Hoover	RILB	58	Jessie Tuggle
TE	45	Ken Wisenhunt	ROLB	99	Tim Green
WR	86	Floyd Dixon	LCB	23	Bobby Butler
QB	12	Chris Miller	RCB	25	Scott Case
RB	42	Gerald Riggs	SS	34	Robert Moore
RB	44	John Settle	FS	41	Tim Gordon

#### Special Teams

P	3	Rick Donnelley
PK	5	Greg Davis
PR	85	Lew Barnes
KR	20	Evan Cooper

### 1989

<u>Offense</u>		<u>Defense</u>			
WR	85	Shawn Collins	LE	76	Mike Gann
LT	78	Mike Kenn	NT	75	Tony Casillas
LG	74	Stan Clayton	RE	72	Ben Thomas
C	64	Jamie Dukes	LOLB	93	Aundray Bruce
RG	79	Bill Frahc	LILB	59	John Rade
RT	69	Houston Hoover	RILB	58	Jessie Tuggle
TE	80	Ron Heller	ROLB	99	Tim Green
WR	81	Michael Haynes	LCB	23	Bobby Butler
QB	12	Chris Miller	RCB	21	Deion Sanders
RB	38	Keith Jones	SS	20	Evan Cooper
RB	44	John Settle	FS	41	Tim Gordon

#### Special Teams

P	17	Scott Fulhage
PK	5	Greg Davis
PR	21	Deion Sanders
KR	21	Deion Sanders

## FALCONS USUAL STARTING LINEUPS

### 1990

#### Offense

WR	80	Andre Rison
LT	78	Mike Kenn
LG	69	Houston Hoover
C	64	Jamie Dukes
RG	79	Bill Fralic
RT	71	Chris Hinton
TE	87	Gary Wilkins
WR	81	Michael Haynes
QB	12	Chris Miller
RB	43	Tracy Johnson
RB	30	Mike Rozier

#### Defense

LE	76	Mike Gann
NT	74	Tory Epps
RE	99	Tim Green
LOLB	54	Robert Lyles
LILB	58	Jessie Tuggle
RILB	59	John Rade
ROLB	56	Darion Conner
LCB	22	Charles Dimry
RCB	21	Deion Sanders
SS	40	Brian Jordan
FS	25	Scott Case

#### Special Teams

P	17	Scott Fulhage
PK	5	Greg Davis
PR	21	Deion Sanders
KR	21	Deion Sanders

### 1991

#### Offense

WR	80	Andre Rison
WR	89	George Thomas
LT	78	Mike Kenn
LG	69	Houston Hoover
C	64	Jamie Dukes
RG	79	Bill Fralic
RT	75	Chris Hinton
WR	81	Michael Haynes
WR	35	Mike Pritchard
QB	12	Chris Miller
RB	41	Erric Pegram

#### Defense

LE	77	Rick Bryan
NT	67	Moe Gardner
RE	99	Tim Green
LOLB	54	Robert Lyles
LILB	59	John Rade
RILB	58	Jessie Tuggle
ROLB	56	Darion Conner
LCB	22	Tim McKyer
RCB	21	Deion Sanders
SS	40	Brian Jordan
FS	25	Scott Case

#### Special Teams

P	17	Scott Fulhage
PK	9	Norm Johnson
PR	21	Deion Sanders
KR	21	Deion Sanders

### 1992

#### Offense

WR	80	Andre Rison
WR	85	Drew Hill
LT	78	Mike Kenn
LG	69	Houston Hoover
C	64	Jamie Dukes
RG	79	Bill Fralic
RT	75	Chris Hinton
WR	35	Mike Pritchard
WR	81	Michael Haynes
QB	12	Chris Miller
RB	28	Tony Smith

#### Defense

LE	76	Mike Gann
NT	67	Moe Gardner
RE	99	Tim Green
LOLB	52	Ken Tippens
LILB	54	Jesse Solomon
RILB	58	Jessie Tuggle
ROLB	56	Darion Conner
LCB	22	Tim McKyer
RCB	21	Deion Sanders
SS	42	Jeff Donaldson
FS	25	Scott Case

#### Special Teams

P	17	Scott Fulhage
PK	9	Norm Johnson
PR	28	Tony Smith
KR	21	Deion Sanders

## FALCONS USUAL STARTING LINEUPS

### 1993

<u>Offense</u>			<u>Defense</u>		
WR	80	Andre Rison	LE	76	Mike Gann
WR	85	Drew Hill	LT	95	Pierce Holt
LT	78	Mike Kenn	RT	67	Moe Gardner
LG	66	Lincoln Kennedy	RE	92	Lester Archambeau
C	64	Jamie Dukes	LLB	54	Jesse Solomon
RG	75	Chris Hinton	MLB	58	Jessie Tuggle
RT	70	Bob Whitfield	RLB	56	Darion Conner
WR	35	Mike Pritchard	LCB	45	Darnell Walker
WR	81	Michael Haynes	RCB	21	Deion Sanders
QB	3	Bobby Hebert	SS	47	Roger Harper
RB	33	Erric Pegram	FS	25	Scott Case

#### Special Teams

P	5	Harold Alexander
PK	9	Norm Johnson
PR	28	Tony Smith
KR	28	Tony Smith

### 1994

<u>Offense</u>			<u>Defense</u>		
WR	80	Andre Rison	LE	90	Chuck Smith
WR	81	Terance Mathis	LT	95	Pierce Holt
LT	78	Mike Kenn	RT	67	Moe Gardner
LG	62	Dave Richards	RE	92	Lester Archambeau
C	65	Roman Fortin	OLB	57	Clay Matthews
RG	72	Mike Zandofsky	MLB	58	Jessie Tuggle
RT	70	Bob Whitfield	OLB	50	Ron George
WR	83	Ricky Sanders	LCB	27	Vinnie Clark
WR	87	Bert Emanuel	RCB	44	D.J. Johnson
QB	1	Jeff George	SS	36	Kevin Ross
RB	34	Craig Heyward	FS	47	Roger Harper

#### Special Teams

P	5	Harold Alexander
PK	9	Norm Johnson
PR	2	Clarence Verdin
KR	2	Clarence Verdin

### 1995

<u>Offense</u>			<u>Defense</u>		
WR	89	J.J. Birden	LE	90	Chuck Smith
WR	81	Terance Mathis	LT	95	Pierce Holt
LT	70	Bob Whitfield	RT	67	Moe Gardner
LG	61	Robbie Tobeck	RE	56	Chris Doleman
C	65	Roman Fortin	OLB	57	Clay Matthews
RG	72	Mike Zandofsky	MLB	58	Jessie Tuggle
RT	62	Dave Richards	OLB	99	Darryl Talley
WR	21	Eric Metcalf	LCB	45	Darnell Walker
WR	87	Bert Emanuel	RCB	44	D.J. Johnson
QB	1	Jeff George	SS	36	Kevin Ross
RB	34	Craig Heyward	FS	47	Roger Harper

#### Special Teams

P	4	Dan Stryzinski
PK	5	Morten Andersen
PR	21	Eric Metcalf
KR	85	Roell Preston

## FALCONS USUAL STARTING LINEUPS

### 1996

<u>Offense</u>			<u>Defense</u>		
WR	89	J.J. Birden	LE	92	Lester Archambeau
WR	81	Terance Mathis	LT	98	Travis Hall
LT	70	Bob Whitfield	RT	67	Moe Gardner
LG	61	Robbie Tobeck	RE	90	Chuck Smith
C	65	Roman Fortin	OLB	97	Cornelius Bennett
RG	72	Mike Zandofsky	MLB	58	Jessie Tuggle
RT	76	Antoine Davis	OLB	50	Ron George
WR	21	Eric Metcalf	LCB	28	Lenny McGill
WR	87	Bert Emanuel	RCB	45	Darnell Walker
QB	3	Bobby Hebert	SS	25	Devin Bush
RB	32	Jamal Anderson	FS	24	Patrick Bates

#### Special Teams

P	4	Dan Stryzinski
PK	5	Morten Andersen
PR	21	Eric Metcalf
KR	21	Eric Metcalf

### 1997

<u>Offense</u>			<u>Defense</u>		
WR	81	Terance Mathis	LE	92	Lester Archambeau
LT	70	Bob Whitfield	LT	98	Travis Hall
LG	61	Robbie Tobeck	RT	93	Dan Owens
C	68	Calvin Collins	RE	90	Chuck Smith
RG	69	Gene Williams	OLB	97	Cornelius Bennett
RT	77	Matt Willig	MLB	58	Jessie Tuggle
TE	88	O.J. Santiago	OLB	94	Henri Crockett
WR	87	Bert Emanuel	LCB	34	Ray Buchanan
QB	12	Chris Chandler	RCB	23	Ronnie Bradford
RB	44	Bob Christian	SS	35	William White
RB	32	Jamal Anderson	FS	25	Devin Bush

#### Special Teams

P	4	Dan Stryzinski
PK	5	Morten Andersen
PR	89	Todd Kinchen
KR	24	Byron Hanspard

### 1998

<u>Offense</u>			<u>Defense</u>		
WR	80	Tony Martin	LE	92	Lester Archambeau
LT	70	Bob Whitfield	LT	98	Travis Hall
LG	68	Calvin Collins	RT	75	Shane Dronett
C	61	Robbie Tobeck	RE	90	Chuck Smith
RG	69	Gene Williams	OLB	94	Cornelius Bennett
RT	74	Ephraim Salaam	MLB	58	Jessie Tuggle
TE	88	O.J. Santiago	OLB	56	Henri Crockett
WR	81	Terance Mathis	LCB	34	Ray Buchanan
QB	12	Chris Chandler	RCB	23	Ronnie Bradford
RB	44	Bob Christian	SS	35	William White
RB	28	Jamal Anderson	FS	41	Eugene Robinson

#### Special Teams

P	4	Dan Stryzinski
PK	5	Morten Andersen
PR	83	Tim Dwight
KR	83	Tim Dwight

## FALCONS USUAL STARTING LINEUPS

### 1999

#### Offense

WR	83	Tim Dwight
LT	70	Bob Whitfield
LG	64	Bob Hallen
C	61	Robbie Tobeck
RG	68	Calvin Collins
RT	74	Ephraim Salaam
TE	88	O.J. Santiago
WR	81	Terance Mathis
QB	12	Chris Chandler
RB	44	Bob Christian
RB	28	Ken Oxendine


#### Defense

LE	92	Lester Archambeau
LT	98	Travis Hall
RT	75	Shane Dronett
RE	90	Chuck Smith
OLB	94	Henri Crockett
MLB	58	Jessie Tuggle
OLB	56	Keith Brooking
LCB	34	Ray Buchanan
RCB	23	Ronnie Bradford
SS	25	Marty Carter
FS	41	Eugene Robinson

#### Special Teams

P	4	Dan Stryzinski
PK	5	Morten Andersen
PR	33	Winslow Oliver
KR	83	Tim Dwight





CLUB RECORDS

# Team Records

Total Regular Season Games Played: .....	512
Regular Season Record: .....	210-306-5 (34 seasons), home - (123-132-2), away - (78-174-3)
Playoff Games Played: .....	10 (3 home, 6 away, 1 neutral)
Playoff Record: .....	4-6 (2-1 home, 2-4 away, 0-1 neutral)
Most Games Won, Season: .....	16 in 1998 (14 regular - 2 play.)
.....	12 in 1980 (all regular)
.....	11 in 1991 (10 reg. - 1 play.)
Best Winning Percentage, Overall Season: .....	.842 in 1998 (16-3)
.....	.706 in 1980 (12-5)
Best Winning Percentage, Regular Season: .....	.875 in 1998 (14-2)
Fewest Games Won, Season: .....	1 in 1967 (.077-1-12-1)
Playoff Berths: .....	6 1978, 1980, 1982, 1991, 1995, 1998
Division Titles: .....	2 1980, 1998
Conference Championships .....	1 1998

## CONSECUTIVES

### Most Consecutive Wins

9 (1998-present)...9 (1980)...7 (1973)...6 (Last 2, 1985 — 1st 4, 1986)

### Most Consecutive Home Wins

11 (3 in 1997, 8 in 1998)...7 (5 in 1980, 2 in '81)...7 (1978)

### Most Consecutive Road Wins

6 (1980)...4 (1973)...4 (1998)

### Most Consecutive Losses

11 (Last 7, 1967 — 1st 4, 1968)...9 (1st 9 played, 1984)...8 (1st 8 played, 1996)

## ATTENDANCE

### Home Season, Total Sold (10 games)

703,423 (1992)...629,595 (1993)...607,490 (1981)...602,409 (1994)...595,268 (1980)

### Actual Attendance (10 games)

635,660 (1992)...557,537 (1993)...545,884 (1994)...524,132 (1981)

### Regular Season, Sold (8 games)

564,118 (1992)...513,668 (1993)...504,212 (1994)

### Regular Season, Actual (8 games)

506,261 (1992)...458,509 (1994)...456,631 (1993)

### Largest Attendance, Game

**Home:** 70,262 (1-9-99 vs. S.F.)  
70,089 (10-29-95 vs. Dallas)  
69,828 (11-15-98 vs. S.F.)  
69,754 (12-27-98 vs. Miami)  
69,555 (9-12-99 vs. Min.)  
68,466 (11-7-99 vs. Jack.)  
67,404 (11-9-92 vs. S.F.)  
67,357 (9-18-94 vs. K.C.)  
67,337 (11-21-93 vs. Dallas)  
67,328 (9-20-92 vs. NO)  
67,298 (10-16-94 vs. S.F.)  
67,036 (12-21-92 vs. Dallas)

**Away:** 83,437 (11-26-67 at NO, Tulane Stadium)

### Consecutive Sellouts, Home

28 1971-74

## LARGEST MARGIN OF VICTORY

55 at NO, 62-7, (9-16-73)  
41 at SD, 41-0, (10-21-73)  
40 Chicago, 46-6, (10-14-73)  
36 TB, 43-7, (11-17-91)  
35 NO, 35-0, (12-12-82)  
34 NE, 34-0, (11-29-92)  
32 Houston, 42-10, (9-23-84)  
31 at NE, 41-10, (11-8-98)  
31 at NO, 41-10, (11-1-81)  
28 vs. Car, 51-23, (10-4-98)  
28 NO, 45-17, (12-7-69)  
28 Rams, 31-3, (10-1-72)  
28 at TB, 35-7, (12-13-92)

## LARGEST MARGIN OF LOSSES

59 at Rams, 0-59, (12-4-76)  
44 at Balt, 0-44, (12-1-68)  
43 at St. Louis, 16-59, (11-10-96)  
42 Balt, 7-49, (11-12-67)  
42 at SF, 3-45, (11-12-89)  
40 at Minn, 7-47, (9-14-68)  
39 vs. SF, 3-42, (10-16-94)  
39 at Wash, 17-56, (11-10-91)  
39 at SF, 17-56, (10-18-92)  
38 at Minn, 0-38, (11-9-75)  
38 at TB, 10-48, (9-13-87)  
38 NO, 0-38, (11-1-87)  
38 SF, 3-41, (11-9-92)

## BIGGEST COMEBACKS

21 at Jets (10-23-83), Down 21-0, Won 27-21  
21 G.B. (11-27-83), Down 21-0, Won 47-41-OT  
18 at St. Louis (11-9-80), Down 24-6, Won 33-27-OT  
17 vs. S.F. (12-11-93), Down 24-7, Won 27-24  
17 at G.B. (9-13-81), Down 17-0, Won 31-17  
17 L.A. Rams (10-18-87), Down 17-0, Won 24-20  
14 Indianapolis (12-6-98), Down 21-7, Won 28-21  
14 L.A. Rams (10-14-93), Down 17-3, Won 30-24  
14 New Orleans (10-31-76), Down 14-0, Won 23-20  
14 N.Y. Giants (10-1-78), Down 14-0, Won 23-20  
14 at New Orleans (11-12-78), Down 17-3, Won 20-17  
14 at Buffalo (11-2-80), Down 14-0, Won 30-14  
14 St. Louis (10-18-81), Down 14-0, Won 41-20  
14 Minnesota (11-23-81), Down 21-7, Won 31-30  
14 L.A. Rams (11-21-82), Down 14-0, Won 34-17  
14 S.F. 49ers (11-20-83), Down 14-0, Won 28-24  
14 Green Bay (12-1-91), Down 21-7, Won 35-31

## TEAM RECORDS

### LONGEST GAME PLAYED

4:23 San Francisco (10-6-85)

### SHORTEST GAME PLAYED

2:16 at New England (9-24-72)

### SCORING

#### **Most Points, Season**

442 (1998)...426 (1981)...405 (1980)...370 (1983)

#### **Most Points, Game**

62 at New Orleans (7), 9-16-73  
51 vs. Carolina (23), 10-4-98  
48 vs. Chicago (31), 11-16-69  
47 vs. Green Bay (41), OT, 11-27-83  
47 vs. Houston (27), 9-9-90

#### **Most Points, First Half**

34 vs. Detroit, 10-5-80  
33 vs. Tampa Bay, 11-17-91

#### **Most Points, Second Half**

38 at New Orleans, 9-16-73

#### **Most Points, One Quarter**

33 vs. Tampa Bay, 11-17-91 (2nd Qtr)  
31 at Green Bay, 9-13-81 (4th Qtr)

#### **Most Points, Each Quarter**

1st: 21 vs. Miami, 12-27-98  
21 vs. Houston, 9-23-84  
21 vs. Houston, 9-9-90

2nd: 33 vs. Tampa Bay, 11-17-91  
24 at New Orleans, 9-16-73  
24 vs. Washington, 12-17-89

3rd: 24 at New Orleans, 10-19-80

4th: 31 at Green Bay, 9-13-81

#### **Most Points, Both Teams, Game**

90 Falcons (33) vs. Steelers (57), 12-18-66 (H)  
88 Falcons (47) vs. Packers (41), 11-27-83 (H)  
80 Falcons (35) vs. 49ers (45), 10-14-90 (H)  
79 Falcons (48) vs. Bears (31), 11-16-69 (H)  
79 Falcons (38) vs. Lions (41), 10-3-71 (A)

#### **Most Points, Both Teams, By Quarter**

1st: 34 Falcons (13) – Raiders (21), 11-30-75 (A)  
2nd: 41 Falcons (20) – Saints (21), 9-2-79 (A)  
3rd: 35 Falcons (14) – Steelers (17), 12-18-66 (H)  
4th: 34 Falcons (21) – 49ers (13), 11-15-98 (H)

#### **Most Touchdowns, Season**

53 (1998)...52 (1981)...50 (1980)...46 (1983)

#### **Most Touchdowns, Game**

8 at New Orleans, 9-16-73  
6 vs. Carolina, 10-4-98  
6 vs. Chicago, 11-16-69  
6 vs. New Orleans, 12-7-69  
6 vs. Houston, 9-23-84

#### **Most Touchdowns, Both Teams, Game**

12 Atlanta (5) vs. Pittsburgh (7), 12-18-66 (H)

#### **Most PAT's, Season**

51 (1998)...51 (1981)...46 (1980)...43 (1983)

#### **Most PAT's, Game**

8 at New Orleans, 9-16-73...6 Four times

#### **Most PAT's, Both Teams**

11 Atlanta (5) vs. SF (6), 10-14-90  
10 Atlanta (6) vs. Bears (4), 11-16-69  
10 Atlanta (5) at Packers (5), 11-27-83  
10 Atlanta (5) at Lions (5), 10-3-71

#### **Most Two-Point Conversions, Season**

3 in 1995 (3-for-8)...3 in 1994 (3-for-4)

#### **Most FG's, Season**

33 in 1995 (40 att.)...26 in 1993 (27 att.)  
26 in 1973 (38 att.)...24 in 1985 (31 att.)  
23 in 1998 (28 att.)...23 in 1997 (27 att.)  
23 in 1989 (32 att.)...23 in 1986 (36 att.)  
22 in 1996 (29 att.)

#### **Most FG's Made, Game**

6 at NO, 11-13-94  
5 at Dallas, 10-20-96  
5 vs. New England, 10-1-95  
5 vs. L.A. Rams, 11-4-73  
5 vs. L.A. Rams, 10-30-78

#### **Most FG's Made, Both Teams**

8 Atlanta (6) at NO (2), 11-13-94 (A)  
7 Atlanta (2) at Car (5), 9-1-96 (A)  
7 Atlanta (1) at S.F. (6), 9-29-96 (A)  
7 Atlanta (5) vs. L.A. Rams (2), 11-4-73 (H)  
7 Atlanta (1) vs. St. Louis (6), 12-9-73 (H)

#### **Most FG's Attempted, Game**

6 at NO, 11-13-94 (6 made)  
6 vs. SF, 10-7-73, (3 made)

#### **Most FG's Attempted, Both Teams**

10 Atlanta (3) vs. St. Louis (7), 12-11-66 (H)

#### **Most Consecutive Games Scored In**

114 (1978-86)...107 (1993-present)..  
77 (1988-93)

### FIRST DOWNS

#### **Most First Downs, Season**

336 (1980)...325 (1983)...319 (1998)...318 (1981)

#### **Most First Downs, Game**

35 vs. New Orleans, 1979  
34 vs. St. Louis (Cardinals), 1980  
32 vs. New Orleans, 1973

#### **Most First Downs, Both Teams**

59 Atlanta (35) at NO (24), 9-2-79

#### **Most First Downs, Rushing, Season**

149 (1985)...149 (1986)...145 (1980)

#### **Most First Downs, Rushing, Game**

19 vs. NO, 10-24-71

#### **Most First Downs, Passing, Season**

218 (1994)...216 (1995)...203 (1996)...194 (1992)...190 (1983)...179 (1999)...176 (1981)...175 (1998)...173 (1989)...168 (1997, '90)

#### **Most First Downs, Passing, Game**

22 vs. Detroit, 11-5-95  
21 at St. Louis Cardinals, 11-9-80  
20 vs. L.A. Rams, 9-11-94

#### **Most First Downs, Penalty, Season**

37 (1998)...31 (1978)...27 (1979)...26 (1981)...  
26 (1999)

#### **Most First Downs, Penalty, Game**

7 at Cleveland, 9-27-81

### TOTAL YARDS

#### **Most Net Yards Gained, Season**

5,661 (1981), 5,650 (1980), 5,628 (1983)

#### **Most Yards Gained, Game**

563 vs. St. Louis, (209-R, 354-P), 11-9-80 (A)  
552 vs. NO, (257-R, 295-P), 9-2-79 (A)

#### **Most Yards Gained, Game, Both Teams**

1,061 Atlanta (552) at NO (509), 9-2-79

#### **Most Total Plays, Season**

1,144 (1981), 1,090 (1985), 1,086 (1986)

## TEAM RECORDS

### RUSHING

- Most Yards Gained, Season**  
2,524 (1986), 2,466 (1985), 2,406 (1980)
- Most Yards Gained, Game**  
297 vs. L.A. Rams, 10-1-72
- Most Yards Gained, Both Teams, Game**  
476 Atl. (169) vs. Wash (307), 11-3-85
- Most Rushing Attempts, Season**  
582 (1977)...578 (1986)...559 (1980)...559 (1985)
- Most Rushing Attempts, Game**  
58 at Tampa Bay, 11-27-77
- Most Rushing Att. Both Teams, Game**  
105 Atl. (43) at Raiders (62), 11-30-75
- Best Rushing Average, Season**  
4.523 (1969), 4.520 (1983), 4.441 (1996), 4.411 (1985)
- Most TD's Rushing, Season**  
18 (1998), 18 (1973), 17 (1983), 16 (1984), 16 (1972)
- Most TD's Rushing, Game**  
5 at San Diego, 10-21-73

### PASSING

- Most Net Yards Passing, Season**  
4,186 (1995)...4,112 (1994)...3,700 (1981)...  
3,655 (1996)...3,635 (1992)...3,520 (1993)...  
3,514 (1989)...3,461 (1990)...3,449 (1991)
- Most Net Yards Passing, Game**  
416 vs. Pittsburgh, 11-15-81
- Most Net Yds Passing, Both Teams, Game**  
807 Atlanta (365) vs. SF (442), 10-14-90  
722 Atl. (378) at Cards (344), 11-9-80  
722 Atl. (346) vs. Wash (376), 12-17-89
- Most Passing Attempts, Season**  
629 (1994)...603 (1995)...600 (1996)...578 (1989)...573 (1993)...563 (1981)...548 (1992)...528 (1990)...509 (1999)...507 (1983)...501...(1987)... 500...(1991)
- Most Passing Attempts, Game**  
66 vs. Detroit (37 comp), 12-24-89  
56 at Carolina (31 comp), 12-17-95  
56 vs. L.A. Raiders (34 comp), 9-19-82
- Most Passing Att. Both Teams, Game**  
102 Atlanta (45) vs. SF (57), 10-6-85
- Most Passes Completed, Season**  
374 in 1994 (629 att)...366 in 1992 (548 att)...  
364 in 1995 (603 att)...356 in 1996 (600 att)...  
334 in 1993 (573 att)...321 in 1983 (507 att)...  
312 in 1989 (578 att)...311 in 1981 (563 att)...
- Most Passes Completed, Game**  
37 vs. Detroit (66 att), 12-24-89  
34 vs. L.A. Raiders (56 att), 9-19-82  
34 vs. Dallas (46 att), 12-21-92  
33 vs. Philly (49 att), 9-22-96
- Most Passes Comp. Both Teams, Game**  
68 Atlanta (31) vs. SF (37), 10-6-85
- Best Completion Percentage, Season**  
64.0 (1982), 63.3 (1983), 61.5 (1984), 61.3 (1992)

### Most TD Passes, Season

- 33 (1992)...31 (1980)...30 (1991, '81)...28 (1998)...28 (1993)...26 (1997, '96, '95)...25 (1994)...24 (1983)
- Most TD Passes, Game**  
5 at Tampa Bay, 12-13-92
- Most TD Passes, Both Teams, Game**  
10 Atlanta (4) vs. SF (6), 10-14-90  
8 Atlanta (2) at Wash (6), 11-10-91  
7 Atlanta (4) at Carolina (3), 11-28-99  
7 Atlanta (3) at Cincy (4), 11-24-96  
7 Atlanta (3) at Arizona (4), 11-26-95  
7 Atlanta (3) vs. TB (4), 10-31-93  
7 Atlanta (4) at Chicago (3), 9-27-92  
7 Atlanta (2) vs. Pitt (5), 11-15-81  
7 Atlanta (3) at Pitt (4), 11-3-68  
7 Atlanta (1 ) vs. Clev (6), 10-30-66
- Most Passes Had Intercepted, Season**  
32 in 1987 (501 att.)...31 in 1974 (355 att.)...  
30 in 1996 (600 att.)...29 in 1975 (388 att.)...  
26 in 1977 (297 att.)...25 in 1994 (629 att.)...  
25 in 1993 (573 att.)
- Most Passes Had Intercepted, Game**  
6 vs. St. Louis Rams, 12-15-96  
6 at Houston, 12-5-93  
6 vs. L.A. Rams, 10-1-72
- Most Passes Had Int, Both Teams, Game**  
8 Atlanta (3) vs. Denver (5), 11-23-75  
7 Atlanta (6) vs. St. Louis (1), 12-15-96
- Fewest Passes, Intercepted, Season**  
10 in 1983 (507 att.)...11 in 1997 (484 att.)...  
11 in 1982 (275 att.)...12 in 1995 (603 att.)...  
12 in 1989 (578 att.)...12 in 1973 (320 att.)...  
12 in 1969 (282 att.)
- Most Times Passer Thrown For Loss, Season**  
70 in 1968 (527 yds.)...69 in 1985 (531 yds.)  
67 in 1984 (496 yds.)
- Most Times Passer Thrown For Loss, Game**  
11 at Cleveland, 11-18-84  
11 at St. Louis, 11-23-68
- Most Times Passer Thrown for Loss, Game, Both Teams**  
17 Atlanta (8) vs. Phil (9), 12-14-84  
15 Atlanta (10) at N.O. (5), 10-12-97
- Fewest Times Passer Thrown For Loss, Season**  
25 in 1982 (219 att.)...31 in 1991 (500 att.)  
31 in 1971 (239 att.)...32 in 1975 (294 att.)
- Fewest Sacks Per Play, Season**  
1 per 17.1 plays, 1997, 1994  
1 per 16.1 plays, 1991  
1 per 15.2 plays, 1981

### PUNTING

- Highest Punting Average, Season**  
44.32 (1968)...43.69 (1967)...43.3 (1966)...43.25 (1993)
- Most Punts, Season**  
110 (1978)...106 (1977)...101 (1976)
- Most Punts, Game**  
12 vs. Washington, 12-10-78

## TEAM RECORDS

### PUNT RETURNS

#### Highest Punt Return Average, Season

12.5 (1974)...11.6 (1999)...11.4 (1982)...10.7 (1989)...10.6 (1983)

#### Most Punt Returns, Season

60 (1976)...53 (1980)...52 (1997)...51 (1974)...51 (1977)

#### Most Punt Returns, Game

8 vs. Chicago, 10-13-74  
8 at San Francisco, 10-23-76

#### Most Yards Gained, Season

635 (1974)...536 (1980)...489 (1983)...483 (1997)

#### Most Yards Gained, Game

137 vs. New Orleans, 10-25-70

#### Most TD Returns, Season

2 in 1970, 1999

#### Most TD Returns, Game

1 Eight Times, Most Recent,  
vs. San Francisco, 1-3-00

### KICKOFF RETURNS

#### Highest Kickoff Return Average, Season

25.15 (1998)...25.03 (1971)...23.94 (1992)...23.64 (1993)...23.49 (1997)

#### Most Kickoff Returns, Season

87 (1996)...82 (1966)...76 (1999)...75 (1994)...73 (1979)...72 (1985)...70 (1995)

#### Most Kickoff Returns, Game

10 vs. Pittsburgh, 12-18-66  
9 at San Francisco, 12-4-94  
9 at Washington, 11-10-91

#### Most Yards Gained, Season

1,825 (1996)...1,737 (1966)...1,700 (1987)...1,627 (1994)...1,532 (1992)...1,509 (1989)...1,506 (1995)...1,477 (1971)...1,477 (1967)

#### Most Yards Gained, Game

249 vs. Pittsburgh, 9-27-93  
214 at Houston, 10-25-87  
209 vs. Pittsburgh, 12-18-66  
206 vs. New Orleans, 12-11-94  
190 at New Orleans, 12-3-92

#### Most TD Returns, Season

2 (1997, '92)...1 in 1967, 69, 78, 85, 87, 90, 91, 93, 98

### TURNOVERS/TAKEAWAYS

#### Most Fumbles Had, Season

42 (1972)...42 (1978)...39 three times

#### Most Fumbles Lost, Season

24 (1974)...21 (1973, '76, '84)

#### Most Fumbles Had, Game

7 at L.A. Rams, 9-28-69

#### Most Fumbles Had, Game, Both Teams

11 at Det., 8-31-97 (Lions 6, Falcons 5)

#### Most Fumbles Lost, Game

5 at New Orleans, 10-15-72  
5 at New Orleans, 10-10-76

#### Most Turnovers, Season

55 in 1974 (24 Fum., 31 int.)  
49 in 1987 (17 Fum., 32 int.)  
48 in 1975 (19 Fum., 29 int.)  
45 in 1976 (21 Fum., 24 int.)

#### Most Takeaways, Season

48 (1977)...47 (1969)...46 (1981)

#### Most Interceptions, Season

26 (1977)...26 (1980)...25 (1975, '81, '94)...24 (1988)

#### Biggest Turnover Differential, Season

+23 in 1977 (48 Take, 25 Turn)  
+20 in 1998 (44 Take, 24 Turn)  
+16 in 1980 (42 Take, 26 Turn)  
+16 in 1969 (47 Take, 31 Turn)  
+9 in 1995 (30 Take, 21 Turn)

#### Biggest Turnover Deficit, Season

-26 in 1974 (29 Take, 55 Turn)  
-22 in 1987 (27 Take, 49 Turn)  
-18 in 1996 (23 Take, 41 Turn)  
-18 in 1993 (24 Take, 42 Turn)

### QUARTERBACK SACKS MADE

#### Most Sacks, Season

55 (1997)...47 (1978)...46 (1980)...42 (1977, '85)

#### Most Sack Yardage, Season

425 (1978)...396 (1980)...391 (1977)...389 (1989)...344 (1997)

#### Most Sacks, Game

10 at N.O. (10-12-97)...9 vs. Carolina (9-3-95)  
9 vs. N.Y. Giants (10-2-77)

### OPPONENT FUMBLES/RECOVERIES

#### Most Fumbles, Season

45 (1978)...43 (1981)...37 (1998)...37 (1969)

#### Most Recoveries, Season

28 (1969)...25 (1998)...25 (1978)...22 (1977)...22 (1976)

#### Most Fumbles, Game

6 at Det., 8-31-97...5 Seven Times

### PENALTIES

#### Most Penalties, Season

130 in 1978 (1,083 yds.)  
125 in 1985 (1,149 yds.)  
125 in 1984 (1,011 yds.)  
125 in 1990 (1,004 yds.)

#### Most Penalties, Game

17 at San Francisco, 11-5-78  
16 at Cleveland, 11-8-87  
16 vs. Houston, 9-9-90

#### Fewest Penalties, Season

63 in 1969 (601 yds.)...63 in 1968 (659 yds.)...65 in 1973 (593 yds)

#### Fewest Penalties, Game

1 - 11 Times — Most Recent at G.B., 12-18-94

#### Most Yards, Penalties, Game

153 vs. Green Bay, 12-26-72 (16 penalties)

### INTERCEPTIONS

#### Most Interceptions, Season

26 (1980)...26 (1977)...25 (1981)...25 (1975)...24 (1988)...22 (1994)...22 (1986)...22 (1985)...22 (1973)...20 (1989)...20 (1971)

### TIME OF POSSESSION

#### Largest Advantage, Game (regulation)

Atl (43:21) vs. Rams (16:39), 11-17-85  
Atl (42:39) vs. S.F. (17:21), 12-19-82  
Atl (41:22) at Dallas (18:38), 10-20-96  
Atl (41:15) at N.O. (18:45), 11-22-85  
Atl (40:49) vs. T.B. (19:11), 11-4-79

# Defensive Bests

## POINTS

### *Fewest Points Allowed, Season*

129 in 1977

### *Fewest Points Allowed, Game*

0 - 10 Times—Most Recent  
at L.A. Rams, Nov. 14, 1993

### *Fewest TD's Allowed, Season*

15 in 1977

## FIRST DOWNS

### *Fewest First Downs, Season*

170 (1982)...192 in 1977

### *Fewest First Downs, Game*

7 vs. G.B., 11-22-71...7 vs. Green Bay, 11-22-74

### *Fewest First Downs, Rushing, Season*

66 in 1982

### *Fewest First Downs, Rushing, Game*

1 - 5 Times - Most Recent  
at N.E., Nov. 8, 1998

### *Fewest First Downs, Passing, Season*

76 in 1977

### *Fewest First Downs, Passing, Game*

0 at L.A. Rams, 9-23-73

## PASSING

### *Fewest Net Yards Allowed, Season*

1,384 in 1977

### *Fewest Net Yards Allowed, Game*

9 vs. St. Louis, 12-9-73

15 vs. New England, 11-29-92

### *Fewest Passing Attempts, Game*

8 vs. Green Bay (3 Comp.), 11-22-71

### *Fewest Passes Completed, Game*

2 vs. St. Louis (10 Att.), 12-9-73

### *Fewest TDs Allowed, Passing, Season*

9 in 1971...9 in 1977

## YARDS

### *Fewest Net Yards Allowed, Season*

2,848 (1982)...3,242 (1977)

### *Fewest Net Yards Allowed, Game*

78 vs. Tampa Bay (62-R, 16-P), 11-27-77

### *Fewest Yds Rushing Per Att, Season*

3.2 in 1998

### *Fewest Yards Allowed, Rushing, Season*

1,044 (1982)...1,357 (1990)...1,477

(1998)...1,547 (1995)...1,630 (1980)

### *Fewest Yards Allowed, Rushing, Game*

18 at New England (14 att), 11-8-98

29 vs. Houston (12 att), 9-9-90

32 vs. TB (16 att), 10-9-94

33 vs. Seattle (12 att), 12-15-91

34 vs. Dallas (16 att), 11-17-96

38 vs. Miami (19 att), 12-27-98

38 at Washington (19 att), 12-19-93

39 vs. Phoenix (17 att), 11-15-92

40 vs. St. Louis (14 att), 11-1-98

45 at St. Louis (20 att), 11-29-98

45 at Carolina (24 att), 12-17-95

### *Fewest Rushing, Attempts, Game*

11 at Detroit, 9-19-83 (34 yards)

11 at Tampa Bay, 12-2-90 (40 yards)

11 vs. Buffalo, 12-18-83 (45 yards)

### *Fewest TD's Allowed, Rushing, Season*

5 in 1977



# Club Records - The Fewest

## POINTS

### *Fewest Points Scored, Season*

111 (1974)...170 (1968)...172 (1976)

### *Fewest Points Scored, Game*

0 - 18 Times — Most Recent 10-3-93 at Chi.

### *Fewest Points Scored, Game, Both Teams*

3 Atlanta (0) at Buffalo (3), 10-16-77

6 Atlanta (0) at Chicago (6), 10-3-93

7 Atlanta (7) vs. SF (0), 10-9-77

### *Fewest Touchdowns, Season*

12 (1974)...20 (1968)...20 (1976)...20 in 1977

### *Fewest PAT's, Season*

12 (1974)...17 (1968)...19 (1976)

### *Fewest FG's, Season*

4 (1974)...7 (1967)...9 (1966, '70, '74)

### *Fewest First Downs, Season*

178 (1968, '74)

### *Fewest First Downs, Game*

2 at L.A. Rams, 9-23-73

### *Fewest First Downs, Game, Both Teams*

14 Atlanta (5) vs. Minn (9), 12-21-69

### *Fewest First Downs, Rushing, Season*

63 (1994)...65 (1992)

### *Fewest First Downs, Rushing, Game*

0 Five Times, Last at SF, 9-10-95

### *Fewest First Downs, Passing, Season*

80 in 1977

### *Fewest First Downs, Passing, Game*

0 at Chicago, 11-24-85

### *Fewest First Downs, Penalty, Season*

9 in 1968

## TOTAL YARDS

### *Fewest Net Yards Gained, Season*

2,800 in 1974

### *Fewest Net Yards Gained, Game*

44 at S.F., 10-23-76 (83 run, - 39 pass)

### *Fewest Net Yards Gained, Both Teams*

252 Atlanta (155) at SF (97), 11-6-77

## RUSHING

### *Fewest Yards Gained, Season*

1,155 (1989)...1,179 (1982)...1,196 (1999)...

1,249 (1994)...1,270 (1992)...1,303 (1967)

### *Fewest Yards Gained, Game*

19 vs. L.A. Rams, 12-1-74

21 at Detroit, 9-5-93

25 at San Francisco, 9-10-95

### *Fewest Yds Gained, Both Teams, Game*

79 Atlanta (29) vs. S.F. (50), 10-14-90 (H)

### *Fewest Rushing Attempts, Season*

309 (1982)...318 (1989)...322 (1992)...329

(1986)...330 (1994)...337 (1995)...333

(1987)...344 (1967)

### *Fewest Rushing Attempts, Game*

8 at Detroit, 9-5-93... 9 at Chicago, 9-27-92

10 vs. Dallas, 12-21-92...11 vs. Jacksonville,

11-7-99...11 at S.F., 9-10-95...12 at San

Francisco, 1-12-99...12 at S.F., 12-4-94...

12 at Wash, 9-13-92

### *Fewest Rushing Att. Both Teams, Game*

34 Atlanta (15) vs. S.F. (19), 12-24-95

35 Atlanta (12) at Houston (23), 12-5-93

## PASSING

### *Fewest Net Yards, Season*

1,307 in 1974

### *Fewest Net Yards, Game*

(-39) at San Francisco, 10-23-76

### *Fewest Net Yards Both Teams, Game*

37 Atlanta (-39) at SF (76), 10-23-76

### *Fewest Passes Attempted, Season*

275 in 1982 (176 Comp.)

282 in 1969 (149 Comp.)

### *Fewest Passes Attempted, Game*

9 at Chicago, 9-17-72...9 vs. L.A. Rams, 10-1-72

9 at L.A. Rams, 9-23-73

### *Fewest Passes Att. Both Teams, Game*

21 Atlanta (9) at Chicago (12), 9-17-83

### *Fewest Passes Intercepted, Season*

10 in 1983 (507 att.)

### *Fewest Passes Completed, Season*

140 in 1977 (297 att.)

### *Fewest Passes Completed, Game*

2 vs. L.A. Rams, 10-1-72...2 at L.A. Rams, 9-23-73

### *Fewest Passes Comp., Both Teams, Game*

10 Atlanta (6) vs. Minn. (4), 12-21-69

10 Atlanta (6) vs. Chicago (4), 9-17-72

10 Atlanta (8) vs. St. Louis (2), 12-9-73

### *Fewest Touchdown Passes, Season*

4 in 1974

### *Fewest Sacks Allowed, Season*

25 (1982)...31 (1971)...31 in 1991

## INTERCEPTIONS

### *Fewest INT's, Season*

6 - 1996 (NFL Record)

10 - 1982 (Strike season)

11 - 1992

12 - 1999, '84, '78

13 - 1993

14 - 1968

15 - 1987, '83, '79

## PUNTING

### *Fewest Punts, Season*

43 (1982)...60 (1971)

### *Fewest Punts, Game*

1 Five times, Last Time vs. Miami

Dec. 27, 1998

## PENALTIES

### *Fewest Penalties, Season*

63 in 1968 (659 yards)...63 in 1969 (601 yards)

### *Fewest Penalties, Game*

1 - 10 Times — Most recent

Oct. 14, 1993 vs. L.A. Rams (H)

### *Fewest Yards Penalties, Season*

593 in 1973 (65 penalties)

## FUMBLES

### *Fewest Fumbles, Season*

14 (1982)...19 (1991)...20 (1967)...21 (1995)

### *Fewest Fumbles Lost, Season*

9 (1998)...9 (1995)...9 (1980)...9 (1977)

# Opponents Team Records

## **Most Points Scored**

59, Rams (at St. Louis), 11-10-96  
59, Rams (at L.A.), 12-4-76

## **Points By Quarters**

**1st:** 28, Bills, 11-22-92  
**2nd:** 28, Redskins, 11-3-85  
28, Cardinals, 12-17-78  
28, Vikings, 9-14-68  
**3rd:** 21, Raiders, 9-14-97  
21, Redskins, 12-17-89  
21, Vikings, 9-16-84  
21, Dolphins, 11-3-74  
21, Packers, 10-6-68  
21, Steelers, 12-18-66  
**4th:** 24, Rams, 11-19-67

## **Most Yards Gained**

595, Colts, 11-12-67 (426 Pass), (169 Rush)  
590, 49ers, 10-18-92 (399 Pass) (191 Rush)  
569, Rams, 12-4-76 (359 Pass), (210 Rush)

## **Most Yards Rushing**

321, Browns, 10-17-76 (57 Att.)  
315, Bills, 11-22-92 (44 Att.)  
307, Redskins, 11-3-85 (37 Att.)  
279, Rams, 11-10-96 (38 Att.)

## **Most Rushing Att**

65, Vikings, (211 yds.), 11-9-75

## **Most TDs Rushing**

7, Rams, 12-4-76...4, Rams, 11-10-96...  
4, Redskins, 11-3-85

## **Most Net Yds Passing**

451, Redskins, 11-10-91...442, 49ers, 10-14-90

## **Most Pass Attempts**

57, 49ers, 10-6-85

## **Most Pass Comp**

37, 49ers, 10-6-85

## **Most TD Passes**

6, Redskins, 11-10-91...6, 49ers, 10-14-90  
6, Browns, 10-30-66

## **Most Had Intercepted**

6, Rams, 11-10-96...6, Oilers, 12-5-83  
6, Saints, 9-16-73

## **Most Punts**

11, Giants, 10-25-81...10, Panthers, 9-3-95

## **Most Punt Returns**

9, 49ers, 10-29-72

## **Most Fair Catches**

6, Vikings, 11-28-71

## **Most Yards, Punt Ret**

219, Rams, 10-11-81

## **Most TD's Punt Ret**

2, Rams, 12-27-92

## **Most KO Returns**

9 Panthers, 10-4-98 and Lions, 10-5-80

## **Most KO Return Yds**

242, Chargers, 10-21-73

## **Most Fumbles**

6, 49ers, 12-11-93

## **Most Fumbles Lost**

5, Saints, 10-15-72 and 10-10-76

## **Most Penalties**

17, 49ers, 1-3-00...15, Bills, 12-18-83...  
14, Titans, 12-19-99...14, Chiefs, 9-18-94

## **Most Penalty Yards**

148, 49ers (17 penalties) 1-3-00  
137, Cardinals (9 penalties) 11-28-82  
135, Raiders, (11 penalties) 11-19-70  
135, Rams, ( penalties) 11-19-67  
133, Browns, (13 penalties) 9-17-78  
128, Raiders, (10 penalties) 10-14-79

## **Most Combined Penalty Yds**

253, Atl, (9-125); Raiders, (10-128) 10-14-79



# Individual Records

## SCORING

### Most Points Career

- 558 Mick Luckhurst, 1981-87
- 522 Morten Andersen, 1995-99
- 395 Norm Johnson, 1991-94
- 338 Andre Rison, 1990-94
- 312 Terance Mathis 1994-99
- 288 Gerald Riggs, 1982-88
- 270 Nick Mike-Mayer, 1973-77
- 246 William Andrews, 1979-86
- 240 Alfred Jenkins, 1975-83
- 236 Greg Davis, 1987-90
- 230 Tim Mazzetti, 1978-80
- 204 Michael Haynes, 1988-93, '97
- 198 Jamal Anderson, 1994-98
- 186 Jim Mitchell, 1969-79
- 168 Wallace Francis, 1975-81
- 156 Haskel Stanback, 1974-79
- 150 Lynn Cain, 1979-84
- 147 Bill Bell, 1971-72
- 144 Bert Emanuel, 1994-97
- 144 Art Malone, 1970-74
- 132 Alfred Jackson, 1978-84
- 128 Bob Etter, 1968-69
- 126 Ken Burrow, 1971-75

### Most Points, Season

- 122 Morten Andersen, 1995
- 120 Morten Andersen, 1998
- 114 Mick Luckhurst, 1981
- 112 Norm Johnson, 1993
- 112 Nick Mike-Mayer, 1973
- 106 Greg Davis, 1990
- 104 Morten Andersen, 1997
- 102 Tim Mazzetti, 1980
- 101 Mick Luckhurst, 1985
- 98 Jamal Anderson, 1998
- 97 Morten Andersen, 1996
- 95 Norm Johnson, 1991, 1994
- 94 Mick Luckhurst, 1983
- 93 Norm Johnson, 1992
- 91 Mick Luckhurst, 1984
- 90 Andre Rison, 1993
- 82 Greg Davis, 1988
- 79 Morten Andersen, 1999
- 79 Bill Bell, 1972
- 78 Gerald Riggs, 1984
- 78 Alfred Jenkins, 1981
- 78 Bob Etter, 1969

### Most Points, Game

- 20 Norm Johnson at New Orleans, 11-13-94
- 18 Tim Dwight vs. San Francisco, 1-3-00
- 18 Jamal Anderson vs. St. Louis, 11-1-98
- 18 Terance Mathis vs. St. Louis Rams, 11-19-95
- 18 Andre Rison at San Francisco, 9-19-93
- 18 Andre Rison at Chicago, 9-27-92
- 18 Andre Rison vs. Tampa Bay, 11-17-91
- 18 Gerald Riggs vs. L.A. Rams, 11-17-85
- 18 Lynn Cain at L.A. Rams, 10-7-84
- 18 William Andrews at Buffalo, 12-18-83
- 18 William Andrews at Green Bay, 11-27-83
- 18 William Andrews at Denver, 12-5-82
- 18 Alfred Jenkins at New Orleans, 11-1-81
- 18 Lynn Cain at Oakland, 10-14-79
- 17 Greg Davis vs. Houston, 9-9-90
- 16 Morten Andersen at Dallas, 10-20-96 (5 FG's)
- 16 Morten Andersen vs. N.E., 10-1-95 (5 FG's)
- 15 Morten Andersen vs. Car., 10-4-98
- 15 Terance Mathis vs. Philadelphia, 11-27-94
- 15 Tim Mazzetti vs. L.A. Rams, 10-30-78
- 15 Nick Mike-Mayer vs. L.A. Rams, 11-4-73
- 15 Norm Johnson at San Francisco, 10-13-91

### Most Consecutive Games Scoring

- 80 Morten Andersen (1995-WK 1 to present)
- 68 Mick Luckhurst (1981-WK 12, 1985)

### Most Touchdowns, Career

- 56 Andre Rison, 1990-94
- 50 Terance Mathis, 1994-99
- 48 Gerald Riggs, 1982-88
- 41 William Andrews, 1979-86
- 40 Alfred Jenkins, 1975-83
- 34 Michael Haynes, 1988-93, '97
- 33 Jamal Anderson, 1994-98
- 31 Jim Mitchell, 1969-79
- 28 Wallace Francis, 1975-81
- 26 Haskel Stanback, 1974-79
- 25 Lynn Cain, 1979-84
- 24 Bert Emanuel, 1994-97
- 24 Art Malone, 1970-74
- 22 Alfred Jackson, 1978-84
- 21 Ken Burrow, 1971-75
- 19 Craig Heyward, 1994-96

### Most Touchdowns, Season

- 16 Jamal Anderson, 1998
- 15 Andre Rison, 1993
- 13 Gerald Riggs, 1984
- 13 Alfred Jenkins, 1981
- 12 Andre Rison, 1991
- 12 William Andrews, 1981
- 11 Terance Mathis, 1998
- 11 Terance Mathis, 1994
- 11 Andre Rison, 1992
- 11 William Andrews, 1983
- 11 Michael Haynes, 1991
- 10 Jamal Anderson, 1997
- 10 Eric Metcalf, 1995
- 10 Michael Haynes, 1992
- 10 Gerald Riggs, 1985
- 10 Andre Rison, 1990
- 9 Tim Dwight, 1999
- 9 Bert Emanuel, 1997
- 9 Eddie Ray, 1973
- 9 Terance Mathis, 1995
- 9 Gerald Riggs, 1986

### Most Touchdowns, Game

- 3 - 13 times (most recently by Tim Dwight vs. San Francisco 1-3-00)

### Most Consecutive Games, TD Scored

- 6 Terance Mathis, 1998
- 5 Eric Metcalf, 1995
- 4 Bert Emanuel, 1997
- 4 Andre Rison, 1993
- 4 Andre Rison, 1991
- 4 Gerald Riggs, 1986
- 4 Jim Mitchell, 1975
- 4 Dave Hampton, 1975

### Most Two-Point Conversions, Career

- 6 Terance Mathis, 1994-97

### Most Two-Point Conversions, Season

- 3 Terance Mathis, 1995
- 2 Terance Mathis, 1994
- 1 Terance Mathis, 1996
- 1 Andre Rison, 1994

## INDIVIDUAL RECORDS

### KICKING

#### **Most PAT's Made, Career**

- 213 Mick Luckhurst, 1981-87
- 180 Morten Andersen, 1995-99
- 147 Norm Johnson, 1991-94
- 105 Nick Mike-Mayer, 1973-77
- 94 Tim Mazzetti, 1978-80

#### **Most PAT's Attempted, Career**

- 216 Mick Luckhurst, 1981-87
- 182 Morten Andersen, 1995-99
- 148 Norm Johnson, 1991-94
- 108 Nick Mike-Mayer, 1973-77
- 104 Tim Mazzetti, 1978-80

#### **Most PAT's Made, Season**

- 51 Morten Andersen, 1998
- 51 Mick Luckhurst, 1981
- 45 Tim Mazzetti, 1980
- 43 Mick Luckhurst, 1983

#### **Most PAT's Attempted, Season**

- 52 Morten Andersen, 1998
- 51 Mick Luckhurst, 1981
- 49 Tim Mazzetti, 1980
- 45 Mick Luckhurst, 1983

#### **Most PAT's Made, Game**

- 8 Nick Mike-Mayer at N.O., 9-16-73

#### **Most PAT's Attempted, Game**

- 8 Nick Mike-Mayer at N.O., 9-16-73

#### **Most Consecutive PAT's Made**

- 139 Norm Johnson, 1991-94
- 134 Mick Luckhurst, 1983-87

#### **Most FG's Made, Career**

- 115 Mick Luckhurst, 1981-87
- 114 Morten Andersen 1995-99
- 84 Norm Johnson, 1991-94
- 56 Nick Mike-Mayer, 1973-77
- 51 Greg Davis, 1987-90
- 45 Tim Mazzetti, 1978-80

#### **Most FG's Made, Season**

- 31 Morten Andersen, 1995
- 26 Norm Johnson, 1993
- 26 Nick Mike-Mayer, 1973
- 24 Mick Luckhurst, 1985
- 23 Morten Andersen, 1998
- 23 Morten Andersen, 1997
- 22 Morten Andersen, 1996
- 22 Greg Davis, 1990
- 21 Norm Johnson, 1994
- 21 Mick Luckhurst, 1981

#### **Most FG's Made, Game**

- 6 Norm Johnson at New Orleans, 11-13-94
- 5 Morten Andersen at Dallas, 10-20-96
- 5 Morten Andersen vs. N.E., 10-1-95
- 5 Nick Mike-Mayer vs. Rams, 11-4-73
- 5 Tim Mazzetti at Rams, 10-30-78

#### **Most FG's Attempted, Career**

- 164 Mick Luckhurst, 1981-87
- 142 Morten Andersen, 1995-99
- 104 Nick Mike-Mayer, 1973-77
- 97 Norm Johnson, 1991-94
- 78 Greg Davis, 1987-90
- 68 Tim Mazzetti, 1978-80

#### **Most FG's Attempted, Season**

- 38 Nick Mike-Mayer, 1973
- 37 Morten Andersen, 1995
- 33 Mick Luckhurst, 1981
- 33 Greg Davis, 1990
- 31 Mick Luckhurst, 1985

#### **Most FG's Attempted, Game**

- 6 Norm Johnson at New Orleans, 11-13-94
- 5 Morten Andersen at Dallas, 10-20-96  
vs. N.E., 10-1-95
- 5 Mick Luckhurst at New Orleans, 12-22-85  
vs. Philadelphia, 12-16-84
- 5 Nick Mike-Mayer vs. Rams, 11-4-73  
at Chicago, 9-26-76  
at Chicago, 10-23-77
- 5 Tim Mazzetti at Rams, 10-30-78  
at Cardinals, 11-9-80
- 5 Greg Davis at Steelers, 11-4-90

#### **Most Consecutive FG's Made**

- 26 Norm Johnson, 1992 (5), 1993 (1st 21)
- 18 Morten Andersen, 1995 (Wks 1-9)
- 17 Mick Luckhurst, 1984 (3), 1985 (1st 14)
- 15 Norm Johnson, 1991 (Wks. 5-16)
- 14 Norm Johnson, 1994 (Wks. 8-16)
- 12 Morten Andersen, 1996 (Wks. 3-10)
- 10 Morten Andersen, 1997 (Wks. 5-12)
- 10 Morten Andersen, 1995 (Wks 12-17)

#### **Best FG Percentage, Career (Min. 35)**

- .866 Norm Johnson (84-of-97), 1991-94
- .803 Morten Andersen (114-of-142), 1995-99
- .701 Mick Luckhurst (115-of-164), 1981-87
- .662 Tim Mazzetti (45-of-68), 1978-80
- .654 Greg Davis (51-of-78), 1987-90
- .538 Nick Mike-Mayer (56-of-104), 1973-77

#### **Best FG Percentage, Season**

- .963 Norm Johnson (26-of-27), 1993
- .851 Morten Andersen (23-of-27), 1997
- .840 Norm Johnson (21-of-25), 1994
- .838 Morten Andersen (31-of-37), 1995
- .826 Norm Johnson (18-of-23), 1991
- .821 Morten Andersen (23-of-28), 1998
- .818 Norm Johnson (18-of-22), 1992
- .774 Mick Luckhurst (24-of-31), 1985
- .772 Mick Luckhurst (17-of-22), 1983
- .759 Morten Andersen (22-of-29), 1996
- .750 Paul McFadden (15-of-20), 1989
- .740 Mick Luckhurst (20-of-27), 1984
- .714 Morten Andersen (15-of-21), 1999
- .714 Mick Luckhurst (10-of-14), 1982

#### **Most 50-yard FG's, Career**

- 13 Morten Andersen, 1995-99
- 8 Norm Johnson, 1991-94
- 7 Mick Luckhurst, 1981-87

#### **Most 50-yard FG's, Season**

- 8 Morten Andersen, 1995
- 4 Norm Johnson, 1992
- 3 Mick Luckhurst, 1984

#### **Most 50-yard FG's, Game**

- 3 Morten Andersen vs. N.O., 12-10-95 (NFL Record)

#### **Longest Field Goal, Career**

- 59 yds - Morten Andersen vs. S.F., 12-24-95
- 55 yds - Morten Andersen at N.O., 10-12-97
- 55 yds - Morten Andersen vs. N.O., 12-10-95  
(Andersen hit two 55-yarders in that game)
- 54 yds - 5 times, last by Andersen at Dal 10-20-96

## INDIVIDUAL RECORDS

### RUSHING

#### **Most Yards Gained, Career**

- 6,631 Gerald Riggs, 1982-88
- 5,986 William Andrews, 1979-86
- 4,122 Jamal Anderson, 1994-99
- 3,490 Dave Hampton, 1972-76
- 2,662 Haskel Stanback, 1974-79
- 2,313 Lynn Cain, 1979-84
- 2,250 Jim Butler, 1968-71
- 2,183 Craig Heyward, 1994-95
- 2,118 Art Malone, 1970-74
- 1,981 Erric Pegram, 1991-94
- 1,801 John Settle, 1987-90
- 1,612 Junior Coffey, 1966-67, 1969
- 1,528 Bubba Bean, 1976-80
- 1,472 Steve Broussard, 1990-93
- 1,321 Harmon Wages, 1968-73

#### **Most Yards Gained, Season**

- 1,846 Jamal Anderson, 1998
- 1,719 Gerald Riggs, 1985
- 1,567 William Andrews, 1983
- 1,486 Gerald Riggs, 1984
- 1,327 Gerald Riggs, 1986
- 1,308 William Andrews, 1980
- 1,301 William Andrews, 1981
- 1,185 Erric Pegram, 1993
- 1,083 Craig Heyward, 1995
- 1,055 Jamal Anderson, 1996
- 1,024 John Settle, 1988
- 1,023 William Andrews, 1979
- 1,002 Jamal Anderson, 1997
- 1,002 Dave Hampton, 1975
- 997 Dave Hampton, 1973
- 995 Dave Hampton, 1972

#### **Most 1,000-yard Seasons**

- 4 William Andrews
- 3 Jamal Anderson
- 3 Gerald Riggs

#### **Most Consecutive 1,000-yard Seasons**

- 3 Jamal Anderson (1996-98)
- 3 William Andrews (1979-81)
- 3 Gerald Riggs (1984-86)

#### **Most Yards Gained, Game**

- 202 Gerald Riggs at NO (35 att), 9-2-84
- 197 Gerald Riggs at Kansas City (26 att), 12-8-85
- 192 Erric Pegram at SF (27 att), 9-19-93
- 188 Jamal Anderson at Rams (31 att), 11-29-98
- 180 Erric Pegram at Cincinnati (37 att), 12-16-93
- 172 Jamal Anderson vs. Rams (22 att), 11-1-98
- 172 Gerald Riggs at Miami (33 att), 11-30-86
- 167 William Andrews at NO (30 att), 9-2-79
- 162 Jamal Anderson vs. Rams (20 att), 11-2-97
- 162 Steve Broussard at Wash (26 att), 12-19-93
- 161 William Andrews at Miami (21 att), 12-10-83

#### **Most Rushing Attempts, Career**

- 1,587 Gerald Riggs, 1982-88
- 1,315 William Andrews, 1979-86
- 992 Jamal Anderson, 1994-99
- 885 Dave Hampton, 1972-76
- 728 Haskel Stanback, 1974-79
- 609 Jim Butler, 1968-71
- 603 Lynn Cain, 1979-84
- 532 Art Malone, 1970-74
- 517 Erric Pegram, 1991-94
- 491 Craig Heyward, 1994-96
- 430 John Settle, 1987-90
- 428 Junior Coffey, 1966-67, 1969
- 405 Bubba Bean, 1976-80

#### **Most Rushing Attempts, Season**

- 410 Jamal Anderson, 1998 (NFL Record)
- 397 Gerald Riggs, 1985
- 353 Gerald Riggs, 1984
- 343 Gerald Riggs, 1986
- 331 William Andrews, 1983
- 292 Erric Pegram, 1993
- 290 Jamal Anderson, 1997
- 289 William Andrews, 1981
- 265 William Andrews, 1980
- 263 Dave Hampton, 1973
- 250 Dave Hampton, 1975
- 247 Haskel Stanback, 1977
- 239 William Andrews, 1979
- 236 Craig Heyward, 1995
- 232 Jamal Anderson, 1996

#### **Most Rushing Attempts, Game**

- 41 Gerald Riggs vs. Rams (123 yds), 11-17-85
- 39 Gerald Riggs at NO (158 yds), 12-22-85
- 37 Erric Pegram at Bengals (180 yds), 12-26-93
- 35 Gerald Riggs at NO (202 yds), 9-2-84
- 35 Gerald Riggs vs. Rams (141 yds), 10-12-86
- 35 Lynn Cain at Rams (145 yds), 10-7-84

#### **Most 100-Yard Games, Career**

- 25 Gerald Riggs, 1982-88
- 22 William Andrews, 1979-86

#### **Most 100-Yard Games, Season**

- 12 Jamal Anderson, 1998
- 9 Gerald Riggs, 1985
- 7 William Andrews, 1983
- 7 William Andrews, 1980
- 6 Gerald Riggs, 1986

#### **Most TD's Rushing, Career**

- 48 Gerald Riggs, 1982-88
- 30 William Andrews, 1979-86
- 27 Jamal Anderson, 1994-98
- 25 Haskel Stanback, 1974-79

#### **Most TD's Rushing, Season**

- 14 Jamal Anderson, 1998
- 13 Gerald Riggs, 1984
- 10 William Andrews, 1981
- 10 Gerald Riggs, 1985
- 9 Gerald Riggs, 1986
- 7 Jamal Anderson, 1997
- 7 Craig Heyward, 1994
- 7 William Andrews, 1983
- 7 John Settle, 1988

## INDIVIDUAL RECORDS

### **Most TD's Rushing, Game**

- 3 Jamal Anderson at Detroit, 10-6-96
- 3 Gerald Riggs vs. Rams, 11-17-85
- 3 Lynn Cain at Rams, 10-7-84

### **Most Consecutive Games, Rushing TD**

- 4 Gerald Riggs, 1986
- 4 Dave Hampton, 1975

### **Highest Average Gain, Career (300 carries)**

- 4.55 William Andrews, 1979-86
- 4.45 Craig Heyward, 1994-96
- 4.23 Steve Broussard, 1990-93
- 4.17 Gerald Riggs, 1982-88
- 4.15 Jamal Anderson, 1994-99
- 4.15 John Settle, 1987-1990
- 3.98 Art Malone, 1970-74
- 3.97 Harmon Wages, 1968-73
- 3.94 Dave Hampton, 1972-76

### **Highest Average Gain, Season (150 carries)**

- 4.94 William Andrews, 1980
- 4.73 William Andrews, 1983
- 4.59 Craig Heyward, 1995
- 4.55 Jamal Anderson, 1996
- 4.50 Jamal Anderson, 1998
- 4.50 William Andrews, 1981
- 4.413 John Settle, 1988
- 4.411 Mike Rozier, 1990
- 4.33 Gerald Riggs, 1985
- 4.32 Dave Hampton, 1972
- 4.31 Gerald Riggs, 1987
- 4.26 Craig Heyward, 1994

### **Highest Average Gain, Game (10 carries)**

- 10.40 Steve Broussard at SF (10-104), 10-13-91
- 10.20 John Settle vs. NO (10-102), 9-11-88
- 9.46 Jamal Anderson at SF (13-123), 9-27-98
- 9.10 Art Malone at SF (10-91), 12-10-72
- 8.10 Jamal Anderson vs. St.L (20-162), 11-2-97
- 7.71 Jamal Anderson at Carolina (14-108), 9-1-96
- 7.67 William Andrews at Miami (21-161), 12-10-83
- 7.58 Gerald Riggs at KC (26-197), 12-8-85
- 7.47 Jim Butler vs. SF (17-127), 10-4-70
- 7.20 Craig Heyward vs. NO (10-72), 12-11-94
- 7.11 Eric Pegram at SF (27-192), 9-19-93

## INDIVIDUAL RECORDS

### PASSING

#### **Most Yards Gained Passing, Career**

23,468	Steve Bartkowski, 1975-85
14,066	Chris Miller, 1987-93
8,575	Jeff George, 1994-96
8,489	Bob Berry, 1968-72
8,185	Chris Chandler, 1997-99
7,053	Bobby Hebert, 1993-96
5,538	Randy Johnson, 1966-70
4,275	Dave Archer, 1984-87

#### **Most Gross Yards Passing, Season**

4,143	Jeff George, 1995
3,830	Steve Bartkowski, 1981
3,734	Jeff George, 1994
3,544	Steve Bartkowski, 1980
3,459	Chris Miller, 1989
3,167	Steve Bartkowski, 1983
3,154	Chris Chandler, 1998
3,152	Bobby Hebert, 1996
3,103	Chris Miller, 1991
2,978	Bobby Hebert, 1993
2,735	Chris Miller, 1990
2,692	Chris Chandler, 1997
2,502	Steve Bartkowski, 1979
2,489	Steve Bartkowski, 1978
2,339	Chris Chandler, 1999
2,158	Bob Berry, 1972
2,158	Steve Bartkowski, 1984
2,133	Chris Miller, 1988
2,007	Dave Archer, 1986
2,005	Bob Berry, 1971

#### **Most 300-Yard Games, Career**

12	Steve Bartkowski, 75-85
8	Chris Miller, 1987-93
6	Jeff George, 1994-96
4	Bobby Hebert, 1993-96

#### **Most 300-Yard Games, Season**

4	Jeff George, 1995
3	Chris Miller, 1989
3	Steve Bartkowski, 1981 and 1983
3	Wade Wilson, 1992

#### **Most Gross Yards Passing, Game**

416	Steve Bartkowski vs. Pitt (33-50), 11-15-81
386	Jeff George at N.O. (27-39), 9-17-95
378	Steve Bartkowski at Cards (31-47), 11-9-80
375	Steve Bartkowski vs. Raid (36-54), 9-19-82
374	Wade Wilson at Rams (31-47), 12-27-92
364	Jeff George vs Philly (26-46), 11-27-94
363	Bobby Hebert vs. Rams (28-49), 12-15-96

#### **Most Passes Attempted, Career**

3,329	Steve Bartkowski, 1975-85
2,089	Chris Miller, 1987-93
1,180	Jeff George, 1994-96
1,066	Bobby Hebert, 1993-96
1,049	Bob Berry, 1968-72
976	Chris Chandler, 1997-99
904	Randy Johnson, 1966-70
647	Dave Archer, 1984-87

#### **Most Passes Attempted, Season**

557	Jeff George, 1995
533	Steve Bartkowski, 1981
526	Chris Miller, 1989
524	Jeff George, 1994
488	Bobby Hebert, 1996
463	Steve Bartkowski, 1980
432	Steve Bartkowski, 1983
430	Bobby Hebert, 1993
413	Chris Miller, 1991
388	Chris Miller, 1990
379	Steve Bartkowski, 1979
369	Steve Bartkowski, 1978

#### **Most Passes Attempted, Game**

66	Chris Miller vs. Detroit (37 comp), 12-24-89
56	Steve Bartkowski vs. Raid (34 comp), 9-19-82
53	Jeff George at Carolina (29 comp), 12-17-95
52	Bobby Hebert at Houston (30 comp), 12-5-93
50	Steve Bartkowski vs. Pitt (33 comp), 11-15-81
49	Bobby Hebert vs. Rams (28 comp), 12-15-96
49	Jeff George at NO (29 comp), 11-13-94
49	Chris Miller at Chicago (28 comp), 11-11-90
48	Steve Bartkowski vs. NYG (24 comp), 10-25-81
48	Chris Miller at Chicago (30 comp), 9-27-92
47	Bobby Hebert vs. TB (25 comp), 10-31-93
47	Wade Wilson at Rams (31 comp), 12-29-92
47	Steve Bartkowski at Cards (31 comp), 11-9-80
46	Bobby Hebert vs. Hou (31 comp), 10-13-96
46	Jeff George vs. Philly (26 comp), 11-27-94
46	Erik Kramer vs. Rams (27 comp), 10-18-87
45	Jeff George vs. Carolina (27 comp), 9-3-95
45	Jeff George vs. KC (29 comp), 9-19-94

#### **Most Passes Completed, Career**

1,870	Steve Bartkowski, 1975-85
1,129	Chris Miller, 1987-93
714	Jeff George, 1994-96
637	Bobby Hebert, 1993-96
598	Bob Berry, 1968-72
566	Chris Chandler, 1997-99
435	Randy Johnson, 1966-70
331	Dave Archer, 1984-87

#### **Most Passes Completed, Season**

336	Jeff George, 1995
322	Jeff George, 1994
297	Steve Bartkowski, 1981
294	Bobby Hebert, 1996
280	Chris Miller, 1989
274	Steve Bartkowski, 1983
263	Bobby Hebert, 1993
257	Steve Bartkowski, 1980
222	Chris Miller, 1990
220	Chris Miller, 1991
203	Steve Bartkowski, 1979
202	Chris Chandler, 1997
190	Chris Chandler, 1998
187	Steve Bartkowski, 1978
184	Chris Miller, 1988

## INDIVIDUAL RECORDS

### **Most Passes Completed, Game**

- 37 Chris Miller vs. Detroit, 12-24-89
- 36 Steve Bartkowski vs. Raid (56 att), 9-19-82
- 33 Steve Bartkowski vs. Pitt (50 att), 11-15-81
- 31 Bobby Hebert vs. Hou (46 att), 10-13-96
- 31 Jeff George vs. Detroit (40 att), 10-29-95
- 31 Wade Wilson at Rams (47 att), 12-29-92
- 31 Steve Bartkowski at Cards (47 att), 11-9-80
- 30 Bobby Hebert at Houston (52 att), 12-5-93
- 30 Chris Miller at Chicago (48 att), 9-27-92
- 30 Wade Wilson vs. Dallas (41 att), 12-21-92
- 29 Jeff George at Carolina (53 att), 12-17-95
- 29 Jeff George at NO (49 att), 11-13-94
- 29 Jeff George vs. KC (45 att), 9-18-94
- 29 Jeff George vs. Rams (38 att), 9-11-94
- 29 Jeff George at Detroit (37 att), 9-4-94
- 28 Bobby Hebert vs. St. Louis (49 att), 12-15-96
- 28 Bob Berry at Green Bay (44 att), 9-27-70
- 28 Steve Bartkowski vs. SF (39 att), 11-20-83)
- 28 Chris Miller at Chicago (49 att), 11-11-90

### **Most Consecutive Passes, Completed**

- 13 Jeff George vs. Detroit, 11-5-95
- 13 Jeff George vs. New Orleans, 12-11-94
- 12 Jeff George at Detroit, 9-4-94
- 11 Jeff George vs. Philadelphia, 9-22-96
- 11 Jeff George vs. Detroit, 11-5-95
- 10 Bobby Hebert vs. N.O., 11-17-96
- 10 Chris Miller vs. Dallas, 9-17-89
- 10 Steve Bartkowski vs. Rams, 10-7-84
- 10 Steve Bartkowski vs. Houston, 11-29-81
- 10 Randy Johnson vs. Detroit (6) and Chicago (4)  
11-9-69 through 11-16-69

### **Highest Completion Percentage, Career**

- 60.5 Jeff George, 1994-96
- 59.8 Bobby Hebert, 1993-96
- 57.9 Chris Chandler, 1997-99
- 57.0 Bob Berry, 1968-72
- 56.2 Steve Bartkowski, 1975-85
- 54.0 Chris Miller, 1987-93
- 51.2 Dave Archer, 1984-87
- 49.3 Bob Lee, 1973-74

### **Highest Completion Percentage, Season**

- .681 Wade Wilson, 1992
- .673 Steve Bartkowski, 1984
- .634 Steve Bartkowski, 1983
- .633 Steve Bartkowski, 1982
- .617 Turk Schonert, 1986
- .615 Jeff George, 1994
- .612 Bobby Hebert, 1993
- .603 Jeff George, 1995
- .602 Bobby Hebert, 1996
- .602 Bob Berry, 1971
- .601 Chris Miller, 1992
- .591 Chris Chandler, 1997

### **Highest Completion Percentage, Game (20 Att)**

- .857 Steve Bartkowski vs. Det. (24-28), 9-9-84
- .826 Steve Bartkowski at S.F. (19-23), 9-25-83
- .826 Steve Bartkowski at Pitt (19-23), 10-28-84
- .792 Steve Bartkowski vs. Raid (19-24), 9-19-82
- .784 Jeff George at Detroit (29-37), 9-4-94
- .775 Jeff George vs. Detroit (31-40), 11-5-95
- .763 Jeff George vs. Rams (29-38), 9-11-94
- .762 Bob Berry vs. S.F. (16-21), 9-19-71
- .762 Bob Berry vs. GB (16-21), 11-27-71
- .739 Jeff George at Miami (17-23), 12-3-95

### **Best QB Rating, Career**

- 93.4 Chris Chandler, 1997-99
- 85.6 Jeff George, 1994-96
- 78.8 Bob Berry, 1968-72
- 76.4 Bobby Hebert, 1993-96
- 75.0 Chris Miller, 1987-93
- 74.5 Steve Bartkowski, 1975-85
- 67.7 Bob Lee, 1973-74
- 64.6 Randy Johnson, 1966-70
- 62.9 Dave Archer, 1984-87

### **Best QB Rating, Season (Min. 100 Att.)**

- 110.2 Wade Wilson, 1992
- 106.7 Bob Berry, 1969
- 97.6 Steve Bartkowski, 1983
- 97.2 Chris Chandler, 1998
- 95.1 Chris Chandler, 1997
- 92.8 Steve Bartkowski, 1985
- 90.7 Chris Miller, 1992
- 89.7 Steve Bartkowski, 1984
- 89.5 Jeff George, 1995
- 88.0 Steve Bartkowski, 1980
- 84.0 Bobby Hebert, 1993
- 83.5 Chris Chandler, 1999
- 83.3 Jeff George, 1994

### **Most TD Passes, Career**

- 154 Steve Bartkowski, 1975-85
- 87 Chris Miller, 1987-93
- 61 Chris Chandler, 1997-99
- 57 Bob Berry, 1968-72
- 50 Bobby Hebert, 1993-96
- 50 Jeff George, 1994-96
- 34 Randy Johnson, 1966-70
- 18 Dave Archer, 1984-87

### **Most TD Passes, Season**

- 31 Steve Bartkowski, 1980
- 30 Steve Bartkowski, 1981
- 26 Chris Miller, 1991
- 25 Chris Chandler, 1998
- 24 Jeff George, 1995
- 24 Bobby Hebert, 1993
- 23 Jeff George, 1994
- 22 Bobby Hebert, 1996
- 22 Steve Bartkowski, 1983
- 20 Chris Chandler, 1997
- 17 Steve Bartkowski, 1979
- 17 Chris Miller, 1990
- 16 Bob Berry, 1970
- 16 Chris Miller, 1989
- 16 Chris Chandler, 1999
- 15 Chris Miller, 1992

### **Most TD Passes, Game**

- 5 Wade Wilson vs. Tampa Bay (12-13-92)
- 4 Chris Chandler at Carolina (11-28-99)
- 4 Jeff George vs. St. Louis Rams (11-19-95)
- 4 Jeff George at Denver (11-20-94)
- 4 Randy Johnson vs. Chicago (11-16-69)
- 4 Steve Bartkowski vs. N.O. (10-19-80)
- 4 Steve Bartkowski vs. Cardinals (10-18-81)
- 4 Chris Miller vs. Chicago (9-27-92)

## INDIVIDUAL RECORDS

### ***Most Consecutive Games, TD Pass***

- 27 Chris Chandler, 1997-99
- 14 Chris Miller, 1991-92
- 14 Steve Bartkowski, 1980-81
- 13 Chris Miller, 1989-90
- 9 Bobby Hebert, 1993
- 9 Steve Bartkowski, 1983
- 8 Steve Bartkowski, 1981
- 7 Bobby Hebert, 1996
- 7 Jeff George, 1994
- 6 Jeff George, 1995 (twice in '95)

### ***Most Consecutive Passes Without Int.***

- 197 Steve Bartkowski, 1982-83
- 185 Chris Miller, 1989

### ***Most Consecutive Games Without Int.***

- 5 Steve Bartkowski, 1983

### ***Lowest Interception Pct., Career***

- 2.71 Jeff George, 1994-96
- 3.07 Chris Chandler, 1997-99
- 3.45 Chris Miller, 1987-93
- 4.35 Steve Bartkowski, 1975-85
- 4.48 Dave Archer, 1984-87
- 4.59 Bobby Hebert, 1993-96
- 5.34 Bob Berry, 1968-72
- 5.47 Bob Lee, 1973-74

### ***Lowest Interception Pct., Season (150 Att.)***

- 1.16 Steve Bartkowski, 1983 (5-432)
- 1.90 Chris Miller, 1989 (10-526)
- 1.97 Jeff George, 1995 (11-557)
- 1.98 Scott Hunter, 1977 (3-151)
- 2.04 Chris Chandler, 1997 (7-342)
- 2.37 Chris Miller, 1992 (6-253)
- 2.45 Wade Wilson, 1992 (4-163)
- 3.06 David Archer, 1986 (9-294)

### ***Most Interceptions, Career***

- 141 Steve Bartkowski, 1975-85
- 72 Chris Miller, 1987-93
- 65 Randy Johnson, 1966-70
- 56 Bob Berry, 1968-72
- 49 Bobby Hebert, 1993-96

### ***Most Interceptions, Season***

- 25 Bobby Hebert, 1996
- 23 Steve Bartkowski, 1981
- 21 Randy Johnson, 1966
- 21 Randy Johnson, 1967
- 20 Steve Bartkowski, 1979

### ***Most Interceptions, Game***

- 6 Bobby Hebert vs. Rams, 12-15-96
- 6 Bobby Hebert vs. Oilers, 12-5-93
- 5 Kim McQuilken vs. Vikings, 11-9-75

## INDIVIDUAL RECORDS

### RECEIVING

#### **Most Passes Caught, Career**

465	Terance Mathis, 1994-99
423	Andre Rison, 1990-94
359	Alfred Jenkins, 1975-83
305	Jim Mitchell, 1969-79
276	William Andrews, 1979-83,86
266	Michael Haynes, 1988-93,97
260	Bert Emanuel, 1994-97
244	Wallace Francis, 1975-81
211	Stacey Bailey, 1982-90
201	Mike Pritchard, 1991-93
188	Alfred Jackson, 1978-84
186	Gerald Riggs, 1982-88
181	Floyd Dixon, 1986-91
166	Billy Johnson, 1982-87
158	Eric Metcalf, 1995-96
152	Ken Burrow, 1971-75
140	Art Malone, 1970-74
122	Lynn Cain, 1979-84

#### **Most Passes Caught, Season**

111	Terance Mathis, 1994
104	Eric Metcalf, 1995
93	Andre Rison, 1992
86	Andre Rison, 1993
82	Andre Rison, 1990
81	Terance Mathis, 1999
81	Andre Rison, 1994
81	Andre Rison, 1991
81	William Andrews, 1981
78	Terance Mathis, 1995
77	Mike Pritchard, 1992
75	Bert Emanuel, 1996
74	Bert Emanuel, 1995
74	Mike Pritchard, 1993
74	Wallace Francis, 1979
72	Michael Haynes, 1993
70	Alfred Jenkins, 1981
69	Terance Mathis, 1996
68	John Settle, 1988
67	Stacey Bailey, 1984
66	Tony Martin, 1998
65	Bert Emanuel, 1997
64	Terance Mathis, 1998
64	Billy Johnson, 1983
63	Charlie Brown, 1986
62	Terance Mathis, 1997
62	Billy Johnson, 1985
60	Drew Hill, 1992

#### **Most 50-Catch Seasons**

6	Terance Mathis, 1994-99
5	Andre Rison, 1990-94
3	Bert Emanuel, 1994-97
3	Alfred Jenkins, 1975-83
3	William Andrews, 1979-86

#### **Most Passes Caught (3 Week Period)**

30	Eric Metcalf, 9-3 to 9-17-95
30	Andre Rison, 9-23 to 10-14-90
29	Andre Rison, 9-4 to 9-18-94
28	Terance Mathis, 11-13 to 11-27-94
28	Terance Mathis, 9-11 to 9-25-94

#### **Most Passes Caught, Game**

15	William Andrews vs. Pitt (124 yds), 11-15-81
14	Andre Rison at Detroit (193 yds), 9-4-94
13	Terance Mathis vs. KC (123 yds), 9-18-94
13	William Andrews at TB (98 yds), 12-6-81
12	Terance Mathis at Pitt. (166 yds), 10-25-99
12	Andre Rison vs. Rams (123 yds), 9-11-94
11	Eric Metcalf at N.O. (155 yds), 9-17-95
11	Andre Rison vs. TB (147 yds), 10-31-93
11	Andre Rison vs. SF (99 yds), 11-9-92
11	William Andrews vs. GB (77 yds), 12-26-82
11	Billy Johnson vs. NO (153 yds), 10-20-85
11	Andre Rison at SF (128 yds), 9-23-90
10	Terance Mathis vs. Rams (184 yds), 11-19-95
10	Eric Metcalf at S.F. (89 yds), 9-10-95
10	Terance Mathis at NO (125 yds), 11-13-94
10	Terance Mathis vs. Philly (124 yds), 11-27-94
10	Mike Pritchard at Detroit (97 yds), 9-5-93
10	Wallace Francis vs. Rams (108 yds), 12-9-79
10	John Settle vs. SD (106 yds), 11-13-88
10	Andre Rison vs. NO (154 yds), 10-7-90
10	Andre Rison at Chicago (177 yds), 9-27-92

#### **Most Yards Gained Receiving, Career**

6,257	Alfred Jenkins, 1975-83
6,106	Terance Mathis, 1994-99
5,635	Andre Rison, 1990-94
4,348	Jim Mitchell, 1969-79
4,220	Michael Haynes, 1988-93, '97
3,695	Wallace Francis, 1975-81
3,600	Bert Emanuel, 1994-97
3,378	Stacey Bailey, 1982-89
3,010	Alfred Jackson, 1978-84
2,668	Ken Burrow, 1971-75
2,645	William Andrews, 1979-86
2,487	Floyd Dixon, 1986-91
2,187	Mike Pritchard, 1991-93
2,062	Billy Johnson, 1982-87
1,788	Eric Metcalf, 1995-96
1,433	Charlie Brown, 1985-87
1,384	Gerald Riggs, 1982-88

#### **Most Yards Gained Receiving, Season**

1,358	Alfred Jenkins, 1981
1,342	Terance Mathis, 1994
1,242	Andre Rison, 1993
1,208	Andre Rison, 1990
1,189	Eric Metcalf, 1995
1,181	Tony Martin, 1998
1,138	Stacey Bailey, 1984
1,136	Terance Mathis, 1998
1,122	Michael Haynes, 1991
1,121	Andre Rison, 1992
1,088	Andre Rison, 1994
1,039	Terance Mathis, 1995
1,039	Bert Emanuel, 1995
1,025	Alfred Jenkins, 1980
1,016	Terance Mathis, 1999
1,013	Wallace Francis, 1979
991	Bert Emanuel, 1997
976	Andre Rison, 1991
921	Bert Emanuel, 1996
918	Charlie Brown, 1986
881	Stacey Bailey, 1983
862	Shawn Collins, 1989
862	Wallace Francis, 1980

## INDIVIDUAL RECORDS

### **Most Yards Gained Receiving, Game**

- 198 Terance Mathis at NO (6 rec), 12-13-98
- 193 Andre Rison at Det (14 rec), 9-4-94
- 193 Alfred Jackson vs. SF (11 rec), 12-2-84
- 190 Michael Haynes vs. Wash (6 rec), 12-17-89
- 190 Ken Burrow at Detroit (6 rec), 10-3-71
- 190 Ken Burrow at NO (8 rec), 12-19-71
- 187 Michael Haynes at NO (6 rec), 11-24-91
- 184 Terance Mathis vs. Rams (10 rec), 11-19-95
- 182 Michael Haynes vs. NO (7 rec), 9-12-93
- 179 Alfred Jenkins vs. NO (5 rec), 11-1-81
- 177 Andre Rison at Chicago (10 rec), 9-27-92
- 173 Bert Emanuel vs. Rams (9 rec), 12-15-96

### **Most 100-Yard Games, Career**

- 17 Alfred Jenkins, 1975-83
- 15 Andre Rison, 1990-94
- 14 Terance Mathis, 1994-99
- 9 Michael Haynes, 1988-93, '97
- 9 Bert Emanuel, 1994-97
- 8 Stacey Bailey, 1982-1989
- 6 Ken Burrow, 1971-1975

### **Most 100 Yard Receiving Games, Season**

- 6 Tony Martin, 1998
- 5 Terance Mathis, 1994
- 5 Michael Haynes, 1991
- 5 Andre Rison, 1990

### **Most TD Receptions, Career**

- 56 Andre Rison, 1990-94
- 50 Terance Mathis, 1994-99
- 40 Alfred Jenkins, 1975-83
- 34 Michael Haynes, 1988-93, '97
- 28 Jim Mitchell, 1969-79
- 27 Wallace Francis, 1975-81
- 24 Bert Emanuel, 1994-97
- 22 Alfred Jackson, 1978-84
- 21 Ken Burrow, 1971-75

### **Most TD Receptions, Season**

- 15 Andre Rison, 1993
- 13 Alfred Jenkins, 1981
- 12 Andre Rison, 1991
- 11 Terance Mathis, 1998
- 11 Terance Mathis, 1994
- 11 Michael Haynes, 1991
- 11 Andre Rison, 1992
- 10 Andre Rison, 1990
- 10 Michael Haynes, 1992
- 9 Bert Emanuel, 1997
- 9 Terance Mathis, 1995
- 8 Terance Mathis, 1997
- 8 Eric Metcalf, 1995
- 8 Andre Rison, 1994
- 8 Wallace Francis, 1979
- 7 Tim Dwight, 1999
- 7 Terance Mathis, 1996
- 7 Mike Pritchard, 1993
- 7 Ken Burrow, 1973

### **Most TD Receptions, Game**

- 3 Terance Mathis vs. St.L Rams, 11-19-95
- 3 Andre Rison at San Francisco, 9-19-93
- 3 Andre Rison vs. Buccaneers, 11-17-91
- 3 Alfred Jenkins vs. New Orleans, 11-1-81
- 3 Andre Rison at Chicago, 9-27-92

### **Highest Per Catch Average, Season**

- 22.4 Michael Haynes (50) 1991
- 20.9 Tim Dwight (32) 1999
- 19.4 Alfred Jenkins (70) 1981
- 18.0 Alfred Jenkins (57) 1980
- 17.9 Tony Martin (66) 1998
- 17.8 Terance Mathis (64) 1998
- 17.3 Alfred Jenkins (41) 1976
- 17.2 Alfred Jenkins (50) 1979
- 17.0 Michael Haynes (40) 1989
- 16.8 Michael Haynes (48) 1992

## INDIVIDUAL RECORDS

### KICKOFF RETURNS

#### *Most Return Yards, Career*

- 3,388 Deion Sanders, 1989-93
- 1,989 Ron Smith, 1966-67
- 1,934 Sylvester Stamps, 1983-88
- 1,917 Tim Dwight, 1998-99
- 1,860 Jim Butler, 1968-71
- 1,655 Reggie Smith, 1980-81
- 1,453 Tony Smith, 1992-94
- 1,312 Eric Metcalf, 1995-96
- 1,308 Roell Preston, 1995-96
- 1,239 Dennis Pearson, 1978-80
- 1,147 Willie Belton, 1971-73
- 1,035 Cliff Austin, 1984-86
- 1,026 Clarence Verdin, 1994
- 1,011 Gerald Tinker, 1974-75
- 987 Byron Hanspard, 1997
- 793 Dave Hampton, 1972-75
- 790 Keith Jones, 1989-92

#### *Most Return Yards, Season*

- 1,143 Reggie Smith, 1981
- 1,067 Deion Sanders, 1992
- 1,034 Eric Metcalf, 1996
- 1,026 Clarence Verdin, 1994
- 1,013 Ron Smith, 1966
- 987 Byron Hanspard, 1997
- 976 Ron Smith, 1967
- 973 Tim Dwight, 1998
- 948 Tony Smith, 1993
- 944 Tim Dwight, 1999
- 851 Deion Sanders, 1990
- 838 Cliff Austin, 1985
- 799 Jim Butler, 1968

#### *Most Return Yards, Game*

- 249 Tony Smith vs. Pittsburgh, 9-27-93
- 198 Clarence Verdin vs. N.O., 12-11-94
- 193 Sylvester Stamps at Hou., 10-25-87
- 190 Deion Sanders at N.O., 12-3-92
- 180 Jamal Anderson at Arizona, 11-26-95
- 177 Sylvester Stamps at S.F., 12-20-87
- 176 Eric Metcalf at S.F., 9-29-96
- 176 Eric Metcalf vs. Philadelphia, 9-22-96
- 176 Roell Preston at Cincinnati, 11-24-96

#### *Highest Average Return, Career (Min. 25)*

- 24.89 Tony Smith, 1992-94
- 24.68 Byron Hanspard, 1997
- 24.26 Ron Smith, 1966-67
- 24.16 Jim Butler, 1968-71
- 24.07 Gerald Tinker, 1974-75
- 23.96 Tim Dwight, 1998-99
- 23.62 Rolland Lawrence, 1973-80
- 23.41 Willie Belton, 1971-73
- 23.32 Clarence Verdin, 1994
- 23.30 Sylvester Stamps, 1984-88
- 23.05 Deion Sanders, 1989-93

#### *Highest Average Return, Season (Min. 25)*

- 27.50 Sylvester Stamps, 1984
- 27.02 Tim Dwight, 1998
- 26.68 Deion Sanders, 1992
- 26.48 Dennis Pearson, 1978
- 25.21 Willie Belton, 1971
- 25.03 Ron Smith, 1967
- 24.95 Tony Smith, 1993
- 24.68 Byron Hanspard, 1997
- 24.32 Reggie Smith, 1981
- 24.28 Gerald Tinker, 1974

#### *Most Returns, Career*

- 147 Deion Sanders, 1989-93
- 83 Sylvester Stamps, 1984-88
- 82 Ron Smith, 1966-67
- 80 Tim Dwight, 1998-99
- 77 Jim Butler, 1968-71
- 72 Reggie Smith, 1980-81
- 62 Roell Preston, 1995-96
- 61 Eric Metcalf, 1995-96
- 55 Dennis Pearson, 1978-80
- 50 Cliff Austin, 1984-86
- 44 Clarence Verdin, 1994

#### *Most Returns, Season*

- 49 Eric Metcalf, 1996
- 47 Reggie Smith, 1981
- 44 Tim Dwight, 1999
- 44 Clarence Verdin, 1994
- 43 Ron Smith, 1966
- 40 Byron Hanspard, 1997
- 40 Deion Sanders, 1992
- 39 Ron Smith, 1967
- 39 Cliff Austin, 1985
- 39 Deion Sanders, 1990
- 38 Tony Smith, 1993
- 37 Jim Butler, 1968
- 36 Tim Dwight, 1998
- 35 Deion Sanders, 1989

#### *Longest Kickoff Returns*

- 100f Deion Sanders at SF, 10-13-91
- 100f Dennis Pearson at St. Louis, 12-17-78
- 99f Byron Hanspard at S.D., 12-7-97
- 99f Deion Sanders at Washington, 9-13-92
- 99f Ron Smith at Baltimore, 9-17-67
- 97f Tony Smith vs. Pittsburgh, 9-27-93
- 97f Sylvester Stamps at SF, 12-20-87
- 94f Cliff Austin vs. New Orleans, 10-20-85
- 93f Tim Dwight vs. Carolina, 10-4-98
- 93f Byron Hanspard at Seattle, 11-30-97

## INDIVIDUAL RECORDS

### PUNT RETURNS

#### **Most Return Yards, Career**

- 1,251 Billy Johnson, 1982-87
- 789 Deion Sanders, 1989-93
- 738 Rolland Lawrence, 1973-80
- 679 Eric Metcalf, 1995-96
- 540 Ray Brown, 1971-77
- 485 Tony Smith, 1992-94
- 483 Tim Dwight, 1998-99
- 446 Todd Kinchen, 1997
- 413 Al Dodd, 1973-74
- 366 Kenny Johnson, 1980-86

#### **Most Return Yards, Season**

- 489 Billy Johnson, 1983
- 446 Todd Kinchen, 1997
- 383 Eric Metcalf, 1995
- 376 Rolland Lawrence, 1976
- 360 Ray Brown, 1973
- 352 Rolland Lawrence, 1976
- 344 Al Dodd, 1974

#### **Most Return Yards, Game**

- 116 Billy Johnson at Jets, 10-23-83
- 108 Al Dodd vs. Chicago, 10-13-74
- 102 Gerald Tinker at Chicago, 9-29-74

#### **Highest Return Average, Career (Min. 30)**

- 11.80 Al Dodd, 1973-74
- 10.29 Eric Metcalf, 1995-96
- 10.09 Billy Johnson, 1982-87
- 9.89 Kenny Johnson, 1980-86
- 9.47 Tim Dwight, 1998-99
- 9.03 Reggie Smith, 1980-81
- 8.85 Ray Brown, 1971-77
- 8.66 Tony Smith, 1992-94
- 8.58 Todd Kinchen, 1997
- 8.48 Tim Dwight, 1998
- 8.43 Deion Sanders, 1989-93

#### **Highest Return Average, Season (Min. 20)**

- 12.74 Al Dodd, 1974
- 12.22 Kenny Johnson, 1980
- 11.38 Billy Johnson, 1982
- 11.00 Tim Dwight, 1998-99
- 11.00 Deion Sanders, 1989
- 10.96 Eric Metcalf, 1996
- 10.63 Billy Johnson, 1983
- 9.82 Eric Metcalf, 1995
- 9.69 Tony Smith, 1992
- 9.00 Ray Brown, 1973
- 9.00 Lew Barnes, 1988

#### **Highest Return Average, Game (Min. 3)**

- 31.0 Billy Johnson vs. Raiders, 11-21-82
- 27.6 Winslow Oliver at San Francisco, 12-12-99
- 26.0 Ray Brown vs. Philadelphia, 11-11-73

#### **Most Returns, Career**

- 124 Billy Johnson, 1982-87
- 110 Rolland Lawrence, 1973-80
- 93 Deion Sanders, 1989-93
- 66 Eric Metcalf, 1995-96
- 61 Ray Brown, 1971-77
- 56 Tony Smith, 1992-94
- 52 Todd Kinchen, 1997-98
- 51 Tim Dwight, 1998-99
- 47 Billy Ryckman, 1977-80
- 46 Willie Belton, 1971-73

#### **Most Returns, Season**

- 54 Rolland Lawrence, 1976
- 52 Todd Kinchen, 1997
- 51 Rolland Lawrence, 1977
- 46 Billy Johnson, 1983
- 40 Ray Brown, 1973
- 39 Eric Metcalf, 1995
- 34 Lew Barnes, 1988
- 33 Scott Woerner, 1981
- 32 Tony Smith, 1993

#### **Most Returns, Game**

- 8 Rolland Lawrence at S.F., 10-9-77

#### **Most Touchdowns, Punt Returns, Career**

- 2 Deion Sanders, 1989, 1990
- 1 Tim Dwight, 1999
- 1 Winslow Oliver, 1999
- 1 Eric Metcalf, 1995
- 1 Tom McCauley, 1970
- 1 John Mallory, 1970
- 1 Gerald Tinker, 1974
- 1 Billy Johnson, 1983

#### **Longest Punt Returns**

- 79t Deion Sanders vs. Cincinnati, 10-28-90
- 77t Tom McCauley vs. NO, 10-25-70
- 75t John Mallory vs. Minn, 12-20-70
- 72t Gerald Tinker at NO, 9-29-74
- 71t Billy Johnson at N.Y. Jets, 10-23-83
- 70t Tim Dwight vs. San Francisco, 1-3-00
- 68t Deion Sanders at L.A. Rams, 9-10-89
- 66t Eric Metcalf at St. Louis Rams, 10-12-95

## INDIVIDUAL RECORDS

### COMBINED RETURNS

#### *Combined Return Yards, Career*

4,177	Deion Sanders, 1989-93
2,400	Tim Dwight, 1998-99
2,161	Ron Smith, 1966-67
2,016	Reggie Smith, 1980-81
1,991	Eric Metcalf, 1995-96
1,942	Sylvester Stamps, 1983-88
1,938	Tony Smith, 1992-94
1,860	Jim Butler, 1968-71
1,423	Rolland Lawrence, 1973-80
1,419	Willie Belton, 1971-73
1,354	Dennis Pearson, 1978-80
1,308	Roell Preston, 1995-96
1,289	Billy Johnson, 1982-87
1,229	Gerald Tinker, 1974-75
1,139	Tim Dwight, 1998
1,139	Clarence Verdin, 1994
1,035	Cliff Austin, 1984-86
987	Byron Hanspard, 1997

#### *Most Combined Return Yards, Season*

1,330	Eric Metcalf, 1996
1,242	Reggie Smith, 1981
1,203	Tony Smith, 1993
1,164	Tim Dwight, 1999
1,139	Tim Dwight, 1998
1,139	Clarence Verdin, 1994
1,108	Deion Sanders, 1992
1,101	Deion Sanders, 1990
1,093	Ron Smith, 1966
1,068	Ron Smith, 1967
1,032	Deion Sanders, 1989
987	Byron Hanspard, 1997
897	Rolland Lawrence, 1976
869	Willie Belton, 1971

#### *Most Combined Returns, Career*

240	Deion Sanders, 1989-93
139	Rolland Lawrence, 1973-80
131	Tim Dwight, 1998-99
129	Billy Johnson, 1982-87
127	Eric Metcalf, 1995-96
117	Tony Smith, 1992-94
113	Ron Smith, 1966-67
112	Reggie Smith, 1980-81
95	Willie Belton, 1971-73

#### *Most Combined Returns, Season*

76	Eric Metcalf, 1996
75	Rolland Lawrence, 1976
70	Tony Smith, 1993
68	Deion Sanders, 1990
67	Tim Dwight, 1998
67	Clarence Verdin, 1994
64	Tim Dwight, 1999
63	Deion Sanders, 1989
59	Ron Smith, 1967
59	Reggie Smith, 1981
58	Willie Belton, 1971
54	Ron Smith, 1966
53	Deion Sanders, 1992
51	Eric Metcalf, 1995

### COMBINED NET YARDS

#### *(Rushing, Receiving, KO & Punt Returns)*

#### *Most Combined Yards, Career*

8,702	William Andrews, 1979-86
8,363	Gerald Riggs, 1982-88
6,327	Alfred Jenkins, 1975-83
6,154	Terance Mathis, 1994-99
5,906	Jamal Anderson, 1994-99
5,831	Andre Rison, 1990-94
5,789	Wallace Francis, 1975-81
5,106	Dave Hampton, 1972-75
4,828	Jim Butler, 1968-71
4,697	Deion Sanders, 1989-93
4,549	Jim Mitchell, 1969-79
4,368	Michael Haynes, 1988-93, '97
3,920	Eric Metcalf, 1995-96
3,702	Lynn Cain, 1979-84
3,604	Bert Emanuel, 1994-97
3,572	Haskel Stanback, 1974-79
3,569	Art Malone, 1970-74

#### *Most Combined Yards, Season*

2,176	William Andrews, 1983
2,165	Jamal Anderson, 1998
2,037	William Andrews, 1981
1,986	Gerald Riggs, 1985
1,983	Eric Metcalf, 1995
1,937	Eric Metcalf, 1996
1,861	Tim Dwight, 1999
1,774	Dave Hampton, 1972
1,764	William Andrews, 1980
1,763	Gerald Riggs, 1984
1,608	Jamal Anderson, 1996
1,594	John Settle, 1988
1,528	Dave Hampton, 1973
1,463	Gerald Riggs, 1986
1,433	Craig Heyward, 1995
1,420	Art Malone, 1972
1,375	Byron Hanspard, 1997
1,349	Tim Dwight, 1998
1,342	Terance Mathis, 1994
1,358	Alfred Jenkins, 1981
1,357	Jim Butler, 1969
1,337	Ron Smith, 1967

#### *Most Combined Yards, Game*

296	Eric Metcalf (0/97/199) vs. Phil, 9-22-96
261	Tony Smith (0/0/261) vs. Pitt, 9-27-93
241	Tim Dwight (0/162/79) vs. SF, 1-3-00
235	Tim Dwight (3/102/115/15) at Car, 11-28-99
235	Eric Metcalf (16/155/64) at N.O., 9-17-95
226	Billy Johnson (53/57/116) at NYJ, 10-23-83
224	Eric Metcalf (4/44/176) at S.F., 9-29-96
223	William Andrews (161/62/0) at Miami, 12-10-83
219	Gerald Riggs (197/22/0) at KC, 12-8-85
215	Rolland Lawrence (0/0/215) at NO, 10-10-76
212	Eric Metcalf (12/91/109) vs. S.F., 12-25-95
210	Dave Hampton (62/66/82) at Detroit, 10-1-73
207	William Andrews (158/49/0) vs. Buff, 12-18-83
207	W. Andrews (119/68/0) vs. Rams, 11-21-82
203	J. Anderson (172/31/0) vs. Rams, 11-11-98
202	Gerald Riggs (202/0/0) at NO, 9-2-84
200	Lynn Cain (29/110/61) at Raiders, 9-14-79
198	Terance Mathis (0/198/0) at NO, 12-13-98
198	Clarence Verdin (0/0/198) vs. NO, 12-11-94

*Andrews had back-to-back 200-yard games in 1983, then Riggs in the '84 opener for three straight games.*

## INDIVIDUAL RECORDS

### PUNTING

#### *Highest Punting Average, Career*

- 42.6 Rick Donnelly, 1985-88
- 42.0 Scott Fulhage, 1989-92
- 41.6 Dan Stryzinski, 1995-96
- 41.6 Harold Alexander, 1993-94
- 41.3 Billy Lothridge, 1966-71
- 40.9 Ralph Giacomarro, 1983-84
- 40.8 John James, 1972-81
- 40.4 Dan Stryzinski, 1995-99

#### *Highest Punting Average, Season (Min. 35)*

- 44.32 Billy Lothridge, 1968
- 44.03 Rick Donnelly, 1987
- 43.25 Harold Alexander, 1993
- 43.86 Rick Donnelly, 1986
- 43.69 Billy Lothridge, 1967
- 43.63 Rick Donnelly, 1985
- 42.80 Scott Fulhage, 1991
- 42.77 John James, 1972

#### *Highest Punting Average, Game (Min. 4)*

- 52.1 Rick Donnelly at Philadelphia, 11-10-85

#### *Highest Net Punting Average, Season*

- 38.1 Billy Lothridge, 1968
- 37.6 Harold Alexander, 1993
- 37.1 Dan Stryzinski, 1999
- 36.7 Dan Stryzinski, 1997
- 36.7 Billy Lothridge, 1969
- 36.6 Scott Fulhage, 1991
- 36.4 John James, 1973
- 36.2 Dan Stryzinski, 1995

#### *Most Punts, Career*

- 873 John James, 1972-81
- 424 Billy Lothridge, 1966-71
- 385 Dan Stryzinski, 1995-99
- 303 Scott Fulhage, 1989-
- 296 Rick Donnelly, 1985-88
- 167 Ralph Giacomarro, 1983-84
- 143 Harold Alexander, 1993-94

#### *Most Punts, Season*

- 109 John James, 1978
- 105 John James, 1977
- 101 John James, 1976
- 98 Rick Donnelly, 1988
- 96 John James, 1974
- 89 Dan Stryzinski, 1997
- 89 John James, 1975

#### *Most Punts, Game*

- 12 John James vs. Washington, 12-10-78
- 11 Rick Donnelly at Philadelphia, 10-30-88

#### *Most Punts Inside 20, Season*

- 28 John James, 1976
- 27 Dan Stryzinski, 1999
- 27 Rick Donnelly, 1988
- 26 John James, 1980
- 25 Dan Stryzinski, 1998
- 25 John James, 1978
- 24 Scott Fulhage, 1989
- 22 Dan Stryzinski, 1996
- 21 Dan Stryzinski, 1995
- 20 Dan Stryzinski, 1997

#### *Longest Punt*

- 75 Harold Alexander at Chicago, 10-3-93
- 75 John James vs. Oakland, 11-30-75
- 72 John James vs. NO, 9-16-73
- 71 Rick Donnelly vs. N.Y. Jets, 11-9-86

#### *Most Fair Catches Forced, Season*

- 45 Dan Stryzinski, 1997
- 34 Dan Stryzinski, 1999
- 29 Dan Stryzinski, 1998
- 25 Dan Stryzinski, 1996
- 21 Dan Stryzinski, 1995
- 20 Scott Fulhage, 1989
- 20 John James, 1976

## INDIVIDUAL RECORDS

### INTERCEPTIONS

#### *Most Passes Intercepted, Career*

- 39 Rolland Lawrence, 1973-81
- 31 Ray Brown, 1971-77
- 30 Scott Case, 1984-94
- 29 Ken Reaves, 1966-74
- 27 Bobby Butler, 1981-1992
- 24 Deion Sanders, 1989-93
- 20 Tom Pridemore, 1978-85
- 17 Tom Hayes, 1971-75
- 16 Ray Buchanan, 1997-99
- 16 Kenny Johnson, 1980-86
- 13 Ray Easterling, 1972-80
- 12 Tommy Nobis, 1966-76
- 12 Greg Brezina, 1968-79

#### *Most Passes Intercepted, Season*

- 10 Scott Case, 1988
- 9 Rolland Lawrence, 1975
- 8 Ray Brown, 1974
- 7 Ray Buchanan, 1998
- 7 Deion Sanders, 1993
- 7 Ken Reaves, 1967
- 7 Rolland Lawrence, 1977
- 7 Al Richardson, 1980
- 7 Tom Pridemore, 1981

#### *Most Passes Intercepted, Game*

- 2 - 42 times—Last time, Ray Buchanan vs. N.O., 12-5-99

#### *Most Consecutive Games Pass Int.*

- 4 D.J. Johnson (Weeks 2-5, 1994 Season)
- 4 Ken Reaves (3 games-1970, 1-1971)

#### *Most Interception Return Yards, Career*

- 658 Rolland Lawrence, 1973-80
- 574 Ray Brown, 1971-77
- 520 Deion Sanders, 1989-93
- 439 Ken Reaves, 1966-73
- 372 Tom Pridemore, 1978-85
- 264 Scott Case, 1984-94
- 246 Kenny Johnson, 1980-86
- 232 Ray Buchanan, 1997-99
- 227 Bobby Butler, 1981-1992
- 203 Rick Byas, 1974-80
- 197 Tom Hayes, 1971-75
- 177 Vinnie Clark, 1993-94
- 186 Al Richardson, 1980-85
- 182 Tommy Nobis, 1966-76

#### *Most Interception Return Yards, Season*

- 221 Tom Pridemore, 1981
- 164 Ray Brown, 1974
- 163 Rolland Lawrence, 1975
- 153 Ken Reaves, 1967
- 153 Deion Sanders, 1990
- 139 Al Richardson, 1980
- 119 Vinnie Clark, 1994
- 105 Darnell Walker, 1994
- 102 Ray Buchanan, 1998
- 84 Jessie Tuggle, 1995

#### *Most Interception Return Yards, Game*

- 101 Tom Pridemore vs. SF (1 INT), 9-20-81

#### *Most Interceptions For TD's, Career*

- 3 Deion Sanders, 1989-93
- 2 Ray Brown, 1971-77
- Tom Hayes, 1971-75
- Tommy Nobis, 1966-76
- Robert Pennywell, 1977-80
- Kenny Johnson, 1980-86

#### *Most Interceptions For TD's, Season*

- 2 Tom Hayes, 1973
- Kenny Johnson, 1983
- Deion Sanders, 1990

#### *Most Interceptions For TD's, Game*

- 2 Kenny Johnson vs. GB (26 and 31), 11-27-83

## INDIVIDUAL RECORDS

### FUMBLE RECOVERIES

#### **Most Recoveries, Career**

- 13 Greg Brezina (12 yards), 1968-79
- 13 Chuck Smith, 1992-99
- 12 Tommy Nobis (6), 1966-76
- 11 Tom Pridemore (50), 1978-85
  - Claude Humphrey (49), 1968-78
  - Mike Gann (90), 1985-93
- 10 Rolland Lawrence (20), 1973-80
  - Don Hansen (14), 1969-75
  - Jessie Tuggle (58), 1987-99

#### **Most Recoveries, Season**

- 5 Ralph Ortega (14 yards), 1977
- Frank Reed (13), 1978
- Greg Brezina (0), 1969
- Jeff Yeates (0), 1979

#### **Most Recoveries, Game**

- 2 Thirteen Times, Last time by Lester Archambeau at Detroit, 8-31-97

#### **Most Yards, Fumble Recoveries, Career**

- 154 Jessie Tuggle (7 recoveries), 1987-97
- 113 Bob Glazebrook (4), 1978-83
- 111 Joel Williams (8), 1979-89
- 97 Bobby Butler (8), 1981-92
- 90 Mike Gann (10), 1985-93
- 90 John Mallory (6), 1967-71

#### **Most Yards, Fumble Recoveries, Season**

- 91 Bob Glazebrook (2 recoveries), 1982
- 76 James Britt (2), 1986
- 75 Oliver Barnett (1), 1991
- 74 Jim Weatherford (3), 1969
- 69 Jessie Tuggle (1), 1992

#### **Most TD's, Fumble Recoveries, Career**

- 5\* Jessie Tuggle (10 recoveries), 1987-98 (5 is an NFL record)
- 2 Mike Gann (10), 1985-93
  - Joel Williams (8), 1979-89
  - Bobby Butler (8), 1981-92
  - Kenny Johnson (7), 1980-86
  - John Mallory (6), 1967-71

#### **Most TD's, Fumble Recoveries, Season**

- 2 Kenny Johnson, 1981
  - 1 32 Times (Last time: Jessie Tuggle vs. SF, 11-15-98, 1 yard)

#### **Most TD's Fumble Recoveries, Game**

- 1 34 Times (Last time: Jessie Tuggle vs. SF, 11-15-98, 1 yard)

#### **Safeties, Career**

- 2 Claude Humphrey, 1968-78
  - Brian Jordan, 1989-91
- 1 14 Players, last safety by Jordan, Seattle, Dec. 15, 1991

### SACKS

#### **Most Sacks, Career**

- 62.5 (510 yds) Claude Humphrey, 1968-78
- 58.5 (321.5 yds) Chuck Smith, 1992-99
- 38.5 (311 yds) Don Smith, 1979-84
- 38.0 (327 yds) John Zook, 1969-75
- 36.0 (314 yds) Jeff Merrow, 1975-83
- 31.0 Lester Archambeau 1993-99
- 30.5 (232 yds) Rick Bryan, 1984-91
- 29.5 (162.5 yds) Mike Gann, 1985-93

#### **Most Sacks, Season**

- 16.0 Joel Williams, 1980
- 15.0 Claude Humphrey, 1976
- 12.5 Claude Humphrey, 1974
- 12.0 Chuck Smith, 1997
- 12.0 Claude Humphrey, 1971
- 11.0 Chuck Smith, 1994
- 10.5 Travis Hall, 1997
- 10.5 Al Richardson, 1981
- 10.0 Jeff Merrow, 1977
- 10.0 Chuck Smith, 1999
- 10.0 Claude Humphrey, 1977
- 10.0 John Zook, 1975
- 10.0 Claude Humphrey, 1973
- 9.0 Chris Doleman, 1995

# Opponents Individual Records

## Most Points Scored

- 30 (5 TDs), Jerry Rice, 49ers, 10-14-90  
 24 (4 TDs), Dan Reeves, Cowboys, 11-5-67  
 24 (4 TDs), Roy Jefferson, Steelers, 11-3-68

## Most TD's Scored

- 5, Jerry Rice, 49ers, 10-14-90  
 4, Dan Reeves, Cowboys, 11-5-67  
 4, Roy Jefferson, Steelers, 11-3-68

## Most PAT Attempts

- 8, Chip Lohmiller, Rams, 11-10-96  
 8, Don Chandler, Packers, 10-23-66

## Most PAT's Made

- 8, Chip Lohmiller, Rams, 11-10-96  
 8, Don Chandler, Packers, 10-23-66

## Most FG Attempts

- 7, Jim Bakken, Cardinals, 12-9-73

## Most FG's Made

- 6, Jeff Wilkins, 49ers, 9-29-96  
 6, Jim Bakken, Cardinals, 12-9-73

## Longest FG

- 56 Yds Mike Cofer, 49ers, 10-14-90  
 54 Yds Jan Stenerud, Vikings, 9-16-84

## Most Yds Rushing

- 191, Greg Pruitt, Browns, (26 Att.), 10-17-76  
 181, Marshall Faulk, Rams (18 Att.), 10-17-99  
 181, Kenneth Davis, Bills, (20 Att.), 11-21-92  
 167, Emmitt Smith, Cowboys (26 att), 10-29-95

## Most Carries

- 33, Lydell Mitchell, Colts, (151 yds), 11-17-74  
 32, Emmitt Smith, Dallas, (160 yds), 12-22-91

## Highest Average

- 10.4, Delvin Williams, 49ers, (10-104), 12-14-75  
 10.2, Keith Griffin, Redskins, 16-164), 11-3-85

## Most TD's Rushing

- 3, Barry Foster, Steelers, 9-27-93  
 3, Mark Van Eeghen, Raiders, 10-14-79  
 3, Lawrence McCutcheon, Rams, 12-4-76  
 3, Chuck Foreman, Vikings, 11-9-75  
 3, Don Nottingham, Dolphins, 11-3-74

## Longest Run

- 911, Herschel Walker, Eagles, 11-27-94  
 781, Bruce Harper, Jets, 10-23-83

## Most Yds Passing

- 501, Johnny Unitas, Colts, 9-17-67  
 476, Joe Montana, 49ers, 10-14-90  
 442, Mark Rypien, Redskins, 11-10-91  
 429, Joe Montana, 49ers, 10-6-85  
 413, Dave Krieg, Cardinals, 11-26-95  
 401, Johnny Unitas, Colts, 9-17-67

## Most Passing Att

- 57, Joe Montana, 49ers, 10-6-85  
 51, Steve DeBerg, 49ers, 9-27-80

## Most Comp

- 37, Joe Montana, 49ers, 10-6-85  
 35, Dan Marino, Dolphins, 12-3-95  
 32, Steve DeBerg, 49ers, 9-27-80

## Most Cons. Comp

- 17, Ken O'Brien, Jets, 11-9-86

## Best Comp Pct.

- 93.8 (15-of-16), Steve Young, 10-16-94  
 85.0 (17-of-20), Johnny Unitas, Colts, 11-12-67

## Longest TD Pass

- 99 yds, Ron Jaworski, Eagles, 11-10-85  
 97 yds, Steve Young, 49ers, 11-3-91  
 93 yds, Steve DeBerg, 49ers, 9-27-80  
 90 yds, Billy Joe Hobert, Saints, 10-10-99  
 89 yds, Kerry Collins, Panthers, 12-17-95



Jerry Rice

## Most TD Passes

- 6, Mark Rypien, Redskins, 11-10-91  
 6, Joe Montana, 49ers, 10-14-90  
 5, Joe Montana, 49ers, 10-16-85  
 5, Terry Bradshaw, Steelers, 11-15-81

## Most Had Intercepted

- 5, by Archie Manning, Saints, 9-16-73  
 5, by Jim Hart, Cardinals, 11-9-80

## Most Yds. Receiving

- 233, by Isaac Bruce, Rams, 11-2-97  
 226, by Eddie Kennison, Rams, 12-15-96  
 225, by Jerry Rice, 49ers, 10-14-90  
 205, by Wes Chandler, Saints, 9-2-79  
 203, by Gary Clark, Redskins, 11-10-91  
 191, by Isaac Bruce, at Rams, 10-12-95

## Most Receptions

- 13, by Jerry Rice, 49ers, 10-14-90  
 12, by Jerry Rice, 49ers, 12-24-95  
 12, by Roger Craig, 49ers, 10-6-85  
 11, by Carl Pickens, Bengals, 11-24-96

## Most TD Receptions

- 5, Jerry Rice, 49ers, 10-14-90  
 4, Roy Jefferson, Steelers, 11-3-68

## Longest Reception

- 99t, Mike Quick, Eagles, 11-10-85  
 97t, John Taylor, Eagles, 11-3-91  
 93t, Freddie Solomon, 49ers, 9-27-80  
 90t, Eddie Kennison, Saints, 10-10-99  
 89t, Willie Green, Panthers, 9-3-95  
 88t, Tom Matte, Colts, 9-17-67

## Most Interceptions

- 3, Albert Lewis, Chiefs, 9-1-91  
 3, Albert Lewis, Chiefs, 12-8-85  
 3, Paul Marita, Broncos, 10-18-70

## Longest INT Return

- 93t, by Deion Sanders, 49ers, 10-16-94

## Longest KOR

- 102t, Tony Horne, Rams, 11-29-98  
 102t, Alexander Wright, Cowboys, 12-22-91

## Most KOR's

- 7, Vernon Turner, Buccaneers, 10-9-94  
 7, Walter Stanley, Patriots, 11-29-92  
 7, Dexter Carter, 49ers, 10-13-91  
 7, Stump Mitchell, Cardinals, 10-18-81  
 7, John Arnold, Lions, 10-5-80

## Most KOR Yards

- 199, Tyrone Hughes, Saints, 9-17-95  
 198, Herschel Walker, Cowboys, 10-20-96  
 193, Alexander Wright, Cowboys, 12-22-91

## Most KOR TD's

- 1, 10 times, most recently, Michael Bates, Panthers, 100 yards, 10-31-99

## Most Punt Returns

- 9, Ralph McGill, 49ers, 10-29-72

## Most Punt Return Yards

- 207, LeRoy Irvin, Rams, 10-11-81

## Most TD's by Punt Return

- 2, LeRoy Irvin, Rams, 10-11-81  
 2, Todd Kinchen, Rams, 12-27-92  
 1, 6 times, most recently, Kinchen, Rams

## Most Punts

- 11, Dave Jennings, Giants, 10-25-81

## Highest Punting Avg.

- 53.0, Dave Jennings, Giants, 10-25-81 (4 Min.)

## Highest Return Avg.

- 31.0 (6 ret), LeRoy Irvin, Rams, 10-11-81 (3 Min)

## Longest Fumble Return

- 97t, Chuck Howley, Cowboys, 9-18-66



Joe Montana

# NFL Records

**\*\* Where some current and former Falcons stand in the NFL's all-time record books**

## Most Seasons, One Club

- 20 Jackie Slater, Rams, 1976-95
- 19 Jim Marshall, Minnesota, 1961-79
- 18 JEFF VAN NOTE, Atlanta, 1969-86  
Jim Hart, St. Louis, 1966-83  
Pat Leahy, Jets, 1974-91
- 17 MIKE KENN, Atlanta, 1978-94

## Most Games Played, NFL History

- 340 George Blanda (Chi, Balt, Hou, Oak)
- 282 Jim Marshall (Clev, Minn)
- 278 CLAY MATTHEWS (Clev, Atlanta)

## Most Field Goals, 50 or more yards

- 35 MORTEN ANDERSEN (N.O., Atl)**
- 22 Nick Lowery (K.C.)
- 21 Eddie Murray (Det, Wash, Minn)
- 20 NORM JOHNSON (Sea, Atl, Pitt)
- 19 Dean Biasucci, Indianapolis/St. Louis

## Most Field Goals, 50, Season

- 8 MORTEN ANDERSEN, 1995**
- 6 Dean Biasucci, Indy, 1988
- 5 NORM JOHNSON, 1986  
Fred Steinfort, 1980
- 4 NORM JOHNSON, 1992  
Six others

## Most Seasons 100 or More Points

- 12 MORTEN ANDERSEN**
- 11 Gary Anderson
- 11 Nick Lowery

## Most Consecutive Games Scoring

- 253 MORTEN ANDERSEN**
- 187 Jim Breech
- 155 Ray Wersching
- 151 Fred Cox

## Most Two-Point Conversions

- 6 TERENCE MATHIS**
- 4 Gino Cappelletti
- 4 Rob Moore

## Most Safeties, Season

- 2 BRIAN JORDAN, Atlanta, 1991  
Eleven Others in NFL history tie

## Most 50 FG's, Game

- 3 MORTEN ANDERSEN, Atlanta, 1995**
- 2 MICK LUCKHURST, 1982, Atlanta  
MICK LUCKHURST, 1984, Atlanta  
PAUL MCFADDEN, 1989, Atlanta  
NORM JOHNSON, 1986, Seattle

Several others Kickers have tied

## Most Rushing Attempts, Season

- 410 JAMAL ANDERSON, Atlanta, 1998**
- 407 James Wilder, Tampa Bay, 1984
- 404 Eric Dickerson, LA Rams, 1986
- 397 GERALD RIGGS, Atlanta, 1985

## Most Passes Attempted, Game

- 70 Drew Bledsoe, N.E., 1994
- 68 George Blanda, Houston, 1964
- 66 CHRIS MILLER (as a Falcon), 1989

## Lowest Int., Percentage, Season

- 0.66 Joe Ferguson, Buffalo (1-151), 1976
- 0.90 Steve DeBerg, KC (4-444), 1990
- 1.16 STEVE BARTKOWSKI, Atlanta (5-432), '83

## Most Times Sacked, Game

- 12 Bert Jones, Baltimore, 1980  
Warren Moon, Houston, 1985
- 11 BOB BERRY, Atlanta, 1968  
Eleven Others tie

## Most Receptions, 1st Five Years

- 394 ANDRE RISON (as a Falcon)
- 389 Sterling Sharpe, Green Bay
- 358 Roger Craig, San Francisco

## Longest Interception Return

- 103 Louis Oliver, Miami, 1992
- 103 Vencie Glenn, San Diego, 1987
- 102 Six Players
- 101 TOM PRIDEMORE, Atlanta, 1981  
Four Others

## Most Touchdowns, Int, Game

- 2 KENNY JOHNSON, Atlanta, 1983  
(Tied with 14 others)

## Most Punts, Career

- 1,154 Dave Jennings, Giants/Jets
- 1,083 JOHN JAMES, Atlanta
- 1,072 Jerrel Wilson, KC

## Most Punts, Season

- 114 Bob Parsons, Chicago, 1981
- 109 JOHN JAMES, Atlanta, 1978
- 108 Rick Tuten, Seattle, 1992
- 108 John Teltschik, Philadelphia, 1986

## Most Yards, Career Punt Returns

- 3,668 Dave Meggett, N.Y. Giants
- 3,317 BILLY "WHITE SHOES" JOHNSON, Hous/Atl
- 3,169 Vai Sikahema, Cardinals/GB/Philly
- 3,008 Rick Upchurch, Denver

## Most TD's Career Punt Returns

- 9 ERIC METCALF, Cleveland/Atlanta
- 8 Jack Christiansen, Detroit  
Rick Upchurch, Denver
- 7 David Meggett, New England/N.Y. Giants
- 6 BILLY JOHNSON, Houston/Atlanta
- 6 Brian Mitchell, Washington

## Most Combined KO/Punt Returns for TD's

- 11 ERIC METCALF, 1989-97
- 9 Mel Gray, 1986-96  
Ollie Matson, 1952-66  
BILLY JOHNSON, 1974-88  
Gale Sayers, 1965-71  
Rick Upchurch, 1975-83  
Jack Christiansen, 1951-58  
Bobby Mitchell, 1958-68

## Most TD's Punt Returns, Season

- 4 Jack Christiansen, Detroit, 1951  
Rick Upchurch, Denver, 1976
- 3 BILLY JOHNSON, Houston, 1975
- 3 ERIC METCALF, S.D., 1997  
Desmond Howard, G.B., 1996  
Ermlen Tunnell, N.Y. Giants, 1951  
LeRoy Irvin, L.A. Rams, 1981

## Most Kickoff Returns, Career

- 412 Mel Gray, Detroit/Houston
- 319 Brian Mitchell, Washington
- 275 RON SMITH, Atlanta

## Most Kickoff Returns, Game

- 9 Noland Smith - KC, Dino Hall - Cleveland,  
Paul Palmer - KC, ERIC METCALF - Atl

## Most Kickoff Yards, Career

- 10,057 Mel Gray, Detroit/Houston
- 7,356 Brian Mitchell, Washington
- 6,922 RON SMITH, Atlanta

## Most TD's, Opp. Fumble Recoveries, Career

- 5 JESSIE TUGGLE, Atlanta, 1987-96**
- 4 Bill Thompson, Denver, 1969-81
- 3 Tied by 17 Players

## Most TD's, Opp. Fumble Recoveries, Season

- 2 KENNY JOHNSON, Atlanta, 1981  
Tied with 22 others

# Career Service

## Most Seasons Played

- 18 Jeff Van Note (1969-86)
- 17 Mike Kenn (1978-1994)
- 13 Jessie Tuggle (1987-99)
- 12 Bobby Butler (1981-1992)
- 11 Steve Bartkowski (1975-85)
- 11 Tommy Nobis (1966-76)
- 11 Scott Case (1984-94)
- 10 Elbert Shelley (1987-96)
- 10 Rick Bryan (1984-93)
- 10 Claude Humphrey (1968-74, 76-78)
- 10 John James (1972-81)
- 10 Fulton Kuykendall (1975-84)



**Jeff  
Van Note**

## Most Games Played

- 251 Mike Kenn (1978-94)
- 246 Jeff Van Note (1969-86)
- 201 Jessie Tuggle (1987-99)
- 170 Bobby Butler (1981-1992)
- 162 Scott Case (1984-94)
- 155 Jim Mitchell (1969-1979)
- 155 Greg Brezina (1968-79)
- 148 John James (1972-81)
- 133 Tommy Nobis (1966-76)
- 127 Claude Humphrey (1968-74, '76-78)
- 123 Steve Bartkowski (1975-85)
- 123 Fulton Kuykendall (1975-84)
- 123 Bob Whitfield (1992-99)
- 122 John Rade (1983-1991)
- 119 Elbert Shelley (1987-96)
- 118 Mike Gann (1984-93)



**Jessie  
Tuggle**

## Most Games Started

- 251 Mike Kenn
- 225 Jeff Van Note
- 182 Jessie Tuggle
- 133 Tommy Nobis
- 127 Claude Humphrey
- 126 Bobby Butler
- 122 Scott Case

## Most Consecutive Games Played

- 155 Jeff Van Note (1976-86)
- 118 Bob Whitfield (1992-99)
- 110 Jessie Tuggle (1992-Week 5 of '99)
- 112 Ken Reaves (1966-73)
- 107 Buddy Curry (1980-87)
- 100 Steve Bartkowski (1977-84)
- 94 Mike Kenn (1978-84)
- 85 Moe Gardner (1992-96)

## Most Consecutive Games Started

- 112 Jeff Van Note (1970-84)
- 112 Bob Whitfield  
(Week 1, 1993 – Week 17, 1999)
- 100 Steve Bartkowski  
(Week 8, 1977 – Week 10, 1984)
- 90 Mike Kenn (1978 – Week 2, 1984)
- 89 Jessie Tuggle  
(Week 3, 1992 – Week 11, 1997)
- 86 Jim Mitchell  
(Week 5, 1971 – Week 6, 1977)
- 79 Buddy Curry (1980 – Week 6, 1985)
- 78 Tom Pridemore  
(Week 12, 1979 – Week 16, 1984)

## Most Pro Bowl Appearances

- 6 Claude Humphrey  
(1970, 71, 72, 73, 74, 77)
- 6 Jeff Van Note  
(1974, 75, 79, 80, 81, 82)
- 5 Jessie Tuggle (1992, 94, 95, 97, 98)
- 5 Tommy Nobis (1966, 67, 68, 70, 72)
- 5 Mike Kenn (1980, 81, 82, 83, 84)
- 4 Elbert Shelley (1992, 93, 94, 95)
- 4 Andre Rison (1990, 91, 92, 93)
- 4 Bill Fralic (1986-89)
- 4 William Andrews (1980, 81, 82, 83)

## Most Consecutive Pro Bowl Appearances

- 5 Claude Humphrey (1970-74)
- 5 Mike Kenn (1980-84)
- 4 Elbert Shelley (1992-95)
- 4 Andre Rison (1990-93)
- 4 William Andrews (1980-83)
- 4 Jeff Van Note (1979-82)



# Consecutive Streaks

## SCORING

### **Most Consecutive Games, Scoring**

- 80 Morten Andersen (Week 1, 1995 through Week 17, 1999)
- 68 Mick Luckhurst (Week 1, 1981 through Week 11, 1985)

### **Most Consecutive Games Scoring TD**

- 6 Terance Mathis, 1998 (all receiving)
- 5 Eric Metcalf, 1995 (3 rec, 1 return)
- 4 Bert Emanuel, 1997 (all receiving)
- 4 Andre Rison, 1993 (all receiving)
- 4 Gerald Riggs, 1986 (all rushing)
- 4 Jim Mitchell, 1975 (3 rec, 1 fumble)
- 4 Dave Hampton, 1975 (3 rush, 1 rec)

### **Most Consecutive Games With TD Pass**

- 27 Chris Chandler  
(Week 3, 1997 - Week 3, 1999)
- 14 Steve Bartkowski  
(Week 7, 1980 - Week 4, 1981)
- 14 Chris Miller  
(Week 11, 1991 - Week 8, 1992)

### **Most Consecutive Games With TD Catch**

- 6 Terance Mathis, 1998
- 4 Bert Emanuel, 1997
- 4 Andre Rison, 1993
- 4 Andre Rison, 1991
- 3 Eight Times - Last by T. Martin - '98

## KICKING

### **Most Consecutive PAT's**

- 139 Norm Johnson, 1991-94
- 134 Mick Luckhurst, 1983-1987

### **Most Consecutive Games FG Made**

- 11 Norm Johnson, 1993
- 10 Morten Andersen, 1997
- 10 Morten Andersen, 1996
- 8 Nick Mike-Mayer, 1973

### **Most Consecutive Field Goals**

- 26 Norm Johnson, 1992-93
- 18 Morten Andersen, 1995
- 17 Mick Luckhurst, 1984-85
- 15 Norm Johnson, 1991
- 14 Norm Johnson, 1994
- 12 Morten Andersen, 1996
- 10 Morten Andersen, 1997
- 10 Morten Andersen, 1995



Morten Andersen

## RUSHING

### **Most Consecutive 100-Yard Games**

- 6 Jamal Anderson, 1998

- 4 Gerald Riggs, 1985
- 3 William Andrews, 1983
- 3 Gerald Riggs, 1986

### **Most Consecutive 1,000-yard Seasons**

- 3 Jamal Anderson, 1996-98
- 3 William Andrews, 1979-81
- 3 Gerald Riggs, 1984-86

## RECEIVING

### **Most Consecutive Games With Reception**

- 103 Alfred Jenkins, 1975-1983
- 57 Andre Rison, 1990-94
- 48 Terance Mathis, 1997-99

### **Most Consecutive 100-Yard Games**

- 4 Terance Mathis, 1994 (Nov. 13 10-125, Nov. 20 8-168, Nov. 27 10-124, Dec. 4 7-128)
- 4 Andre Rison, 1990 (Sept. 23 11-128, Oct. 7 10-154, Oct. 14 9-172, Oct. 21 5-161)
- 3 Stacey Bailey, 1983 (Oct. 27-106, Oct. 9, 7-109, Oct. 16, 6-106)

## PASSING

### **Most Consecutive Passes Completed**

- 13 Jeff George vs. Detroit, 11-5-95
- 13 Jeff George vs. NO, 12-11-94
- 12 Jeff George at Det, 9-4-94
- 11 Jeff George vs. Philadelphia, 9-22-96
- 11 Jeff George vs. Det., 11-5-95
- 10 Bobby Hebert vs. N.O., 11-17-96
- 10 Steve Bartkowski vs. Rams, 10-7-84
- 10 Steve Bartkowski vs. Hou, 11-29-81
- 10 Randy Johnson vs. Detroit (6) 11-9-69 and Chicago (4) 11-16-69
- 10 Chris Miller vs. Dallas, 9-17-89

### **Most Consecutive Passes Without INT**

- 197 Steve Bartkowski, 1982-83
- 185 Chris Miller, 1989

### **Most Consecutive Games With TD Pass**

- 22 Chris Chandler, 1997-99
- 14 Steve Bartkowski, 1980-81
- 14 Chris Miller, 1991-92
- 13 Chris Miller, 1989-90

## INTERCEPTIONS

### **Most Consecutive Games Pass INT**

- 4 Ken Reaves  
(Last 3-1970, Opener-1971)

# Top Performances

## RUSHING YARDAGE

- 202 - Gerald Riggs vs. N.O., 9-2-84 (35 att)  
 197 - Gerald Riggs vs. K.C., 12-8-85 (26 att)  
 192 - Erric Pegram vs. S.F., 9-19-93 (27 att)  
**188 - Jamal Anderson at StL, 11-29-98 (31 att)**  
 180 - Erric Pegram vs. Cin, 12-26-93 (37 att)  
**172 - Jamal Anderson vs. StL, 11-1-98 (22 att)**  
 172 - Gerald Riggs vs. Miami, 11-30-96 (33 att)  
 167 - William Andrews vs. N.O., 9-2-79 (30 att)  
**162 - Jamal Anderson vs. StL, 11-2-97 (20 att)**  
 162 - Steve Broussard vs. Wash, 12-19-93 (26 att)  
 161 - William Andrews vs. Mia, 12-10-83 (21 att)  
 161 - Dave Hampton vs. L.A., 10-1-72 (29 att)  
 158 - Gerald Riggs vs. N.O., 12-22-85 (39 att)  
 158 - William Andrews vs. Buff, 12-17-83 (28 att)  
 155 - Mike Rozier vs. Dallas, 12-30-90 (21 att)  
**152 - Jamal Anderson at Arizona, 12-21-97 (33 att)**  
 150 - William Andrews vs. Phil, 10-2-83 (25 att)  
 150 - William Andrews vs. Det, 9-18-83 (32 att)  
**148 - Jamal Anderson at N.O., 12-13-98 (27 att)**  
**147 - Jamal Anderson at Det., 12-20-98 (30 att)**  
 145 - Lynn Cain vs. L.A. Rams, 10-7-84 (35 att)  
 141 - Gerald Riggs vs. L.A. Rams, 10-12-86 (35 att)  
 139 - Gerald Riggs vs. Sea, 10-13-85 (23 att)  
 136 - Gerald Riggs vs. S.F., 9-30-84 (28 att)  
 136 - Gerald Riggs vs. Ind, 12-7-86 (30 att)  
 135 - Dave Hampton vs. StL, 9-21-75 (23 att)  
 134 - Gerald Riggs vs. Wash, 11-5-84 (27 att)  
 133 - Gerald Riggs vs. S.F., 12-2-84 (30 att)  
**132 - Jamal Anderson vs. NO, 10-18-98 (25 att)**  
 131 - Gerald Riggs vs. Det, 9-8-85 (31 att)  
 131 - William Andrews vs. S.D., 12-2-79 (21 att)  
 129 - Gerald Riggs vs. Phil, 11-10-85 (27 att)  
 129 - William Andrews vs. G.B., 11-27-83 (20 att)  
 129 - Haskel Stanback vs. N.O., 12-18-77 (22 att)  
 129 - Gerald Riggs vs. T.B., 9-28-86 (27 att)  
 128 - Erric Pegram vs. L.A. Rams, 11-14-93 (27 att)  
 127 - Gerald Riggs vs. Wash, 11-3-85 (22 att)  
 127 - Gerald Riggs vs. Dallas, 10-27-85 (24 att)  
 127 - Jim Butler vs. S.F., 10-4-70 (17 att)  
 126 - William Andrews vs. S.F., 9-25-83 (28 att)  
 125 - William Andrews vs. N.E., 10-30-83 (25 att)  
 125 - John Settle vs. Den, 10-16-88 (25 att)  
 124 - William Andrews vs. N.E., 9-14-80 (19 att)  
**123 - Jamal Anderson at SF, 9-27-98 (13 att)**  
 123 - Erric Pegram vs. N.O., 10-24-93 (34 att)  
 123 - Gerald Riggs vs. L.A. Rams, 11-17-85 (41 att)  
 123 - Lynn Cain vs. Minn, 9-7-80 (24 att)  
 123 - Woody Thompson vs. N.O., 11-20-77 (24 att)  
**122 - Jamal Anderson vs. Ind., 12-6-98 (30 att)**  
 121 - William Andrews vs. Phil, 9-10-79 (24 att)  
 120 - Craig Heyward vs. N.Y. Jets, 9-24-95 (19 att)  
 120 - Gerald Riggs vs. Wash, 9-20-87 (23 att)  
 120 - Gerald Riggs vs. Hou, 9-23-84 (25 att)  
 119 - William Andrews vs. Rams, 11-21-82 (21 att)  
 119 - William Andrews vs. Rams, 10-11-81 (21 att)  
 119 - Gerald Riggs vs. Dallas, 12-6-87 (30 att)  
**117 - Jamal Anderson vs. Car, 10-4-98 (31 att)**  
 117 - Craig Heyward vs. Rams, 11-19-95 (20 att)  
 117 - Junior Coffey vs. Clev, 10-30-66 (17 att)  
 115 - William Andrews vs. StL, 11-9-80 (20 att)  
 115 - William Andrews vs. Rams, 12-14-81 (23 att)  
 115 - Gerald Riggs vs. S.F., 9-18-88 (19 att)  
 115 - John Settle vs. Seattle, 10-2-88 (21 att)  
 115 - Mike Rozier vs. T.B., 12-2-90 (23 att)  
 114 - Jim Butler vs. N.O., 10-24-71 (20 att)  
 113 - Gerald Riggs vs. Hou, 10-25-87 (21 att)  
 112 - Gerald Riggs vs. Cin, 11-15-87 (23 att)  
 112 - Haskel Stanback vs. T.B., 9-24-78 (23 att)  
 111 - William Andrews vs. Rams, 10-26-80 (20 att)  
 111 - William Andrews vs. Wash, 11-30-80 (24 att)  
 110 - Gerald Riggs vs. Chi, 11-24-85 (30 att)  
**109 - Jamal Anderson vs. Car, 11-3-96 (22 att)**  
 109 - Gerald Riggs vs. Dallas, 9-21-86 (25 att)  
**108 - Jamal Anderson at Car, 9-1-96 (14 att)**

- 108 - William Andrews vs. S.F., 12-19-82 (24 att)  
 108 - Gerald Riggs vs. StL, 9-14-86 (29 att)  
 107 - Sonny Collins vs. S.F., 11-14-76 (31 att)  
 106 - Dave Hampton vs. Denver, 11-23-75 (26 att)  
 105 - William Andrews vs. S.F., 12-4-80 (18 att)  
**104 - Jamal Anderson at N.E., 11-8-98 (32 att)**  
 104 - Bubba Bean vs. Rams, 11-19-79 (17 att)  
 104 - Cliff Auslin vs. N.O., 9-7-86 (27 att)  
 104 - Steve Broussard vs. S.F., 10-13-91 (10 att)  
**103 - Jamal Anderson vs. Mia., 12-27-98 (18 att)**  
**103 - Jamal Anderson at Det, 10-6-96 (16 att)**  
 103 - Art Malone vs. Rams, 10-1-72 (18 att)  
**102 - Byron Hanspard vs Ari., 12-26-99 (26 att)**  
 102 - Craig Heyward at N.O., 9-10-95 (25 att)  
 102 - Lynn Cain vs. Det, 10-5-80 (21 att)  
 102 - John Settle vs. N.O., 9-11-88 (10 att)  
 102 - Mike Rozier vs. Rams, 12-23-90 (21 att)  
 101 - William Andrews vs. Phil, 12-7-80 (18 att)  
 101 - William Andrews vs. Hou, 11-19-81 (25 att)  
 101 - Dave Hampton vs. N.O., 10-5-75 (25 att)  
 101 - Steve Broussard vs. S.D., 9-15-91 (20 att)  
**100 - Jamal Anderson vs. S.F., 11-15-98 (31 att)**  
 100 - Sonny Collins vs. Sea, 11-7-76 (17 att)  
 100 - William Andrews vs. S.F., 9-28-80 (21 att)

## RECEIVING YARDAGE

- 198 - Terance Mathis at N.O., 12-13-98 (6 rec)**  
 193 - Andre Rison at Det, 9-4-94 (14 rec)  
 193 - Alfred Jackson vs. S.F., 12-2-84 (11 rec)  
 190 - Michael Haynes vs. Wash, 12-17-89 (6 rec)  
 190 - Ken Burrow vs. Det, 10-3-71 (6 rec)  
 190 - Ken Burrow vs. N.O., 12-19-71 (8 rec)  
**184 - Terance Mathis vs. Rams, 11-19-95 (10 rec)**  
 187 - Michael Haynes vs. N.O., 11-24-91 (6 rec)  
 182 - Michael Haynes vs. N.O., 9-12-93 (7 rec)  
 179 - Alfred Jenkins vs. N.O., 11-1-81 (5 rec)  
 177 - Andre Rison vs. Chi, 9-27-92 (10 rec)  
 173 - Bert Emanuel vs. Rams, 12-15-96 (9 rec)  
 172 - Andre Rison vs. S.F., 10-14-90 (9 rec)  
 169 - Stacey Bailey vs. Dallas, 9-25-88 (4 rec)  
**166 - Terance Mathis at Pitt., 10-25-99 (12 rec)**  
**163 - Terance Mathis at Den, 11-20-94 (8 rec)**  
**162 - Tim Dwight vs. S.F., 1-3-00 (7 rec)**  
 161 - Andre Rison vs. Rams, 10-21-90 (5 rec)  
 159 - Stacey Bailey vs. Wash, 12-4-83 (9 rec)  
 158 - Stacey Bailey vs. Rams, 10-7-84 (7 rec)  
 155 - Eric Metcalf at N.O., 9-17-95 (11 rec)  
 154 - Andre Rison vs. N.O., 10-7-90 (10 rec)  
 153 - Billy Johnson vs. N.O., 10-20-85 (11 rec)  
 153 - Wallace Francis vs. NYG, 10-1-78 (7 rec)  
 152 - Alfred Jenkins vs. Wash, 9-25-77 (7 rec)  
 148 - Wallace Francis vs. S.F., 12-14-80 (4 rec)  
 148 - Michael Haynes vs. Dallas, 12-22-91 (5 rec)  
 147 - Andre Rison vs. T.B., 12-31-93 (11 rec)  
 147 - Alfred Jenkins vs. S.F., 12-14-75 (7 rec)  
 146 - Floyd Dixon vs. Phil, 10-5-86 (8 rec)  
 144 - Alex Hawkins vs. Phil, 9-18-66 (9 rec)  
 143 - Jim Mitchell vs. L.A. Rams, 9-26-71 (4 rec)  
**140 - Tony Martin vs. Ind., 12-6-98 (7 rec)**  
 140 - Stacey Bailey vs. Phil, 12-16-84 (8 rec)  
 138 - Wallace Francis vs. Den, 9-16-79 (8 rec)  
 136 - Bert Emanuel vs. Ariz, 12-24-94 (4 rec)  
 136 - Billy Johnson vs. Raiders, 12-1-85 (6 rec)  
 136 - Alfred Jenkins vs. Clev, 9-27-81 (6 rec)  
 136 - Alfred Jenkins vs. Mia, 9-21-80 (4 rec)  
 134 - Alfred Jenkins vs. S.F., 11-8-81 (7 rec)  
**130 - Terance Mathis at S.F., 9-27-98 (7 rec)**  
 129 - Alfred Jenkins vs. Den, 9-16-79 (5 rec)  
**128 - Terance Mathis at S.F., 12-4-94 (7 rec)**  
 128 - George Thomas vs. Minn, 9-8-81 (7 rec)  
 128 - Andre Rison vs. S.F., 9-23-90 (11 rec)  
 126 - Shawn Collins vs. G.B., 10-1-89 (5 rec)  
**125 - Terance Mathis at N.O., 9-13-94 (10 rec)**  
**124 - Terance Mathis vs. Phil, 11-27-94 (10 rec)**  
 124 - Andre Rison vs. G.B., 12-1-91 (8 rec)

## TOP PERFORMANCES

124 - Alfred Jenkins vs. N.O., 9-2-79 (6 rec)  
**123- Terance Mathis at Car, 9-1-96 (4 rec)**  
**123- Terance Mathis vs. K.C., 9-18-94 (13 rec)**  
 123 - Andre Rison vs. Rams, 9-11-94 (12 rec)  
 123 - Alfred Jenkins vs. Det, 9-18-83 (5 rec)  
 122 - Eric Metcalf at Cin, 11-24-96 (9 rec)  
 122 - Alfred Jenkins vs. Rams, 11-5-72 (7 rec)  
 121 - Bert Emanuel at T.B., 10-22-95 (9 rec)  
 120 - Andre Rison vs. Rams, 11-14-93 (5 rec)  
 120 - Wes Chesson vs. Rams, 11-5-72 (7 rec)  
 120 - Paul Flatley vs. Phil, 12-14-69 (4 rec)  
 119 - Charlie Brown vs. N.O., 9-7-86 (7 rec)  
**117- Terance Mathis at N.E., 11-8-98 (8 rec)**  
 117 - Junior Miller vs. N.E., 9-14-80 (8 rec)  
 118 - Andre Rison at N.O., 11-13-94 (8 rec)  
**116 - Tony Martin vs. N.O., 10-18-98 (7 rec)**  
 116 - Bert Emanuel vs. Minn, 9-8-96 (9 rec)  
 115 - Aubrey Matthews vs. StL, 11-29-87 (7 rec)  
 113 - Alfred Jackson vs. S.F., 11-22-78 (4 rec)  
 113 - Michael Haynes vs. T.B., 12-13-92 (5 rec)  
 113 - Paul Flatley vs. Rams, 9-28-69 (6 rec)  
 112 - Charlie Brown vs. N.Y. Jets, 11-9-86 (6 rec)  
 112 - Michael Haynes vs. Rams, 12-8-91 (6 rec)  
 110 - Billy Johnson vs. Den, 9-22-85 (7 rec)  
 110 - Paul Gibson vs. Rams, 11-22-70 (5 rec)  
 110 - Lynn Cain vs. Oak, 10-24-79 (6 rec)  
 110 - Charlie Brown vs. T.B., 9-28-86 (7 rec)  
 110 - Michael Haynes vs. Rams, 10-27-91 (4 rec)  
**109 - Tony Martin at N.O., 12-13-98 (8 rec)**  
 109 - Bert Emanuel at Rams, 11-10-96 (4 rec)  
 109 - Stacey Bailey vs. N.O., 10-9-83 (7 rec)  
 109 - Milton Barney vs. Rams, 10-18-87 (6 rec)  
 109 - Jim Mitchell vs. Rams, 12-1-74 (7 rec)  
 108 - Bert Emanuel vs. StL, 11-2-97 (6 rec)  
 108 - Wallace Francis vs. Rams, 12-9-79 (10 rec)  
 108 - Billy Rychman vs. Chi, 11-19-78 (8 rec)  
 108 - Arthur Cox vs. N.Y. Jets, 11-9-86 (4 rec)  
**107 - Terance Mathis at Car, 10-26-97 (8 rec)**  
 107 - Drew Hill vs. Rams, 12-27-92 (8 rec)  
 106 - Andre Rison vs. Det, 9-5-93 (6 rec)  
 106 - Stacey Bailey vs. Phil, 10-2-83 (7 rec)  
 106 - Stacey Bailey vs. Rams, 10-16-83 (6 rec)  
 106 - William Andrews vs. Den, 12-5-82 (3 rec)  
 106 - Alfred Jenkins vs. Oak, 11-30-75 (4 rec)  
 106 - Alfred Jenkins vs. Den, 11-23-75 (6 rec)  
 106 - John Settle vs. S.D., 11-13-88 (10 rec)  
 106 - Eric Metcalf at T.B., 10-22-95 (4 rec)  
**105 - Tony Martin vs. Mia., 12-27-98 (3 rec)**  
 105 - Floyd Dixon vs. Wash, 9-20-87 (5 rec)  
 105 - Alfred Jenkins vs. N.Y. Giants, 11-11-79 (6 rec)  
 105 - Harmon Wages vs. N.O., 12-7-69 (3 rec)  
 105 - Michael Haynes vs. Wash, 11-10-91 (2 rec)  
 105 - Mike Pritchard vs. Dallas, 12-21-92 (9 rec)  
 104 - Bert Emanuel at N.O., 9-17-95 (6 rec)  
 104 - Bert Emanuel vs. Det, 11-5-95 (7 rec)  
**102 - Tim Dwight at Car., (11-28-99) (5 rec)**  
**102 - Terance Mathis at Car, 12-17-95 (8 rec)**  
 102 - Stacey Bailey vs. Minn, 9-16-84 (4 rec)  
 102 - Alfred Jenkins vs. N.O., 11-2-75 (4 rec)  
 102 - Alfred Jenkins vs. Hou, 11-28-76 (5 rec)  
 102 - Alfred Jenkins vs. StL, 12-17-78 (5 rec)  
**101 - Terance Mathis at Dallas, 10-20-96 (5 rec)**  
 101 - Paul Flatley vs. Balt, 10-5-69 (3 rec)  
 101 - Alfred Jenkins vs. G.B., 12-12-76 (6 rec)  
 101 - Alfred Jenkins vs. StL, 10-18-81 (4 rec)  
 101 - Michael Haynes vs. Dallas, 12-21-92 (5 rec)  
**100 - Tony Martin vs. Chi., 11-22-98 (6 rec)**  
 100 - Bert Emanuel at Buff, 11-12-95 (6 rec)  
 100 - Andre Rison vs. Clev, 12-16-90 (6 rec)  
 100 - Andre Rison vs. Miami, 10-11-92 (7 rec)

374 - Wade Wilson vs. Rams, 12-27-92 (31-of-47)  
 372 - Steve Bartkowski vs. Hou, 11-29-81 (18-of-25)  
 366 - Steve Bartkowski vs. Det, 9-18-83 (24-of-34)  
 366 - Chris Miller vs. N.O., 10-7-90 (23-of-44)  
 363 - Bobby Hebert vs. Rams, 12-15-96 (28-of-49)  
 364 - Jeff George vs. Phil, 11-27-94 (26-of-46)  
 362 - Jeff George vs. Det, 11-5-95 (31-of-40)  
 352 - Jeff George vs. Rams, 11-19-95 (20-of-34)  
 351 - Chris Miller vs. Chi, 9-27-92 (30-of-48)  
 350 - Dave Archer vs. N.Y. Jets, 11-9-86 (21-of-36)  
**345 - Chris Chandler at Car., 12-13-98 (19-of-28)**  
 342 - Wade Wilson vs. Dalla, 12-21-92 (30-of-41)  
 340 - Chris Miller vs. Rams, 10-8-89 (28-of-39)  
 337 - Chris Miller vs. S.F., 9-23-90 (25-of-41)  
 335 - Erik Kramer vs. Rams, 10-18-87 (27-of-46)  
 334 - Chris Miller vs. Det, 12-24-89 (37-of-66)  
 332 - Steve Bartkowski vs. Mia, 9-21-80 (18-of-36)  
 328 - Jeff George at N.O., 11-13-94 (29-of-49)  
 326 - Steve Bartkowski vs. Den, 9-16-79 (20-of-29)  
 325 - Chris Miller vs. Dallas, 12-22-91 (19-of-39)  
 324 - Wade Wilson vs. T.B., 12-13-92 (19-of-26)  
 317 - Bobby Hebert vs. Hou, 12-5-93 (30-of-52)  
**315 - Chris Chandler at Car., 11-28-99 (24-of-42)**  
 315 - Bobby Hebert vs. Dallas, 11-21-93 (24-of-32)  
 313 - Steve Bartkowski vs. NYJ, 10-23-83 (25-of-36)  
 312 - Steve Bartkowski vs. N.O., 9-2-79 (22-of-38)  
 311 - Steve Bartkowski vs. NYG, 10-25-81 (24-of-28)  
 310 - Jeff George at Car, 12-17-95 (29-of-53)  
 310 - Chris Miller vs. Wash, 12-17-89 (17-of-35)  
 309 - Bob Berry vs. Det, 10-3-71 (13-of-23)  
 307 - Bobby Hebert at Cin, 11-24-96 (23-of-40)  
**306 - Chris Chandler vs. S.F., 1-3-00 (19-of-37)**  
 305 - Steve Bartkowski vs. S.F., 12-14-75 (19-of-37)  
 303 - Mike Moroski vs. G.B., 11-27-83 (22-of-35)  
 302 - Bob Berry vs. G.B., 9-27-70 (28-of-44)  
 301 - Bob Berry vs. Rams, 9-26-71 (15-of-22)  
 301 - Steve Bartkowski vs. S.F., 11-20-83 (28-of-39)  
 300 - Chris Miller vs. Minn, 9-8-91 (27-of-41)

### LONG RUNS FROM SCRIMMAGE (50 YARDS OR MORE)

**77 - Byron Hanspard vs. Oak, 9-14-97**  
 67 - Mike Rozier vs. Dallas, 12-30-90  
 t66 - Harmon Wages vs. NO, 12-7-69  
 65 - Ernie Wheelwright vs. L.A., 9-11-66  
 62 - John Settle vs. NO, 9-11-88  
 t60 - Jim Butler vs. Detroit, 12-8-68  
 t60 - Bubba Bean vs. TB, 11-4-79  
**57 - Byron Hanspard vs. Den, 9-28-97**  
 57 - Gerald Riggs vs. NO, 9-2-84  
 56 - Dave Hampton vs. Rams, 10-1-72  
 t55 - Haskel Stanback vs. Detroit, 9-23-79  
**53 - Byron Hanspard vs. Phil, 12-14-97**  
 50 - Gerald Riggs vs. KC, 12-8-85  
 t50 - Steve Broussard vs. Cin, 10-28-90

### LONG PASS COMPLETIONS (75 YARDS OR MORE)

198 - Bobby Hebert to Michael Haynes vs. New Orleans, Sept. 12, 1993  
 189 - Chris Miller to Michael Haynes vs. Washington, Sept. 13, 1992  
 188 - Bob Berry to Harmon Wages vs. New Orleans, Dec. 7, 1969 (AS)  
 186 - Steve Bartkowski to William Andrews vs. Denver, Dec. 5, 1982  
 185 - Jeff George to Bert Emanuel vs. Arizona, Dec. 24, 1994  
 84 - Bob Berry to Ken Burrow vs. New Orleans, Dec. 19, 1971  
 182 - Randy Johnson to Ray Ogden vs. SF, Dec. 10, 1967 (AS)  
 181 - Jeff George to **Terance Mathis** at San Francisco, Dec. 4, 1994  
 181 - Steve Bartkowski to Wallace Francis vs. SF, Dec. 14, 1980 (AS)

### PASSING YARDAGE

416 - Steve Bartkowski vs. Pitt, 11-15-81 (33-of-50)  
 386 - Jeff George at N.O., 9-17-95 (27-of-39)  
 378 - Steve Bartkowski vs. StL, 11-9-80 (31-of-47)  
 375 - Steve Bartkowski vs. Raiders, 9-19-82 (36-of-54)

## TOP PERFORMANCES

- 180 - Chris Miller to Michael Haynes vs. New Orleans, Nov. 24, 1991  
**178 - Chris Chandler to Terance Mathis vs. S.F., Nov. 15, 1998**  
 176 - Steve Bartkowski to Floyd Hodge vs. San Francisco, Sept. 25, 1983  
 175 - Tom Moore to Tommy McDonald vs. Baltimore, Nov. 12, 1967 (AS)  
 175 - Chris Miller to Andre Fison vs. San Francisco, Oct. 14, 1990 (AS)  
 175 - Billy Joe Tolliver to Michael Haynes vs. Washington, Nov. 10, 1991

### LONG PUNTS (65 YARDS OR MORE)

- 75 - Harold Alexander vs. Chi, 10-3-93  
 75 - John James vs. Oakland, 11-30-75  
 72 - John James vs. NO, 9-16-73  
 71 - Rick Donnelly vs. N.Y. Jets, 11-9-86  
 70 - Billy Lothridge vs. Cle., 10-27-68  
 68 - Rick Donnelly vs. Wash., 11-3-85 (AS)  
 68 - Rick Donnelly vs. Phil., 10-5-86 (AS)  
 67 - John James vs. NO, 10-31-76 (AS)  
 65 - Rick Donnelly vs. Chi, 11-16-86 (AS)  
 65 - Scott Fulhage vs. NE, 10-15-89

### LONG FIELD GOALS (50 YARDS OR MORE)

- 59 - Morten Andersen vs. S.F., 12-24-95**  
**55 - Morten Andersen at N.O., 10-12-97**  
**55 - Morten Andersen vs. N.O., 12-10-95 (1)**  
**55 - Morten Andersen vs. N.O., 12-10-95 (2)**  
**54 - Morten Andersen at Dallas, 10-20-96**  
**54 - Morten Andersen vs. N.E., 10-1-95**  
**53 - Morten Andersen at N.Y.J., 10-25-98**  
 54 - Norm Johnson vs. Detroit, 9-5-93  
 54 - Norm Johnson vs. NY Jets, 9-6-92  
 54 - Norm Johnson vs. NE, 11-29-92  
 54 - Paul McFadden vs. Buff, 11-5-89  
 53 - Greg Davis vs. Phil, 11-18-90 (AS)  
**52 - Morten Andersen vs. S.F., 12-24-95**  
 52 - Norm Johnson vs. Miami, 10-11-92  
 52 - Greg Davis vs. GB, 11-6-88 (AS)  
 52 - Mick Luckhurst vs. Seattle, 10-13-85  
 52 - Mick Luckhurst vs. Rams, 10-7-84  
 52 - Nick Mike-Mayer vs. SF, 10-28-73  
**51 - Morten Andersen vs. Oak, 9-14-97**  
**51 - Morten Andersen vs. N.O., 12-10-95**  
**51 - Morten Andersen vs. Carolina, 9-3-95**  
 51 - Norm Johnson vs. Clef, 11-28-93  
 51 - Norm Johnson vs. SF, 10-18-92  
 51 - Mick Luckhurst vs. Det, 9-9-84 (AS)  
 51 - Mick Luckhurst vs. Den, 12-5-82 (2X)  
**50 - Morten Andersen vs. Chi., 11-22-98**  
**50 - Morten Andersen at Buffalo, 11-12-95**  
 50 - Norm Johnson vs. Phil, 11-27-94  
 50 - Paul McFadden vs. Buffalo, 11-5-89  
 50 - Mick Luckhurst vs. TB, 9-13-87  
 50 - Mick Luckhurst vs. Det, 12-27-87 (AS)  
 50 - Mick Luckhurst vs. Rams, 10-7-84  
 50 - Tim Mazzetti vs. Buffalo, 11-2-80  
 50 - Norm Johnson vs. NO, 11-24-91

### LONG INTERCEPTION RETURNS (60 YARDS OR MORE)

- 1101 - Tom Pedromore vs. SF, 9-20-81  
 190 - Ken Reaves vs. L.A. Rams, 10-20-68  
 187 - Rolland Lawrence vs. Oak., 11-30-75  
 182 - Deion Sanders vs. Hou, 9-9-90 (AS)  
 181 - Rolland Lawrence vs. SD, 10-21-73  
 177 - Lee Calland vs. Baltimore, 9-17-67  
 74 - Vinnie Clark vs. TB, 10-9-94  
 173 - Jimmy Burson vs. SF, 12-15-68 (AS)  
 172 - Rick Byas vs. NO, 11-20-77

- 171 - Alton Montgomery vs. Carolina, 9-3-95  
 165 - Tom Hayes vs. NO, 9-16-73  
 162 - Bob Riggie vs. Minnesota, 12-4-66  
 161 - Deion Sanders vs. Dal., 12-30-90 (AS)

### LONG PUNT RETURNS (50 YARDS OR MORE)

- 179 - Deion Sanders vs. Cin, 10-28-90 (AS)  
 177 - Tom McCauley vs. NO, 10-25-70 (AS)  
 175 - John Mallory vs. Minn, 12-20-70 (AS)  
 172 - Gerald Tinker vs. NO, 9-29-74  
 171 - Billy Johnson vs. N.Y. Jets, 10-23-83  
 71 - Billy Johnson vs. Rams, 11-21-82 (AS)  
**70t - Tim Dwight vs. San Francisco, 1-3-00**  
 168 - Deion Sanders vs. Rams, 9-10-89 (AS)  
 166 - Eric Metcalf at St. L. Rams, 10-12-95  
 60 - Dennis Pearson vs. Detroit, 9-23-79  
 68 - Lew Barnes vs. Phil, 10-30-88  
 57 - Ray Brown vs. Philadelphia, 11-11-73  
 57 - Al Dodd vs. Chicago, 10-13-74 (AS)  
 56 - Kenny Johnson vs. Chi, 9-23-80 (AS)  
 51 - Tony Smith vs. Tampa Bay, 10-31-93

### LONG KICKOFF RETURNS (50 YARDS OR MORE)

- 1100 - Deion Sanders vs. SF, 10-13-91  
 1100 - Dennis Pearson vs. Cards, 12-17-78  
**199 - Byron Hanspard at S.D., 12-7-97**  
 199 - Deion Sanders vs. Wash, 9-13-92  
 199 - Ron Smith vs. Baltimore, 9-17-67  
 197 - Tony Smith vs. Pitt, 9-27-93 (GD)  
 197 - Sylvester Stamps vs. SF, 12-20-87  
 194 - Cliff Austin vs. NO, 10-20-85 (AS)  
**193 - Tim Dwight vs. Car., 10-4-98**  
**193 - Byron Hanspard at Sea, 11-30-97**  
 82 - Jim Butler vs. GB, 11-22-71 (AS)  
 80 - Ron Smith vs. Chicago, 11-27-66  
 176 - Keith Jones vs. Dallas, 12-30-90 (AS)  
 74 - Sylvester Stamps vs. Hou, 10-25-87  
 173 - Deion Sanders vs. Buffalo, 11-22-92  
 72 - Deion Sanders vs. NO, 10-29-89  
 71 - Joe McIntosh vs. Rams, 10-18-87 (AS)  
 69 - Clarence Verdin at NO, 11-13-94  
 66 - Larry Emery vs. Cards, 11-29-87 (AS)  
 62 - Tony Smith vs. NO, 10-24-93  
 61 - Jim Butler vs. Wash, 11-23-69  
 60 - Deion Sanders vs. NE, 10-15-89  
 60 - Deion Sanders vs. NO, 12-8-92  
 60 - Tony Smith vs. Rams, 11-1-92 (GD)  
 59 - Gerald Tinker vs. SF, 9-22-74 (AS)  
 58 - Clarence Verdin vs. SD, 11-6-94  
 58 - Willie Belton vs. Cleveland, 10-31-71  
 55 - Eric Metcalf vs. Philadelphia, 9-22-96  
 55 - Deion Sanders vs. Chicago, 9-27-92  
 52 - Clarence Verdin vs. NO, 12-11-94  
 51 - Clarence Verdin vs. SF, 10-16-94  
 50 - Roell Preston at Cincinnati, 11-24-96  
 50 - Sylvester Stamps vs. Pitt, 10-28-84  
 50 - Deion Sanders vs. Rams, 12-23-90 (AS)  
 50 - Deion Sanders vs. NO, 12-3-92

### LONG FUMBLE RETURNS (50 YARDS OR MORE)

- 191 - Bob Glazebrook vs. Giants, 9-12-82  
 175 - Oliver Barnett vs. TB, 11-17-91 (AS)  
 174 - Jim Weatherford vs. SF, 10-19-69  
**169 - Jessie Tuggle vs. NO, 12-3-92**  
 165 - James Britt vs. L.A. Rams, 10-26-86  
**165 - Jessie Tuggle vs. Hou, 9-9-90 (AS)**  
 164 - Blane Gaison vs. SF, 11-20-83 (AS)  
 160 - Tom Hayes vs. Oakland, 12-5-71 (AS)  
 157 - Joel Williams vs. GB, 9-13-81  
 150 - Jim Mitchell vs. NO, 10-5-75 (AS)

# Top Performances Chronologically

## FALCONS RUSHING HONOR ROLL 100 OR MORE YARDS IN A GAME, CHRONOLOGICALLY

Date	Yds.	Att.	Player	Opp.
12/26/99	102	26	Byron Hanspard	Arz.
12/27/98	103	18	Jamal Anderson	Mia.
12/20/98	147	30	Jamal Anderson	Det.
12/13/98	148	27	Jamal Anderson	N.O.
12/6/98	122	30	Jamal Anderson	Ind.
11/29/98	188	31	Jamal Anderson	S.L.
11/15/98	100	31	Jamal Anderson	S.F.
11/8/98	104	32	Jamal Anderson	N.E.
11/1/98	172	22	Jamal Anderson	S.L.
10/18/98	132	25	Jamal Anderson	N.O.
10/4/98	117	31	Jamal Anderson	Car.
9/27/98	123	13	Jamal Anderson	S.F.
12/21/97	152	33	Jamal Anderson	Arz.
11/2/97	162	20	Jamal Anderson	S.L.
11/30/96	172	33	Gerald Riggs	Mia.
11/3/96	109	22	Jamal Anderson	Car.
10/6/96	103	16	Jamal Anderson	Det.
9/1/96	108	14	Jamal Anderson	Car.
11/19/95	117	20	Craig Heyward	S.L.
9/24/95	120	19	Craig Heyward	N.Y.J.
9/10/95	102	25	Craig Heyward	N.O.
12/26/93	192	27	Eric Pegram	S.F.
12/26/93	180	37	Eric Pegram	Cin.
12/19/93	162	26	Steve Broussard	Wash.
11/14/93	128	27	Eric Pegram	L.A.
10/24/93	123	34	Eric Pegram	N.O.
10/13/91	104	10	Steve Broussard	S.F.
9/15/91	101	20	Steve Broussard	S.D.
12/30/90	155	21	Mike Rozier	Dal.
12/23/90	102	21	Mike Rozier	L.A.
12/2/90	115	23	Mike Rozier	T.B.
10/16/88	125	25	John Settle	Den.
10/2/88	115	21	John Settle	Sea.
9/18/88	115	19	Gerald Riggs	S.F.
9/11/88	102	21	John Settle	N.O.
12/6/87	119	30	Gerald Riggs	Dal.
11/15/87	112	23	Gerald Riggs	Cin.
10/25/87	113	21	Gerald Riggs	Hou.
9/20/87	120	23	Gerald Riggs	Wash.
12/7/86	136	30	Gerald Riggs	Ind.
10/12/86	141	35	Gerald Riggs	L.A.
9/28/86	129	27	Gerald Riggs	T.B.
9/21/86	109	25	Gerald Riggs	Dal.
9/14/86	108	29	Gerald Riggs	S.L.
9/7/86	104	27	Cliff Austin	N.O.
12/22/85	158	39	Gerald Riggs	N.O.
12/8/85	197	26	Gerald Riggs	K.C.
11/24/85	110	30	Gerald Riggs	Chi.
11/17/85	123	41	Gerald Riggs	L.A.
11/10/85	129	27	Gerald Riggs	Phil.
11/3/85	127	22	Gerald Riggs	Wash.
10/27/85	127	24	Gerald Riggs	Dal.
10/13/85	139	23	Gerald Riggs	Sea.
9/8/85	131	31	Gerald Riggs	Det.
12/2/84	133	30	Gerald Riggs	S.F.
11/5/84	134	27	Gerald Riggs	Wash.
10/7/84	145	35	Lynn Cain	L.A.
9/30/84	136	28	Gerald Riggs	S.F.
9/23/84	120	25	Gerald Riggs	Hou.
9/2/84	202	35	Gerald Riggs	N.O.
12/17/83	158	28	Gerald Riggs	N.O.
12/10/83	161	21	William Andrews	Mia.
11/27/83	129	20	William Andrews	G.B.
10/30/83	125	25	William Andrews	N.E.
10/2/83	150	25	William Andrews	Phil.
9/25/83	126	28	William Andrews	S.F.
9/18/83	150	32	William Andrews	Det.
12/19/82	108	24	William Andrews	S.F.
11/21/82	119	21	William Andrews	L.A.

## TOP PERFORMANCES CHRONOLOGICALLY

<u>Date</u>	<u>Yds.</u>	<u>Att.</u>	<u>Player</u>	<u>Opp.</u>
12/14/81	115	23	William Andrews	L.A.
11/19/81	101	25	William Andrews	Hou.
10/11/81	119	21	William Andrews	L.A.
12/7/80	101	18	William Andrews	Phil.
12/4/80	105	18	William Andrews	S.F.
11/30/80	111	24	William Andrews	Wash.
11/9/80	115	20	William Andrews	S.L.
10/26/80	111	20	William Andrews	L.A.
10/5/80	102	21	Lynn Cain	Det.
9/28/80	100	21	William Andrews	S.F.
9/14/80	124	19	William Andrews	N.E.
9/7/80	123	24	Lynn Cain	Minn.
12/2/79	131	21	William Andrews	S.D.
11/19/79	104	17	Bubba Bean	L.A.
9/10/79	121	24	William Andrews	Phil.
9/2/79	167	30	William Andrews	N.O.
9/24/78	112	23	Haskel Stanback	T.B.
12/18/77	129	22	Haskel Stanback	N.O.
11/20/77	123	24	Woody Thompson	N.O.
11/14/76	107	31	Sonny Collins	S.F.
11/7/76	100	17	Sonny Collins	Sea.
11/23/75	106	26	Dave Hampton	Den.
10/5/75	101	25	Dave Hampton	N.O.
9/21/75	135	23	Dave Hampton	S.L.
10/1/72	161	21	Dave Hampton	L.A.
10/1/72	103	18	Art Malone	L.A.
10/24/71	114	20	Jim Butler	N.O.
10/4/70	127	17	Jim Butler	S.F.
10/30/66	117	17	Junior Coffey	Clev.

### FALCONS RECEIVING HONOR ROLL

#### 100 OR MORE YARDS IN A GAME, CHRONOLOGICALLY

<u>Date</u>	<u>Yds.</u>	<u>Rec.</u>	<u>Player</u>	<u>Opp.</u>
1/3/00	162	7	Tim Dwight	S.F.
11/28/99	102	5	Tim Dwight	Car.
10/25/99	166	12	Terance Mathis	Pit.
12/27/98	105	3	Tony Martin	Mia.
12/13/98	198	6	Terance Mathis	N.O.
12/13/98	109	8	Tony Martin	N.O.
12/6/98	140	7	Tony Martin	Ind.
11/22/98	100	6	Tony Martin	Chi.
11/8/98	117	8	Terance Mathis	N.E.
10/18/98	116	7	Tony Martin	N.O.
9/27/98	130	7	Terance Mathis	S.F.
11/2/97	108	6	Bert Emanuel	S.L.
10/26/97	107	8	Terance Mathis	Car.
12/15/96	173	9	Bert Emanuel	S.L.
11/24/96	122	9	Eric Metcalf	Cin.
11/10/96	109	4	Bert Emanuel	L.A.
10/20/96	101	5	Terance Mathis	Dal.
9/8/96	116	9	Bert Emanuel	Minn.
9/1/96	123	4	Terance Mathis	Car.
12/17/95	102	8	Terance Mathis	Car.
11/19/95	184	10	Terance Mathis	S.L.
11/12/95	100	6	Bert Emanuel	Buff.
11/5/95	104	7	Bert Emanuel	Det.
10/22/95	121	9	Bert Emanuel	T.B.
10/22/95	106	4	Eric Metcalf	T.B.
9/17/95	155	11	Eric Metcalf	N.O.
9/17/95	104	6	Bert Emanuel	N.O.
12/24/94	136	4	Bert Emanuel	Ariz.
12/4/94	128	7	Terance Mathis	S.F.
11/27/94	124	10	Terance Mathis	Phil.
11/20/94	163	8	Terance Mathis	Den.
11/13/94	118	8	Andre Rison	N.O.
9/18/94	123	13	Terance Mathis	K.C.
9/13/94	125	10	Terance Mathis	N.O.
9/11/94	123	12	Andre Rison	L.A.
9/4/94	193	14	Andre Rison	Det.
12/31/93	147	11	Andre Rison	T.B.
11/14/93	120	5	Andre Rison	L.A.
9/12/93	182	7	Michael Haynes	N.O.

## TOP PERFORMANCES CHRONOLOGICALLY

<u>Date</u>	<u>Yds.</u>	<u>Att.</u>	<u>Player</u>	<u>Opp.</u>
9/5/93	106	6	Andre Rison	Det.
12/27/92	107	8	Drew Hill	L.A.
12/21/92	105	9	Mike Pritchard	Dal.
12/21/92	101	5	Michael Haynes	Dal.
12/13/92	113	5	Michael Haynes	T.B.
10/11/92	100	7	Andre Rison	Mia.
9/27/92	177	10	Andre Rison	Chi.
12/22/91	148	5	Michael Haynes	Dal.
12/8/91	112	6	Michael Haynes	L.A.
12/1/91	124	8	Andre Rison	G.B.
11/24/91	187	6	Michael Haynes	N.O.
11/10/91	105	2	Michael Haynes	Wash.
10/27/91	110	4	Michael Haynes	L.A.
9/8/91	128	7	George Thomas	Minn.
12/16/90	100	6	Andre Rison	Clev.
10/21/90	161	5	Andre Rison	L.A.
10/14/90	172	9	Andre Rison	S.F.
10/7/90	154	10	Andre Rison	N.O.
9/23/90	128	11	Andre Rison	S.F.
12/17/89	190	6	Michael Haynes	Wash.
10/1/89	126	5	Shawn Collins	G.B.
11/13/88	106	10	John Settle	S.D.
9/25/88	169	4	Stacey Bailey	Dal.
11/29/87	115	7	Aubrey Matthews	S.L.
10/18/87	109	6	Milton Barney	L.A.
9/20/87	105	5	Floyd Dixon	Wash.
11/9/86	112	6	Charlie Brown	N.Y.J.
11/9/86	108	4	Arthur Cox	N.Y.J.
10/5/86	146	8	Floyd Dixon	Phil.
9/28/86	110	7	Charlie Brown	T.B.
9/7/86	119	7	Charlie Brown	N.O.
12/1/85	136	6	Billy Johnson	Raiders
10/20/85	153	11	Billy Johnson	N.O.
9/22/85	110	7	Billy Johnson	Den.
12/16/84	140	8	Stacey Bailey	Phil.
12/2/84	193	11	Alfred Jackson	S.F.
10/7/84	158	7	Stacey Bailey	L.A.
9/16/84	102	4	Stacey Bailey	Minn.
12/4/83	159	9	Stacey Bailey	Wash.
10/16/83	106	6	Stacey Bailey	L.A.
10/9/83	109	7	Stacey Bailey	N.O.
10/2/83	106	7	Stacey Bailey	Phil.
9/18/83	123	5	Alfred Jenkins	Det.
12/5/82	106	3	William Andrews	Den.
11/8/81	134	7	Alfred Jenkins	S.F.
11/1/81	179	5	Alfred Jenkins	N.O.
10/18/81	101	4	Alfred Jenkins	S.L.
9/27/81	136	6	Alfred Jenkins	Clev.
12/14/80	148	4	Wallace Francis	S.F.
9/21/80	136	4	Alfred Jenkins	Mia.
9/14/80	117	8	Junior Miller	N.E.
12/9/79	108	6	Wallace Francis	L.A.
11/11/79	105	6	Alfred Jenkins	N.Y.G.
10/24/79	110	6	Lynn Cain	Oak.
9/16/79	138	8	Wallace Francis	Den.
9/16/79	129	5	Alfred Jenkins	Den.
9/2/79	124	6	Alfred Jenkins	N.O.
12/17/78	102	5	Alfred Jenkins	S.L.
11/22/78	113	4	Alfred Jackson	S.F.
11/19/78	108	8	Billy Ryckman	Chi.
10/1/78	153	7	Wallace Francis	N.Y.G.
9/25/77	152	7	Alfred Jenkins	Wash.
12/12/76	101	6	Alfred Jenkins	G.B.
11/28/76	102	5	Alfred Jenkins	Hou.
12/14/75	147	7	Alfred Jenkins	S.F.
11/30/75	106	4	Alfred Jenkins	Oak.
11/23/75	106	6	Alfred Jenkins	Den.
11/2/75	102	4	Alfred Jenkins	N.O.
12/1/74	109	7	Jim Mitchell	L.A.
11/5/72	122	7	Alfred Jenkins	L.A.
11/5/72	120	7	Wes Chesson	L.A.
12/19/71	190	8	Ken Burrow	N.O.
10/3/71	190	6	Ken Burrow	Det.

## TOP PERFORMANCES CHRONOLOGICALLY

Date	Yds.	Att.	Player	Opp.
9/26/71	143	4	Jim Mitchell	L.A.
11/22/70	110	5	Paul Gibson	L.A.
12/14/69	120	4	Paul Flatley	Phil.
12/7/69	105	3	Harmon Wages	N.O.
10/5/69	101	3	Paul Flatley	Balt.
9/28/69	113	6	Paul Flatley	L.A.
9/18/66	144	9	Alex Hawkins	Phil.

### FALCONS PASSING HONOR ROLL

#### 300 OR MORE YARDS IN A GAME, CHRONOLOGICALLY

Date	Yds.	Comp.-Att.	Player	Opp.
1/3/00	306	19-37	Chris Chandler	S.F.
11/28/99	315	24-42	Chris Chandler	Car.
12/13/98	345	19-28	Chris Chandler	N.O.
12/15/96	363	28-49	Bobby Hebert	S.L.
11/24/96	307	23-40	Bobby Hebert	Cin.
12/17/95	310	29-53	Jeff George	Car.
11/19/95	352	20-34	Jeff George	S.L.
11/5/95	362	31-40	Jeff George	Det.
9/17/95	386	27-39	Jeff George	N.O.
11/27/94	364	26-46	Jeff George	Phil.
11/13/94	328	29-49	Jeff George	N.O.
12/5/93	317	30-52	Bobby Hebert	Hou.
11/21/93	315	24-32	Bobby Hebert	Dal.
12/27/92	374	31-47	Wade Wilson	L.A.
12/21/92	342	30-41	Wade Wilson	Dal.
12/13/92	324	19-26	Wade Wilson	T.B.
9/27/92	351	30-48	Chris Miller	Chi.
12/22/91	325	19-39	Chris Miller	Dal.
9/8/91	300	27-41	Chris Miller	Minn.
10/7/90	366	23-44	Chris Miller	N.O.
9/23/90	337	25-41	Chris Miller	S.F.
12/24/89	334	37-66	Chris Miller	Det.
12/17/89	310	17-35	Chris Miller	Was.
10/8/89	340	28-39	Chris Miller	L.A.
10/18/87	335	27-46	Erik Kramer	L.A.
11/9/86	350	21-36	Dave Archer	N.Y.J.
11/27/83	303	22-35	Mike Moroski	G.B.
11/20/83	301	28-39	Steve Bartkowski	S.F.
10/23/83	313	25-36	Steve Bartkowski	N.Y.J.
9/18/83	366	24-34	Steve Bartkowski	Det.
9/19/82	375	36-54	Steve Bartkowski	Raiders
11/29/81	372	18-25	Steve Bartkowski	Hou.
11/15/81	416	33-50	Steve Bartkowski	Pitt.
10/25/81	311	24-28	Steve Bartkowski	N.Y.G.
11/9/80	378	31-47	Steve Bartkowski	S.L.
9/21/80	332	18-36	Steve Bartkowski	Mia.
9/16/79	326	20-29	Steve Bartkowski	Den.
9/2/79	312	22-38	Steve Bartkowski	N.O.
12/14/75	305	19-37	Steve Bartkowski	S.F.
10/3/71	309	13-23	Bob Berry	Det.
9/26/71	301	15-22	Bob Berry	L.A.
9/27/70	302	28-44	Bob Berry	G.B.

### FALCONS LONG RUNS HONOR ROLL

#### LONG RUNS (50 YARDS OR MORE), CHRONOLOGICALLY

Date	Yds.	Player	Opp.
12/14/97	53	Byron Hanspard	Phil.
9/28/97	57	Byron Hanspard	Den.
9/14/97	77	Byron Hanspard	Oak.
12/30/90	67	Mike Rozier	Dal.
10/28/90	50T	Steve Broussard	Cin.
9/11/88	62	John Settle	N.O.
12/8/85	50	Gerald Riggs	K.C.
9/2/84	57	Gerald Riggs	N.O.
11/4/79	60T	Bubba Bean	T.B.
9/23/79	55T	Haskel Stanback	Det.
10/1/72	56	Dave Hampton	L.A.
12/7/69	66T	Harmon Wages	N.O.
12/8/68	60T	Jim Butler	Det.
9/11/66	65	Ernie Wheelwright	L.A.

## TOP PERFORMANCES CHRONOLOGICALLY

### FALCONS LONG COMPLETIONS HONOR ROLL

#### LONG PASS COMPLETIONS (75 YARDS OR MORE), CHRONOLOGICALLY

Date	Yds.	Players	Opp.
11/15/98	78T	Chris Chandler to Terance Mathis	S.F.
12/24/94	85T	Jeff George to Bert Emanuel	Ariz.
12/4/94	81T	Jeff George to Terance Mathis	S.F.
9/12/93	98T	Bobby Hebert to Michael Haynes	N.O.
9/13/92	89T	Chris Miller to Michael Haynes	Wash.
11/24/91	80T	Chris Miller to Michael Haynes	N.O.
11/10/91	75T	Billy Joe Tolliver to Michael Haynes	Wash.
10/14/90	75T	Chris Miller to Andre Rison	S.F.
9/25/83	76T	Steve Bartkowski to Floyd Hodge	S.F.
12/5/82	86T	Steve Bartkowski to William Andrews	Den.
12/14/80	81T	Steve Bartkowski to Wallace Francis	S.F.
12/19/71	84	Bob Berry to Ken Burrow	N.O.
12/7/69	88T	Bob Berry to Harmon Wages	N.O.
12/12/67	75T	Tom Moore to Tommy McDonald	Balt.
12/10/67	82T	Randy Johnson to Ray Ogden	S.F.

### FALCONS LONG PUNTS HONOR ROLL

#### LONG PUNTS (65 YARDS OR MORE), CHRONOLOGICALLY

Date	Yds.	Player	Opp.
10/3/93	75	Harold Alexander	Chi.
10/15/89	65	Scott Fulhage	N.E.
11/16/86	65	Rick Donnelly	Chi.
11/9/86	71	Rick Donnelly	N.Y.J.
10/5/86	68	Rick Donnelly	Phil.
11/3/85	68	Rick Donnelly	Wash.
10/31/76	67	John James	N.O.
11/30/75	75	John James	Oak.
9/16/73	72	John James	N.O.
10/27/68	70	Billy Lothridge	Clev.

### FALCONS LONG FIELD GOALS HONOR ROLL

#### LONG FIELD GOALS (50 YARDS OR MORE), CHRONOLOGICALLY

Date	Yds.	Player	Opp.
11/22/98	50	Morten Andersen	Chi.
10/25/98	53	Morten Andersen	N.Y.J.
10/12/97	55	Morten Andersen	N.O.
9/14/97	51	Morten Andersen	Oak.
10/20/96	54	Morten Andersen	Dall.
12/24/95	59	Morten Andersen	S.F.
12/24/95	52	Morten Andersen	S.F.
12/10/95	55	Morten Andersen	N.O.
12/10/95	55	Morten Andersen	N.O.
12/10/95	51	Morten Andersen	N.O.
11/12/95	50	Morten Andersen	Buf.
10/1/95	54	Morten Andersen	N.E.
9/3/95	51	Morten Andersen	Car.
11/27/94	50	Norm Johnson	Phil.
11/28/93	51	Norm Johnson	Clev.
9/5/93	54	Norm Johnson	Det.
11/29/92	54	Norm Johnson	N.E.
10/18/92	51	Norm Johnson	S.F.
10/11/92	52	Norm Johnson	Mia.
9/6/92	54	Norm Johnson	N.Y.J.
11/24/91	50	Norm Johnson	N.O.
11/18/90	53	Greg Davis	Phil.
11/5/89	54	Paul McFadden	Buf.
11/5/89	50	Paul McFadden	Buf.
11/6/88	52	Greg Davis	G.B.
12/27/87	50	Mick Luckhurst	Det.
9/13/87	50	Mick Luckhurst	T.B.
10/13/85	52	Mick Luckhurst	Sea.
10/7/84	52	Mick Luckhurst	L.A.
10/7/84	50	Mick Luckhurst	L.A.
9/9/84	51	Mick Luckhurst	Det.
12/5/82	51	Mick Luckhurst	Den.
11/2/80	50	Tim Mazzetti	Buf.
10/28/73	52	Nick Mike-Mayer	S.F.

## TOP PERFORMANCES CHRONOLOGICALLY

### FALCONS LONG INTERCEPTION RETURNS HONOR ROLL LONG INTERCEPTION RETURNS (60 YARDS OR MORE), CHRONOLOGICALLY

<u>Date</u>	<u>Yds.</u>	<u>Player</u>	<u>Opp.</u>
9/3/95	71T	Alton Montgomery	Car.
10/9/94	74	Vinnie Clark	T.B.
12/30/90	61T	Deion Sanders	Dall.
9/9/90	82T	Deion Sanders	Hou.
9/20/81	101T	Tom Pridemore	S.F.
11/20/77	72T	Rick Byas	N.O.
11/30/75	87T	Rolland Lawrence	Oak.
10/21/73	81T	Rolland Lawrence	S.D.
9/16/73	65T	Tom Hayes	N.O.
12/15/68	73T	Jimmy Burson	S.F.
10/20/68	90T	Ken Reeves	L.A.
9/17/67	77T	Lee Calland	Balt.
12/4/66	62T	Bob Riggle	Minn.

### FALCONS LONG PUNT RETURNS HONOR ROLL LONG PUNT RETURNS (50 YARDS OR MORE), CHRONOLOGICALLY

<u>Date</u>	<u>Yds.</u>	<u>Player</u>	<u>Opp.</u>
1/3/00	70T	Tim Dwight	S.F.
12/12/99	58T	Winslow Oliver	S.F.
10/12/95	66T	Eric Metcalf	S.L.
10/31/93	51	Tony Smith	T.B.
10/28/90	79T	Deion Sanders	Cin.
9/10/89	68T	Deion Sanders	L.A.
10/30/88	68	Lew Barnes	Phil.
10/23/83	71T	Billy Johnson	N.Y.J.
11/21/82	71	Billy Johnson	L.A.
9/23/80	56	Kenny Johnson	Chi.
9/23/79	60	Dennis Pearson	Det.
10/13/74	57	Al Dodd	Chi.
9/29/74	72T	Gerald Tinker	N.O.
11/11/73	57	Ray Brown	Phil.
12/20/70	75T	John Mallory	Minn.
10/25/70	77T	Tom McCauley	N.O.

### FALCONS LONG KICKOFF RETURNS HONOR ROLL LONG KICKOFF RETURNS (50 YARDS OR MORE), CHRONOLOGICALLY

<u>Date</u>	<u>Yds.</u>	<u>Player</u>	<u>Opp.</u>	<u>Date</u>	<u>Yds.</u>	<u>Player</u>	<u>Opp.</u>
10/4/98	93T	Tim Dwight	Car.	12/30/90	76T	Keith Jones	Dall.
12/7/97	99T	Byron Hanspard	S.D.	12/23/90	50	Deion Sanders	L.A.
11/30/97	93T	Byron Hanspard	Sea.	10/29/89	72	Deion Sanders	N.O.
11/24/96	50	Roell Preston	Cin.	10/15/89	60	Deion Sanders	N.E.
9/22/96	55	Eric Metcalf	Phil.	12/20/87	97T	Sylvester Stamps	S.F.
12/11/94	52	Clarence Verdin	N.O.	11/29/87	66	Larry Emery	Cards.
11/13/94	69	Clarence Verdin	N.O.	10/25/87	74	Sylvester Stamps	Hou.
11/6/94	58	Clarence Verdin	S.D.	10/18/87	71	Joe McIntosh	L.A.
10/16/94	51	Clarence Verdin	S.F.	10/20/85	94T	Cliff Austin	N.O.
10/24/93	62	Tony Smith	N.O.	10/28/84	50	Sylvester Stamps	Pitt.
9/27/93	97T	Tony Smith	Pitt.	12/17/78	100T	Dennis Pearson	S.L.
12/8/92	60	Deion Sanders	N.O.	9/22/74	59	Gerald Tinker	S.F.
12/3/92	50	Deion Sanders	N.O.	11/22/71	82	Jim Butler	G.B.
11/22/92	73T	Deion Sanders	Buff.	10/31/71	58	Willie Belton	Clev.
11/1/92	60	Tony Smith	L.A.	11/23/69	61	Jim Butler	Wash.
9/27/92	55	Deion Sanders	Chi.	9/17/67	99T	Ron Smith	Balt.
9/13/92	99T	Deion Sanders	Wash.	11/27/66	80	Ron Smith	Chi.
10/13/91	100T	Deion Sanders	S.F.				

### FALCONS LONG FUMBLE RETURNS HONOR ROLL LONG FUMBLE RETURNS (50 YARDS OR MORE), CHRONOLOGICALLY

<u>Date</u>	<u>Yds.</u>	<u>Player</u>	<u>Opp.</u>
12/3/92	69T	Jessie Tuggle	N.O.
11/17/91	75T	Oliver Barnett	T.B.
9/9/90	65T	Jessie Tuggle	Hou.
10/26/86	65T	James Britt	L.A.
11/20/83	64T	Blane Gaison	S.F.
9/12/82	91T	Bob Glazebrook	N.Y.G.
9/13/81	57T	Joel Williams	G.B.
10/5/75	50T	Jim Mitchell	N.O.
12/5/71	60T	Tom Hayes	Oak.
10/19/69	74T	Jim Weatherford	S.F.

# Falcons All-Time Top Ten

## TOP TEN RUSHERS

(Based on Rushing Yardage)

Player	Years	Attempts	Yards	Avg.	LG	TD
1. Gerald Riggs	1982-88	1,587	6,631	4.2	57	48
2. William Andrews	1979-86	1,315	5,986	4.6	33	30
3. <b>Jamal Anderson</b>	<b>1994-present</b>	<b>992</b>	<b>4,122</b>	<b>4.2</b>	<b>48</b>	<b>27</b>
4. Dave Hampton	1972-76	885	3,490	3.9	56	23
5. Haskel Stanback	1974-79	728	2,662	3.7	55t	25
6. Lynn Cain	1979-84	603	2,313	3.8	37	19
7. Jim Butler	1968-71	609	2,250	3.7	60t	7
8. Craig Heyward	1994-95	491	2,183	4.4	31	13
9. Art Malone	1970-74	532	2,118	4.0	27	16
10. Erric Pegram	1991-94	517	1,981	3.8	34	5

## TOP TEN PASSERS

(Based on Passing Yardage)

Player	Years	Attempts	Comp.	Yards	Pct.	TD	Ints
1. Steve Bartkowski	1975-85	3,329	1,870	23,468	56.2	154	141
2. Chris Miller	1987-93	2,089	1,129	14,066	54.0	87	72
3. Jeff George	1994-96	1,180	714	8,575	60.5	50	32
4. Bob Berry	1968-72	1,049	598	8,489	57.0	57	56
5. <b>Chris Chandler</b>	<b>1997-present</b>	<b>976</b>	<b>566</b>	<b>8,185</b>	<b>58.0</b>	<b>61</b>	<b>30</b>
6. Bobby Hebert	1993-96	1,066	637	7,053	59.8	50	49
7. Randy Johnson	1966-70	904	435	5,538	48.1	34	65
8. Dave Archer	1984-87	647	331	4,275	51.2	18	29
9. Bob Lee	1973-74	402	198	2,638	49.2	13	31
10. Billy Joe Tolliver	1991-93, 96, 97	404	215	2,467	53.2	17	13

## TOP TEN RECEIVERS

(Based on Number of Receptions)

Player	Years	No.	Yards	Avg.	LG	TD
1. <b>Terance Mathis</b>	<b>1994-present</b>	<b>465</b>	<b>6,106</b>	<b>13.1</b>	<b>81t</b>	<b>50</b>
2. Andre Rison	1990-94	423	5,635	13.3	75t	56
3. Alfred Jenkins	1975-83	359	6,257	17.4	73t	40
4. Jim Mitchell	1969-79	305	4,348	14.3	52	28
5. William Andrews	1979-83, 86	276	2,645	9.6	86t	11
6. Michael Haynes	1988-93, 97	266	4,220	15.7	98t	34
7. Bert Emanuel	1994-97	260	3,600	13.8	85t	24
8. Wallace Francis	1975-81	244	3,695	15.1	81	27
9. Stacey Bailey	1982-90	211	3,378	16.0	68t	18
10. Mike Pritchard	1991-93	201	2,187	10.9	38	14

## TOP TEN INTERCEPTORS

(Based on Number of Interceptions)

Player	Years	No.	Ret. Yards	Avg.	TD
1. Rolland Lawrence	1973-81	39	658	16.9	0
2. Ray Brown	1971-77	31	574	18.5	2
3. Scott Case	1984-94	30	264	8.8	0
4. Ken Reaves	1966-74	29	439	15.1	0
5. Bobby Butler	1981-92	27	227	8.4	0
6. Deion Sanders	1989-93	24	520	21.7	3
7. Tom Pridemore	1978-85	20	372	18.6	0
8. Tom Hayes	1971-75	17	197	11.6	2
9. <b>Ray Buchanan</b>	<b>1997-present</b>	<b>16</b>	<b>232</b>	<b>14.5</b>	<b>1</b>
Kenny Johnson	1980-86	16	246	15.4	2

## FALCONS ALL-TIME TOP TEN

### TOP TEN PUNT RETURNERS

(Based on Return Yardage)

Player	Years	No.	Yards	Avg.	LG	TD
1. Billy Johnson	1982-87	124	1,251	10.1	71t	1
2. Deion Sanders	1989-93	93	789	8.5	79t	2
3. Rolland Lawrence	1973-80	110	738	6.7	37	0
4. Eric Metcalf	1995-96	66	679	10.3	66t	1
5. Ray Brown	1971-77	61	540	8.9	57	0
6. Tony Smith	1992-94	56	485	8.7	51	0
7. <b>Tim Dwight</b>	<b>1998-present</b>	<b>51</b>	<b>483</b>	<b>9.5</b>	<b>70t</b>	<b>1</b>
8. Todd Kinchen	1997	52	446	8.6	38	0
9. Billy Ryckman	1977-80	47	339	7.2	38	0
10. Willie Belton	1971-73	46	272	5.9	34	0

### TOP TEN KICKOFF RETURNERS

(Based on Return Yardage)

Player	Years	No.	Yards	Avg.	LG	TD
1. Deion Sanders	1989-93	147	3,388	23.0	100t	3
2. Ron Smith	1966-67	82	1,989	24.3	99t	1
3. Sylvester Stamps	1983-88	83	1,934	23.3	97t	1
4. <b>Tim Dwight</b>	<b>1998-present</b>	<b>80</b>	<b>1,917</b>	<b>23.4</b>	<b>93t</b>	<b>1</b>
5. Jim Butler	1968-71	77	1,860	24.2	82	0
6. Reggie Smith	1980-81	72	1,655	23.0	52	0
7. Tony Smith	1992-94	61	1,453	23.8	97t	1
8. Eric Metcalf	1995-96	61	1,312	21.5	55	0
9. Roell Preston	1995-96	62	1,308	21.1	50	0
10. Dennis Pearson	1978-80	55	1,239	22.5	100t	1

### TOP TEN SCORERS

(Based on Total Points)

Player	Years	Touchdowns				Kicking		Points
		Tot.	Rush	Rec.	Ret.	FG	PAT	
1. Mick Luckhurst	1981-87	0	0	0	0	115	213	558
2. <b>Morten Andersen</b>	<b>1995-present</b>	<b>0</b>	<b>0</b>	<b>0</b>	<b>0</b>	<b>114</b>	<b>180</b>	<b>522</b>
3. Norm Johnson	1991-94	0	0	0	0	84	147	395
4. Andre Rison	1990-94	56	0	56	0	0	0	338*
5. Gerald Riggs	1982-88	48	0	0	0	0	0	288
6. <b>Terance Mathis</b>	<b>1994-present</b>	<b>50</b>	<b>0</b>	<b>50</b>	<b>0</b>	<b>0</b>	<b>0</b>	<b>312*</b>
7. Nick Mike-Mayer	1973-77	0	0	0	0	56	108	270
8. William Andrews	1979-86	41	30	11	0	0	0	246
9. Alfred Jenkins	1975-83	40	0	0	0	0	0	240
10. Greg Davis	1987-90	0	0	0	0	51	83	236

\*Includes two-point conversions

### TOP TEN SACK LEADERS

Player	Years	Sacks
1. Claude Humphrey	1968-78	62.5
2. Chuck Smith	1992-98	58.5
3. Don Smith	1979-84	38.5
4. John Zook	1969-75	38.0
5. Lester Archambeau	1993-99	36.5
6. Jeff Merrow	1975-83	36.0
7. Rick Bryan	1984-91	30.5
8. Mike Gann	1985-93	29.5
9. Joel Williams	1979-82,86-89	24.0
10. <b>Travis Hall</b>	<b>1995-present</b>	<b>24.5</b>

# Yearly Leaders

## SCORING

Year	Player	<u>TD</u>	<u>XP</u>	<u>XPA</u>	<u>FG</u>	<u>FGA</u>	<u>TP</u>
1966	Lou Kirouac	0	19	24	9	18	46
1967	Wade Traynham	0	22	22	7	18	43
1968	Bob Etter	0	17	19	11	21	50
1969	Bob Etter	0	33	33	15	30	78
1970	Kenny Vinyard	0	23	26	9	25	50
1971	Bill Bell	0	29	33	13	21	68
1972	Bill Bell	0	31	31	16	30	79
1973	Nick Mike-Mayer	0	34	34	26	38	112
1974	Nick Mike-Mayer	0	12	12	9	16	39
1975	Nick Mike-Mayer	0	30	33	4	10	42
1976	Nick Mike-Mayer	0	19	19	10	21	49
1977	Haskel Stanback	6	00	00	00	00	36
1978	Tim Mazzetti	0	18	18	13	16	57
1979	Tim Mazzetti	0	31	37	13	25	70
1980	Tim Mazzetti	0	45	49	19	27	102
1981	Mick Luckhurst	0	51	51	21	33	114
1982	Mick Luckhurst	0	21	22	10	14	51
1983	Mick Luckhurst	0	43	45	17	22	94
1984	Mick Luckhurst	0	31	31	20	27	91
1985	Mick Luckhurst	0	29	29	24	31	101
1986	Mick Luckhurst	0	21	21	14	24	63
1987	Mick Luckhurst	0	17	17	9	13	44
1988	Greg Davis	0	25	27	19	30	82
1989	Paul McFadden	0	18	18	15	20	63
1990	Greg Davis	0	40	40	22	33	106
1991	Norm Johnson	0	38	39	19	23	95
1992	Norm Johnson	0	39	39	18	22	93
1993	Norm Johnson	0	34	34	26	27	112
1994	Norm Johnson	0	32	32	21	25	95
1995	Morten Andersen	0	29	30	31	37	122
1996	Morten Andersen	0	31	31	22	29	97
1997	Morten Andersen	0	35	35	23	27	104
1998	Morten Andersen	0	51	52	23	28	120
1999	Morten Andersen	0	34	34	15	21	79

## PASSING

(minimum - 100 ATT)

Year	Player	<u>ATT.</u>	<u>Comp.</u>	<u>Pct.</u>	<u>Yds.</u>	<u>TD</u>	<u>Int</u>
1966	Randy Johnson	295	129	43.7	1,795	12	21
1967	Randy Johnson	288	142	49.3	1,620	10	21
1968	Bob Berry	153	81	52.9	1,433	7	13
1969	Bob Berry	169	71	57.3	1,087	10	2
1970	Bob Berry	269	156	58.0	1,806	16	13
1971	Bob Berry	226	136	60.2	2,005	11	16
1972	Bob Berry	277	154	55.6	2,158	13	12
1973	Bob Lee	230	120	52.2	1,786	10	8
1974	Bob Lee	172	78	45.3	852	3	14
1975	Steve Bartkowski	255	115	45.1	1,662	13	15
1976	Steve Bartkowski	120	57	47.5	677	2	9
1977	Scott Hunter	151	70	46.4	898	2	3
1978	Steve Bartkowski	369	187	50.7	2,489	10	18
1979	Steve Bartkowski	379	203	53.6	2,502	17	20
1980	Steve Bartkowski	463	257	55.5	3,544	31	16
1981	Steve Bartkowski	533	297	55.7	3,830	30	23
1982	Steve Bartkowski	262	166	63.4	1,905	8	11
1983	Steve Bartkowski	432	274	63.4	3,167	22	5

## YEARLY LEADERS

1984	Steve Bartkowski	269	181	<b>67.3</b>	2,158	11	10
1985	Dave Archer	312	161	51.6	1,992	7	17
1986	Dave Archer	294	150	51.0	2,007	10	9
1987	Scott Campbell	260	136	52.3	1,728	11	14
1988	Chris Miller	351	184	52.4	2,133	11	12
1989	Chris Miller	526	280	53.2	3,459	16	10
1990	Chris Miller	388	222	57.2	2,735	17	14
1991	Chris Miller	413	220	53.3	3,103	26	18
1992	Chris Miller	253	152	60.1	1,739	15	6
1993	Bobby Hebert	430	263	61.2	2,978	24	17
1994	Jeff George	524	322	61.5	3,734	23	18
1995	Jeff George	<b>557</b>	<b>336</b>	60.3	<b>4,143</b>	24	11
1996	Bobby Hebert	488	294	60.2	3,152	22	25
1997	Chris Chandler	342	202	59.1	2,692	20	7
1998	Chris Chandler	327	190	58.1	3,154	25	12
1999	Chris Chandler	307	174	56.7	2,339	16	11

### RUSHING

Year	Player	No.	Yds.	Avg.	LG	TD
1966	Junior Coffey	199	722	3.6	37	4
1967	Junior Coffey	180	722	4.0	20t	4
1968	Jim Butler	94	365	3.9	60t	2
1969	Jim Butler	163	655	4.0	39	3
1970	Jim Butler	166	636	3.8	33	0
1971	Jim Butler	186	594	3.2	19	2
1972	Dave Hampton	230	995	4.3	56t	6
1973	Dave Hampton	263	997	3.8	25	3
1974	Dave Hampton	127	464	3.7	34	2
1975	Dave Hampton	250	1,002	4.0	22	5
1976	Bubba Bean	124	428	3.5	30	2
1977	Haskel Stanback	247	873	3.4	35	6
1978	Bubba Bean	193	707	3.7	25	3
1979	William Andrews	239	1,023	4.3	23	2
1980	William Andrews	265	1,308	<b>4.9</b>	33	4
1981	William Andrews	289	1,301	4.5	29	10
1982	William Andrews	139	573	4.1	19t	5
1983	William Andrews	331	1,567	4.7	27	7
1984	Gerald Riggs	353	1,486	4.2	57	13
1985	Gerald Riggs	297	1,719	4.3	50	10
1986	Gerald Riggs	343	1,327	3.9	31	9
1987	Gerald Riggs	203	875	4.3	44	2
1988	John Settle	232	1,024	4.4	62	7
1989	John Settle	179	689	3.8	20	3
1990	Mike Rozier	153	675	4.4	<b>67</b>	4
1991	Steve Broussard	99	449	4.5	36	4
1992	Steve Broussard	84	363	4.3	27	1
1993	Erric Pegram	292	1,185	4.1	29	3
1994	Craig Heyward	183	779	4.3	17	7
1995	Craig Heyward	236	1,083	4.6	31	6
1996	Jamal Anderson	232	1,055	4.5	32t	5
1997	Jamal Anderson	290	1,002	3.5	39	7
1998	Jamal Anderson	<b>410</b>	<b>1,846</b>	4.5	48	<b>14</b>
1999	Ken Oxendine	141	452	3.2	20	1

### RECEIVING

Year	Player	No.	Yds.	Avg.	LG	TD
1966	Alex Hawkins	44	661	15.0	42	2
1967	Tommy McDonald	33	436	13.2	75	4
1968	Jerry Simmons	28	479	17.1	61	0

## YEARLY LEADERS

1969	Paul Flatley	45	834	18.5	71	6
1970	Jim Mitchell	44	650	14.8	51	6
1971	Art Malone	34	380	11.2	46	2
	Ken Burrow	33	741	22.5	84	6
1972	Art Malone	50	585	11.7	57	2
1973	Jim Mitchell	32	420	13.1	50	0
	Ken Burrow	31	567	18.3	57	7
1974	Ken Burrow	34	545	16.0	48	1
1975	Alfred Jenkins	38	767	20.2	68	6
1976	Alfred Jenkins	41	710	17.3	34	6
1977	Alfred Jenkins	39	677	17.4	73	4
1978	Wallace Francis	45	695	15.4	54	3
	Billy Ryckman	45	679	15.1	59	2
1979	Wallace Francis	74	1,013	13.7	42	8
1980	Alfred Jenkins	57	1,025	18.0	57	6
1981	William Andrews	81	736	9.1	70	2
	Alfred Jenkins	70	1,358	19.4	67	13
1982	William Andrews	42	503	12.0	86t	2
1983	Billy Johnson	64	709	11.1	47t	4
	Stacey Bailey	55	881	16.0	53	6
1984	Stacey Bailey	67	1,138	17.0	61	6
1985	Billy Johnson	62	830	13.4	62t	5
1986	Charlie Brown	63	918	14.6	42	4
1987	Floyd Dixon	36	600	16.7	51t	5
1988	John Settle	68	570	8.4	27	1
1989	Shawn Collins	58	862	14.9	47	3
1990	Andre Rison	82	1,208	14.7	75t	10
1991	Andre Rison	81	976	12.0	39t	12
	Michael Haynes	50	1,122	22.4	80t	11
1992	Andre Rison	93	1,121	12.1	71t	11
	Mike Pritchard	77	827	10.7	38	5
1993	Andre Rison	86	1,242	14.4	53t	15
	Mike Pritchard	74	736	9.9	34	7
	Michael Haynes	72	778	10.8	98	4
1994	Terance Mathis	111	1,342	12.1	81	11
	Andre Rison	81	1,088	13.4	69t	8
1995	Eric Metcalf	104	1,189	11.4	62t	8
	Terance Mathis	78	1,039	13.3	54t	9
	Bert Emanuel	74	1,039	14.0	52	5
1996	Bert Emanuel	75	921	12.3	53	6
	Terance Mathis	69	771	11.2	55	7
1997	Bert Emanuel	65	991	15.2	56	9
	Terance Mathis	62	802	12.9	49	6
1998	Tony Martin	66	1,181	17.9	62	6
	Terance Mathis	64	1,136	17.8	78t	11
1999	Terance Mathis	81	1,016	12.5	52	6

## INTERCEPTIONS

Year	Player	No.	Yds.	Avg.	LG	TD
1966	Jerry Richardson	5	68	13.6	20	0
1967	Ken Reaves	7	153	21.9	42	0
1968	Jim Burson	4	100	25.0	73t	1
1969	Rudy Redmond	5	50	10.0	32	0
1970	Ken Reaves	6	44	7.3	28	0
1971	Ken Reaves	6	43	7.2	31	0
1972	Tom Hayes	5	10	2.0	8	0
1973	Ray Brown	6	99	16.5	24	0
1974	Ray Brown	8	164	20.5	59t	1

## YEARLY LEADERS

1975	Rolland Lawrence	9	163	18.1	87t	1
1976	Rolland Lawrence	6	43	7.2	22	0
1977	Rolland Lawrence	7	138	19.7	36	0
1978	Rolland Lawrence	6	76	12.7	44	0
1979	Rolland Lawrence	6	120	20.0	38	0
1980	Al Richardson	7	139	19.9	52	0
1981	Tom Pridemore	7	221	31.6	101t	1
1982	Kenny Johnson	2	30	15.0	30	0
	Fulton Kuykendall	2	22	11.0	22	0
	Bobby Butler	2	0	0.0	0	0
1983	Tom Pridemore	4	56	14.0	25	0
	Bobby Butler	4	12	3.0	12	0
1984	Kenny Johnson	5	75	15.0	28	0
1985	Bobby Butler	5	-4	-0.8	0	0
1986	Bret Clark	5	94	18.8	34	0
1987	Bobby Butler	4	48	12.0	31	0
1988	Scott Case	10	47	4.7	12	0
1989	Deion Sanders	5	52	10.4	22	0
1990	Deion Sanders	3	153	51.0	61t	2
	(5 players each had three interceptions)					
1991	Deion Sanders	6	119	19.8	55t	1
	Tim McKyer	6	24	4.0	24	0
1992	Deion Sanders	3	105	35.0	55	0
1993	Deion Sanders	7	91	13.0	41	0
1994	D.J. Johnson	5	0	0.0	0	0
1995	Jessie Tuggle	3	84	28.0	49	1
	Kevin Ross	3	70	23.3	33	0
	Terry Taylor	3	31	10.3	31	0
1996	Brad Edwards	2	15	7.5	15	0
1997	Ray Buchanan	5	49	9.8	31	0
	Ronnie Bradford	4	9	2.3	9	0
1998	Ray Buchanan	7	102	14.6	34	0
	Eugene Robinson	4	36	9.0	25t	1
1999	Ray Buchanan	4	81	20.3	52t	1

## PUNTING

(minimum - 16 punts)

Year	Player	No.	Yds.	Avg.	LG	Blkd.
1966	Billy Lothridge	73	2,968	40.7	60	0
1967	Billy Lothridge	87	3,801	43.7	62	0
1968	Billy Lothridge	75	3,324	44.3	70	0
1969	Billy Lothridge	69	2,846	41.2	57	0
1970	Billy Lothridge	76	2,944	38.7	59	0
1971	Billy Lothridge	44	1,639	37.3	58	1
1972	John James	61	2,609	42.8	59	0
1973	John James	63	2,682	42.6	72	0
1974	John James	96	3,891	40.5	61	1
1975	John James	89	3,696	41.5	75	0
1976	John James	101	4,253	42.1	67	0
1977	John James	105	4,349	41.4	61	0
1978	John James	109	4,227	38.8	57	1
1979	John James	83	3,269	39.7	62	1
1980	John James	79	3,088	39.1	59	0
1981	John James	87	3,543	40.7	62	0
1982	George Roberts	17	690	40.6	54	0
1983	Ralph Giacomarro	70	2,823	40.3	57	1
1984	Ralph Giacomarro	68	2,855	42.0	58	2
1985	Rick Donnelly	59	2,574	43.6	68	0
1986	Rick Donnelly	78	3,421	43.9	71	1
1987	Rick Donnelly	61	2,686	44.0	62	0

## YEARLY LEADERS

1988	Rick Donnelly	98	3,920	40.0	61	0
1989	Scott Fulhage	84	3,472	41.3	65	1
1990	Scott Fulhage	70	2,913	41.6	59	0
1991	Scott Fulhage	81	3,470	42.8	60	0
1992	Scott Fulhage	68	2,818	41.4	56	3
1993	Harold Alexander	72	3,114	43.3	75	0
1994	Harold Alexander	71	2,836	39.9	61	0
1995	Dan Stryzinski	67	2,759	41.2	64	0
1996	Dan Stryzinski	75	3,152	42.0	58	0
1997	Dan Stryzinski	89	3,498	39.3	57	0
1998	Dan Stryzinski	74	2,963	40.0	55	0
1999	Dan Stryzinski	80	3,163	39.5	55	0

## PUNT RETURNS

(minimum - 10 returns)

Year	Player	No.	Yds.	Avg.	LG	TD
1966	Ron Smith	11	80	7.3	23	0
1967	Ron Smith	20	92	4.6	26	0
1968	Jim Burson	11	56	5.1	17	0
1969	John Mallory	13	42	3.2	15	0
1970	John Mallory	17	203	11.9	75t	1
1971	Willie Belton	30	163	5.4	32	0
1972	Willie Belton	17	110	6.5	34	0
1973	Ray Brown	40	360	9.0	57	0
1974	Al Dodd	27	344	12.7	57	0
1975	Mack Herron	10	94	9.4	24	0
1976	Rolland Lawrence	54	376	7.0	24	0
1977	Rolland Lawrence	51	352	6.9	37	0
1978	Billy Ryckman	28	227	8.1	38	0
1979	Dennis Pearson	12	115	9.6	60	0
1980	Kenny Johnson	23	281	12.2	56	0
1981	Scott Woerner	33	278	8.4	38	0
1982	Billy Johnson	24	273	11.4	71	0
1983	Billy Johnson	46	489	10.6	71t	1
1984	Billy Johnson	15	152	10.1	37	0
1985	Anthony Allen	21	141	6.7	19	0
1986	Floyd Dixon	26	151	5.8	16	0
1987	Billy Johnson	21	168	8.0	45	0
1988	Lew Barnes	34	307	9.0	68	0
1989	Deion Sanders	28	307	11.0	68t	1
1990	Deion Sanders	29	250	8.6	79t	1
1991	Deion Sanders	21	170	8.1	23	0
1992	Tony Smith	16	155	9.7	45	0
1993	Tony Smith	32	255	8.0	51	0
1994	Clarence Verdin	23	113	4.9	29	0
1995	Eric Metcalf	39	383	9.8	66t	1
1996	Eric Metcalf	27	296	11.0	39	0
1997	Todd Kinchen	52	446	8.6	38	0
1998	Tim Dwight	31	263	8.5	23	0
1999	Tim Dwight	20	220	11.0	70t	1

## KICKOFF RETURNS

(minimum - 10 returns)

Year	Player	No.	Yds.	Avg.	LG	TD
1966	Ron Smith	43	1,013	23.6	80	0
1967	Ron Smith	39	976	25.0	99t	1
1968	Jim Butler	37	799	21.6	42	0
1969	Charlie Bryant	21	407	19.4	39	0
1970	Jim Butler	14	284	20.3	29	0
1971	Willie Belton	28	706	25.2	58	0

## YEARLY LEADERS

### KICKOFF RETURNS (CONTINUED)

1972	.....	Dave Hampton	25	535	21.0	52	0
1973	.....	Joe Washington	20	432	21.6	30	0
1974	.....	Gerald Tinker	29	704	24.3	59	0
1975	.....	Gerald Tinker	13	307	23.6	33	0
1976	.....	Rolland Lawrence	21	521	24.8	36	0
1977	.....	Karl Farmer	23	466	20.3	30	0
1978	.....	Dennis Pearson	25	662	26.7	<b>100t</b>	1
1979	.....	Dennis Pearson	30	577	19.2	29	0
1980	.....	Reggie Smith	25	512	20.5	35	0
1981	.....	Reggie Smith	<b>47</b>	<b>1,143</b>	24.3	52	0
1982	.....	Reggie Brown	24	466	19.4	33	0
1983	.....	Kenny Johnson	11	224	20.4	28	0
1984	.....	Sylvester Stamps	19	452	23.8	50	0
1985	.....	Cliff Austin	39	838	21.5	94t	1
1986	.....	Sylvester Stamps	24	514	21.4	35	0
1987	.....	Sylvester Stamps	24	660	27.5	97t	1
1988	.....	Evan Cooper	16	331	20.7	28	0
1989	.....	Deion Sanders	35	725	20.7	72	0
1990	.....	Deion Sanders	39	851	21.8	50	0
1991	.....	Deion Sanders	26	576	22.2	<b>100t</b>	1
1992	.....	Deion Sanders	40	1,067	26.7	99t	<b>2</b>
1993	.....	Tony Smith	38	948	24.9	97t	1
1994	.....	Clarence Verdin	44	1,026	23.3	69	0
1995	.....	Roell Preston	30	627	20.9	44	0
1996	.....	Eric Metcalf	49	1,034	21.1	55	0
1997	.....	Byron Hanspard	40	987	24.7	99t	<b>2</b>
1998	.....	Tim Dwight	36	973	<b>27.0</b>	93t	1
1999	.....	Tim Dwight	44	944	21.5	40	0

### TACKLES

Year	Name	Total Tackles
1966	Tommy Nobis (173 solo)	296
1972	Greg Brezina (80 solo)	130
1973	Greg Brezina (89 solo)	135
1974	Tommy Nobis (121 solo)	183
1975	Tommy Nobis (91 solo)	115
1978	Fulton Kuykendall (98 solo)	284
1980	Buddy Curry (80 solo)	145
1981	Buddy Curry (107 solo)	135
1982	Buddy Curry (38 solo)	61
1983	Buddy Curry (127 solo)	229
1984	Rick Bryan (78 solo)	125
1985	Buddy Curry (82 solo)	137
1986	Buddy Curry (84 solo)	157
1987	John Rade (55 solo)	123
1988	John Rade (67 solo)	137
1989	Jessie Tuggle (112 solo)	183
1990	Jessie Tuggle (99 solo)	201
1991	Jessie Tuggle (106 solo)	207
1992	Jessie Tuggle (90 solo)	193
1993	Jessie Tuggle (120 solo)	185
1994	Jessie Tuggle (111 solo)	195
1995	Jessie Tuggle (126 solo)	180
1996	Jessie Tuggle (108 solo)	184
1997	Jessie Tuggle (123 solo)	123
1998	Cornelius Bennett (80 solo)	121
1999	Jessie Tuggle (85 solo)	122

*Missing following years (1967-71, '76-77, '79, '81)*

### SACKS

Year	Name	No.
1971	Claude Humphrey	12.0
1972	John Zook	6.5
1973	Claude Humphrey	10.0
1974	Claude Humphrey	12.5
1975	John Zook	10.0
1976	Claude Humphrey	15.0
1977	Jeff Merrow	10.0
1978	Greg Brezina	9.0
1979	Don Smith	9.0
1980	Joel Williams	16.0
1981	Al Richardson	10.0
1982	Don Smith	3.5
1983	Mike Pitts	7.0
1984	Don Smith	6.5
1985	Rick Bryan	7.5
1986	Rick Bryan	7.0
1987	Robert Moore	4.0
1988	Aundray Bruce	6.0
1989	Marcus Cotton	9.0
1990	Tim Green	6.0
1991	Tim Green	5.0
1992	Darion Conner	7.0
1993	Pierce Holt	6.5
1994	Chuck Smith	11.0
1995	Chris Doleman	9.0
1996	Clay Matthews	6.5
1997	Chuck Smith	12.0
1998	Lester Archambeau	10.0
1999	Chuck Smith	10.0

*Missing following years (1966-70)*

# Falcons Offense and Defense Rankings

## Falcons offense and defense rankings by yards (1970-1999)


### OFFENSE


	<b>Total</b>	<b>Rush</b>	<b>Pass</b>
1999	283.9 (27)	74.8 (30)	209.1 (17)
1998	342.9 (7)	131.3 (6)	211.6 (11)
1997	294.8 (23)	102.7 (19)	192.1 (22)
1996	319.8 (17)	91.3 (27)	228.4 (9)
1995	348.7 (10)	87.1 (27)	261.6 (6)
1994	335.1 (7)	78.1 (28)	257.0 (5)
1993	319.4 (11)	99.4 (23)	220.0 (6)
1992	306.4 (10)	79.4 (27)	227.1 (4)
1991	319.6 (8)	104.0 (16)	215.6 (6)
1990	315.9 (10)	99.6 (21)	216.3 (6)
1989	291.8 (24)	72.2 (28)	219.6 (9)
1988	286.4 (25)	126.0 (14)	160.4 (25)
1987	271.1 (28)	86.5 (28)	184.5 (22)
1986	319.1 (17)	157.8 (3)	161.4 (25)
1985	310.0 (20)	154.1 (3)	155.9 (27)
1984	315.3 (19)	124.6 (15)	190.6 (20)
1983	351.8 (8)	139.0 (11)	212.8 (11)
1982	329.2 (9)	131.2 (9)	198.0 (18)
1981	354.0 (7)	122.8 (18)	231.2 (5)
1980	353.1 (3)	150.3 (5)	202.8 (9)
1979	308.1 (17)	137.5 (16)	170.6 (15)
1978	253.9 (26)	103.8 (27)	150.1 (16)
1977	231.9 (25)	135.0 (17)	96.9 (27)
1976	221.6 (27)	120.6 (25)	101.0 (28)
1975	275.8 (20)	128.1 (19)	147.6 (19)
1974	200.0 (26)	106.6 (21)	93.4 (26)
1973	288.4 (15)	145.5 (10)	142.9 (12)
1972	286.5 (16)	149.4 (9)	137.1 (20)
1971	282.8 (15)	121.6 (16)	161.1 (11)
1970	245.1 (23)	114.3 (15)	130.8 (23)

### DEFENSE

	<b>Total</b>	<b>Rush</b>	<b>Pass</b>
1999	326.4 (16)	129.5 (29)	196.9 (9)
1998	295.9 (8)	75.2 (2)	220.7 (21)
1997	319.1 (20)	104.1 (8)	215.0 (20)
1996	361.6 (29)	127.6 (26)	234.1 (27)
1995	380.5 (29)	96.7 (9)	283.8 (30)
1994	364.3 (27)	105.8 (14)	258.5 (27)
1993	338.8 (25)	111.5 (15)	227.3 (25)
1992	346.8 (28)	143.4 (28)	203.4 (22)
1991	328.0 (24)	122.1 (23)	205.9 (20)
1990	329.4 (19)	84.8 (3)	244.6 (28)
1989	376.6 (28)	154.4 (28)	222.1 (19)
1988	355.8 (25)	144.9 (25)	210.8 (21)
1987	393.8 (28)	182.3 (28)	211.5 (18)
1986	306.8 (7)	119.8 (16)	187.0 (7)
1985	365.6 (25)	128.3 (17)	237.4 (27)
1984	329.9 (15)	134.6 (21)	195.4 (7)
1983	364.1 (25)	144.3 (22)	219.8 (20)
1982	316.4 (14)	116.0 (17)	200.4 (13)
1981	334.6 (14)	104.1 (2)	230.5 (25)
1980	329.0 (16)	104.4 (3)	224.6 (25)
1979	359.9 (25)	135.2 (13)	224.8 (26)
1978	276.9 (5)	129.2 (8)	147.8 (9)
1977	231.6 (2)	132.7 (11)	98.9 (1)
1976	327.0 (20)	184.1 (25)	142.9 (11)
1975	343.7 (22)	162.6 (21)	181.1 (21)
1974	295.4 (15)	183.1 (26)	112.3 (2)
1973	254.2 (6)	152.1 (18)	102.1 (3)
1972	269.1 (7)	147.4 (17)	121.7 (2)
1971	270.5 (8)	153.5 (21)	117.0 (1)
1970	276.9 (11)	123.0 (15)	153.9 (8)







**ALL-TIME RESULTS**

## YEAR-BY-YEAR SCORES

**1966 (3-11)**

**Seventh Place, Eastern Conference**  
Coach: Norb Hecker

Date	Atl. Opp.	Score
9-11	Los Angeles	14 19 L 54,418
9-18	at Philadelphia	10 23 L 54,049
9-25	at Detroit	10 28 L 47,615
10-2	Dallas	14 47 L 56,990
10-9	at Washington	20 33 L 50,116
10-16	San Francisco	7 44 L 54,788
10-23	at Green Bay	3 56 L 48,623
10-30	Cleveland	17 49 L 57,235
11-13	Baltimore	7 19 L 58,850
11-20	at N.Y. Giants	27 16 W 62,746
11-27	at Chicago	6 23 L 44,777
12-4	at Minnesota	20 13 W 37,117
12-11	St Louis	16 10 W 57,169
12-18	Pittsburgh	33 57 L 56,229

204 437

**1967 (1-12-1)**

**Fourth Place, Coastal Division**  
Coach: Norb Hecker

Date	Atl. Opp.	Score
9-17	at Baltimore	31 38 L 56,715
9-24	at San Francisco	7 38 L 30,207
10-1	at Green Bay	0 23 L 49,467
10-8	Philadelphia	7 38 L 53,868
10-15	Washington	20 20 T 56,538
10-22	at Detroit	3 24 L 50,601
10-29	Minnesota	21 20 W 52,859
11-5	at Dallas	7 37 L 54,751
11-12	Baltimore	7 49 L 58,850
11-19	Los Angeles	3 31 L 56,871
11-20	at New Orleans	24 27 L 83,437
12-3	at Los Angeles	3 20 L 46,395
12-10	San Francisco	28 34 L 51,798
12-17	Chicago	14 23 L 54,107

75 422

**1968 (2-12)**

**Fourth Place, Coastal Division**  
Coach: Norm Van Brocklin (2-9), Norb Hecker (0-3)

Date	Atl. Opp.	Score
9-14	at Minnesota	7 47 L 45,563
9-22	Baltimore	20 28 L 50,428
9-29	at San Francisco	13 28 L 27,471
10-6	Green Bay	7 38 L 58,850
10-13	New York Giants	24 21 W 49,962
10-20	at Los Angeles	14 27 L 54,443
10-27	at Cleveland	7 30 L 67,723
11-3	Pittsburgh	21 41 L 47,727
11-10	Los Angeles	10 17 L 53,979
11-17	at Chicago	16 13 W 44,214
11-24	at St. Louis	12 17 L 43,246
12-1	at Baltimore	0 44 L 60,238
12-8	Detroit	7 24 L 49,437
12-15	San Francisco	12 14 L 44,977

70 389

**1969 (6-8)**

**Third Place, Coastal Division**  
Coach: Norm Van Brocklin

Date	Atl. Opp.	Score
9-21	San Francisco	24 12 W 45,940
9-28	at Los Angeles	7 17 L 58,031
10-5	Baltimore	14 21 L 57,806
10-12	Dallas	17 24 L 54,833
10-19	at San Francisco	21 7 W 28,684
10-26	at Green Bay	10 28 L 50,861
11-2	Los Angeles	6 38 L 58,850
11-9	at Detroit	21 27 L 53,242
11-16	Chicago	48 31 W 53,722
11-23	at Washington	20 27 L 50,345
11-30	at Baltimore	6 13 L 60,238
12-7	New Orleans	45 17 W 51,021
12-14	at Philadelphia	27 3 W 60,658
12-21	Minnesota	10 3 W 52,872

276 268

**1970 (4-8-2)**

**Third Place, NFC Western Division**  
Coach: Norm Van Brocklin

Date	Atl. Opp.	Score
9-20	at New Orleans	14 3 W 77,042
9-27	at Green Bay	24 27 L 56,263
10-4	San Francisco	21 20 W 58,850
10-11	at Dallas	0 13 L 53,611
10-18	at Denver	10 24 L 50,705
10-25	New Orleans	32 14 W 58,850
11-1	Chicago	14 23 L 58,850
11-8	at Los Angeles	10 10 T 67,232
11-15	at Philadelphia	13 13 T 55,425
11-22	Los Angeles	7 17 L 58,850
11-30	Miami	7 20 L 54,036
12-6	at San Francisco	20 24 L 41,387
12-13	Pittsburgh	27 16 W 54,162
12-20	Minnesota	7 37 L 57,992

206 261

**1971 (7-6-1)**

**Third Place, NFC Western Division**  
Coach: Norm Van Brocklin

Date	Atl. Opp.	Score
9-19	San Francisco	20 17 W 56,990
9-26	at Los Angeles	20 20 T 57,895
10-3	at Detroit	38 41 L 54,418
10-10	St Louis	9 26 L 58,850
10-17	Los Angeles	16 24 L 58,850
10-24	New Orleans	28 6 W 58,850
10-31	at Cleveland	31 14 W 76,825
11-7	at Cincinnati	9 6 W 59,604
11-14	New York Giants	17 21 L 58,850
11-22	Green Bay	28 21 W 58,850
11-28	at Minnesota	7 24 L 49,784
12-5	Oakland	24 13 W 58,850
12-12	at San Francisco	3 24 L 44,582
12-19	at New Orleans	24 20 W 75,954

274 277

## YEAR-BY-YEAR SCORES

1972 (7-7)

**Second Place, NFC Western Division**  
Coach: Norm Van Brocklin

Date	Atl.Opp.			
9-17	at Chicago .....	37	21	W 55,701
9-24	at New England ..	20	21	L 60,999
10-1	Los Angeles .....	31	3	W 58,850
10-8	Detroit .....	23	26	L 58,850
10-15	at New Orleans ..	21	14	W 66,294
10-22	at Green Bay Mil	10	9	W 47,967
10-29	San Francisco ..	14	49	L 58,850
11-5	at Los Angeles ...	7	20	L 75,081
11-12	New Orleans ....	36	20	W 58,850
11-20	at Washington ...	13	24	L 53,039
11-26	Denver .....	23	20	W 58,850
12-3	Houston .....	20	10	W 58,850
12-10	at San Francisco	0	20	L 61,214
12-17	Kansas City .....	14	17	L 58,850

269 274

1973 (9-5)

**Second Place, NFC Western Division**  
Coach: Norm Van Brocklin

Date	Atl.Opp.			
9-16	at New Orleans ..	62	7	W 66,428
9-23	at Los Angeles ...	0	31	L 64,528
10-1	at Detroit .....	6	31	L 45,519
10-7	San Francisco ...	9	13	L 58,850
10-14	Chicago .....	46	6	W 58,850
10-21	at San Diego .....	41	0	W 41,527
10-28	at San Francisco	17	3	W 56,825
11-4	Los Angeles .....	15	13	W 58,850
11-11	at Philadelphia ..	44	27	W 63,114
11-19	Minnesota .....	20	14	W 58,850
11-25	at New York Jets	28	20	W 61,327
12-2	Buffalo .....	6	17	L 58,850
12-9	St. Louis .....	10	32	L 58,850
12-16	New Orleans ....	14	10	W 58,850

318 224

1974 (3-11)

**Fourth Place, NFC Western Division**  
Coach: Norm VanBrocklin (2-6);  
Marion Campbell (1-5)

Date	Atl.Opp.			
9-15	Dallas .....	0	24	L 57,322
9-22	San Francisco ..	10	16	L 47,686
9-29	at New Orleans ..	13	14	L 62,273
10-6	at N.Y. Giants ...	14	7	W 50,415
10-13	Chicago .....	13	10	W 47,835
10-20	New Orleans ....	3	13	L 47,127
10-28	at Pittsburgh .....	17	24	L 48,094
11-3	at Miami .....	7	42	L 64,399
11-10	at Los Angeles ...	0	21	L 70,056
11-17	Baltimore .....	7	17	L 41,278
11-24	at San Francisco	0	27	L 45,435
12-1	Los Angeles .....	7	30	L 18,648
12-7	at Minnesota .....	10	23	L 47,105
12-15	Green Bay .....	10	3	W 10,020

111 271

1975 (4-10)

**Third Place, NFC Western Division**  
Coach: Marion Campbell

Date	Atl.Opp.			
9-21	at St. Louis .....	20	23	L 42,172
9-28	Detroit .....	14	17	L 45,218
10-5	New Orleans ....	14	7	W 29,444
10-12	at San Francisco	17	3	W 44,043
10-19	at Los Angeles ...	7	22	L 64,843
10-26	Cincinnati .....	14	21	L 45,811
11-2	at New Orleans ...	7	23	L 49,342
11-9	at Minnesota .....	0	38	L 43,751
11-16	Los Angeles .....	7	16	L 44,595
11-23	Denver .....	35	21	W 28,686
11-30	at Oakland (OT)	34	37	L 50,860
12-7	Washington .....	27	30	L 52,809
12-14	San Francisco ..	31	9	W 38,501
12-21	at Green Bay .....	13	22	L 56,267

240 289

1976 (4-10)

**Fourth Place, NFC Western Division**  
Coach: Marion Campbell (1-4), Pat Pepler (3-6)

Date	Atl.Opp.			
9-12	Los Angeles .....	14	30	L 53,607
9-19	at Detroit .....	10	24	L 50,840
9-26	at Chicago .....	10	0	W 41,029
10-3	Philadelphia .....	13	14	L 45,535
10-10	at New Orleans ..	0	30	L 51,521
10-17	Cleveland .....	17	20	L 33,364
10-23	at San Francisco	0	15	L 50,240
10-31	New Orleans ....	23	20	W 34,127
11-7	at Seattle .....	13	30	L 57,985
11-14	San Francisco ..	21	16	W 20,058
11-21	Dallas .....	17	10	W 54,992
11-28	at Houston .....	14	20	L 25,838
12-4	at Los Angeles ...	0	59	L 57,366
12-12	Green Bay .....	20	24	L 23,436

172 312

1977 (7-7)

**Second Place, NFC Western Division**  
Coach: Leeman Bennett

Date	Atl.Opp.			
9-18	Los Angeles .....	17	6	W 55,956
9-25	at Washington ...	6	10	L 55,031
10-2	New York Giants	17	3	W 46,374
10-9	at San Francisco	7	0	W 38,009
10-16	at Buffalo .....	0	3	L 27,348
10-23	at Chicago .....	16	10	W 49,407
10-30	Minnesota .....	7	14	L 59,257
11-6	San Francisco ...	3	10	L 46,577
11-13	Detroit .....	17	6	W 47,451
11-20	at New Orleans ..	20	21	L 43,135
11-27	at Tampa Bay ...	17	0	W 43,592
12-4	New England ...	10	16	L 57,911
12-11	at Los Angeles ...	7	23	L 52,574
12-18	New Orleans .....	35	7	W 36,895

179 129

## YEAR-BY-YEAR SCORES

1978 (9-7)

**Second Place, NFC Western Division**  
NFC Wildcard Team  
Coach: Leeman Bennett

Date	Atl. Opp.			
9-3	Houston .....	20	14	W 57,328
9-10	at Los Angeles ...	0	10	L 46,201
9-17	Cleveland .....	16	24	L 56,648
9-24	at Tampa Bay .....	9	14	L 58,072
10-1	New York Giants	23	20	W 47,765
10-8	at Pittsburgh .....	7	31	L 48,202
10-15	Detroit .....	14	0	W 51,172
10-22	at San Francisco	20	17	W 34,133
10-30	Los Angeles .....	15	7	W 57,250
11-5	San Francisco ..	21	10	W 55,468
11-12	at New Orleans ..	20	17	W 70,323
11-19	at Chicago .....	7	13	L 46,022
11-26	New Orleans .....	20	17	W 55,121
12-3	at Cincinnati .....	7	37	L 25,601
12-10	Washington .....	20	17	W 54,176
12-17	at St Louis .....	21	42	L 40,022
<hr/>				
240 290				

NFC Wild Card

12-24	Philadelphia .....	14	13	W 49,447
-------	--------------------	----	----	----------

NFC Divisional Playoff Game

12-31	at Dallas .....	20	27	L 60,338
-------	-----------------	----	----	----------

1979 (6-10)

**Third Place, NFC Western Division**  
Coach: Leeman Bennett

Date	Atl. Opp.			
9-2	at N.O. (OT) .....	40	34	W 70,940
9-10	at Philadelphia ..	14	10	W 55,935
9-16	Denver (OT) .....	17	20	L 57,677
9-23	at Detroit .....	23	24	L 56,249
9-30	Washington .....	7	16	L 56,819
10-7	Green Bay .....	25	7	W 56,184
10-14	at Oakland .....	19	50	L 52,900
10-21	at San Francisco	15	20	L 33,952
10-29	Seattle .....	28	31	L 52,566
11-4	Tampa Bay .....	17	14	W 55,150
11-11	at NY Giants .....	3	24	L 60,860
11-19	at Los Angeles ..	14	20	L 54,097
11-25	New Orleans .....	6	37	L 42,815
12-2	at San Diego .....	28	26	W 50,198
12-9	Los Angeles .....	13	34	L 49,236
12-16	San Francisco ..	31	21	W 37,211
<hr/>				
300 388				

1980 (12-4)

**NFC Western Division Champion**  
Coach: Leeman Bennett

Date	Atl. Opp.			
9-7	at Minnesota .....	23	24	L 44,773
9-14	at New England ..	37	21	W 48,321
9-21	Miami .....	17	20	L 54,479
9-28	at San Francisco	20	17	W 56,518
10-5	Detroit .....	43	28	W 57,652
10-12	New York Jets ..	7	14	L 57,458
10-19	at New Orleans ..	41	14	W 62,651
10-26	Los Angeles .....	13	10	W 57,401
11-2	at Buffalo .....	30	14	W 57,959
11-9	at St Louis (OT) ..	33	27	W 48,662
11-16	New Orleans .....	31	13	W 53,871
11-23	Chicago .....	28	17	W 49,164
11-30	Washington .....	10	6	W 55,665
12-7	at Philadelphia ..	20	17	W 70,205
12-14	San Francisco ..	35	10	W 55,767
12-21	at L.A. (OT) .....	17	20	L 62,469
<hr/>				
405 272				

NFC Divisional Playoff Game

1-4	Dallas .....	27	30	L 60,022
-----	--------------	----	----	----------

1981 (7-9)

**Second Place, NFC Western Division**  
Coach: Leeman Bennett

Date	Atl. Opp.			
9-6	New Orleans ....	27	0	W 57,406
9-13	at Green Bay ....	31	17	W 55,382
9-20	San Francisco ..	34	17	W 56,653
9-27	at Cleveland .....	17	28	L 78,283
10-5	at Philadelphia ..	13	16	L 71,488
10-11	Los Angeles .....	35	37	L 57,841
10-18	St Louis .....	41	20	W 51,428
10-25	N.Y. Giants (OT)	24	27	L 48,410
11-1	at New Orleans ..	41	10	W 63,637
11-8	at San Francisco	14	17	L 59,127
11-15	Pittsburgh .....	20	34	L 57,485
11-23	Minnesota .....	31	30	W 54,086
11-29	at Houston .....	31	27	W 40,201
12-6	at Tampa Bay ....	23	24	L 69,221
12-14	at Los Angeles ..	16	21	L 57,054
12-20	Cincinnati .....	28	30	L 35,972
<hr/>				
426 355				

1982 (5-4)

**Fifth Place, NFC #**  
Coach Leeman Bennett

Date	Atl. Opp.			
9-12	at NY Giants .....	16	14	W 74,286
9-19	L.A. Raiders .....	14	38	L 54,774
11-21	L.A. Rams .....	34	17	W 39,686
11-28	St Louis .....	20	23	L 33,411
12-5	at Denver .....	34	17	W 75,103
12-12	New Orleans .....	35	0	W 39,535
12-19	at San Francisco	17	7	W 53,234
12-26	Green Bay .....	7	38	L 50,245
1-2	at New Orleans ..	6	35	L 47,336
<hr/>				
183 199				

NFC Divisional Playoffs

at Minnesota .....	24	30	L 60,560
--------------------	----	----	----------

# No Division titles declared

1983 (7-9)

**Fourth Place, NFC Western Division**  
Coach: Dan Henning

Date	Atl. Opp.			
9-4	at Chicago .....	20	17	W 60,165
9-11	N.Y. Giants (OT)	13	16	L 52,850
9-18	at Detroit .....	30	14	W 54,622
9-25	at San Francisco	20	24	L 57,814
10-2	Philadelphia ....	24	28	L 50,621
10-9	New Orleans ....	17	19	L 51,654
10-16	at L.A. Rams .....	21	27	L 50,404
10-23	at NY Jets .....	27	21	W 46,878
10-30	New England ....	24	13	W 47,546
11-6	at New Orleans ..	10	27	L 67,062
11-14	L.A. Rams .....	13	36	L 31,203
11-20	San Francisco ..	28	24	W 32,782
11-27	GreenBay (OT) ..	47	41	W 35,688
12-4	at Washington ...	21	37	L 52,074
12-10	at Miami .....	24	31	L 56,725
12-18	Buffalo .....	31	14	W 31,015
<hr/>				
370 389				

## YEAR-BY-YEAR SCORES

**1984 (4-12)**

**Fourth Place, NFC Western Division**  
Coach: Dan Henning

Date	Atl.Opp.			
9-2	at New Orleans	36	28	W 66,652
9-9	<b>Detroit (OT)</b>	<b>24</b>	<b>27</b>	<b>L 49,878</b>
9-16	at Minnesota	20	27	L 53,955
9-23	<b>Houston</b>	<b>42</b>	<b>10</b>	<b>W 45,248</b>
9-30	at San Francisco	5	14	L 57,990
10-7	at Los Angeles	30	28	W 47,832
10-14	<b>NY Giants</b>	<b>7</b>	<b>19</b>	<b>L 50,268</b>
10-22	<b>Los Angeles</b>	<b>10</b>	<b>24</b>	<b>L 52,861</b>
10-28	at Pittsburgh	10	35	L 55,971
11-5	at Washington	14	27	L 51,301
11-11	<b>New Orleans</b>	<b>13</b>	<b>17</b>	<b>L 40,590</b>
11-18	<b>Cleveland</b>	<b>7</b>	<b>23</b>	<b>L 28,280</b>
11-25	at Cincinnati	14	35	L 44,878
12-2	<b>San Francisco</b>	<b>17</b>	<b>35</b>	<b>L 29,644</b>
12-9	at Tampa Bay	6	23	L 33,808
12-16	<b>Philadelphia</b>	<b>26</b>	<b>10</b>	<b>W 15,582</b>

281 382

**1985 (4-12)**

**Fourth Place, NFC Western Division**  
Coach: Dan Henning

Date	Atl.Opp.			
9-8	<b>Detroit</b>	<b>27</b>	<b>28</b>	<b>L 37,785</b>
9-15	at San Francisco	16	35	L 58,923
9-22	<b>Denver</b>	<b>28</b>	<b>44</b>	<b>L 37,903</b>
9-29	at L.A. Rams	6	17	L 49,870
10-6	<b>San Francisco</b>	<b>17</b>	<b>38</b>	<b>L 44,740</b>
10-13	at Seattle	26	30	L 60,430
10-20	<b>New Orleans</b>	<b>31</b>	<b>24</b>	<b>W 44,784</b>
10-27	at Dallas	10	24	L 57,941
11-3	<b>Washington</b>	<b>10</b>	<b>44</b>	<b>L 42,209</b>
11-10	at Philly (OT)	17	23	L 63,694
11-17	<b>L.A. Rams</b>	<b>30</b>	<b>14</b>	<b>W 29,960</b>
11-24	at Chicago	0	36	L 65,790
12-1	<b>L.A. Raiders</b>	<b>24</b>	<b>34</b>	<b>L 20,585</b>
12-8	at Kansas City	10	38	L 18,199
12-15	<b>Minnesota</b>	<b>14</b>	<b>13</b>	<b>W 14,167</b>
12-22	at New Orleans	16	10	W 37,717

282 452

**1986 (7-8-1)**

**Third Place, NFC Western Division**  
Coach: Dan Henning

Date	Atl.Opp.			
9-7	at New Orleans	31	10	W 67,950
9-14	<b>St Louis</b>	<b>33</b>	<b>13</b>	<b>W 46,463</b>
9-21	at Dallas	37	35	W 62,880
9-28	at T.B. (OT)	23	20	W 38,950
10-5	<b>Philadelphia</b>	<b>0</b>	<b>16</b>	<b>L 57,104</b>
10-12	<b>L.A. Rams</b>	<b>26</b>	<b>14</b>	<b>W 51,662</b>
10-19	<b>S.F. (OT)</b>	<b>10</b>	<b>10</b>	<b>T 55,306</b>
10-26	at L.A. Rams	7	14	L 56,993
11-2	at New England	17	25	L 60,597
11-9	<b>NY Jets</b>	<b>14</b>	<b>28</b>	<b>L 53,476</b>
11-16	<b>Chicago</b>	<b>10</b>	<b>13</b>	<b>L 55,520</b>
11-23	at San Francisco	0	20	L 58,747
11-30	at Miami	20	14	W 53,762
12-7	<b>Indianapolis</b>	<b>23</b>	<b>28</b>	<b>L 30,397</b>
12-14	<b>New Orleans</b>	<b>9</b>	<b>14</b>	<b>L 39,994</b>
12-21	at Detroit	20	6	W 35,255

280 280

**1987 (3-12)**

**Fourth Place, NFC Western Division**  
Coach: Marion Campbell

Date	Atl.Opp.			
9-13	at Tampa Bay	10	48	L 51,250
9-20	<b>Washington</b>	<b>21</b>	<b>20</b>	<b>W 50,882</b>
9-27	at New Orleans (cancelled)			
10-4	<b>Pittsburgh</b>	<b>12</b>	<b>28</b>	<b>L 16,667</b>
10-11	<b>San Francisco*</b>	<b>17</b>	<b>25</b>	<b>L 8,684</b>
10-18	<b>Los Angeles</b>	<b>24</b>	<b>20</b>	<b>W 15,813</b>
10-25	at Houston	33	37	L 29,062
11-1	<b>New Orleans</b>	<b>0</b>	<b>38</b>	<b>L 42,196</b>
11-8	at Cleveland	3	38	L 71,135
11-15	<b>Cincinnati</b>	<b>10</b>	<b>16</b>	<b>L 25,758</b>
11-22	at Minnesota	13	24	L 53,866
11-29	<b>St Louis</b>	<b>21</b>	<b>34</b>	<b>L 15,909</b>
12-6	at Dallas	21	10	W 40,103
12-13	at Los Angeles	0	33	L 43,310
12-20	at San Francisco*	7	35	L 54,698
12-27	<b>Detroit</b>	<b>13</b>	<b>30</b>	<b>L 13,906</b>

205 436

\* Site change due to baseball playoffs

**1988 (5-11)**

**Fourth Place, NFC Western Division**  
Coach: Marion Campbell

Date	Atl.Opp.			
9-4	at Detroit	17	31	L 31,075
9-11	<b>New Orleans</b>	<b>21</b>	<b>29</b>	<b>L 48,901</b>
9-18	at San Francisco	34	17	W 60,168
9-25	at Dallas	20	26	L 39,702
10-2	<b>Seattle</b>	<b>20</b>	<b>31</b>	<b>L 28,619</b>
10-9	<b>L.A. Rams</b>	<b>0</b>	<b>33</b>	<b>L 30,852</b>
10-16	at Denver	14	30	L 75,287
10-23	<b>NY Giants</b>	<b>16</b>	<b>23</b>	<b>L 45,092</b>
10-30	at Philadelphia	27	24	W 60,091
11-6	<b>Green Bay</b>	<b>20</b>	<b>0</b>	<b>W 29,952</b>
11-13	<b>San Diego</b>	<b>7</b>	<b>10</b>	<b>L 26,329</b>
11-20	at L.A. Raiders	12	6	W 40,967
11-27	<b>Tampa Bay</b>	<b>17</b>	<b>10</b>	<b>W 14,020</b>
12-4	<b>San Francisco</b>	<b>3</b>	<b>13</b>	<b>L 44,048</b>
12-11	at L.A. Rams	7	22	L 42,828
12-18	at New Orleans	9	10	L 60,566

244 315

**1989 (3-13)**

**Fourth Place, NFC Western Division**  
Coach: Marion Campbell (3-9), Jim Hanifan (0-4)

Date	Atl.Opp.			
9-10	<b>L.A. Rams</b>	<b>21</b>	<b>31</b>	<b>L 38,708</b>
9-17	<b>Dallas</b>	<b>27</b>	<b>21</b>	<b>W 55,285</b>
9-24	at Indianapolis	9	13	L 57,816
10-1	at Green Bay	21	23	L 54,647
10-8	at L.A. Rams	14	26	L 52,182
10-15	<b>New England</b>	<b>16</b>	<b>15</b>	<b>W 39,697</b>
10-22	at Phoenix	20	34	L 33,894
10-29	at New Orleans	13	20	L 65,153
11-5	<b>Buffalo</b>	<b>30</b>	<b>28</b>	<b>W 45,267</b>
11-12	at San Francisco	3	45	L 59,914
11-19	<b>New Orleans</b>	<b>7</b>	<b>26</b>	<b>L 53,173</b>
11-26	at New York Jets	7	27	L 40,429
12-3	<b>San Francisco</b>	<b>10</b>	<b>23</b>	<b>L 43,128</b>
12-10	at Minnesota	17	43	L 58,116
12-17	<b>Washington</b>	<b>30</b>	<b>31</b>	<b>L 37,501</b>
12-24	<b>Detroit</b>	<b>24</b>	<b>31</b>	<b>L 7,792</b>

279 437

## YEAR-BY-YEAR SCORES

1990 (5-11)

**Fourth Place, NFC Western Division**  
Coach: Jerry Glanville

Date		Atl. Opp.		
9-9	Houston	47	27	W 56,222
9-16	at Detroit	14	21	L 48,961
9-23	at San Francisco	13	19	L 62,858
10-7	New Orleans	28	27	W 57,401
10-14	San Francisco	35	45	L 57,921
10-21	at L.A. Rams	24	44	L 54,761
10-28	Cincinnati	38	17	W 53,214
11-4	at Pittsburgh	9	21	L 57,093
11-11	at Chicago	24	30	L 62,855
11-18	Philadelphia	23	24	L 53,755
11-25	at New Orleans	7	10	L 68,629
12-2	at Tampa Bay	17	23	L 42,839
12-9	Phoenix	13	24	L 36,222
12-16	at Cleveland	10	13	L 46,536
12-23	L.A. Rams	20	13	W 30,021
12-30	Dallas	26	7	W 50,097

348 365

1991 (10-6)

**Second Place, NFC Western Division**  
NFC Wild Card Team  
Coach: Jerry Glanville

Date		Atl. Opp.		
9-1	at Kansas City	3	14	L 74,246
9-8	Minnesota	19	20	L 50,936
9-15	at San Diego	13	10	W 44,804
9-22	L.A. Raiders	21	17	W 53,615
9-29	New Orleans	6	27	L 56,556
10-13	at San Francisco	39	34	W 57,343
10-20	at Phoenix	10	16	L 24,124
10-27	L.A. Rams	31	14	W 50,187
*11-3	San Francisco	17	14	W 51,259
11-10	at Washington	17	56	L 52,641
11-17	Tampa Bay	43	7	W 41,274
11-24	at N.O. (OT)	23	20	W 68,591
12-1	Green Bay	35	31	W 43,270
12-8	at L.A. Rams	31	14	W 35,315
12-15	Seattle	26	13	W 55,834
12-22	at Dallas	27	31	L 60,962

361 438

NFC Wild Card

12-29 at New Orleans . 27 20 W 68,794

NFC Divisional Playoff

1-4-92 at Washington .... 7 24 L 55,181

\* Site change due to baseball playoffs

1992 (6-10)

**Third Place, NFC Western Division**  
Coach: Jerry Glanville

Date:		Atl. Opp.		
9-6	NY Jets	20	17	W 65,585
9-13	at Washington	17	24	L 54,343
9-20	New Orleans	7	10	L 67,328
9-27	at Chicago	31	41	L 63,528
10-4	Green Bay	24	10	W 63,769
10-11	at Miami	17	21	L 68,633
10-18	at San Francisco	17	56	L 63,302
11-1	L.A. Rams	30	28	W 62,168
11-9	San Francisco	3	41	L 67,404
11-15	Phoenix	20	17	W 58,477
11-22	at Buffalo	14	41	L 80,004
11-29	New England	34	0	W 54,494
12-3	at New Orleans	14	22	L 68,591
12-13	at Tampa Bay	35	7	W 39,056
12-21	Dallas	17	41	L 67,036
12-27	at L.A. Rams	27	38	L 37,706

327 414

1993 (6-10)

**Third Place, NFC Western Division**  
Coach: Jerry Glanville

Date:		Atl. Opp.		
9-5	at Detroit	13	30	L 56,216
9-12	New Orleans	31	34	L 64,287
9-19	at San Francisco	30	37	L 63,032
9-27	Pittsburgh	17	45	L 65,477
10-3	at Chicago	0	6	L 57,441
10-14	L.A. Rams	30	24	W 45,231
10-24	at New Orleans	26	15	W 69,043
10-31	Tampa Bay	24	31	L 50,647
11-14	at L.A. Rams	13	0	W 37,073
11-21	Dallas	27	14	W 67,337
11-28	Cleveland	17	14	W 54,510
12-05	at Houston	17	33	L 58,186
12-11	San Francisco	27	24	W 64,688
12-19	at Washington	17	30	L 50,192
12-26	at Cincinnati	17	21	L 27,014
01-02	Phoenix	10	27	L 44,360

316 385

1994 (7-9)

**Third Place, NFC Western Division**  
Coach: June Jones

Date:		Atl. Opp.		
9-4	at Detroit (OT)	28	31	L 60,740
9-11	L.A. Rams	31	13	W 55,378
9-18	Kansas City	10	30	L 67,357
9-25	at Washington	27	20	W 53,238
10-2	at L.A. Rams	8	5	W 34,599
10-9	Tampa Bay	34	13	W 52,633
10-16	San Francisco	3	42	L 67,298
10-23	at L.A. Raiders	17	30	L 42,192
11-6	San Diego	10	9	W 59,217
11-13	at New Orleans	32	33	L 60,313
11-20	at Denver	28	32	L 70,594
11-27	Philadelphia	28	21	W 60,008
12-4	at San Francisco	14	50	L 60,549
12-11	New Orleans	20	29	L 61,307
12-21	at Green Bay	17	21	L 54,885
12-27	Arizona	10	6	W 35,311

317 385

1995 (9-7)

**Second Place, NFC Western Division**  
NFC Wild Card Team  
Coach: June Jones

Date:		Atl. Opp.		
9-4	Carolina (OT)	23	20	W 58,808
9-10	at San Francisco	10	41	L 63,627
9-17	at N.O. (OT)	27	24	W 57,442
9-24	N.Y. Jets	13	3	W 40,778
10-1	New England	30	17	W 47,114
10-12	at St. Louis	19	21	L 59,700
10-22	at Tampa Bay	24	21	W 66,135
10-29	Dallas	13	28	L 70,089
11-5	Detroit	34	22	W 49,619
11-12	at Buffalo	17	23	L 62,690
11-19	St. Louis	31	6	W 46,309
11-26	at Arizona (OT)	37	40	L 35,147
12-3	at Miami	20	21	L 63,395
12-10	New Orleans	19	14	W 54,603
12-17	at Carolina	17	21	L 53,833
12-24	San Francisco	28	27	W 51,785

362 349

NFC Wild Card

12-31 at Green Bay .... 20 37 L 60,453

## YEAR-BY-YEAR SCORES

1996 (3-13)

**Fourth Place, NFC Western Division**  
Coach: June Jones

Date:	Atl. Opp.			
9-1	at Carolina	6	29	L 69,522
9-8	Minnesota	17	23	L 42,688
9-22	Philadelphia	18	33	L 40,107
9-29	at San Francisco	17	39	L 62,995
10-6	at Detroit	24	28	L 58,666
10-13	Houston	13	23	L 35,401
10-20	at Dallas	28	32	L 64,091
10-27	Pittsburgh	17	20	L 58,760
11-3	Carolina	20	17	W 42,726
11-10	at St. Louis	16	59	L 58,776
11-17	New Orleans	17	15	W 43,119
11-24	at Cincinnati	31	41	L 44,868
12-2	San Francisco	10	34	L 46,318
12-8	at New Orleans	31	15	W 32,923
12-15	St. Louis	27	34	L 26,519
12-22	at Jacksonville	17	19	L 71,449
				309 461

1997 (7-9)

**Third Place, NFC Western Division**  
Coach: Dan Reeves

Date:	Atl. Opp.			
8-31	at Detroit	17	28	L 61,244
9-7	Carolina	6	9	L 51,829
9-14	Oakland	31	36	L 47,922
9-21	at San Francisco	7	34	L 60,404
9-28	Denver	21	29	L 48,211
10-12	at New Orleans	23	17	W 65,619
10-19	San Francisco	28	35	L 53,378
10-26	at Carolina	12	21	L 54,675
11-2	St. Louis	34	31	W 36,583
11-9	Tampa Bay	10	31	L 46,018
11-16	at St. Louis	27	21	W 64,299
11-23	New Orleans	20	3	W 48,620
11-30	at Seattle	24	17	W 52,584
12-7	at San Diego	14	3	W 46,317
12-14	Philadelphia	20	17	W 42,866
12-21	at Arizona	26	29	L 32,003
				320 361



1998 (14-2)

**1st Place, NFC Western Division**  
**NFC Champions**  
Coach: Dan Reeves

Date:	Atl. Opp.			
9-6	at Carolina	19	14	W 85,129
9-13	Philadelphia	17	12	W 46,456
9-27	at San Francisco	20	31	L 62,296
10-4	Carolina	51	23	W 50,724
10-11	at N.Y. Giants	34	20	W 71,173
10-18	New Orleans	31	23	W 60,774
10-25	at N.Y. Jets	3	28	L 71,573
11-1	St. Louis	37	15	W 37,996
11-8	at New England	41	10	W 59,790
11-15	San Francisco	31	19	W 69,828
11-22	Chicago	20	13	W 60,804
11-29	at St. Louis	21	10	W 47,971
12-6	Indianapolis	28	21	W 61,141
12-13	at New Orleans	27	17	W 61,678
12-20	at Detroit	24	17	W 67,143
12-27	Miami	38	16	W 69,754
				442 289

1998 Postseason (2-1)

*Divisional Playoff Game*

Date:	Atl. Opp.			
1-9	San Francisco	20	18	W 70,262

*NFC Championship Game*

Date:	Atl. Opp.			
1-17	at Minnesota (OT)	30	27	W 64,060

*Super Bowl XXXIII*

Date:	Atl. Opp.			
1-31	vs Denver	19	34	L 74,803

1999 (5-11)

**3rd Place, NFC Western Division**  
Coach: Dan Reeves

Date:	Atl. Opp.			
9-12	Minnesota	14	17	L 69,555
9-20	at Dallas	7	24	L 63,663
9-26	at St. Louis	7	35	L 63,253
10-3	Baltimore (OT)	13	19	L 50,712
10-10	at New Orleans	20	17	W 57,289
10-17	St. Louis	13	41	L 51,973
10-25	at Pittsburgh	9	13	L 58,141
10-31	Carolina	27	20	W 52,594
11-07	Jacksonville	7	30	L 68,466
11-21	at Tampa Bay	10	19	L 65,158
11-28	at Carolina	28	34	L 55,507
12-05	New Orleans	35	12	W 62,568
12-12	at San Francisco	7	26	L 67,465
12-19	at Tennessee	17	30	L 66,196
12-26	Ariozona	37	14	W 47,074
1-3	San Francisco	34	29	W 57,980
				285 380

# PRESEASON RESULTS

(OVERALL RECORD: 56-77-1)

## 1966 (1-4)

<b>Philadelphia at Atlanta (20,072)</b> .....	7-9
Atlanta at St. Louis (34,303) .....	10-20
NY Giants at Atlanta .....	7-14
<i>(Nashville - 20,945)</i>	
<b>Cleveland at Atlanta (48,548)</b> .....	3-42
San Francisco vs. Atlanta .....	24-17
<i>(Columbia - 21,780)</i>	

## 1967 (2-2-1)

Atlanta at New York Giants .....	10-10
<i>(Ithaca - 20,000)</i>	
Atlanta at Miami (50,822) .....	27-17
<b>Cleveland at Atlanta (52,240)</b> .....	34-31
Atlanta vs. Minnesota .....	3-16
<i>(Cleveland - 84,236)</i>	
Atlanta at New Orleans (67,486) .....	14-27

## 1968 (1-4)

Atlanta vs. Washington .....	14-16
<i>(Tampa - 42,180)</i>	
Atlanta vs. NY Giants .....	13-17
<i>(Nashville - 14,555)</i>	
Atlanta vs. NY Jets .....	12-27
<i>(Birmingham - 27,406)</i>	
<b>NO at Atlanta (49,832)</b> .....	16-10
Atlanta at Miami (36,122) .....	13-19

## 1969 (2-4)

Philadelphia vs. Atlanta .....	13-7
<i>(Portland - 21,625)</i>	
Atlanta at Boston (24,084) .....	34-16
<b>Washington at Atlanta (56,990)</b> .....	7-24
Atlanta at New Orleans (69,898) .....	17-21
Atlanta at Kansas City (37,273) .....	10-14
Atlanta vs. G.B. (Canton - 17,411) .....	24-38

## 1970 (4-1)

NY Jets vs. Atlanta .....	33-7
<i>(Winston-Salem - 19,700)</i>	
Atlanta at Washington (35,186) .....	13-21
<b>Kansas City at Atlanta (56,990)</b> .....	22-17
Atlanta at Buffalo (30,869) .....	10-7
Atlanta at Miami (50,259) .....	20-17

## 1971 (3-2)

Atlanta at Kansas City (37,403) .....	10-12
Denver vs. Atlanta .....	27-10
<i>(Memphis - 22,474)</i>	
<b>Buffalo at Atlanta (53,090)</b> .....	35-24
Atlanta at New England (48,631) .....	45-35
Atlanta at San Diego (32,555) .....	14-21

## 1972 (1-4)

Atlanta at San Diego (41,404) .....	7-30
<b>Pittsburgh at Atlanta (53,288)</b> .....	17-31
Atlanta at Miami (75,372) .....	10-24
<b>New York Jets at Atlanta (37,806)</b> ..	3-9
Atlanta at Cincinnati (55,804) .....	44-14

## 1973 (2-3)

<b>Baltimore at Atlanta (57,122)</b> .....	34-10
<b>New England at Atlanta (56,238)</b> .....	27-10
Cleveland vs. Atlanta .....	17-20
<i>(Knoxville - 40,831)</i>	
<b>Cincinnati at Atlanta (55,863)</b> .....	20-31
Atlanta at Pittsburgh (50,350) .....	0-19

## 1974 (4-2)

Atlanta at Philadelphia (15,379) .....	23-7
Atlanta at Oakland .....	16-28
<i>(Berkeley - 34,319)</i>	
<b>Cincinnati at Atlanta</b> .....	7-13
<i>(Grant Field 44,127)</i>	
Atlanta at Houston (27,116) .....	10-6
<b>Baltimore at Atlanta (50,085)</b> .....	23-7
Atlanta at Denver (43,253) .....	20-14

## 1975 (3-3)

Atlanta at Washington (18,444) .....	16-14
Baltimore vs. Atlanta .....	10-3
<i>(Lincoln, Neb - 43,097)</i>	
<b>Oakland at Atlanta (39,878)</b> .....	7-22
<b>NY Jets at Atlanta (34,387)</b> .....	13-16
Buffalo vs. Atlanta .....	14-16
<i>(Tampa, Fla. - 41,212)</i>	
<b>Philadelphia at Atlanta (28,675)</b> .....	17-14

## 1976 (2-4)

<b>Washington at Atlanta (38,808)</b> .....	10-17
Cleveland vs. Atlanta .....	7-31
<i>(Stillwater, Okla - 24,227)</i>	
Tampa Bay vs. Atlanta .....	3-17
<i>(Jacksonville, Fla. - 11,342)</i>	
<b>New England at Atlanta (23,495)</b> .....	17-28
<b>Baltimore at Atlanta (24,986)</b> .....	21-7
<b>Atlanta at G.B. (Milw - 54,989)</b> .....	26-7

## 1977 (3-3)

Atlanta at St. Louis (24,667) .....	3-0
<b>NY Jets at Atlanta (28,954)</b> .....	2-17
<b>Denver at Atlanta (21,239)</b> .....	2-10
Tampa Bay vs. Atlanta .....	30-21
<i>(Orlando - 31,123)</i>	
Atlanta at Kansas City (22,748) .....	24-16
Atlanta New England (41,346) .....	0-29

## 1978 (2-2)

Atlanta at N.Y. (31,480) .....	20-17
Atlanta at Pittsburgh (46,444) .....	7-13
<b>Philadelphia at Atlanta (51,306)</b> .....	7-24
Atlanta at Washington (29,487) .....	10-7

## 1979 (0-4)

<b>New England at Atlanta (53,228)</b> .....	14-37
Atlanta at St. Louis (39,705) .....	17-42
<b>Washington at Atlanta (52,478)</b> .....	6-16
Atlanta at Green Bay (55,416) .....	35-45

## PRESEASON RESULTS

### 1980 (1-3)

Atlanta at Seattle (59,555) .....	10-14
<b>Pittsburgh at Atlanta (55,695) .....</b>	<b>14-17</b>
Atlanta at San Diego (47,184) .....	9-17
<b>Baltimore at Atlanta (42,983) .....</b>	<b>51-35</b>

### 1981 (2-3)

Atlanta vs. Cleveland .....	10-24
<i>(Canton, Ohio - 23,921)</i>	
Atlanta at Oakland (42,697) .....	16-17
<b>New York Jets at Atlanta (51,163) ..</b>	<b>21-20</b>
Atlanta at Minnesota (42,908) .....	19-20
<b>Tampa Bay at Atlanta (53,688) .....</b>	<b>27-7</b>

### 1982 (2-2)

<b>Minnesota at Atlanta (49,831) .....</b>	<b>20-17</b>
Atlanta vs. Baltimore .....	3-34
<i>(Phoenix - 56,748)</i>	
<b>Philadelphia at Atlanta (51,175) .....</b>	<b>24-21</b>
Atlanta at Tampa Bay (62,933) .....	0-34

### 1983 (2-2)

<b>Washington at Atlanta (46,052) .....</b>	<b>13-10</b>
Atlanta at Denver (73,199) .....	10-21
Atlanta at Tampa Bay (57,237) .....	6-17
<b>Baltimore at Atlanta (37,420) .....</b>	<b>10-7</b>

### 1984 (1-3)

Atlanta at Minnesota (51,693) .....	6-37
Atlanta at New Orleans (58,502) .....	21-31
<b>Tampa Bay at Atlanta (29,610) .....</b>	<b>52-21</b>
<b>Denver at Atlanta (30,988) .....</b>	<b>13-24</b>

### 1985 (2-2)

<b>Washington at Atlanta (30,574) .....</b>	<b>14-17</b>
Tampa Bay at Tampa Bay (34,040) ..	23-17
Atlanta at G.B. (Milw - 49,703) .....	24-28
<b>Miami at Atlanta (32,768) .....</b>	<b>19-17</b>

### 1986 (2-2)

<b>N.Y. Giants at Atlanta (25,445) .....</b>	<b>31-24</b>
Atlanta at Tampa Bay (28,797) .....	20-17
<b>Cleveland at Atlanta (33,637) .....</b>	<b>21-27</b>
Atlanta at Washington (52,619) .....	21-29

### 1987 (1-3)

<b>Buffalo at Atlanta (31,166) .....</b>	<b>19-14</b>
Atlanta at Kansas City (39,164) ...	10-13
<b>Cleveland at Atlanta (35,960) .....</b>	<b>3-23</b>
N.E. vs. Atlanta .....	13-14
<i>(Jacksonville - 59,129)</i>	

### 1988 (2-2)

Atlanta at New England (32,949) .....	34-30
<b>Kansas City at Atlanta (23,369) .....</b>	<b>13-27</b>
<b>Tampa Bay at Atlanta (18,141) .....</b>	<b>19-14</b>
Washington at Atlanta .....	17-34
<i>(Birmingham - 51,400)</i>	

### 1989 (1-3)

Atlanta at Philadelphia (40,145) .....	17-23
Atlanta at Tampa Bay (28,330) .....	0-27
<b>New England at Atlanta (21,118) .....</b>	<b>7-23</b>
Buffalo vs. Atlanta .....	36-17
<i>(Jacksonville - 41,813)</i>	

### 1990 (4-0)

Washington at Atlanta .....	31-27
<i>(Chapel Hill, N.C. - 52,036)</i>	
<b>Cincinnati at Atlanta (43,472) .....</b>	<b>34-17</b>
Atlanta at GB (Milwaukee 51,069) ....	17-14
Atlanta at New England (24,106) .....	45-14

### 1991 (2-2)

L.A. Rams at Atlanta .....	38-17
<i>(Jacksonville 66,531)</i>	
Houston at Houston (52,140) .....	36-7
<b>Tampa Bay at Atlanta (41,983) .....</b>	<b>7-12</b>
Atlanta at Dallas (53,689) OT .....	17-20

### 1992 (1-3)

Atlanta at Cleveland (59,566) .....	0-7
Atlanta at Tampa Bay (37,000) .....	28-40
<b>Philadelphia at Atlanta (66,834) .....</b>	<b>20-10</b>
<b>Buffalo at Atlanta (62,565) .....</b>	<b>21-27</b>

### 1993 (1-3)

<b>Miami at Atlanta (51,798) .....</b>	<b>27-28</b>
<b>Tampa Bay at Atlanta (49,108) .....</b>	<b>20-10</b>
Atlanta at Philly (54,425) .....	20-37
Atlanta at Buffalo (51,232) .....	16-17

### 1994 (3-2)

Atlanta vs. S.D (23,185) .....	21-17
<i>(Hall of Fame Game, Canton, Ohio)</i>	
Atlanta at Denver (72,231) .....	16-37
<b>Buffalo at Atlanta (46,595) .....</b>	<b>27-7</b>
Atlanta at Cleveland (51,602) .....	7-28
<b>Philadelphia at Atlanta (40,780) .....</b>	<b>20-12</b>

### 1995 (2-2)

Atlanta at Philadelphia (43,678) .....	17-25
<b>Miami at Atlanta (42,579) .....</b>	<b>37-0</b>
<b>Cleveland at Atlanta (41,813) .....</b>	<b>19-10</b>
Atlanta at Buffalo (41,765) .....	14-20

### 1996 (2-2)

Atlanta at Seattle (30,284) .....	17-19
Atlanta at Tampa Bay (32,855) .....	0-16
<b>Oakland at Atlanta (30,553) .....</b>	<b>27-6</b>
<b>Arizona at Atlanta (29,306) .....</b>	<b>31-30</b>

### 1997 (1-3)

Atlanta at Detroit (40,425) .....	17-20
<b>Tampa Bay at Atlanta (34,219) .....</b>	<b>17-12</b>
<b>Washington at Atlanta (37,984) .....</b>	<b>31-35</b>
Atlanta at Jacksonville (67,743) .....	17-26

### 1998 (2-2)

Tennessee at Atlanta (29,313) .....	16-31
<b>Atlanta at Detroit (45,749) .....</b>	<b>7-3</b>
Atlanta at Pittsburgh (54,689) .....	22-28
<b>Cincinnati at Atlanta (26,269) .....</b>	<b>17-0</b>

### 1999

<b>Detroit at Atlanta (47,653) .....</b>	<b>35-31</b>
Baltimore at Atlanta (44,843) .....	6-19
Atlanta at Tennessee (65,729) .....	3-17
<b>Atlanta at Cincinnati (39,651) .....</b>	<b>28-16</b>

# Series vs. Opponents

## **ATLANTA vs. ARIZONA**

*Cardinals lead series, 13-7*

1966-Falcons, 16-10 (A)  
 1968-Cardinals, 17-12 (StL)  
 1971-Cardinals, 26-9 (A)  
 1973-Cardinals, 32-10 (A)  
 1975-Cardinals, 23-20 (StL)  
 1978-Cardinals, 42-21 (StL)  
 1980-Falcons, 33-27 (StL)  
 (Overtime)  
 1981-Falcons, 41-20 (A)  
 1982-Cardinals, 23-20 (A)  
 1986-Falcons, 33-13 (A)  
 1987-Cardinals, 34-21 (A)  
 1989-Cardinals, 34-20 (P)  
 1990-Cardinals, 24-13 (A)  
 1991-Cardinals, 16-10 (P)  
 1992-Falcons, 20-17 (A)  
 1993-Cardinals, 27-10 (A)  
 1994-Falcons, 10-6 (A)  
 1995-Cards, 40-37 (P) OT  
 1997-Cardinals, 29-26 (P)  
 1999-Falcons, 37-14 (A)  
 (Points-Cardinals 484,  
 Falcons 419)

\*Franchise in St. Louis prior to 1988 and in Chicago prior to 1960, known as Phoenix prior to 1994.

## **ATLANTA vs. BALTIMORE**

*Ravens lead series, 1-0*  
 1999-Ravens, 19-13 (A)  
 (Overtime)

## **ATLANTA vs. BUFFALO**

*Bills lead series, 4-3*  
 1973-Bills, 17-6 (A)  
 1977-Bills, 3-0 (B)  
 1980-Falcons, 30-14 (B)  
 1983-Falcons, 31-14 (A)  
 1989-Falcons, 30-28 (A)  
 1992-Bills, 41-14 (B)  
 1995-Bills, 23-17 (B)  
 (Points-Bills 140,  
 Falcons 128)

## **ATLANTA vs. CAROLINA**

*Series tied at 5-5*  
 1995-Falcons, 23-20 (A)  
 Panthers, 21-17 (C)  
 1996-Panthers, 29-6 (C)  
 Falcons, 20-17 (A)  
 1997-Panthers, 9-6 (A)  
 Panthers, 21-12 (C)  
 1998-Falcons, 19-14 (C)  
 Falcons, 51-23 (A)  
 1999-Falcons, 27-20 (A)  
 Panthers, 34-28 (C)  
 (Points-Falcons 209,  
 Panthers 208)

## **ATLANTA vs. CHICAGO**

*Falcons lead 10-9*

1966-Bears, 23-6 (C)  
 1967-Bears, 23-14 (A)  
 1968-Falcons, 16-13 (C)  
 1969-Falcons, 48-31 (A)  
 1970-Bears, 23-14 (A)  
 1972-Falcons, 37-21 (C)  
 1973-Falcons, 46-6 (A)  
 1974-Falcons, 13-10 (A)  
 1976-Falcons, 10-0 (C)  
 1977-Falcons, 16-10 (C)  
 1978-Bears, 13-7 (C)  
 1980-Falcons, 28-17 (A)  
 1983-Falcons, 20-17 (C)  
 1985-Bears, 36-0 (C)  
 1986-Bears, 13-10 (A)  
 1990-Bears, 30-24 (A)  
 1992-Bears, 41-31 (C)  
 1993-Bears, 6-0 (C)  
 1998-Falcons, 20-13 (A)  
 (Points-Falcons 360,  
 Bears 346)

## **ATLANTA vs. CINCINNATI**

*Bengals lead series, 7-2*

1971-Falcons, 9-6 (C)  
 1975-Bengals, 21-14 (A)  
 1978-Bengals, 37-7 (C)  
 1981-Bengals, 30-28 (A)  
 1984-Bengals, 35-14 (C)  
 1987-Bengals, 16-10 (A)  
 1990-Falcons, 38-17 (A)  
 1993-Bengals, 21-17 (C)  
 1996-Bengals, 41-31 (C)  
 (Points-Bengals 224,  
 Falcons 168)

## **ATLANTA vs. CLEVELAND**

*Browns lead series, 8-2*

1966-Browns, 49-17 (A)  
 1968-Browns, 30-7 (C)  
 1971-Falcons, 31-14 (C)  
 1976-Browns, 20-17 (A)  
 1978-Browns, 24-16 (A)  
 1981-Falcons, 28-17 (C)  
 1984-Browns, 23-7 (A)  
 1987-Browns, 38-3 (C)  
 1990-Browns, 13-10 (C)  
 1993-Falcons, 17-14 (A)  
 (Points-Browns 253,  
 Falcons 142)

## **ATLANTA vs. DALLAS**

*Cowboys lead series, 12-6*

*Cowboys lead postseason 2-0*

1966-Cowboys, 47-14 (A)  
 1967-Cowboys, 37-7 (D)  
 1969-Cowboys, 24-17 (A)  
 1970-Cowboys, 13-0 (D)  
 1974-Cowboys, 24-0 (A)  
 1976-Falcons, 17-10 (A)  
 \*1978-Cowboys, 27-20 (D)  
 \*1980-Cowboys, 30-27 (A)  
 1985-Cowboys, 24-10 (D)  
 1986-Falcons, 37-35 (D)  
 1987-Falcons, 21-10 (D)  
 1988-Cowboys, 26-20 (D)  
 1989-Falcons, 27-21 (A)  
 1990-Falcons, 26-7 (A)  
 1991-Cowboys, 31-27 (D)  
 1992-Cowboys, 41-17 (A)  
 1993-Falcons, 27-14 (A)  
 1995-Cowboys, 28-13 (A)  
 1996-Cowboys, 32-28 (D)  
 1999-Cowboys, 24-7 (D)  
 (Regular Season Points  
 Cowboys 448, Falcons 315)  
 (Post Season Points  
 Cowboys 57, Falcons 47)  
 \*NFC Divisional Playoffs

## **ATLANTA vs. DENVER**

*Broncos lead series, 6-3*  
*Broncos lead postseason, 1-0*

1970-Broncos, 24-10 (D)  
 1972-Falcons, 23-20 (A)  
 1975-Falcons, 35-21 (A)  
 1979-Bron, 20-17 (A) OT  
 1982-Falcons, 34-27 (D)  
 1985-Broncos, 44-28 (A)  
 1988-Broncos, 30-14 (D)  
 1994-Broncos, 32-28 (D)  
 1997-Broncos, 29-21 (A)  
 \*1998-Broncos, 34-19 (M)  
 (Playoffs)  
 (Points-Broncos 247,  
 Falcons 210)  
 \*Super Bowl XXXIII

## **ATLANTA vs. DETROIT**

*Lions lead series, 20-7*

1966-Lions, 28-10 (D)  
 1967-Lions, 24-3 (D)  
 1968-Lions, 24-7 (A)  
 1969-Lions, 27-21 (D)  
 1971-Lions, 41-38 (D)  
 1972-Lions, 26-23 (A)  
 1973-Lions, 31-6 (D)  
 1975-Lions, 17-14 (A)  
 1976-Lions, 24-10 (D)

1977-Falcons, 17-6 (A)  
 1978-Falcons, 14-0 (A)  
 1979-Lions, 24-23 (D)  
 1980-Falcons, 43-28 (A)  
 1983-Falcons, 30-14 (D)  
 1984-Lions, 27-24 (A) OT  
 1985-Lions, 28-27 (A)  
 1986-Falcons, 20-6 (D)  
 1987-Lions, 30-13 (A)  
 1988-Lions, 31-17 (D)  
 1989-Lions, 31-24 (A)  
 1990-Lions, 21-14 (A)  
 1993-Lions, 30-13 (D)  
 1994-Lions, 31-28 (D) OT  
 1995-Falcons, 34-22 (A)  
 1996-Lions, 28-24 (D)  
 1997-Lions, 28-17 (D)  
 1998-Falcons, 24-17 (D)  
 (Points-Lions 644,  
 Falcons 538)

## **ATLANTA vs. GREEN BAY**

*Packers lead series, 10-9*

*Packers lead Postseason, 1-0*

1966-Packers, 56-3 (Mil)  
 1967-Packers, 23-0 (Mil)  
 1968-Packers, 38-7 (A)  
 1969-Packers, 28-10 (GB)  
 1970-Packers, 27-24 (GB)  
 1971-Falcons, 28-21 (A)  
 1972-Falcons, 10-9 (Mil)  
 1974-Falcons, 10-3 (A)  
 1975-Packers, 22-13 (GB)  
 1976-Packers, 24-20 (A)  
 1979-Falcons, 25-7 (A)  
 1981-Falcons, 31-17 (GB)  
 1982-Packers, 38-7 (A)  
 1983-Falcons, 47-41 (A)  
 (Overtime)  
 1988-Falcons, 20-0 (A)  
 1989-Packers, 23-21 (Mil)  
 1991-Falcons, 35-31 (A)  
 1992-Falcons, 24-10 (A)  
 1994-Packers, 21-17 (Mil)  
 \*1995-Packers 37-20  
 (Points-Packers 439,  
 Falcons 352)  
 \*NFC Wild Card

## **ATLANTA vs. JACKSONVILLE**

*Jaguars lead series, 2-0*

1996-Jaguars, 19-17 (J)  
 1999-Jaguars, 30-7 (A)  
 (Points - Jaguars 49,  
 Falcons 24)

## SERIES VS. OPPONENTS

### **\*ATLANTA vs. INDIANAPOLIS**

*Colts lead series, 10-1*  
 1966-Colts, 19-7 (A)  
 1967-Colts, 38-31 (B)  
     Colts, 49-7 (A) 1968-  
     Colts, 28-20 (A)  
     Colts, 44-0 (B)  
 1969-Colts, 21-14 (A)  
     Colts, 13-6 (B)  
 1974-Colts, 17-7 (A)  
 1986-Colts, 28-23 (A)  
 1989-Colts, 13-9 (I)  
 1998-Falcons, 28-21 (A)  
 (Points-Colts 291,  
 Falcons 152)  
 \*Franchise in Baltimore  
 prior to 1994.

### **ATLANTA vs. KANSAS CITY**

*Chiefs lead series, 4-0*  
 1972-Chiefs, 17-14 (A)  
 1985-Chiefs, 38-10 (KC)  
 1991-Chiefs, 14-3 (KC)  
 1994-Chiefs, 30-10 (A)  
 (Points-Chiefs 99,  
 Falcons 37)

### **ATLANTA vs. MIAMI**

*Dolphins lead series, 6-2*  
 1970-Dolphins, 20-7 (A)  
 1974-Dolphins, 42-7 (M)  
 1980-Dolphins, 20-17 (A)  
 1983-Dolphins, 31-24 (M)  
 1986-Falcons, 20-14 (M)  
 1992-Dolphins, 21-17 (M)  
 1995-Dolphins, 21-20 (M)  
 1998-Falcons, 38-16 (A)  
 (Points-Dolphins 185,  
 Falcons 150)

### **ATLANTA vs. MINNESOTA**

*Vikings lead series, 13-6*  
*Postseason Tied, 1-1*  
 1966-Falcons, 20-13 (M)  
 1967-Falcons, 21-20 (A)  
 1968-Vikings, 47-7 (M)  
 1969-Falcons, 10-3 (A)  
 1970-Vikings, 37-7 (A)  
 1971-Vikings, 24-7 (M)  
 1973-Falcons, 20-14 (A)  
 1974-Vikings, 23-10 (M)  
 1975-Vikings, 38-0 (M)  
 1977-Vikings, 14-7 (A)  
 1980-Vikings, 24-23 (M)  
 1981-Falcons, 31-30 (A)  
 \*1982-Vikings, 30-24 (M)  
 1984-Vikings, 27-20 (M)  
 1985-Falcons, 14-13 (A)

1987-Vikings, 24-13(M)  
 1989-Vikings, 43-17 (M)  
 1991-Vikings, 20-19 (A)  
 1996-Vikings, 23-17 (A)  
 \*\*1998-Falcons, 30-27 (M)  
     (Overtime)  
 1999-Vikings, 17-14 (A)  
 (Regular Season Points-  
 Vikings 454, Falcons 277)  
 (Postseason Points -  
 Vikings 57, Falcons 54)  
 \*NFC Playoffs  
 \*\* NFC Championship

### **ATLANTA vs. NEW ENGLAND**

*Falcons lead series, 6-3*  
 1972-Patriots, 21-20 (NE)  
 1977-Patriots, 16-10 (A)  
 1980-Falcons, 37-21 (NE)  
 1983-Falcons, 24-13 (A)  
 1986-Patriots, 25-17 (NE)  
 1989-Falcons, 16-15 (A)  
 1992-Falcons, 34-0 (A)  
 1995-Falcons, 30-17 (A)  
 1998-Falcons, 41-10 (NE)  
 (Points-Falcons 229,  
 Patriots 138)

### **ATLANTA vs. NEW ORLEANS**

*Falcons lead series, 37-24*  
*Falcons lead postseason, 1-0*  
 1967-Saints, 27-24 (NO)  
 1969-Falcons, 45-17 (A)  
 1970-Falcons, 14-3 (NO)  
     Falcons, 32-14 (A)  
 1971-Falcons, 28-6 (A)  
     Falcons, 24-20 (NO)  
 1972-Falcons, 21-14 (NO)  
     Falcons, 36-20 (A)  
 1973-Falcons, 62-7 (NO)  
     Falcons, 14-10 (A)  
 1974-Saints, 14-13 (NO)  
     Saints, 13-3 (A)  
 1975-Falcons, 14-7 (A)  
     Saints, 23-7 (NO)  
 1976-Saints, 30-0 (NO)  
     Falcons, 23-20 (A)  
 1977-Saints, 21-20 (NO)  
     Falcons, 35-7 (A)  
 1978-Falcons, 20-17 (NO)  
     Falcons, 20-17 (A)  
 1979-Falcons, 40-34 (NO)  
     Saints, 37-6 (A)  
 1980-Falcons, 41-14 (NO)  
     Falcons, 31-13 (A)  
 1981-Falcons, 27-0 (A)  
     Falcons, 41-10 (NO)  
 1982-Falcons, 35-0 (A)  
     Saints, 35-6 (NO)

1983-Saints, 19-17 (A)  
     Saints, 27-10 (NO)  
 1984-Falcons, 36-28 (NO)  
     Saints, 17-13 (A)  
 1985-Falcons, 31-24 (A)  
     Falcons, 16-10 (NO)  
 1986-Falcons, 31-10 (NO)  
     Saints, 14-9 (A)  
 1987-Saints, 38-0 (A)  
 1988-Saints, 29-21 (A)  
     Saints, 10-9 (NO)  
 1989-Saints, 20-13 (NO)  
     Saints, 26-17 (A)  
 1990-Falcons, 28-27 (A)  
     Saints, 10-7 (NO)  
 1991-Saints, 27-6 (A)  
     Falcons, 23-20 (NO)  
     \*Falcons, 27-20 (NO)  
 1992-Saints, 10-7 (A)  
     Saints, 22-14 (NO)  
 1993-Saints, 34-31 (A)  
     Falcons, 26-15 (NO)  
 1994-Saints, 33-32 (NO)  
     Saints, 29-20 (A)  
 1995-Falcons, 27-24 (NO)  
     (Overtime)  
     Falcons, 19-14 (A)  
 1996-Falcons, 17-15 (A)  
     Falcons, 31-15 (NO)  
 1997-Falcons, 23-17 (NO)  
     Falcons, 20-3 (A)  
 1998-Falcons, 31-23 (A)  
     Falcons, 27-17 (NO)  
 1999-Falcons, 20-17 (NO)  
     Falcons, 35-12 (A)  
 (Points-Falcons 1328,  
 Saints 1074)  
 \*NFC Wild Card

### **ATLANTA vs. N.Y. GIANTS**

*Falcons lead series 7-6*  
 1966-Falcons, 27-16 (NY)  
 1968-Falcons, 24-21 (A)  
 1971-Giants, 21-17 (A)  
 1974-Falcons, 14-7  
     (New Haven)  
 1977-Falcons, 17-3 (A)  
 1978-Falcons, 23-20 (A)  
 1979-Giants, 24-3 (NY)  
 1981-Giants, 27-24 (A) OT  
 1982-Falcons, 16-14 (NY)  
 1983-Giants, 16-13 (A) OT  
 1984-Giants, 19-7 (A)  
 1988-Giants, 23-16 (A)  
 1998-Falcons, 34-20 (NY)  
 (Points-Giants 235,  
 Falcons 231)

### **ATLANTA vs. N.Y. JETS**

*Series tied, 4-4*  
 1973-Falcons, 28-20 (NY)  
 1980-Jets, 14-7 (A)  
 1983-Falcons, 27-21 (NY)  
 1986-Jets, 28-14 (A)  
 1989-Jets, 27-7 (NY)  
 1992-Falcons, 20-17 (A)  
 1995-Falcons, 13-3 (A)  
 1998-Jets, 28-3 (NY)  
 (Points-Jets 148,  
 Falcons 119)

### **\*ATLANTA vs. OAKLAND**

*Raiders lead series, 6-3*  
 1971-Falcons, 24-13 (A)  
 1975-Raiders, 37-34 (O)  
     (overtime)  
 1979-Raiders, 50-19 (O)  
 1982-Raiders, 38-14 (A)  
 1985-Raiders, 34-24 (A)  
 1988-Falcons, 12-6 (LA)  
 1991-Falcons, 21-17 (A)  
 1994-Raiders, 30-17 (LA)  
 1997-Raiders, 36-31 (A)  
 (Points-Raiders 261,  
 Falcons 196)  
 \*Franchise in LA from  
 1983-1994.

### **ATLANTA vs. PHILADELPHIA**

*Series tied, 9-9-1*  
*Falcons lead postseason, 1-0*  
 1966-Eagles, 23-10 (P)  
 1967-Eagles, 38-7 (A)  
 1969-Falcons, 27-3 (P)  
 1970-Tie, 13-13 (P)  
 1973-Falcons, 44-27 (P)  
 1976-Eagles, 14-13 (A)  
 \*1978-Falcons, 14-13 (A)  
 1979-Falcons, 14-10 (P)  
 1980-Falcons, 20-17 (P)  
 1981-Eagles, 16-13 (P)  
 1983-Eagles, 28-24 (A)  
 1984-Falcons, 26-10 (A)  
 1985-Eagles, 23-17 (P)  
 1986-Eagles, 16-0 (A)  
 1988-Falcons, 28-24 (P)  
 1990-Eagles, 24-23 (A)  
 1994-Falcons 28-21 (A)  
 1996-Eagles, 33-18 (A)  
 1997-Falcons, 20-17 (A)  
 1998-Falcons, 17-12 (A)  
 (Points-Eagles 369,  
 Falcons 361)  
 \* NFC Wild Card

## SERIES VS. OPPONENTS

### **ATLANTA vs.**

#### **PITTSBURGH**

*Steelers lead series, 11-1*

1966-Steelers, 57-33 (A)  
 1968-Steelers, 41-21 (A)  
 1970-Falcons, 27-16 (A)  
 1974-Steelers, 24-17 (P)  
 1978-Steelers, 31-7 (P)  
 1981-Steelers, 34-20 (A)  
 1984-Steelers, 35-10 (P)  
 1987-Steelers, 28-12 (A)  
 1990-Steelers, 21-9 (P)  
 1993-Steelers, 45-17 (A)  
 1996-Steelers, 20-17 (A)  
 1999-Steelers, 13-9 (P)  
 (Points-Steelers 365, Falcons 199)

### **ATLANTA vs.**

#### **SAN DIEGO**

*Falcons lead series, 5-1*

1973-Falcons, 41-0 (SD)  
 1979-Falcons, 28-26 (SD)  
 1988-Chargers, 10-7 (A)  
 1991-Falcons, 13-10 (SD)  
 1994-Falcons, 10-9 (A)  
 1997-Falcons, 14-3 (SD)  
 (Points-Falcons 113, Chargers 58)

### **ATLANTA vs.**

#### **SAN FRANCISCO**

*49ers lead series, 41-24-1*

*Falcons lead postseason, 1-0*

1966-49ers, 44-7 (A)  
 1967-49ers, 38-7 (SF)  
     49ers, 34-28 (A)  
 1968-49ers, 28-13 (SF)  
     49ers, 14-12 (A)  
 1969-Falcons, 24-12 (A)  
     Falcons, 21-7 (SF)  
 1970-Falcons, 21-20 (A)  
     49ers, 24-20 (SF)  
 1971-Falcons, 20-17 (A)  
     49ers, 24-3 (SF)  
 1972-49ers, 49-14 (A)  
     49ers, 20-0 (SF)  
 1973-49ers, 13-9 (A)  
     Falcons, 17-3 (SF)  
 1974-49ers, 16-10 (A)  
     49ers, 27-0 (SF)  
 1975-Falcons, 17-3 (SF)  
     Falcons, 31-9 (A)  
 1976-49ers, 15-0 (SF)  
     Falcons, 21-16 (A)  
 1977-Falcons, 7-0 (SF)  
     49ers, 10-3 (A)  
 1978-Falcons, 20-17 (SF)  
     Falcons, 21-10 (A)  
 1979-49ers, 20-15 (SF)  
     Falcons, 31-21 (A)  
 1980-Falcons, 20-17 (SF)

Falcons, 35-10 (A)  
 1981-Falcons, 34-17 (A)  
     49ers, 17-14 (SF)  
 1982-Falcons, 17-7 (SF)  
 1983-49ers, 24-20 (SF)  
     Falcons, 28-24 (A)  
 1984-49ers, 14-5 (SF)  
     49ers, 35-17 (A)  
 1985-49ers, 35-16 (SF)  
     49ers, 38-17 (A)  
 1986-Tie, 10-10 (A)  
     49ers, 20-0 (SF)  
 1987-49ers, 25-17 (A)  
     49ers, 35-7 (SF)  
 1988-Falcons, 34-17 (SF)  
     49ers, 13-3 (A)  
 1989-49ers, 45-3 (SF)  
     49ers, 23-10 (A)  
 1990-49ers, 19-13 (SF)  
     49ers, 45-35 (A)  
 1991-Falcons, 39-34 (SF)  
     Falcons, 17-14 (A)  
 1992-49ers, 56-17 (SF)  
     49ers, 41-3 (A)  
 1993-49ers, 37-30 (SF)  
     Falcons, 27-24 (A)  
 1994-49ers, 42-3 (A)  
     49ers, 50-14 (SF)  
 1995-49ers, 41-10 (SF)  
     Falcons, 28-27 (A)  
 1996-49ers, 39-17 (SF)  
     49ers, 34-10 (A)  
 1997-49ers, 34-7 (SF)  
     49ers, 35-28 (A)  
 1998-49ers, 31-20 (SF)  
     Falcons, 31-19 (A)  
     \*Falcons, 20-18 (A)  
 1999-49ers, 26-7 (SF)  
     Falcons, 34-29 (A)  
 (Points-49ers 1553, Falcons 1032)  
 \*NFC Divisional Playoffs

### **ATLANTA vs. SEATTLE**

*Seahawks lead series, 4-2*

1976-Seahawks, 30-13 (S)  
 1979-Seahawks, 31-28 (A)  
 1985-Seahawks, 30-26 (S)  
 1988-Seahawks, 31-20 (A)  
 1991-Falcons, 26-13 (A)  
 1997-Falcons, 24-17 (S)  
 (Points-Seahawks 152, Falcons 137)

### **\*ATLANTA vs.**

#### **ST. LOUIS**

*Rams lead series, 41-23-2*

1966-Rams, 19-14 (A)  
 1967-Rams, 31-3 (A)  
     Rams, 20-3 (LA)  
 1968-Rams, 27-14 (LA)  
     Rams, 17-10 (A)  
 1969-Rams, 17-7 (LA)  
     Rams, 38-6 (A)

1970-Tie, 10-10 (LA)  
     Rams, 17-7 (A)  
 1971-Tie, 20-20 (LA)  
     Rams, 24-16 (A)  
 1972-Falcons, 31-3 (A)  
     Rams, 20-7 (LA)  
 1973-Rams, 31-0 (LA)  
     Falcons, 15-13 (A)  
 1974-Rams, 21-0 (LA)  
     Rams, 30-7 (A)  
 1975-Rams, 22-7 (LA)  
     Rams, 16-7 (A)  
 1976-Rams, 30-14 (A)  
     Rams, 59-0 (LA)  
 1977-Falcons, 17-6 (A)  
     Rams, 23-7 (LA)  
 1978-Rams, 10-0 (LA)  
     Falcons, 15-7 (A)  
 1979-Rams, 20-14 (LA)  
     Rams, 34-13 (A)  
 1980-Falcons, 13-10 (A)  
     Rams, 20-17 (LA)  
     OT  
 1981-Rams, 37-35 (A)  
     Rams, 21-16 (LA)  
 1982-Falcons, 34-17 (A)  
 1983-Rams, 27-21 (LA)  
     Rams, 36-13 (A)  
 1984-Falcons, 30-28 (LA)  
     Rams, 24-10 (A)  
 1985-Rams, 17-6 (LA)  
     Falcons, 30-14 (A)  
 1986-Falcons, 26-14 (A)  
     Rams, 14-7 (LA)  
 1987-Falcons, 24-20 (A)  
     Rams, 33-0 (LA)  
 1988-Rams, 33-0 (A)  
     Rams, 22-7 (LA)  
 1989-Rams, 31-21 (A)  
     Rams, 26-14 (LA)  
 1990-Rams, 44-24 (LA)  
     Falcons, 20-13 (A)  
 1991-Falcons, 31-14 (A)  
     Falcons, 31-14 (LA)  
 1992-Falcons, 30-28 (A)  
     Rams, 38-27 (LA)  
 1993-Falcons, 30-24 (A)  
     Falcons, 13-0 (LA)  
 1994-Falcons, 31-13 (A)  
     Falcons, 8-5 (LA)  
 1995-Rams, 21-19 (STL)  
     Falcons, 31-6 (A)  
 1996-Rams, 59-16 (STL)  
     Rams, 34-27 (A)  
 1997-Falcons, 34-31 (A)  
     Falcons, 27-21 (STL)  
 1998-Falcons, 37-15 (A)  
     Falcons, 21-10 (STL)  
 1999-Rams, 35-7 (STL)  
     Rams, 41-13 (A)  
 (Points-Rams 1506, Falcons 1065)  
 \*Franchise in LA prior to 1995.

### **ATLANTA vs.**

#### **TAMPA BAY**

*Series tied, 8-8*

1977-Falcons, 17-0 (TB)  
 1978-Bucs, 14-9 (TB)  
 1979-Falcons, 17-14 (A)  
 1981-Bucs, 24-23 (TB)  
 1984-Bucs, 23-6 (TB)  
 1986-Falcons, 23-20 (TB)  
 1987-Bucs, 48-10 (TB)  
 1988-Falcons, 17-10 (A)  
 1990-Bucs, 23-17 (TB)  
 1991-Falcons, 43-7 (A)  
 1992-Falcons, 35-7 (TB)  
 1993-Bucs, 31-24 (A)  
 1994-Falcons, 34-13 (A)  
 1995-Falcons, 24-21 (TB)  
 1997-Bucs, 31-10 (A)  
 1999-Bucs, 19-10 (TB)  
 (Points-Falcons 319, Buccaneers 305)

### **ATLANTA vs.**

#### **TENNESSEE**

*Series tied, 5-5*

1972-Falcons, 20-10 (A)  
 1976-Oilers, 20-14 (H)  
 1978-Falcons, 20-14 (A)  
 1981-Falcons, 31-27 (H)  
 1984-Falcons, 42-10 (A)  
 1987-Oilers, 37-33 (H)  
 1990-Falcons, 47-27 (A)  
 1993-Oilers, 33-17 (H)  
 1996-Oilers, 23-13 (A)  
 1999-Titans, 30-17 (T)  
 (Points-Falcons 264, Oilers 221)  
 Franchise known as Oilers prior to 1998.

### **ATLANTA vs.**

#### **WASHINGTON**

*Redskins lead series, 13-4-1*

*Redskins lead postseason, 1-0*

1966-Redskins, 33-20 (W)  
 1967-Tie, 20-20 (A)  
 1969-Redskins, 27-20 (W)  
 1972-Redskins, 24-13 (W)  
 1975-Redskins, 30-27 (A)  
 1977-Redskins, 10-6 (W)  
 1978-Falcons, 20-17 (A)  
 1979-Redskins, 16-7 (A)  
 1980-Falcons, 10-6 (A)  
 1983-Redskins, 37-21 (W)  
 1984-Redskins, 27-14 (W)  
 1985-Redskins, 44-10 (A)  
 1987-Falcons, 21-20 (A)  
 1989-Redskins, 31-30 (A)  
 1991-Redskins, 56-17 (W)  
 \*1991-Redskins, 24-7 (W)  
 1992-Redskins, 24-17 (W)  
 1993-Redskins, 30-17 (W)  
 1994-Falcons, 27-20 (W)  
 (Points-Redskins 472, Falcons 317)  
 \*NFC Divisional Playoffs

# Composite Record (1966-1999)

## CURRENT NFC TEAMS

<u>OPPONENT</u>	<u>REG. SEASON</u>	<u>PLAYOFFS</u>	<u>TOTAL</u>
Arizona	7-13	-	7-13
Carolina	5-5	-	5-5
Chicago	10-9	-	10-9
Dallas	6-12	0-2	6-14
Detroit	7-20	-	7-20
Green Bay	9-10	0-1	9-11
Minnesota	6-13	1-1	7-14
New Orleans	37-24	1-0	38-24
N.Y. Giants	7-6	-	7-6
Philadelphia	9-9-1	1-0	10-9-1
San Francisco	24-41-1	1-0	25-41-1
St. Louis	23-41-2	-	23-41-2
Tampa Bay	8-8	-	8-8
Washington	4-13-1	0-1	4-14-1
<b>Totals</b>	<b>162-224-5</b>	<b>4-5</b>	<b>166-229-5</b>

## CURRENT AFC TEAMS

<u>OPPONENT</u>	<u>REG. SEASON</u>	<u>PLAYOFFS</u>	<u>TOTAL</u>
Baltimore	0-1	-	0-1
Buffalo	3-4	-	3-4
Cincinnati	2-7	-	2-7
Cleveland	2-8	-	2-8
Denver	3-6	0-1	3-7
Indianapolis	1-10	-	1-10
Jacksonville	0-2	-	0-2
Kansas City	0-4	-	0-4
Miami	2-6	-	2-6
New England	6-3	-	6-3
N.Y. Jets	4-4	-	4-4
Oakland	3-6	-	3-6
Pittsburgh	1-11	-	1-11
San Diego	5-1	-	5-1
Seattle	2-4	-	2-4
Tennessee	5-5	-	5-5
<b>Totals</b>	<b>39-82-0</b>	<b>0-1</b>	<b>39-83-0</b>



# Falcons Records Against Home Opponents

(Regular Season Games)

Atlanta vs. Arizona  
Georgia Dome – 3-1  
Fulton County – 3-5

Atlanta vs. Baltimore  
Georgia Dome – 0-1

Atlanta vs. Buffalo  
Georgia Dome – 0-0  
Fulton County – 2-1

Atlanta vs. Carolina  
Georgia Dome – 4-1

Atlanta vs. Chicago  
Georgia Dome – 1-2  
Fulton County – 4-4

Atlanta vs. Cincinnati  
Georgia Dome – 0-0  
Fulton County – 1-3

Atlanta vs. Cleveland  
Georgia Dome – 1-0  
Fulton County – 0-4

Atlanta vs. Dallas  
Georgia Dome – 1-2  
Fulton County – 3-3

Atlanta vs. Denver  
Georgia Dome – 0-1  
Fulton County – 2-2

Atlanta vs. Detroit  
Georgia Dome – 1-0  
Fulton County – 3-8

Atlanta vs. Green Bay  
Georgia Dome – 1-0  
Fulton County – 6-3

Atlanta vs. Jacksonville  
Georgia Dome – 0-1  
Fulton County – 0-0

Atlanta vs. Indianapolis  
Georgia Dome – 1-0  
Fulton County – 0-6

Atlanta vs. Kansas City  
Georgia Dome – 0-1  
Fulton County – 0-1

Atlanta vs. Miami  
Georgia Dome – 1-0  
Fulton County – 0-2

Atlanta vs. Minnesota  
Georgia Dome – 0-2  
Fulton County – 5-3

Atlanta vs. New England  
Georgia Dome – 2-0  
Fulton County – 2-1

Atlanta vs. New Orleans  
Georgia Dome – 5-3  
Fulton County – 14-9

Atlanta vs. New York Giants  
Georgia Dome – 0-0  
Fulton County – 3-5

Atlanta vs. New York Jets  
Georgia Dome – 2-0  
Fulton County – 0-2

Atlanta vs. Oakland  
Georgia Dome – 0-1  
Fulton County – 2-2

Atlanta vs. Philadelphia  
Georgia Dome – 3-1  
Fulton County – 2-5

Atlanta vs. Pittsburgh  
Georgia Dome – 0-2  
Fulton County – 1-4

Atlanta vs. San Diego  
Georgia Dome – 1-0  
Fulton County – 0-1

Atlanta vs. San Francisco  
Georgia Dome – 4-4  
Fulton County – 11-13-1

Atlanta vs. Seattle  
Georgia Dome – 0-0  
Fulton County – 1-2

Atlanta vs. St. Louis  
Georgia Dome – 6-2  
Fulton County – 10-15

Atlanta vs. Tampa  
Georgia Dome – 1-2  
Fulton County – 3-0

Atlanta vs. Tennessee  
Georgia Dome – 0-1  
Fulton County – 4-0

Atlanta vs. Washington  
Georgia Dome – 0-0  
Fulton County – 3-4-1

## Where The Falcons Finished (1966-1999)

<u>YEAR</u>	<u>RECORD</u>	<u>FINISH</u>
1966	3-11	7 <sup>th</sup> in Eastern Conference
1967	1-12-1	4 <sup>th</sup> in Coastal Division
1968	2-12	4 <sup>th</sup> in Coastal Division
1969	6-8	3 <sup>rd</sup> in Coastal Division
1970	4-8-2	3 <sup>rd</sup> in NFC West
1971	7-6-1	3 <sup>rd</sup> in NFC West
1972	7-7	2 <sup>nd</sup> in NFC West
1973	9-5	2 <sup>nd</sup> in NFC West
1974	3-11	4 <sup>th</sup> in NFC West
1975	4-10	3 <sup>rd</sup> in NFC West
1976	4-10	4 <sup>th</sup> in NFC West
1977	7-7	2 <sup>nd</sup> in NFC West
1978	9-7	2 <sup>nd</sup> in NFC West*
1979	6-10	3 <sup>rd</sup> in NFC West
1980	12-4	1 <sup>st</sup> in NFC West#
1981	7-9	2 <sup>nd</sup> in NFC West
1982	5-4	5 <sup>th</sup> in NFC
1983	7-9	4 <sup>th</sup> in NFC West
1984	4-12	4 <sup>th</sup> in NFC West
1985	4-12	4 <sup>th</sup> in NFC West
1986	7-8-1	3 <sup>rd</sup> in NFC West
1987	3-12	4 <sup>th</sup> in NFC West
1988	5-11	4 <sup>th</sup> in NFC West
1989	3-13	4 <sup>th</sup> in NFC West
1990	5-11	4 <sup>th</sup> in NFC West
1991	10-6	2 <sup>nd</sup> in NFC West*
1992	6-10	3 <sup>rd</sup> in NFC West
1993	6-10	3 <sup>rd</sup> in NFC West
1994	7-9	3 <sup>rd</sup> in NFC West
1995	9-7	2 <sup>nd</sup> in NFC West*
1996	3-13	4 <sup>th</sup> in NFC West
1997	7-9	3 <sup>rd</sup> in NFC West
1998	14-2	1 <sup>st</sup> in NFC West#
1999	5-11	3 <sup>rd</sup> in NFC West

\*Earned Wild Card playoff berth

#Division champions



## NFC West Standings 1970-1999

### 1970

*San Francisco	10-3-1
Los Angeles	8-5-1
Atlanta	4-8-2
New Orleans	2-11-1

### 1971

*San Francisco	9-5
Los Angeles	8-5-1
Atlanta	7-6-1
New Orleans	4-8-2

### 1972

*San Francisco	9-5
Atlanta	7-7
Los Angeles	6-7-1
New Orleans	2-11-1

### 1973

*Los Angeles	12-2
Atlanta	9-5
New Orleans	5-9
San Francisco	5-9

### 1974

*Los Angeles	10-4
San Francisco	6-8
New Orleans	5-9
Atlanta	3-11

### 1975

*Los Angeles	12-2
San Francisco	5-9
Atlanta	4-10
New Orleans	2-12

### 1976

*Los Angeles	10-3-1
San Francisco	8-6
New Orleans	4-10
Atlanta	4-10
Seattle	2-12

### 1977

*Los Angeles	10-4
Atlanta	7-7
San Francisco	5-9
New Orleans	3-11

### 1978

*Los Angeles	12-4
*Atlanta	9-7
New Orleans	7-9
San Francisco	2-14

### 1979

*Los Angeles	9-7
New Orleans	8-8
Atlanta	6-10
San Francisco	2-14

### 1980

*Atlanta	12-4
*Los Angeles	11-5
San Francisco	6-10
New Orleans	1-15

### 1981

*San Francisco	13-3
Atlanta	7-9
Los Angeles	6-10
New Orleans	4-12

### 1982

*Atlanta	5-4
New Orleans	4-5
San Francisco	3-6
Los Angeles	2-7
(not official due to strike)	

### 1983

*San Francisco	10-6
*Los Angeles	9-7
New Orleans	8-8
Atlanta	7-9

### 1984

*San Francisco	15-1
*Los Angeles	10-6
New Orleans	7-9
Atlanta	4-12

### 1985

*Los Angeles	11-5
*San Francisco	10-6
New Orleans	5-11
Atlanta	4-12

### 1986

*San Francisco	10-5-1
*Los Angeles	10-6
Atlanta	7-8-1
New Orleans	7-9

### 1987

*San Francisco	13-2
*New Orleans	12-3
Los Angeles	6-9
Atlanta	3-12

### 1988

*San Francisco	10-6
*Los Angeles	10-6
New Orleans	10-6
Atlanta	5-11

### 1989

*San Francisco	14-2
*Los Angeles	11-5
New Orleans	9-7
Atlanta	3-13

## NFC WEST STANDINGS 1970-1999

### 1990

*San Francisco	14-2
*New Orleans	8-8
Los Angeles	5-11
Atlanta	5-11

### 1991

*New Orleans	11-5
*Atlanta	10-6
San Francisco	10-6
Los Angeles	3-13

### 1992

*San Francisco	14-2
*New Orleans	12-4
Atlanta	6-10
Los Angeles	6-10

### 1993

*San Francisco	10-6
New Orleans	8-8
Atlanta	6-10
Los Angeles	5-11

### 1994

*San Francisco	13-3
New Orleans	7-9
Atlanta	7-9
Los Angeles	4-12

### 1995

*San Francisco	11-5
*Atlanta	9-7
St. Louis	7-9
Carolina	7-9
New Orleans	7-9

### 1996

*Carolina	12-4
*San Francisco	12-4
St. Louis	6-10
Atlanta	3-13
New Orleans	3-13

### 1997

*San Francisco	13-3
Atlanta	7-9
Carolina	7-9
New Orleans	6-10
St. Louis	5-11

### 1998

*Atlanta	14-2
*San Francisco	12-4
New Orleans	6-10
Carolina	4-12
St. Louis	4-12

### 1999

*St. Louis	13-3
Carolina	8-8
Atlanta	5-11
San Francisco	4-12
New Orleans	3-13

\*qualified for playoffs



## OFFENSIVE STATISTICS 1966-98

### The 1966 Atlanta Falcons

Statistic	Atl.	Opp.	Receiving	No.	Yds	Avg	Long	TD			
Total First Downs	211	295	Hawkins	44	661	15.0	42	2			
Rushing	85	126	Martin	29	330	11.4	35	0			
Passing	104	151	Burke	28	348	12.4	45	1			
Penalty	22	18	Coffey	15	182	12.1	46	1			
3rd Down: Made/Att	0/0	0/0	Wheelwright	15	137	9.1	35	3			
3rd Down Pct.	0.0	0.0	Barnes	12	173	14.4	53t	1			
4th Down: Made/Att	0/0	0/0	Anderson	10	195	19.5	62t	3			
4th Down Pct.	0.0	0.0	Dunn	5	45	9.0	16	0			
Possession Avg.	25:43	34:17	Coia	4	93	23.3	39	0			
Total Net Yards	3536	5272	Ridlehuber	4	84	21.0	53t	2			
Avg. Per Game	252.6	376.6	Sherlag	4	53	13.3	30t	1			
Total Plays	824	902	Scales	3	16	5.3	15	0			
Avg. Per Play	4.3	5.8	Rector LG	2	9	4.5	6	0			
Net Yards Rushing	1519	2172	Hutchinson	1	28	28.0	28	0			
Avg. Per Game	108.5	155.1	Sidle	1	16	16.0	16	0			
Total Rushes	405	472	Marchlewski	0	1	—	1	0			
Net Yards Passing	2017	3100	Team	175	2362	13.5	62t	14			
Avg. Per Game	144.1	221.4	Opponents	227	3376	14.9	86t	26			
Sacked/Yards Lost	38/345	34/276	Interceptions	No.	Yds	Avg	Long	TD			
Gross Yards	2362	3376	Richardson	5	68	13.6	20	0			
Att./Completions	381/175	396/227	Riggle	3	71	23.7	62t	1			
Completion Pct.	45.9	57.3	Calland	3	6	2.0	6	0			
Had Intercepted	27	19	Rushing	3	5	1.7	5	0			
Punts/Average	73/40.7	38/38.6	Smith	2	6	3.0	4	0			
Net Punting Avg.	73/37.1	38/35.4	Iobko	2	5	2.5	3	0			
Penalties/Yards	79/753	66/588	Reaves	1	16	16.0	16	0			
Fumbles/Ball Lost	30/17	24/13	Team	19	177	9.3	62t	1			
Touchdowns	26	52	Opponents	27	385	14.3	68t	3			
Rushing	11	20	Punting	No.	Yds	Avg	Net	TB	In	Lg	B
Passing	14	26	Lothridge	73	2968	40.7	37.1	3	0	60	0
Returns	1	6	Team	73	2968	40.7	37.1	3	0	60	0
			Opponents	38	1466	38.6	35.4	1	0	56	0

Score By Periods	Q1	Q2	Q3	Q4	OT	PTS
Team	28	90	51	35	0	204
Opponents	74	144	99	120	0	437

Scoring	TD	Rush	Pass	Ret	K-PAT	FG	S	PTS
Kirouac	0	0	0	0	19/24	9/18	0	46
Wheelwright	6	3	3	0	0	0	0	36
Coffey	5	4	1	0	0	0	0	30
Ra. Johnson	4	4	0	0	0	0	0	24
Anderson	3	0	3	0	0	0	0	18
Hawkins	2	0	2	0	0	0	0	12
Ridlehuber	2	0	2	0	0	0	0	12
Barnes	1	0	1	0	0	0	0	6
Burke	1	0	1	0	0	0	0	6
Riggle	1	0	0	1	0	0	0	6
Sherlag	1	0	1	0	0	0	0	6
Traynham	0	0	0	0	2/2	0/1	0	2
Team	26	11	14	1	21/26	9/19	0	204
Opponents	52	20	26	6	47/50	25/41	1	437

2-Pt. Conversions: Team 0-0, Opponents 0-0

Sacks: Team 34.0, Opponents 38.0

Rushing	No.	Yds	Avg	Long	TD
Coffey	199	722	3.6	37	4
Wheelwright	121	458	3.8	65	3
Ra. Johnson	35	142	4.1	21	4
Dunn	22	52	2.4	10	0
Rector LG	9	40	4.4	20	0
Rector TM	4	32	8.0	20	0
Scales	10	38	3.8	10	0
Ridlehuber	4	23	5.8	12	0
Lothridge	1	22	22.0	22	0
Claridge	5	15	3.0	12	0
Sidle	1	12	12.0	12	0
Ru. Johnson	3	3	1.0	3	0
Team	405	1519	3.8	65	11
Opponents	472	2172	4.6	70t	20

Punt Returns	Ret	FC	Yds	Avg	Long	TD
Smith	11	1	80	7.3	23	0
Rassas	4	1	10	2.5	6	0
Sherlag	2	1	8	4.0	8	0
Reaves	1	1	2	2.0	2	0
Team	18	4	100	5.6	23	0
Opponents	35	23	197	5.6	77t	1

Kickoff Returns	No.	Yds	Avg	Long	TD
Smith	43	1013	23.6	80	0
Rassas	8	203	25.4	32	0
Sidle	6	117	19.5	24	0
Morris	5	50	10.0	20	0
Scales	5	101	20.2	32	0
Reaves	4	85	21.3	28	0
Rector LG	3	65	21.7	24	0
Dunn	2	36	18.0	22	0
Rushing	2	52	26.0	35	0
Coffey	1	18	18.0	18	0
Glass	1	11	11.0	11	0
Hawkins	1	30	30.0	30	0
Heck	1	0	0.0	0	0
Martin	1	0	0.0	0	0
Sherlag	1	0	0.0	0	0
Wolski	1	21	21.0	21	0
Team	82	1737	21.2	80	0
Opponents	44	962	21.9	58	0

Field Goals	1-19	20-29	30-39	40-49	50+
Kirouac	1/3	4/8	0/0	4/7	0/0
Traynham	0/0	0/0	0/1	0/0	0/0
Team	1/3	4/8	0/1	4/7	0/0
Opponents	10/10	8/9	2/7	5/13	0/2

Kirouac: (0)12N,22G)(42N,40G)(47G,28G)(46N)  
 (41G)(23G,27N,25N)(0)40N,19N)(0)28N,20N)(26G,  
 47G,14G)(0)  
 Traynham: (39B)(0)(0)(0)(0)(0)(0)(0)(0)(0)  
 Opponents: (35N,15G,15G,23G,22G,46N)(13G,41G,  
 12G)(46N)(22G)(10G,45G)(37G,43N)(38N)(28N)  
 (34N,47G,45G,55N,36G,13G)(24G)(17G,13G,13G)  
 (42N,40G,26G,42N)(27G,43N,37N,43N,39N,51N,48N)  
 (22G,19G,21G)

Passing	Att	Cmp	Yds	Cmp%	Yds/Att	TD	TD%	Int	Int%	Long	Sack/Lost	Rating
Ra. Johnson	295	129	1795	43.7	6.08	12	4.1	21	7.1	53t	26/236	47.8
Claridge	70	40	471	57.1	6.73	2	2.9	2	2.9	62t	9/77	75.4
Sloan	13	6	96	46.2	7.38	0	0.0	2	15.4	32	3/32	31.7
Dunn	2	0	0	0.0	0.00	0	0.0	2	100.0	0	0/0	0.0
Lothridge	1	0	0	0.0	0.00	0	0.0	0	0.0	0	0/0	39.6
Team	381	175	2362	45.9	6.20	14	3.7	27	7.1	62t	38/345	48.9
Opponents	396	227	3376	57.3	8.53	26	6.6	19	4.8	86t	34/276	87.3

## OFFENSIVE STATISTICS 1966-98

### The 1967 Atlanta Falcons

Statistic	Atl.	Opp.
Total First Downs	180	294
Rushing	68	124
Passing	95	152
Penalty	17	18
3rd Down: Made/Att	0/0	0/0
3rd Down Pct.	0.0	0.0
4th Down: Made/Att	0/0	0/0
4th Down Pct.	0.0	0.0
Possession Avg.	38:34	21:26
Total Net Yards	3013	5531
Avg. Per Game	215.2	395.1
Total Plays	763	946
Avg. Per Play	3.9	5.8
Net Yards Rushing	1303	2139
Avg. Per Game	93.1	152.8
Total Rushes	344	504
Net Yards Passing	1710	3392
Avg. Per Game	122.1	242.3
Sacked/Yards Lost	49/434	21/196
Gross Yards	2144	3588
Att./Completions	370/179	421/238
Completion Pct.	48.4	56.5
Had Intercepted	25	17
Punts/Average	87/43.7	49/39.9
Net Punting Avg.	87/37.4	49/36.8
Penalties/Yards	88/866	87/853
Fumbles/Ball Lost	20/14	26/10
Touchdowns	22	53
Rushing	6	18
Passing	13	31
Returns	3	4

Score By Periods	Q1	Q2	Q3	Q4	OT	PTS
Team	24	62	38	51	0	175
Opponents	120	123	64	115	0	422

Scoring	TD	Rush	Pass	Ret	K-PAT	FG	S	PTS
Traynham	0	0	0	0	22/22	7/18	0	43
Coffey	5	4	1	0	0	0	0	30
McDonald	4	0	4	0	0	0	0	24
Martin	3	0	3	0	0	0	0	18
Simmons LG	2	0	2	0	0	0	0	12
Simmons TM	2	0	2	0	0	0	0	12
Anderson	1	0	1	0	0	0	0	6
Barnes	1	0	1	0	0	0	0	6
Calland	1	0	0	1	0	0	0	6
Johnson	1	1	0	0	0	0	0	6
Nobis	1	0	0	1	0	0	0	6
Ogden LG	1	0	1	0	0	0	0	6
Ogden TM	1	0	1	0	0	0	0	6
Smith	1	0	0	1	0	0	0	6
Wheelwright TM	1	1	0	0	0	0	0	6
Absher LG	0	0	0	0	4/4	0/1	0	4
Team	22	6	13	3	22/22	7/18	0	175
Opponents	53	18	31	4	52/53	16/39	2	422

2-Pt. Conversions: Team 0-0, Opponents 0-0  
 Sacks: Team 21.0, Opponents 49.0

Rushing	No.	Yds	Avg	Long	TD
Coffey	180	722	4.0	201	4
Johnson	24	144	6.0	171	1
Rector	24	127	5.3	16	0
Moore	53	104	2.0	18	0
Dunn	27	63	2.3	11	0
Wheelwright TM	21	43	2.0	6	1
Smith	8	42	5.3	12	0
Nofsinger	3	33	11.0	31	0
Lothridge	1	16	16.0	16	0
Mankins	2	7	3.5	7	0
Sloan	1	2	2.0	2	0
Team	344	1303	3.8	31	6
Opponents	504	2139	4.2	52	18

Passing	Att	Cmp	Yds	Cmp%	Yds/Att	TD	TD%	Int	Int%	Long	Sack/Lost	Rating
Johnson	288	142	1620	49.3	5.63	10	3.5	21	7.3	821	34/311	47.8
Nofsinger	60	30	352	50.0	5.87	1	1.7	2	3.3	38	5/45	59.9
Sloan	18	4	38	22.2	2.11	0	0.0	2	11.1	15	10/78	0.0
Dunn	2	1	32	50.0	16.00	1	50.0	0	0.0	321	0/0	135.4
Moore	2	2	102	100.0	51.00	1	50.0	0	0.0	751	0/0	158.3
Team	370	179	2144	48.4	5.79	13	3.5	25	6.8	821	49/434	50.1
Opponents	421	231	3588	56.5	8.52	31	7.4	17	4.0	881	21/196	92.4

Receiving	No.	Yds	Avg	Long	TD
McDonald	33	436	13.2	751	4
Coffey	30	196	6.5	22	1
Simmons LG	23	312	13.6	30	2
Simmons TM	21	287	13.7	30	2
Ogden LG	20	327	16.4	821	1
Ogden TM	19	308	16.2	821	1
Martin	15	182	12.1	36	3
Dunn	13	111	8.5	21	0
Smith	11	227	20.6	60	0
Barnes	10	154	15.4	44	1
Moore	10	74	7.4	21	0
Anderson	8	99	12.4	211	1
Wheelwright TM	4	46	11.5	30	0
Rector	4	13	3.3	9	0
Mankins	1	11	11.0	11	0
Team	179	2144	12.0	821	13
Opponents	238	3588	15.1	881	31

Interceptions	No.	Yds	Avg	Long	TD
Reaves	7	153	21.9	42	0
Calland	3	106	35.3	771	1
Nobis	3	57	19.0	411	1
Hudlow	2	25	12.5	21	0
Rushing	1	2	2.0	2	0
Norton	1	0	0.0	0	0
Team	17	343	20.2	771	2
Opponents	25	326	13.0	451	4

Punting	No.	Yds	Avg	Net	TB	In	Lg	B
Lothridge	87	3801	43.7	37.4	7	0	62	0
Team	87	3801	43.7	37.4	7	0	62	0
Opponents	49	1957	39.9	36.8	3	0	57	0

Punt Returns	Ret	FC	Yds	Avg	Long	TD
Smith	20	2	92	4.6	26	0
Simmons LG	3	1	0	0.0	0	0
Simmons TM	3	1	0	0.0	0	0
Fitzgerald LG	2	1	4	2.0	4	0
Fitzgerald TM	1	1	0	0.0	0	0
Hudlow	1	2	2	2.0	2	0
Rassas	0	1	0	—	—	0
Reaves	0	1	0	—	—	0
Team	25	8	94	3.8	26	0
Opponents	54	17	408	7.6	39	0

Kickoff Returns	No.	Yds	Avg	Long	TD
Smith	39	976	25.0	991	1
Fitzgerald LG	12	240	20.0	30	0
Fitzgerald TM	6	121	20.2	30	0
Dunn	7	128	18.3	39	0
Linden	3	37	12.3	18	0
Ogden LG	3	41	13.7	26	0
Ogden TM	3	41	13.7	26	0
Hudlow	2	56	28.0	35	0
Rassas	2	51	25.5	27	0
Simmons LG	2	38	19.0	22	0
Simmons TM	2	38	19.0	22	0
Mankins	1	12	12.0	12	0
Martin	1	0	0.0	0	0
Sandeman LG	1	0	0.0	0	0
Sandeman TM	1	0	0.0	0	0
Talbert	1	2	2.0	2	0
Wood	1	9	9.0	9	0
Team	69	1471	21.3	991	1
Opponents	38	889	23.4	58	0

Field Goals	1-19	20-29	30-39	40-49	50+
Traynham	0/0	1/2	3/5	3/9	0/2
Absher LG	0/0	0/0	0/0	0/1	0/0
Team	0/0	1/2	3/5	3/9	0/2
Opponents	2/4	6/11	3/6	5/15	0/3

Traynham: (47N,48G)() (47N,52N)(36N)(31G,31G)  
 (34G)() (27N)() (36N,40G)(47N,26G)(45G,46N)(44N,42B)(50N)  
 Absher: 0000000000000000  
 Team: (47N,48G)() (47N,52N)(36N)(31G,31G)(34G)  
 () (27N)() (36N,40G)(47N,26G)(45G,46N)(44N,42B) (50N)  
 Opponents: (42B,16G)(27G)(25N,45B,46N,46N)  
 (46N,45N,34G)(37N,44N)(40N,45N,22G)(53N,44N,  
 19N,21G,40G)() (33N)(50N,24B,21N,27G)(34G,27N,  
 32G)(22G,42G,50N)(28N,10N,25G,49G)(39N,48G,  
 47G,19G)

## OFFENSIVE STATISTICS 1966-98

### The 1968 Atlanta Falcons

Statistic	Atl.	Opp.
Total First Downs	171	302
Rushing	71	129
Passing	94	157
Penalty	9	16
3rd Down: Made/Att	0/0	0/0
3rd Down Pct.	0.0	0.0
4th Down: Made/Att	0/0	0/0
4th Down Pct.	0.0	0.0
Possession Avg.	21:26	38:34
Total Net Yards	3164	5320
Avg. Per Game	226.0	380.0
Total Plays	762	936
Avg. Per Play	4.2	5.7
Net Yards Rushing	1305	2235
Avg. Per Game	93.2	159.6
Total Rushes	366	518
Net Yards Passing	1859	3085
Avg. Per Game	132.8	220.4
Sacked/Yards Lost	70/527	29/221
Gross Yards	2386	3306
Att./Completions	326/158	389/248
Completion Pct.	48.5	63.8
Had Intercepted	24	14
Punts/Average	75/44.3	45/41.5
Net Punting Avg.	75/38.9	45/38.7
Penalties/Yards	63/659	63/620
Fumbles/Ball Lost	26/15	30/16
Touchdowns	20	49
Rushing	9	17
Passing	9	30
Returns	2	2

Score By Periods	Q1	Q2	Q3	Q4	OT	PTS
Team	42	54	36	38	0	170
Opponents	90	134	73	92	0	389

Scoring	TD	Rush	Pass	Ret	K-PAT	FG	S	PTS
Etter	0	0	0	0	17/19	11/21	0	50
Long	4	0	4	0	0	0	0	24
Dunn	3	3	0	0	0	0	0	18
Berry	2	2	0	0	0	0	0	12
Butler	2	2	0	0	0	0	0	12
Ogden	2	0	2	0	0	0	0	12
Burson	1	0	0	1	0	0	0	6
Donohoe	1	0	1	0	0	0	0	6
Harris	1	0	1	0	0	0	0	6
Johnson	1	1	0	0	0	0	0	6
McCarthy	1	1	0	0	0	0	0	6
Reaves	1	0	0	1	0	0	0	6
Wages	1	0	1	0	0	0	0	6
Team	20	9	9	2	17/19	11/21	0	170
Opponents	49	17	30	2	47/49	16/30	0	389

2-Pt. Conversions: Team 0-0, Opponents 0-0

Sacks: Team 29.0, Opponents 70.0

Rushing	No.	Yds	Avg	Long	TD
Butler	91	365	3.9	60	2
Dunn	72	219	3.0	15	3
Wages	59	211	3.6	31	0
Harris	53	144	2.7	11	0
Berry	26	139	5.3	45	2
Johnson	11	97	8.8	26	1
McCarthy	31	86	2.8	18	1
Bryant	9	29	3.2	7	0
Auer	3	19	6.3	16	0
Ogden	1	12	12.0	12	0
Lee LG	6	7	1.2	6	0
Lee TM	4	6	1.5	6	0
Lemmerman	1	0	0.0	0	0
Simmons	1	-6	-6.0	-6	0
Lothridge	1	-16	-16.0	-16	0
Team	366	1305	3.6	60	9
Opponents	518	2235	4.3	69	17

Passing	Att	Cmp	Yds	Cmp%	Yds/Att	TD	TD%	Int	Int%	Long	Sack/Lost	Rating
Johnson	156	73	892	46.8	5.72	2	1.3	10	6.4	71	20/153	42.5
Berry	153	81	1433	52.9	9.37	7	4.6	13	8.5	66	49/364	65.1
Lemmerman	15	3	40	20.0	2.67	0	0.0	1	6.7	18	0/0	11.8
Wages	2	1	21	50.0	10.50	0	0.0	0	0.0	21	0/0	87.5
Lothridge	0	0	0	—	—	0	—	0	—	—	1/10	—
Team	326	158	2386	48.5	7.32	9	2.8	24	7.4	71	70/527	51.5
Opponents	389	248	3306	63.8	8.50	30	7.7	14	3.6	84	29/221	101.3

Receiving	No.	Yds	Avg	Long	TD
Simmons	28	479	17.1	61	0
Ogden	25	452	18.1	60	2
Long	22	484	22.0	71	4
Fladey	20	305	15.3	66	0
Wages	16	121	7.6	55	1
Butler	15	127	8.5	31	0
McCarthy	13	119	9.2	21	0
Dunn	9	118	13.1	43	0
Donohoe	6	52	8.7	14	1
Harris	3	118	39.3	55	1
Bryant	1	11	11.0	11	0
Team	158	2386	15.1	71	9
Opponents	248	3306	13.3	84	30

Interceptions	No.	Yds	Avg	Long	TD
Burson	4	100	25.0	73	1
Lothridge	3	76	25.3	44	0
Calland	2	34	17.0	21	0
Reaves	1	90	90.0	90	1
Rassas	1	18	18.0	18	0
Heck	1	9	9.0	9	0
Dabney	1	3	3.0	3	0
Nobis	1	0	0.0	0	0
Team	14	330	23.6	90	2
Opponents	24	326	13.6	49	2

Punting	No.	Yds	Avg	Net	TB	In	Lg	B
Lothridge	75	3324	44.3	38.9	6	0	70	0
Team	75	3324	44.3	38.9	6	0	70	0
Opponents	45	1866	41.5	38.7	3	0	59	0

Punt Returns	Ret	FC	Yds	Avg	Long	TD
Burson	11	16	56	5.1	17	0
Rassas	4	0	10	2.5	5	0
Spiller	1	0	0	0.0	0	0
Team	16	16	66	4.1	17	0
Opponents	46	13	286	6.2	32	0

Kickoff Returns	No.	Yds	Avg	Long	TD
Butler	37	799	21.6	42	0
Rassas	10	180	18.0	24	0
Bryant	5	112	22.4	29	0
Lee LG	3	63	21.0	22	0
Lee TM	1	20	20.0	20	0
Szcecko	3	18	6.0	18	0
Talbert	3	30	10.0	13	0
Auer	2	31	15.5	20	0
Allen	1	0	0.0	0	0
Cerne	1	0	0.0	0	0
Donohoe	1	22	22.0	22	0
Grimm	1	4	4.0	4	0
Harris	1	16	16.0	16	0
Spiller	1	18	18.0	18	0
Wages	1	23	23.0	23	0
Team	68	1273	18.7	42	0
Opponents	42	799	19.0	60	0

Field Goals	1-19	20-29	30-39	40-49	50+
Etter	2/2	4/5	4/7	1/5	0/2
Team	2/2	4/5	4/7	1/5	0/2
Opponents	4/4	4/5	6/10	2/10	0/1

Etter: (48N,32N)(50N,14G,24G)(23G,27G)(1)(28N,17G)(48N)(47N)(35G)(51N,20G)(30N,37G,42G)(1)(46N)(37N,33G,39G)  
 Opponents: (43G,35G)(1)(20N,45N,34N,41N,21G)(1)(35G,24G)(25G,42G,34G)(44N)(46N,38B,12G)(47N,34G,14G)(30N,12G)(48N,16G,35G,22G)(52N,31N,44N,36G)(40N)

## OFFENSIVE STATISTICS 1966-98

### The 1969 Atlanta Falcons

Statistic	Atl.	Opp.
Total First Downs	209	254
Rushing	97	120
Passing	89	120
Penalty	23	14
3rd Down: Made/Att	0/0	0/0
3rd Down Pct.	0.0	0.0
4th Down: Made/Att	0/0	0/0
4th Down Pct.	0.0	0.0
Possession Avg.	25:43	34:17
Total Net Yards	3811	4317
Avg. Per Game	272.2	308.4
Total Plays	800	888
Avg. Per Play	4.8	4.9
Net Yards Rushing	2058	2032
Avg. Per Game	147.0	145.1
Total Rushes	455	475
Net Yards Passing	1753	2285
Avg. Per Game	125.2	163.2
Sacked/Yards Lost	63/477	30/251
Gross Yards	2230	2536
Att./Completions	282/1149	383/225
Completion Pct.	52.8	58.7
Had Intercepted	12	19
Punts/Average	69/41.2	56/38.8
Net Punting Avg.	69/37.3	56/35.5
Penalties/Yards	63/601	73/762
Fumbles/Ball Lost	37/19	37/27
Touchdowns	33	32
Rushing	9	14
Passing	20	13
Returns	4	5

Score By Periods	Q1	Q2	Q3	Q4	OT	PTS
Team	64	78	69	65	0	276
Opponents	65	96	38	69	0	268

Scoring	TD	Rush	Pass	Ret	K-PAT	FG	S	PTS
Etter	0	0	0	0	33/33	15/30	0	78
Flatley	6	0	6	0			0	36
Butler	5	3	2	0			0	30
Cogdill	5	0	5	0			0	30
Mitchell	4	0	4	0			0	24
Coffey TM	3	1	2	0			0	18
Wages	3	2	1	0			0	18
Acks	1	0	0	1			0	6
Gipson	1	1	0	0			0	6
Humphrey	1	0	0	1			0	6
Johnson	1	1	0	0			0	6
Lemmerman	1	1	0	0			0	6
Snider	1	0	0	1			0	6
Weatherford	1	0	0	1			0	6
Team	33	9	20	4	33/33	15/30	0	276
Opponents	32	14	13	5	32/32	14/27	1	268

2-Pt. Conversions: Team 0-0, Opponents 0-0

Sacks: Team 30.0, Opponents 63.0

Rushing	No.	Yds	Avg	Long	TD
Butler	163	655	4.0	39	3
Wages	72	375	5.2	661	2
Gipson	62	303	4.9	33	1
Bryant	50	246	4.9	41	0
Coffey TM	49	168	3.4	16	1
Mitchell	5	77	15.4	40	0
Berry	20	68	3.4	30	0
Lemmerman	10	57	5.7	20	1
Johnson	11	55	5.0	13	1
McCauley	2	49	24.5	32	0
McDermott	7	6	0.9	3	0
Stanciel	4	-1	-2	4	0
Team	455	2058	4.5	661	9
Opponents	475	2032	4.3	391	14

Passing	Att	Cmp	Yds	Cmp%	Yds/Att	TD	TD%	Int	Int%	Long	Sack/Lost	Rating
Berry	124	71	1087	57.3	8.77	10	8.1	2	1.6	881	31/219	106.5
Johnson	93	51	788	54.8	8.47	8	8.6	5	5.4	651	18/152	89.4
Lemmerman	62	25	330	40.3	5.32	1	1.6	4	6.5	57	14/106	36.4
Gipson	1	0	0	0.0	0.00	0	0.0	1	100.0	0	0/0	0.0
Lothridge	1	1	9	100.0	9.00	0	0.0	0	0.0	9	0/0	104.2
Wages	1	1	16	100.0	16.00	1	100.0	0	0.0	161	0/0	158.3
Team	282	149	2230	52.8	7.91	20	7.1	12	4.3	881	63/477	85.0
Opponents	383	225	2536	58.7	6.62	13	3.4	19	5.0	671	30/251	69.3

Receiving	No.	Yds	Avg	Long	TD
Flatley	45	834	18.5	711	6
Cogdill	24	374	15.6	52	5
Mitchell	22	339	15.4	421	4
Wages	22	228	10.4	881	1
Butler	17	297	17.5	651	2
Coffey TM	8	64	8.0	19	2
Gipson	4	33	8.3	18	0
Smith	2	17	8.5	10	0
Bryant	2	15	7.5	9	0
Ledbetter	1	16	16.0	16	0
Brezina	1	9	9.0	9	0
Simmons TM	1	4	4.0	4	0
Team	149	2230	15.0	881	20
Opponents	225	2536	11.3	671	13

Interceptions	No.	Yds	Avg	Long	TD
Redmond	5	50	10.0	32	0
Reaves	3	14	4.7	14	0
Hansen	2	51	25.5	40	0
Zook	2	22	11.0	15	0
Lavan	2	0	0.0	0	0
Mallory	1	22	22.0	22	0
Weatherford	1	18	18.0	18	0
Allen	1	6	6.0	6	0
Brezina	1	2	2.0	2	0
Nobis	1	0	0.0	0	0
Acks	0	15	---	15	0
Team	19	200	10.5	40	0
Opponents	12	233	19.4	801	2

Punting	No.	Yds	Avg	Net	TB	In	Lg	B
Lothridge	69	2846	41.2	37.3	5	0	57	0
Team	69	2846	41.2	37.3	5	0	57	0
Opponents	56	2171	38.8	35.5	5	0	59	1

Punt Returns	Ret	FC	Yds	Avg	Long	TD
Mallory	13	6	42	3.2	15	0
Freeman	4	0	30	7.5	12	0
McCauley	4	6	-11	-2.7	0	0
Wright TM	4	0	21	5.3	11	0
Cahill	1	0	0	0.0	0	0
Team	26	12	82	3.2	15	0
Opponents	38	14	171	4.5	52	0

Kickoff Returns	No.	Yds	Avg	Long	TD
Bryant	21	407	19.4	39	0
Butler	13	405	31.2	61	0
Gipson	9	145	16.1	27	0
Wages	6	76	12.7	23	0
Kunz	1	13	13.0	13	0
Snider	1	48	48.0	481	1
Stanciel	1	10	10.0	10	0
Team	52	1104	21.2	61	1
Opponents	52	1132	21.8	961	2

Field Goals	1-19	20-29	30-39	40-49	50+
Etter	6/6	5/5	4/8	0/9	0/2
Team	6/6	5/5	4/8	0/9	0/2
Opponents	5/5	4/4	4/8	1/7	0/3

Etter: (16G)(46N,52N,51N)(33N,44N,43B)(34G)(45N,30N,46N)(30N,42N,34G)(16G,22G)(42N)(30G,17G)(18G,13G)(41N,32N,22G,22G)(19G)(47N,28G,30G)(28G)  
Opponents: (29G)(42N,48N,16G)(52N)(32N,47G)(0)(32B)(45N,34N,12G)(13G,34G)(50N,37G)(38G,27G)(32N,40N,38G,13G)(54N,47N,20G)(20G)(44N,19G)

## OFFENSIVE STATISTICS 1966-98

### The 1970 Atlanta Falcons

Statistic	Atl.	Opp.
Total First Downs	199	211
Rushing	76	93
Passing	110	98
Penalty	13	20
3rd Down: Made/Att	67/203	80/204
3rd Down Pct.	33.0	39.2
4th Down: Made/Att	1/2	2/2
4th Down Pct.	50.0	100.0
Possession Avg.	17:09	38:34
Total Net Yards	3431	3876
Avg. Per Game	245.1	276.9
Total Plays	826	857
Avg. Per Play	4.2	4.5
Net Yards Rushing	1600	1722
Avg. Per Game	114.3	123.0
Total Rushes	431	479
Net Yards Passing	1831	2154
Avg. Per Game	130.8	153.9
Sacked/Yards Lost	53/431	30/243
Gross Yards	2262	2397
Att./Completions	342/197	348/191
Completion Pct.	57.6	54.9
Had Intercepted	21	19
Punts/Average	76/38.7	60/41.2
Net Punting Avg.	76/34.4	60/32.9
Penalties/Yards	76/807	93/897
Fumbles/Ball Lost	24/17	22/16
Touchdowns	26	29
Rushing	4	14
Passing	18	11
Returns	4	4

Score By Periods	Q1	Q2	Q3	Q4	OT	PTS
Team	44	39	54	69	0	206
Opponents	45	87	55	74	0	261

Scoring	TD	Rush	Pass	Ret	K-PAT	FG	S	PTS
Vinyard	0	0	0	0	23/26	9/25	0	50
Mitchell	7	1	6	0	0	0	0	42
Gipson	3	0	3	0	0	0	0	18
Wages	3	1	2	0	0	0	0	18
Campbell	2	2	0	0	0	0	0	12
Mallory	2	0	0	2	0	0	0	12
Snyder	2	0	2	0	0	0	0	12
Butler	1	0	1	0	0	0	0	6
Cogdill	1	0	1	0	0	0	0	6
Donohoe	1	0	1	0	0	0	0	6
Flatley	1	0	1	0	0	0	0	6
Malone	1	0	1	0	0	0	0	6
Marshall	1	0	0	1	0	0	0	6
McCauley	1	0	0	1	0	0	0	6
Team	26	4	18	4	23/26	9/25	0	206
Opponents	29	14	11	4	27/29	20/40	0	261

2-Pt. Conversions: Team 0-0, Opponents 0-0

Sacks: Team 30.0, Opponents 53.0

Rushing	No.	Yds	Avg	Long	TD
Butler	166	636	3.8	33	0
Wages	119	422	3.5	40	1
Gipson	52	177	3.4	16	0
Malone	40	136	3.4	12	0
Campbell	28	116	4.1	15	2
Berry	13	60	4.6	16	0
Mitchell	5	23	4.6	12	1
Johnson	7	21	3.0	14	0
Brunson	1	9	9.0	9	0
Team	431	1600	3.7	40	4
Opponents	479	1722	3.6	40	11

Receiving	No.	Yds	Avg	Long	TD
Mitchell	44	650	14.8	51	6
Flatley	39	544	13.9	35	1
Wages	26	153	5.9	24	2
Butler	24	151	6.3	25	1
Snyder	23	311	13.5	43	2
Gipson	16	186	11.6	51	3
Malone	9	38	4.2	9	1
Cogdill	7	101	14.4	30	1
Campbell	7	92	13.1	27	0
Donohoe	2	36	18.0	22	1
Team	197	2262	11.5	51	18
Opponents	191	2397	12.5	89	11

Interceptions	No.	Yds	Avg	Long	TD
Reaves	6	44	7.3	28	0
Lavan	3	11	3.7	8	0
Nobis	2	36	18.0	19	0
McCauley	1	32	32.0	32	0
Zook	1	24	24.0	24	0
Hansen	1	15	15.0	15	0
Redmond	1	12	12.0	12	0
Mallory	1	9	9.0	9	0
Humphrey	1	5	5.0	5	0
Freeman	1	3	3.0	3	0
Allen	1	0	0.0	0	0
Team	19	191	10.1	32	0
Opponents	21	283	13.5	50	1

Punting	No.	Yds	Avg	Net	TB	In	Lg	B
Lothridge	76	2944	38.7	34.4	3	0	59	0
Team	76	2944	38.7	34.4	3	0	59	0
Opponents	60	2470	41.2	32.9	7	0	66	0

Punt Returns	Ret	FC	Yds	Avg	Long	TD
Mallory	17	3	203	11.9	75	1
McCauley	14	9	138	9.9	77	1
Freeman	3	1	15	5.0	7	0
Team	34	13	356	10.5	77	2
Opponents	40	22	267	6.7	40	0

Kickoff Returns	No.	Yds	Avg	Long	TD
Butler	14	284	20.3	29	0
Campbell	10	230	23.0	30	0
Gipson	8	189	23.6	32	0
Malone	5	66	13.2	25	0
Brunson	4	54	13.5	26	0
Cavness	3	61	20.3	25	0
Freeman	1	0	0.0	0	0
Lavan	1	10	10.0	10	0
Wages	1	22	22.0	22	0
Team	47	916	19.5	32	0
Opponents	41	983	24.0	94	1

Field Goals	1-19	20-29	30-39	40-49	50+
Vinyard	4/5	0/2	4/7	1/9	0/2
Team	4/5	0/2	4/7	1/9	0/2
Opponents	6/8	4/5	3/9	6/13	1/5

Vinyard: (1)(47N,46N,49B,19G)(50N,42N)(36N)  
 (31G)(16G,49G)(46N,26N)(23N,39G)(15G,32G)(33B,  
 48N)(49B,58B)(42N)(17N,35G,17G)(35B)  
 Opponents: (43B,50N,38N,42G)(44B)(19N,27G,43G)  
 (38N,19G,10G)(19B,51G)(44N)(51N,30G,47G,31G)  
 (44N,47N,39N,20G)(35B,27N,41G,17G)(49N,47N,  
 10G)(31N,9G,43G)(37N,23G)(51N,21G)(50N,40G,  
 15G,37G)

Passing	Att	Cmp	Yds	Cmp%	Yds/Att	TD	TD%	Int	Int%	Long	Sack/Lost	Rating
Berry	269	156	1006	58.0	6.71	16	5.9	13	4.8	51	36/274	78.1
Johnson	72	40	443	55.6	6.15	2	2.8	8	11.1	34	16/148	43.7
Wages	1	1	13	100.0	13.00	0	0.0	0	0.0	13	1/9	118.8
Team	342	197	2262	57.6	6.61	18	5.3	21	6.1	51	53/431	69.6
Opponents	348	191	2397	54.9	6.89	11	3.2	19	5.5	89	30/243	64.3

## OFFENSIVE STATISTICS 1966-98

### The 1971 Atlanta Falcons

Statistic	Atl.	Opp.
Total First Downs	221	237
Rushing	99	114
Passing	108	106
Penalty	14	17
3rd Down: Made/Att	77/182	103/214
3rd Down Pct.	42.3	48.1
4th Down: Made/Att	4/6	2/2
4th Down Pct.	66.7	100.0
Possession Avg.	30:00	30:00
Total Net Yards	3959	3787
Avg. Per Game	282.8	270.5
Total Plays	810	874
Avg. Per Play	4.9	4.3
Net Yards Rushing	1703	2149
Avg. Per Game	121.6	153.5
Total Rushes	494	500
Net Yards Passing	2256	1638
Avg. Per Game	161.1	117.0
Sacked/Yards Lost	31/239	31/257
Gross Yards	2495	1895
Att./Completions	285/167	343/164
Completion Pct.	58.6	47.8
Had Intercepted	21	20
Punts/Average	60/36.9	63/41.4
Net Punting Avg.	60/34.3	63/37.3
Penalties/Yards	79/723	61/614
Fumbles/Ball Lost	39/15	32/18
Touchdowns	34	31
Rushing	12	19
Passing	16	9
Returns	6	3

Score By Periods	Q1	Q2	Q3	Q4	OT	PTS
Team	74	86	48	66	0	274
Opponents	57	82	68	70	0	277

Scoring	TD	Rush	Pass	Ret	K-PAT	FG	S	PTS
Bell	0	0	0	0	29/33	13/21	0	68
Malone	8	6	2	0			0	48
Burrow	6	0	6	0			0	36
Mitchell	6	0	5	1			0	36
Butler	4	2	2	0			0	24
Hayes	3	0	0	3			0	18
Wages	2	1	1	0			0	12
Belton	1	1	0	0			0	6
Hansen	1	0	0	1			0	6
Mallory	1	0	0	1			0	6
Profit	1	1	0	0			0	6
Shiner	1	1	0	0			0	6
Zook	0	0	0	0			1	2
Team	34	12	16	6	29/33	13/21	1	274
Opponents	31	19	9	3	31/31	20/23	0	277

2-Pl. Conversions: Team 0-0, Opponents 0-0

Sacks: Team 31.0, Opponents 31.0

Rushing	No.	Yds	Avg	Long	TD
Butler	186	594	3.2	19	2
Malone	120	438	3.7	19	6
Wages	64	266	4.2	27	1
Belton	56	237	4.2	16	1
Campbell	29	79	2.7	8	0
Berry	19	31	1.6	9	0
Mitchell	4	25	6.3	24	0
Jarvis	1	13	13.0	13	0
Profit	3	10	3.3	4	1
Shiner	10	9	0.9	4	1
Burrow	4	5	5.0	5	0
Chesson	1	-4	-4.0	-4	0
Team	494	1703	3.4	27	12
Opponents	500	2149	4.3	73	19

Passing	Att	Cmp	Yds	Cmp%	Yds/Att	TD	TD%	Int	Int%	Long	Sack/Lost	Rating
Berry	226	136	2005	60.2	8.87	11	4.9	16	7.1	84	21/150	75.9
Shiner	57	30	463	52.6	8.12	5	8.8	5	8.8	47	10/89	72.5
Hart	1	0	0	0.0	0.00	0	0.0	0	0.0	0	0/0	39.6
Lothridge	1	1	27	100.0	27.00	0	0.0	0	0.0	27	0/0	118.8
Team	285	167	2495	58.6	8.75	16	5.6	21	7.4	84	31/239	75.4
Opponents	343	164	1895	47.8	5.52	9	2.6	20	5.8	68	31/257	49.4

Receiving	No.	Yds	Avg	Long	TD
Malone	34	380	11.2	46	2
Burrow	33	741	22.5	84	6
Mitchell	33	593	18.0	43	5
Chesson	20	224	11.2	24	0
Wages	19	249	13.1	47	1
Butler	15	143	9.5	27	2
Poage	4	71	17.8	31	0
Campbell	3	40	13.3	29	0
Belton	3	22	7.3	10	0
Mallory	1	27	27.0	27	0
Brezina	1	3	3.0	3	0
Kunz	1	2	2.0	2	0
Team	167	2495	14.9	84	16
Opponents	164	1895	11.6	68	9

Interceptions	No.	Yds	Avg	Long	TD
Reaves	6	43	7.2	31	0
Hansen	3	56	18.7	40	1
Brown	3	32	10.7	23	0
Hayes	3	27	9.0	27	0
Brezina	3	22	7.3	11	0
Acks	1	0	0.0	0	0
McCauley	1	0	0.0	0	0
Team	20	180	9.0	40	1
Opponents	21	242	11.5	26	0

Punting	No.	Yds	Avg	Net	TB	In	Lg	B
Lothridge	44	1639	37.3	35.3	2	0	58	1
Bell	16	577	36.1	31.7	0	0	48	0
Team	60	2216	36.9	34.3	2	0	58	1
Opponents	63	2606	41.4	37.3	4	0	56	2

Punt Returns	Ret	FC	Yds	Avg	Long	TD
Belton	30	3	163	5.4	32	0
Mallory	5	2	3	0.6	2	0
Brown	1	2	0	0.0	0	0
McCauley	1	1	8	8.0	8	0
Team	37	8	174	4.7	32	0
Opponents	26	21	117	4.5	19	0

Kickoff Returns	No.	Yds	Avg	Long	TD
Belton	28	706	25.2	58	0
Butler	13	372	28.6	82	0
Profit	10	247	24.7	35	0
Campbell	4	95	23.8	33	0
Enderle	1	20	20.0	20	0
Matlock	1	4	4.0	4	0
Small	1	12	12.0	12	0
Wages	1	21	21.0	21	0
Team	59	1477	25.0	82	0
Opponents	52	1228	23.6	97	1

Field Goals	1-19	20-29	30-39	40-49	50+
Bell	4/4	5/7	3/5	1/5	0/0
Team	4/4	5/7	3/5	1/5	0/0
Opponents	4/4	7/8	4/6	4/4	1/1

Bell: (45B,23G,23G)(44N,20N,25G,30G)(36G)(15G)  
 (35G)(25N)(27G)(45N,23G)(17G)(37B)(38B)(41G)  
 (18G)(47N,12G)  
 Opponents: (28G)(45G,47G)(18G,13G)(26N,37G,  
 45G,33G,26G)(24G)(28G,24G)(30N,24G,51G)(1)  
 (19G)(27G,12G)(38N,48G)(30G,36G)

## OFFENSIVE STATISTICS 1966-98

### The 1972 Atlanta Falcons

Statistic	Atl.	Opp.
Total First Downs	231	221
Rushing	113	122
Passing	101	83
Penalty	17	16
3rd Down: Made/Att	92/204	82/200
3rd Down Pct.	45.1	41.0
4th Down: Made/Att	3/5	2/5
4th Down Pct.	60.0	40.0
Possession Avg.	25:43	30:00
Total Net Yards	4011	3767
Avg. Per Game	286.5	269.1
Total Plays	837	829
Avg. Per Play	4.8	4.5
Net Yards Rushing	2092	2063
Avg. Per Game	149.4	147.4
Total Rushes	500	504
Net Yards Passing	1919	1704
Avg. Per Game	137.1	121.7
Sacked/Yards Lost	41/283	24/207
Gross Yards	2202	1911
Att./Completions	296/157	301/137
Completion Pct.	53.0	45.5
Had Intercepted	15	18
Punts/Average	61/42.8	56/41.8
Net Punting Avg.	61/37.9	56/37.6
Penalties/Yards	73/650	61/555
Fumbles/Ball Lost	42/19	23/15
Touchdowns	31	32
Rushing	16	16
Passing	13	13
Returns	2	3

Score By Periods	Q1	Q2	Q3	Q4	OT	PTS
Team	64	100	62	43	0	269
Opponents	67	46	79	82	0	274

Scoring	TD	Rush	Pass	Ret	K-PAT	FG	S	PTS
Bell	0	0	0	0	31/31	16/30	0	79
Malone	10	8	2	0	0	0	0	60
Hampton	7	6	1	0	0	0	0	42
Burrow	5	0	5	0	0	0	0	30
Mitchell	4	0	4	0	0	0	0	24
Berry	2	2	0	0	0	0	0	12
Chesson	1	0	1	0	0	0	0	6
Nobis	1	0	0	1	0	0	0	6
Zook	1	0	0	1	0	0	0	6
Humphrey	0	0	0	0	0	0	1	2
Lewis	0	0	0	0	0	0	1	2
Team	31	16	13	2	31/31	16/30	2	269
Opponents	32	16	13	3	31/32	17/31	0	274

2-Pt. Conversions: Team 0-0, Opponents 0-0

Sacks: Team 24.0, Opponents 41.0

Rushing	No.	Yds	Avg	Long	TD
Hampton	230	995	4.3	561	6
Malone	180	798	4.4	27	8
Profit	40	132	3.3	14	0
Berry	24	86	3.6	16	2
Ray	8	34	4.3	9	0
Belton	10	20	2.0	8	0
Mitchell	2	19	9.5	18	0
Sullivan	2	8	4.0	10	0
Burrow	3	3	1.0	8	0
Bell	1	-3	-3.0	-3	0
Team	500	2092	4.2	561	16
Opponents	504	2063	4.1	42	16

Receiving	No.	Yds	Avg	Long	TD
Malone	50	585	11.7	571	2
Burrow	29	492	17.0	40	5
Mitchell	28	470	16.8	40	4
Hampton	23	244	10.6	43	1
Chesson	18	338	18.8	46	1
Profit	3	22	7.3	14	0
Snyder	1	19	19.0	19	0
Jarvis	1	18	18.0	18	0
Ray	1	14	14.0	14	0
Lamb	1	10	10.0	10	0
Belton	1	-1	-1.0	-1	0
Berry	1	-9	-9.0	-9	0
Team	157	2202	14.0	571	13
Opponents	137	1911	13.9	821	13

Interceptions	No.	Yds	Avg	Long	TD
Hayes	5	10	2.0	8	0
Nobis	3	74	24.7	37	1
Reaves	3	59	19.7	28	0
Ellis	3	13	4.3	13	0
Brown	2	46	23.0	46	0
Lewis	1	3	3.0	3	0
Hansen	1	0	0.0	0	0
Team	18	205	11.4	46	1
Opponents	15	206	13.7	371	1

Punting	No.	Yds	Avg	Net	TB	In	Lg	B
James	61	2609	42.8	37.9	3	0	59	0
Team	61	2609	42.8	37.9	3	0	59	0
Opponents	56	2339	41.8	37.6	2	0	57	0

Punt Returns	Ret	FC	Yds	Avg	Long	TD
Belton	17	6	110	6.5	34	0
Brown	8	10	71	8.9	29	0
Ellis	1	0	13	13.0	13	0
Small	1	0	0	0.0	0	0
Team	27	16	194	7.2	34	0
Opponents	30	10	239	8.0	39	0

Kickoff Returns	No.	Yds	Avg	Long	TD
Hampton	25	535	21.4	52	0
Belton	21	441	21.0	41	0
Germany	2	5	2.5	5	0
Malone	2	37	18.5	20	0
Chesson	1	0	0.0	0	0
Plummer	1	21	21.0	21	0
Team	52	1039	20.0	52	0
Opponents	48	1076	22.4	98	1

Field Goals	1-19	20-29	30-39	40-49	50+
Bell	3/5	5/6	7/10	1/9	0/0
Team	3/5	5/6	7/10	1/9	0/0
Opponents	4/4	3/3	8/11	2/10	0/3

Bell: (22G,39G,36G)(32B,10N,38G,21G)(44N,41G)  
 (45N,22G,32G,12G)() (24G,38N,47N)() (44N)(37G,  
 42N,32G)(48N,33G,17G)(42N)(32N,27G,16G)(28B,  
 12N)(48N)  
 Opponents: ()(49N,44N,48N,22G)(39G,37G)(47B)  
 (44G,32G,35G,39N)(52N,42N)(36G,15G)(19G,25G)  
 (37N,37N,37G)(49N,13G,38G)(37G)(42N,48N,41G,  
 19G)(51N,51N,28G)

Passing	Att	Cmp	Yds	Cmp%	Yds/Att	TD	TD%	Int	Int%	Long	Sack/Lost	Rating
Berry	277	154	2158	55.6	7.79	13	4.7	12	4.3	571	39/255	78.5
Sullivan	19	3	44	15.8	2.32	0	0.0	3	15.8	18	2/28	0.0
Team	296	157	2202	53.0	7.44	13	4.4	15	5.1	571	41/283	70.8
Opponents	301	137	1911	45.5	6.35	13	4.3	18	6.0	821	24/207	55.9

## OFFENSIVE STATISTICS 1966-98

### The 1973 Atlanta Falcons

Statistic	Atl.	Opp.
Total First Downs	240	212
Rushing	123	104
Passing	100	92
Penalty	17	16
3rd Down: Made/Att	75/182	59/180
3rd Down Pct.	41.2	32.8
4th Down: Made/Att	0/0	0/0
4th Down Pct.	0.0	0.0
Possession Avg.	21:26	30:00
Total Net Yards	4038	3559
Avg. Per Game	288.4	254.2
Total Plays	879	873
Avg. Per Play	4.6	4.1
Net Yards Rushing	2037	2129
Avg. Per Game	143.5	152.1
Total Rushes	518	520
Net Yards Passing	2001	1430
Avg. Per Game	142.9	102.1
Sacked/Yards Lost	41/361	29/189
Gross Yards	2362	1619
Att./Completions	320/168	324/151
Completion Pct.	52.5	46.6
Had Intercepted	12	22
Punts/Average	63/42.6	80/42.1
Net Punting Avg.	63/38.0	80/35.5
Penalties/Yards	66/598	58/562
Fumbles/Ball Lost	40/21	29/15
Touchdowns	34	24
Rushing	18	12
Passing	14	11
Returns	2	1

Score By Periods	Q1	Q2	Q3	Q4	OT	PTS
Team	51	124	64	79	0	318
Opponents	38	76	56	54	0	224

Scoring	TD	Rush	Pass	Ret	K-PAT	FG	S	PTS
Mike-Mayer	0	0	0	0	34/34	26/38	0	112
Ray	11	9	2	0			0	66
Burrow	7	0	7	0			0	42
Hampton	5	4	1	0			0	30
Malone	3	2	1	0			0	18
Hayes	2	0	0	2			0	12
Profit TM	2	2	0	0			0	12
Chesson TM	1	0	1	0			0	6
Geredine	1	0	1	0			0	6
Neal	1	0	1	0			0	6
Wages	1	1	0	0			0	6
Plummer	0	0	0	0			1	2
Team	34	18	14	2	34/34	26/38	1	318
Opponents	24	12	11	1	23/24	19/28	0	224

2-Pt. Conversions: Team 0-0, Opponents 0-0

Sacks: Team 29.0, Opponents 41.0

Rushing	No.	Yds	Avg	Long	TD
Hampton	263	997	3.8	25	4
Ray	96	434	4.5	17	9
Malone	76	336	4.4	14	2
Lee	29	67	2.3	11	0
Profit TM	18	55	3.1	9	2
Wages	18	47	2.6	13	1
Washington	4	36	9.0	16	0
J. Mitchell	5	34	6.8	13	0
Sullivan	3	19	6.3	9	0
Burrow	2	17	8.5	9	0
Henry Matthews LG4	4	4	1.0	3	0
Shiner TM	3	-2	- .7	3	0
Geredine	1	-3	-3.0	-3	0
Team	518	2037	3.9	25	18
Opponents	520	2129	4.1	57	12

Passing	Att	Cmp	Yds	Cmp%	Yds/Att	TD	TD%	Int	Int%	Long	Sack/Lost	Rating
Lee	230	120	1786	52.2	7.77	10	4.3	8	3.5	57	28/256	77.9
Shiner TM	64	34	401	53.1	6.27	3	4.7	4	6.3	34	11/86	62.0
Sullivan	26	14	175	53.8	6.73	1	3.8	0	0.0	21	2/19	87.8
Team	320	168	2362	52.5	7.38	14	4.4	12	3.8	57	41/361	75.5
Opponents	324	151	1619	46.6	5.00	11	3.4	22	6.8	42	29/189	44.8

Receiving	No.	Yds	Avg	Long	TD
J. Mitchell	32	420	13.1	50	0
Burrow	31	567	18.3	57	7
Hampton	25	273	10.9	22	1
Dodd	19	291	15.3	25	0
Ray	19	192	10.1	39	2
Malone	19	177	9.3	33	1
Geredine	12	231	19.3	46	1
Neal	5	131	26.2	50	1
Chesson TM	2	36	18.0	20	1
Mialik	2	30	15.0	17	0
Henry Matthews LG2	19	9.5	12	0	0
Wages	2	14	7.0	14	0
Team	168	2362	14.1	57	14
Opponents	151	1619	10.7	42	11

Interceptions	No.	Yds	Avg	Long	TD
Brown	6	99	16.5	24	0
Hayes	4	142	35.5	65	2
Brezina	3	51	17.0	36	0
Ellis	2	90	45.0	48	0
Reaves	2	20	10.0	11	0
Lawrence	1	81	81.0	81	0
Plummer	1	39	39.0	39	0
Humphrey	1	6	6.0	6	0
Hansen	1	0	0.0	0	0
Walker	1	0	0.0	0	0
Team	22	528	24.0	81	2
Opponents	12	83	6.9	42	0

Punting	No.	Yds	Avg	Net	TB	In	Lg	B
James	63	2682	42.6	38.0	5	0	72	0
Team	63	2682	42.6	38.0	5	0	72	0
Opponents	80	3368	42.1	35.5	5	0	71	0

Punt Returns	Ret	FC	Yds	Avg	Long	TD
Brown	40	11	360	9.0	57	0
Dodd	8	1	69	8.6	28	0
Lawrence	0	1	0	—	—	0
Team	48	13	429	8.9	57	0
Opponents	30	16	185	6.2	54	0

Kickoff Returns	No.	Yds	Avg	Long	TD
Washington	20	432	21.6	30	0
Hampton	11	258	23.5	42	0
Geredine	9	211	23.4	51	0
Plummer	5	115	23.0	37	0
Benson	3	20	6.7	9	0
Lawrence	3	71	23.7	28	0
Profit TM	1	0	0.0	0	0
Wages	1	0	0.0	0	0
Team	53	1107	20.9	51	0
Opponents	58	1369	23.6	50	0

Field Goals	1-19	20-29	30-39	40-49	50+
Mike-Mayer	5/5	7/10	6/9	7/12	1/2
Team	5/5	7/10	6/9	7/12	1/2
Opponents	3/3	4/4	8/12	4/7	0/2

Mike-Mayer: (29N,44N,21G,45G)(1)(48G,27G)(34N,57N,42N,42G,46G,37G)(23G,32G,33G)(43G,12G)(37N,52G)(28G,30G,12G,26G,16G)(45G, 8G,30G)(21N,46N,25G,49G)(37N)(26G,16G)(49N,32G)(42N,24B) Opponents: 0(36N,47N,34G)(20G)(37N,10G,36G)(51N)(38B,52N)(42G)(32G,42G)(34G,48G)(49N)(14G,24G)(45N,20G)(32B,35G,46G,35G,31G,37G,28G)(11G)

## OFFENSIVE STATISTICS 1966-98

### The 1974 Atlanta Falcons

Statistic	Atl.	Opp.
Total First Downs	174	238
Rushing	77	140
Passing	86	85
Penalty	11	13
3rd Down: Made/Att	50/167	82/193
3rd Down Pct.	29.9	42.5
4th Down: Made/Att	2/2	1/2
4th Down Pct.	100.0	50.0
Possession Avg.	25:43	34:17
Total Net Yards	2800	4136
Avg. Per Game	200.0	295.4
Total Plays	806	960
Avg. Per Play	3.5	4.3
Net Yards Rushing	1493	2564
Avg. Per Game	106.6	183.1
Total Rushes	400	627
Net Yards Passing	1307	1572
Avg. Per Game	93.4	112.3
Sacked/Yards Lost	50/474	31/275
Gross Yards	1781	1847
Att./Completions	356/160	302/136
Completion Pct.	44.9	45.0
Had Intercepted	31	17
Punts/Average	96/40.5	84/38.3
Net Punting Avg.	96/32.0	84/28.6
Penalties/Yards	82/636	54/449
Fumbles/Ball Lost	32/24	26/12
Touchdowns	12	34
Rushing	6	19
Passing	4	13
Returns	2	2

Score By Periods	Q1	Q2	Q3	Q4	OT	PTS
Team	14	69	13	15	0	111
Opponents	68	68	60	75	0	271

Scoring	TD	Rush	Pass	Ret	K-PAT	FG	S	PTS
Mike-Mayer	0	0	0	0	12/12	9/16	0	39
Hampton	2	2	0	0			0	12
Malone	2	2	0	0			0	12
Brown	1	0	0	1			0	6
Burrow	1	0	1	0			0	6
Dodd	1	0	1	0			0	6
Kendrick	1	0	1	0			0	6
Lee	1	1	0	0			0	6
J. Mitchell	1	0	1	0			0	6
Stanback	1	1	0	0			0	6
Tinker	1	0	0	1			0	6
Team	12	6	4	2	12/12	9/16	0	111
Opponents	34	19	13	2	31/34	12/28	0	271

2-Pt. Conversions: Team 0-0, Opponents 0-0

Sacks: Team 31.0, Opponents 50.0

Rushing	No.	Yds	Avg	Long	TD
Hampton	127	464	3.7	34	2
Malone	116	410	3.5	13	2
Stanback	57	235	4.1	23t	1
Ray	46	139	3.0	17	0
Lee	19	99	5.2	17	1
Kendrick	17	71	4.2	17	0
McGee	7	30	4.3	10	0
J. Mitchell	3	21	7.0	15	0
Sullivan	3	19	6.3	12	0
Tinker	2	5	2.5	9	0
McQuilken	2	1	0.5	1	0
Neal	1	-1	-1.0	-1	0
Team	400	1493	3.7	34	6
Opponents	627	2564	4.1	53t	19

Receiving	No.	Yds	Avg	Long	TD
Burrow	34	545	16.0	48	1
J. Mitchell	30	479	16.0	52	1
Malone	28	168	6.0	13	0
Hampton	13	111	8.5	21	0
Dodd	12	130	10.8	17	1
Kendrick	12	86	7.2	12	1
Ray	10	43	4.3	10	0
Neal	8	99	12.4	21	0
Stanback	8	39	4.9	18	0
Geredine	4	69	17.3	24	0
Tinker	1	12	12.0	12	0
Team	160	1781	11.1	52	4
Opponents	136	1847	13.6	59t	13

Interceptions	No.	Yds	Avg	Long	TD
Brown	8	164	20.5	59t	1
Ellis	3	11	3.7	6	0
Zook	1	14	14.0	14	0
Nobis	1	10	10.0	10	0
Brezina	1	9	9.0	9	0
Hayes	1	2	2.0	2	0
Hansen	1	0	0.0	0	0
Lawrence	1	0	0.0	0	0
Team	17	210	12.4	59t	1
Opponents	31	451	14.5	57t	1

Punting	No.	Yds	Avg	Net	TB	In	Lg	B
James	96	3891	40.5	32.0	8	0	61	1
Team	96	3891	40.5	32.0	8	0	61	1
Opponents	84	3217	38.3	28.6	9	0	56	0

Punt Returns	Ret	FC	Yds	Avg	Long	TD
Dodd	27	0	344	12.7	57	0
Tinker	14	1	195	13.9	72t	1
Brown	9	2	96	10.7	23	0
Fritsch	1	0	0	0.0	0	0
Team	51	3	635	12.5	72t	1
Opponents	59	11	658	11.2	88t	1

Kickoff Returns	No.	Yds	Avg	Long	TD
Tinker	29	704	24.3	59	0
Geredine	9	219	24.3	28	0
McGee	8	167	20.9	26	0
Byas	5	136	27.2	35	0
K. Mitchell	4	36	9.0	13	0
Easterling	2	34	17.0	21	0
Childs TM	1	0	0.0	0	0
Fritsch	1	0	0.0	0	0
Ryzek	1	0	0.0	0	0
Team	60	1296	21.6	59	0
Opponents	33	812	24.6	51	0

Field Goals	1-19	20-29	30-39	40-49	50+
Mike-Mayer	0/0	2/4	5/5	2/6	0/1
Team	0/0	2/4	5/5	2/6	0/1
Opponents	0/0	4/5	5/11	3/11	0/1

Mike-Mayer: (1)(26N,32G)(21G,27G)(45N,28N)(35G,31G)(47G)(32G)(1)(48B)(45B)(52N,48N)(1)(36G)(47G)  
Opponents: (33G,32N,45N)(43N,43N,25G,44N,47N)(1)(46N,49N)(37G)(33B,41G,31G)(35N,33G)(1)(37G,49B)(39N,20G,42G)(20N,23G)(21G)(37B,51B,37N,43G)

Passing	Att	Cmp	Yds	Cmp%	Yds/Att	TD	TD%	Int	Int%	Long	Sack/Lost	Rating
Lee	172	78	852	45.3	4.95	3	1.7	14	8.1	52	31/269	32.4
Sullivan	105	48	556	45.7	5.30	1	1.0	8	7.6	48	10/92	33.7
McQuilken	79	34	373	43.0	4.72	0	0.0	9	11.4	26	9/113	18.0
Team	356	160	1781	44.9	5.00	4	1.1	31	8.7	52	50/474	27.8
Opponents	302	136	1847	45.0	6.12	13	4.3	17	5.6	59t	31/275	56.0

## OFFENSIVE STATISTICS 1966-98

### The 1975 Atlanta Falcons

Statistic	Atl.	Opp.
Total First Downs	225	288
Rushing	87	131
Passing	118	142
Penalty	20	15
3rd Down: Made/Att	79/207	101/242
3rd Down Pct.	38.2	41.7
4th Down: Made/Att	1/2	1/4
4th Down Pct.	50.0	25.0
Possession Avg.	46:19	13:41
Total Net Yards	3861	4812
Avg. Per Game	275.8	343.7
Total Plays	885	1043
Avg. Per Play	4.4	4.6
Net Yards Rushing	1794	2277
Avg. Per Game	128.1	162.6
Total Rushes	465	571
Net Yards Passing	2067	2535
Avg. Per Game	147.6	181.1
Sacked/Yards Lost	32/294	35/275
Gross Yards	2361	2810
Att./Completions	388/165	437/227
Completion Pct.	42.5	51.9
Had Intercepted	29	25
Punts/Average	89/41.5	71/41.1
Net Punting Avg.	89/34.2	71/33.7
Penalties/Yards	78/635	77/716
Fumbles/Ball Lost	37/19	25/12
Touchdowns	33	31
Rushing	12	13
Passing	18	16
Returns	3	2

Score By Periods	Q1	Q2	Q3	Q4	OT	PTS
Team	47	72	41	80	0	240
Opponents	58	91	66	71	3	289

Scoring	TD	Rush	Pass	Ret	K-PAT	FG	S	PTS
Mike-Mayer	0	0	0	0	30/33	4/10	0	42
Hampton	6	5	1	0			0	36
Jenkins	6	0	6	0			0	36
Mitchell	5	0	4	1			0	30
Stanback	5	5	0	0			0	30
Francis	4	0	4	0			0	24
Bartkowski	2	2	0	0			0	12
Burrow	2	0	2	0			0	12
Brown	1	0	0	1			0	6
Lawrence	1	0	0	1			0	6
Tinker TM	1	0	1	0			0	6
Team	33	12	18	3	30/33	4/10	0	240
Opponents	31	13	16	2	28/31	25/38	0	289

2-Pt. Conversions: Team 0-0, Opponents 0-0

Sacks: Team 35.0, Opponents 32.0

Rushing	No.	Yds	Avg	Long	TD
Hampton	250	1002	4.0	22	5
Stanback	105	440	4.2	261	5
Herron LG	62	274	4.4	53	0
Herron TM	1	0	0.0	0	0
Thompson	68	247	3.6	18	0
Reed	14	40	2.9	7	0
McQuilken	4	26	6.5	14	0
Bartkowski	14	15	1.1	5	2
Francis	2	12	6.0	9	0
Sullivan	6	9	1.5	4	0
Eley	1	3	3.0	3	0
Team	465	1794	3.9	261	12
Opponents	571	2277	4.0	44	13

Passing	Att	Cmp	Yds	Cmp%	Yds/Att	TD	TD%	Int	Int%	Long	Sack/Lost	Rating
Bartkowski	255	115	1662	45.1	6.52	13	5.1	15	5.9	68	19/197	59.3
Sullivan	70	28	380	40.0	5.43	3	4.3	5	7.1	49	8/52	42.6
McQuilken	61	20	253	32.8	4.15	1	1.6	9	14.8	31	5/45	12.6
James	1	1	25	100.0	25.00	0	0.0	0	0.0	25	0/0	118.8
Stanback	1	1	41	100.0	41.00	1	100.0	0	0.0	41	0/0	158.3
Team	388	165	2361	42.5	6.09	18	4.6	29	7.5	68	32/294	47.2
Opponents	437	227	2810	51.9	6.43	16	3.7	25	5.7	71	35/275	60.5

Receiving	No.	Yds	Avg	Long	TD
Jenkins	38	767	20.2	68	6
Mitchell	34	536	15.8	32	4
Burrow	25	323	12.9	23	2
Hampton	21	195	9.3	24	1
Stanback	14	115	8.2	14	0
Thompson	14	92	6.6	14	0
Francis	13	270	20.8	67	4
Herron LG	5	50	10.0	19	0
Tinker TM	3	37	12.3	26	1
Reed	2	1	0.5	1	0
Jones	1	25	25.0	25	0
Team	165	2361	14.3	68	18
Opponents	227	2810	12.4	71	16

Interceptions	No.	Yds	Avg	Long	TD
Lawrence	9	163	18.1	87	1
Brown	4	119	29.8	41	1
Hayes	4	16	4.0	7	0
Brezina	4	11	2.8	8	0
Easterling	3	32	10.7	15	0
Hansen	1	1	1.0	1	0
Team	25	342	13.7	87	2
Opponents	29	602	20.8	61	1

Punting	No.	Yds	Avg	Net	TB	In	Lg	B
James	89	3696	41.5	34.2	13	0	75	1
Team	89	3696	41.5	34.2	13	0	75	1
Opponents	71	2920	41.1	33.7	14	0	62	0

Punt Returns	Ret	FC	Yds	Avg	Long	TD
Herron LG	22	3	183	8.3	24	0
Herron TM	10	1	94	9.4	24	0
Eley	7	0	61	8.7	15	0
Jenkins	6	0	38	6.3	15	0
Tinker TM	6	1	23	3.8	10	0
Mabra	4	1	20	5.0	15	0
Brown	2	2	12	6.0	9	0
Team	35	5	248	7.1	24	0
Opponents	53	6	389	7.3	42	0

Kickoff Returns	No.	Yds	Avg	Long	TD
Francis	14	265	18.9	32	0
Herron LG	13	264	20.3	40	0
Herron TM	11	189	17.2	30	0
Tinker TM	13	307	23.6	33	0
Eley	8	131	16.4	26	0
Byas	5	94	18.8	22	0
Lawrence	4	80	20.0	24	0
Thompson	4	62	15.5	23	0
McCrary	3	48	16.0	19	0
Reed	2	17	8.5	12	0
Davis	1	0	0.0	0	0
Jenkins	1	24	24.0	24	0
Team	66	1217	18.4	33	0
Opponents	45	1038	23.1	51	0

Field Goals	1-19	20-29	30-39	40-49	50+
Mike-Mayer	0/0	3/3	0/3	1/4	0/0
Team	0/0	3/3	0/3	1/4	0/0
Opponents	3/3	8/9	10/17	4/8	0/1

Mike-Mayer: (37N)(48N)(27G)(0)(0)(0)(0)(45N)  
 (23G,44G)(41N,22G)(35N,37N)  
 Opponents: (22G,39G,25G)(29G,45N)(30N,46N,36N)  
 (35N,26G)(37N,35G,25G,20G)(41N)(34N,36G,47G,  
 25G)(45G)(33G,42G,17G)(32N,52N)(30N,37G,18G,  
 36G)(42G,34G,39G)(49N,26G)(24N,34G,30G,19G)

## OFFENSIVE STATISTICS 1966-98

### The 1976 Atlanta Falcons

Statistic	Atl.	Opp.
Total First Downs	191	257
Rushing	78	143
Passing	93	95
Penalty	20	19
3rd Down: Made/Att	66/210	87/221
3rd Down Pct.	31.4	39.4
4th Down: Made/Att	0/0	0/0
4th Down Pct.	0.0	0.0
Possession Avg.	30:00	30:00
Total Net Yards	3103	4578
Avg. Per Game	221.6	327.0
Total Plays	868	949
Avg. Per Play	3.6	4.8
Net Yards Rushing	1689	2577
Avg. Per Game	120.6	184.1
Total Rushes	470	574
Net Yards Passing	1414	2001
Avg. Per Game	101.0	142.9
Sacked/Yards Lost	44/395	35/275
Gross Yards	1809	2276
Att./Completions	354/157	340/184
Completion Pct.	44.4	54.1
Had Intercepted	24	18
Punts/Average	101/42.1	87/38.5
Net Punting Avg.	101/36.2	87/33.1
Penalties/Yards	84/714	102/868
Fumbles/Ball Lost	30/17	30/20
Touchdowns	20	40
Rushing	10	22
Passing	10	14
Returns	0	4

Score By Periods	Q1	Q2	Q3	Q4	OT	PTS
Team	7	61	33	71	0	172
Opponents	41	86	77	108	0	312

Scoring	TD	Rush	Pass	Ret	K-PAT	FG	S	PTS
Mike-Mayer	0	0	0	0	20/20	10/21	0	50
Jenkins	6	0	6	0			0	36
Stanback	4	3	1	0			0	24
Bean	3	2	1	0			0	18
Esposito	2	2	0	0			0	12
Gilliam	2	0	2	0			0	12
Bartkowski	1	1	0	0			0	6
Hunter	1	1	0	0			0	6
Pritchett	1	1	0	0			0	6
Humphrey	0	0	0	0		1	2	
Team	20	10	10	0	20/20	10/21	1	172
Opponents	40	22	14	4	32/39	12/17	2	312

2-Pt. Conversions: Team 0-0, Opponents 0-0

Sacks: Team 35.0, Opponents 44.0

Rushing	No.	Yds	Avg	Long	TD
Bean	124	428	3.5	30	2
Stanback	95	324	3.4	30	3
Collins	91	319	3.5	47	0
Esposito	60	317	5.3	361	2
Thompson	42	152	3.6	10	0
Pritchett	14	74	5.3	16	1
Hunter	14	41	2.9	16	1
McQuiken	9	26	2.9	17	0
Hampton TM	12	24	2.0	10	0
Mitchell	1	-6	-6.0	-6	0
Bartkowski	8	-10	-1.2	2	1
Team	470	1689	3.6	47	10
Opponents	574	2577	4.5	64	22

Receiving	No.	Yds	Avg	Long	TD
Jenkins	41	710	17.3	341	6
Gilliam	21	292	13.9	491	2
Stanback	21	174	8.3	28	1
Mitchell	17	209	12.3	39	0
Esposito	17	88	5.2	13	0
Bean	16	148	9.3	501	1
Thompson	16	111	6.9	26	0
Collins	4	37	9.3	20	0
Francis	2	24	12.0	12	0
Bo. Adams	1	15	15.0	15	0
Pritchett	1	1	1.0	1	0
Team	157	1809	11.5	501	10
Opponents	184	2276	12.4	801	14

Interceptions	No.	Yds	Avg	Long	TD
Lawrence	6	43	7.2	22	0
Brown	3	58	19.3	21	0
Reed	3	48	16.0	42	0
Easterling	3	33	11.0	19	0
McClain	1	13	13.0	13	0
Roberts	1	7	7.0	7	0
Nobis	1	5	5.0	5	0
Team	18	207	11.5	42	0
Opponents	24	469	19.5	83	4

Punting	No.	Yds	Avg	Net	TB	In	Ig	B
James	101	4253	42.1	36.2	12	28	67	0
Team	101	4253	42.1	36.2	12	28	67	0
Opponents	87	3346	38.5	33.1	4	16	52	1

Punt Returns	Ret	FC	Yds	Avg	Long	TD
Lawrence	54	5	372	6.9	24	0
Byas	1	0	8	8.0	8	0
Esposito	1	0	6	6.0	6	0
Farmer	1	0	0	0.0	0	0
Jones	1	0	-1	-1.0	-1	0
Mabra	1	0	0	0.0	0	0
Roberts	1	0	0	0.0	0	0
Team	60	5	385	6.4	24	0
Opponents	52	20	360	6.9	25	0

Kickoff Returns	No.	Yds	Avg	Long	TD
Lawrence	21	521	24.8	36	0
Byas	12	270	22.5	44	0
Francis	9	156	17.3	30	0
Collins	7	141	20.1	24	0
Mabra	3	61	20.3	26	0
Bean	2	38	19.0	21	0
Bo. Adams	1	21	21.0	21	0
Esposito	1	12	12.0	12	0
Jones	1	22	22.0	22	0
Ortega	1	9	9.0	9	0
Roberts	1	0	0.0	0	0
Stanback	1	18	18.0	18	0
Team	60	1269	21.2	44	0
Opponents	38	934	24.6	44	0

Field Goals	1-19	20-29	30-39	40-49	50+
Mike-Mayer	2/2	2/4	1/5	5/10	0/0
Team	2/2	2/4	1/5	5/10	0/0
Opponents	1/1	7/7	2/4	2/5	0/0

Mike-Mayer: (0)(1G)(38N,38N,49N,38N,45G)(40G, 46G,42B)(33G)(37B)(44N,18G,40B,21G)(24N, 22N)(21G)(47N)(19G,44G)  
 Opponents: (25G)(47N,32G)(45N)(118G)(102G, 27G)(1)(27G,33B)(23G)(22G,32N,32G)(42G,29G) (48N,40G)

Passing	Att	Cmp	Yds	Cmp%	Yds/Att	TD	TD%	Int	Int%	Long	Sack/Lost	Rating
McQuiken	121	48	450	39.7	3.72	2	1.7	10	8.3	39	17/164	21.7
Bartkowski	120	57	677	47.5	5.64	2	1.7	9	7.5	501	18/150	39.5
Hunter	110	51	633	46.4	5.75	5	4.5	4	3.6	341	9/81	64.7
Bean	1	1	49	100.0	49.00	1	100.0	0	0.0	491	0/0	158.3
Esposito	1	0	0	0.0	0.00	0	0.0	0	0.0	0	0/0	39.6
Jenkins	1	0	0	0.0	0.00	0	0.0	1	100.0	0	0/0	0.0
Team	354	157	1809	44.4	5.11	10	2.8	24	6.8	501	44/395	41.5
Opponents	340	184	2276	54.1	6.69	14	4.1	18	5.3	801	35/275	66.7

## OFFENSIVE STATISTICS 1966-98

### The 1977 Atlanta Falcons

Statistic	Atl.	Opp.	Receiving		No.	Yds	Avg	Long	TD						
Total First Downs	198	192	Jenkins	39	677	17.4	73t	4							
Rushing	102	100	Stanback	30	261	8.7	36	0							
Passing	80	76	Francis	26	390	15.0	32	1							
Penalty	16	16	Mitchell	17	178	10.5	17	0							
3rd Down: Made/Att	66/224	66/206	Thompson	12	56	4.7	9	0							
3rd Down Pct.	29.5	32.0	Eley	9	60	6.7	14	0							
4th Down: Made/Att	0/0	0/0	McCrary	2	48	24.0	49t	1							
4th Down Pct.	0.0	0.0	Farmer	2	39	19.5	23	0							
Possession Avg.	31:04	28:56	McIntyre	1	27	27.0	27t	1							
Total Net Yards	3246	3242	Ryckman	1	5	5.0	5t	1							
Avg. Per Game	231.9	231.6	Esposito	1	-1	-1.0	-1	0							
Total Plays	919	866	Team	140	1740	12.4	73t	8							
Avg. Per Play	3.5	3.7	Opponents	141	1775	12.6	78	9							
Net Yards Rushing	1890	1858	Interceptions		No.	Yds	Avg	Long	TD						
Avg. Per Game	135.0	132.7	Lawrence	7	138	19.7	36	0							
Total Rushes	582	504	Brown	5	56	11.2	24	0							
Net Yards Passing	1356	1384	Easterling	4	46	11.5	36	0							
Avg. Per Game	96.9	98.9	Ortega	4	15	3.8	6	0							
Sacked/Yards Lost	40/384	42/391	Byas	3	122	40.7	72t	1							
Gross Yards	1740	1775	Pennywell	2	30	15.0	20t	1							
Att./Completions	297/140	320/141	Esposito	1	55	55.0	55	0							
Completion Pct.	47.1	44.1	Team	26	462	17.8	72t	2							
Had Intercepted	16	26	Opponents	16	195	12.2	48	0							
Punts/Average	106/41.2	101/36.3	Punting		No.	Yds	Avg	Net	TB	In	Lg	B			
Net Punting Avg.	106/33.9	101/31.5	James	105	4349	41.4	34.0	13	19	61	0				
Penalties/Yards	101/898	99/860	Mike-Mayer TM	1	23	23.0	23.0	0	1	23	0				
Fumbles/Ball Lost	28/9	35/22	Team	106	4372	41.2	33.9	13	20	61	0				
Touchdowns	20	15	Opponents	101	3665	36.3	31.5	4	10	52	4				
Rushing	9	5	Punt Returns		Ret	FC	Yds	Avg	Long	TD					
Passing	8	9	Lawrence	51	10	352	6.9	37	0						
Returns	3	1	Ryckman	7	2	40	5.7	20	0						
<b>Score By Periods</b>	<b>Q1</b>	<b>Q2</b>	<b>Q3</b>	<b>Q4</b>	<b>OT</b>	<b>PTS</b>	Byas	1	0	10	10	0			
Team	13	61	51	54	0	179	Team	59	12	402	6.8	37	0		
Opponents	27	30	34	38	0	129	Opponents	58	5	519	8.9	48	0		
<b>Scoring</b>	<b>TD</b>	<b>Rush</b>	<b>Pass</b>	<b>Ret</b>	<b>K-PAT</b>	<b>FG</b>	<b>S</b>	<b>PTS</b>	Kickoff Returns		No.	Yds	Avg	Long	TD
Stanback	6	6	0	0		0	0	36	Farmer	21	419	20.0	30	0	
Steinfort	0	0	0	0	13/13	6/11	0	31	Moriarty	8	136	17.0	22	0	
Mike-Mayer TM	0	0	0	0	7/7	7/19	0	28	Eley	1	16	16.0	16	0	
Jenkins	4	0	4	0			0	24	Francis	1	22	22.0	22	0	
Byas	1	0	0	1			0	6	Lawrence	1	13	13.0	13	0	
Eley	1	1	0	0			0	6	McIntyre	1	15	15.0	15	0	
Francis	1	0	1	0			0	6	Ryckman	1	0	0.0	0	0	
Hunter	1	1	0	0			0	6	Team	34	621	18.3	30	0	
McCrary	1	0	1	0			0	6	Opponents	43	1021	23.7	84t	1	
McIntyre	1	0	1	0			0	6	Field Goals		1-19	20-29	30-39	40-49	50+
Ortega	1	0	0	1			0	6	Mike-Mayer TM	0/0	3/4	3/8	1/6	0/1	
Pennywell	1	0	0	1			0	6	Steinfort	0/0	3/3	2/4	1/3	0/1	
Ryckman	1	0	1	0			0	6	Team	0/0	6/7	5/12	2/9	0/2	
Thompson	1	1	0	0			0	6	Opponents	0/0	2/5	4/5	3/6	0/0	
Team	20	9	8	3	20/20	13/30	0	179	Steinfort: (0)(0)(0)(0)(24G)(35N,31G)(31G,40G)(26G,51N,42N)(25G)(36N,46N)(0)						
Opponents	15	5	9	1	12/14	9/16	0	129	Team: (33G,42N)(47N,23G,52B,27G)(31N,35G,27N,30N)(34N)(44N)(36N,32G,44G,21G,47N)(37N,44B)(24G)(35N,31G)(31G,40G)(26G,51N,42N)(25G)(36N,46N)(0)						
<b>2-Pt. Conversions:</b> Team 0-0, Opponents 0-0										Opponents: (0)(26G)(47G)(0)(30G,27N)(40G)(42B,27N)(43G)(48N)(0)(47N,36G,32G,29G,35B)(36G)(29N)					
<b>Sacks:</b> Team 42.0, Opponents 40.0															
Rushing	No.	Yds	Avg	Long	TD										
Stanback	247	873	3.5	35	6										
Thompson	132	478	3.6	22	1										
Eley	97	273	2.8	16	1										
Esposito	34	101	3.0	23	0										
Hunter	28	70	2.5	18	1										
McIntyre	13	65	5.0	11	0										
Bartkowski	18	13	0.7	8	0										
Jenkins	2	7	3.5	9	0										
Pritchett	3	7	2.3	6	0										
Francis	4	6	1.5	11	0										
Farmer	1	4	4.0	4	0										
McQuilken	2	-1	-0.5	0	0										
Mitchell	1	-6	-6.0	-6	0										
Team	582	1890	3.2	35	9										
Opponents	504	1858	3.7	51	5										
Passing	Att	Cmp	Yds	Cmp%	Yds/Att	TD	TD%	Int	Int%	Long	Sack/Lost	Rating			
Hunter	151	70	898	46.4	5.95	2	1.3	3	2.0	49t	11/88	61.6			
Bartkowski	136	64	796	47.1	5.85	5	3.7	13	9.6	73t	29/296	38.4			
McQuilken	7	5	47	71.4	6.71	1	14.3	0	0.0	14	0/0	129.2			
Esposito	1	0	0	0.0	0.00	0	0.0	0	0.0	0	0/0	39.6			
James	1	0	0	0.0	0.00	0	0.0	0	0.0	0	0/0	39.6			
Jones	1	1	-1	100.0	-1.00	0	0.0	0	0.0	-1	0/0	79.2			
Team	297	140	1740	47.1	5.86	8	2.7	16	5.4	73t	40/384	52.3			
Opponents	320	141	1775	44.1	5.55	9	2.8	26	8.1	78	42/391	37.4			

## OFFENSIVE STATISTICS 1966-98

### The 1978 Atlanta Falcons

Statistic	Atl.	Opp.
Total First Downs	253	267
Rushing	90	117
Passing	133	113
Penalty	36	37
3rd Down: Made/Att	78/238	89/259
3rd Down Pct.	32.8	34.4
4th Down: Made/Att	0/0	0/0
4th Down Pct.	0.0	0.0
Possession Avg.	29:57	30:03
Total Net Yards	4062	4431
Avg. Per Game	253.9	276.9
Total Plays	1038	1069
Avg. Per Play	3.9	4.1
Net Yards Rushing	1660	2067
Avg. Per Game	103.8	129.2
Total Rushes	533	578
Net Yards Passing	2402	2364
Avg. Per Game	150.1	147.8
Sacked/Yards Lost	56/481	47/425
Gross Yards	2883	2789
Att./Completions	449/221	444/215
Completion Pct.	49.2	48.4
Had Intercepted	23	12
Punts/Average	110/38.4	108/36.6
Net Punting Avg.	110/34.0	108/31.8
Penalties/Yards	130/1083	116/1010
Fumbles/Ball Lost	41/18	46/25
Touchdowns	27	36
Rushing	13	21
Passing	11	11
Returns	3	4

Score By Periods	Q1	Q2	Q3	Q4	OT	PTS
Team	33	80	41	86	0	240
Opponents	54	117	47	72	0	290

Scoring	TD	Rush	Pass	Ret	K-PAT	FG	S	PTS
Mazzetti	0	0	0	0	18/18	13/16	0	57
Stanback	5	5	0	0			0	30
Bean	4	3	1	0			0	24
Francis	3	0	3	0			0	18
Steinfort	0	0	0	0	8/9	3/10	0	17
Bartkowski	2	2	0	0			0	12
A. Jackson	2	0	2	0			0	12
Mitchell	2	0	2	0			0	12
Patton	2	1	1	0			0	12
Ryckman	2	0	2	0			0	12
Strong	2	2	0	0			0	12
Byas	1	0	0	1			0	6
Moriarty	1	0	0	1			0	6
Pearson	1	0	0	1			0	6
McClain	0	0	0	0		1	2	6
Reed	0	0	0	0		1	2	6
Team	27	13	11	3	26/27	16/26	2	240
Opponents	36	21	11	4	35/36	13/23	0	290

2-Pt. Conversions: Team 0-0, Opponents 0-0

Sacks: Team 47.0, Opponents 56.0

Rushing	No.	Yds	Avg	Long	TD
Bean	193	707	3.7	25t	3
Stanback	188	588	3.1	26	5
Patton	68	206	3.0	15	1
Strong	30	99	3.3	14	2
Bartkowski	33	60	1.8	8	2
Esposito	7	21	3.0	7	0
Pearson	1	1	1.0	1	0
Jones	10	-3	-0.3	17	0
Franklin	1	-8	-8.0	-8	0
Francis	2	-11	-5.5	-5	0
Team	533	1660	3.1	26	13
Opponents	578	2067	3.6	73t	21

Passing	Att	Cmp	Yds	Cmp%	Yds/Att	TD	TD%	Int	Int%	Long	Sack/Lost	Rating
Bartkowski	369	187	2489	50.7	6.75	10	2.7	18	4.9	71	39/349	61.1
Jones	79	34	394	43.0	4.99	1	1.3	4	5.1	38t	17/132	41.9
Bean	1	0	0	0.0	0.00	0	0.0	1	100.0	0	0/0	0.0
Team	449	221	2883	49.2	6.42	11	2.4	23	5.1	71	56/481	56.7
Opponents	444	215	2789	48.4	6.28	11	2.5	12	2.7	71t	47/425	65.6

Receiving	No.	Yds	Avg	Long	TD
Francis	45	695	15.4	54t	3
Ryckman	45	679	15.1	59t	2
Mitchell	32	366	11.4	24	2
Bean	31	209	6.7	38t	1
A. Jackson	26	526	20.2	71	2
Stanback	12	108	9.0	20	0
Patton	10	90	9.0	32	1
Strong	7	56	8.0	21	0
Pearson	5	71	14.2	23	0
Esposito	3	10	3.3	4	0
Jenkins	2	28	14.0	22	0
Wright	2	26	13.0	18	0
Franklin	1	19	19.0	19	0
Team	221	2883	13.0	71	11
Opponents	215	2789	13.0	71t	11

Interceptions	No.	Yds	Avg	Long	TD
Lawrence	6	76	12.7	44	0
Byas	2	37	18.5	32	0
Reed	1	38	38.0	38	0
Faumuina	1	7	7.0	7	0
Easterling	1	1	1.0	1	0
Pridemore	1	0	0.0	0	0
Team	12	159	13.3	44	0
Opponents	23	252	11.0	46	2

Punting	No.	Yds	Avg	Net	TB	In	Lg	B
James	109	4227	38.8	34.0	9	24	57	1
Team	110	4227	38.4	34.0	9	24	57	1
Opponents	108	3958	36.6	31.8	9	22	63	5

Punt Returns	Ret	FC	Yds	Avg	Long	TD
Ryckman	28	18	227	8.1	38	0
A. Jackson	11	6	89	8.1	32	0
Byas	2	0	12	6.0	12	0
Lawrence	1	1	17	17.0	17	0
Glazebrook	0	1	0	---	---	0
Team	-42	26	345	8.2	38	0
Opponents	54	20	305	5.6	21	0

Kickoff Returns	No.	Yds	Avg	Long	TD
Pearson	25	662	26.5	100t	1
Franklin	11	258	23.5	33	0
A. Jackson	11	225	20.5	30	0
Pridemore	4	71	17.8	20	0
Strong	3	50	16.7	23	0
Fields	2	21	10.5	20	0
Wright	2	31	15.5	16	0
Mitchell	1	14	14.0	14	0
Team	59	1332	22.6	100t	1
Opponents	49	1141	23.3	60	0

Field Goals	1-19	20-29	30-39	40-49	50+
Mazzetti	0/0	7/7	6/9	0/0	0/0
Steinfort	0/0	1/2	1/5	1/3	0/0
Team	0/0	8/9	7/14	1/3	0/0
Opponents	3/3	4/5	4/6	2/9	0/0

Mazzetti: (0)(0)(0)(0)(0)(37B,21G,29G)(21G,37G,30G,26G,37G)(0)(22G,32G)(0)(37N,39G,28G)(0)(21G,34N,32G)(0)  
 Steinfort: (43N,30G,48G)(0)(24G,36N)(30B)(29B,48N)(34N,31N)0000000000  
 Opponents: (0)(19G)(43G)(0)(27N,34N,23G,45G)(21G)(42B)(30N,35G)(49N,43N)(19G)(21G)(45N,32G,37G)(40N,18G)(32G,46N)(21G,46N)(0)

## OFFENSIVE STATISTICS 1966-98

### The 1979 Atlanta Falcons

Statistic	Atl.	Opp.
Total First Downs	303	311
Rushing	126	109
Passing	150	177
Penalty	27	25
3rd Down: Made/Att	82/221	110/253
3rd Down Pct.	37.1	43.5
4th Down: Made/Att	0/0	0/0
4th Down Pct.	0.0	0.0
Possession Avg.	29:51	30:09
Total Net Yards	4929	5759
Avg. Per Game	308.1	359.9
Total Plays	1033	1071
Avg. Per Play	4.8	5.4
Net Yards Rushing	2200	2163
Avg. Per Game	137.5	135.2
Total Rushes	500	555
Net Yards Passing	2729	3596
Avg. Per Game	170.6	224.8
Sacked/Yards Lost	54/398	29/203
Gross Yards	3127	3799
Att./Completions	479/251	487/268
Completion Pct.	52.4	55.0
Had Intercepted	23	15
Punts/Average	84/39.2	73/37.3
Net Punting Avg.	84/35.2	73/31.1
Penalties/Yards	112/1026	98/815
Fumbles/Ball Lost	31/20	35/20
Touchdowns	38	47
Rushing	15	27
Passing	19	17
Returns	4	3

Score By Periods	Q1	Q2	Q3	Q4	OT	PTS
Team	34	90	59	111	6	300
Opponents	79	156	57	93	3	388

Scoring	TD	Rush	Pass	Ret	K-PAT	FG	S	PTS
Mazzetti	0	0	0	0	31/37	13/25	0	70
Francis	8	0	8	0			0	48
Andrews	5	3	2	0			0	30
Stanback	5	5	0	0			0	30
Cain	4	2	2	0			0	24
Jenkins	3	0	3	0			0	18
Bartkowski	2	2	0	0			0	12
Mayberry	2	1	0	1			0	12
Mitchell	2	0	2	0			0	12
Ryckman	2	0	2	0			0	12
Bean	1	1	0	0			0	6
Byas	1	0	0	1			0	6
Lawrence	1	0	0	1			0	6
Moroski	1	1	0	0			0	6
Pennywell	1	0	0	1			0	6
Lewis	0	0	0	0			1	2
Team	38	15	19	4	31/37	13/25	1	300
Opponents	47	27	17	3	44/47	20/29	1	388

2-Pt. Conversions: Team 0-0, Opponents 0-0

Sacks: Team 29.0, Opponents 54.0

Rushing	No.	Yds	Avg	Long	TD
Andrews	239	1023	4.3	23	3
Bean	88	393	4.5	60	1
Cain	63	295	4.7	35	2
Stanback	36	202	5.6	55	5
Mayberry	45	193	4.3	21	1
Bartkowski	14	36	2.6	18	2
Moroski	3	31	10.3	19	1
Jones	6	19	3.2	9	0
Strong	2	7	3.5	4	0
Patton TM	3	1	0.3	2	0
James	1	0	0.0	0	0
Team	500	2200	4.4	60	15
Opponents	555	2163	3.9	69	27

Passing	Att	Cmp	Yds	Cmp%	Yds/Att	TD	TD%	Int	Int%	Long	Sack/Lost	Rating
Bartkowski	380	204	2505	53.7	6.59	17	4.5	20	5.3	57	39/286	67.3
Jones	83	38	505	45.8	6.08	2	2.4	3	3.6	49	13/100	58.6
Moroski	15	8	97	53.3	6.47	0	0.0	0	0.0	23	2/12	73.5
James	1	1	20	100.0	20.00	0	0.0	0	0.0	20	0/0	118.8
Team	479	251	3127	52.4	6.53	19	4.0	23	4.8	57	54/398	66.2
Opponents	487	268	3799	55.0	7.80	17	3.5	15	3.1	64	29/203	79.2

Receiving	No.	Yds	Avg	Long	TD
Francis	74	1013	13.7	42	8
Jenkins	50	858	17.2	57	3
Andrews	39	309	7.9	34	2
Mitchell	16	118	7.4	14	2
Cain	15	181	12.1	28	2
Stanback	13	89	6.8	22	0
Bean	12	137	11.4	49	0
Jackson	11	156	14.2	23	0
Pearson	7	119	17.0	40	0
Mayberry	7	48	6.9	19	0
Ryckman	4	59	14.8	20	2
Glazebrook	1	20	20.0	20	0
Mikeska	1	14	14.0	14	0
Strong	1	6	6.0	6	0
Team	251	3127	12.5	57	19
Opponents	268	3799	14.2	64	17

Interceptions	No.	Yds	Avg	Long	TD
Lawrence	6	120	20.0	38	0
Pridemore	2	20	10.0	20	0
Easterling	2	5	2.5	5	0
Reed	2	0	0.0	0	0
Pennywell	1	39	39.0	39	1
Byas	1	34	34.0	34	0
Mayberry	1	6	6.0	6	1
Team	15	224	14.9	39	2
Opponents	23	362	15.7	54	2

Punting	No.	Yds	Avg	Net	TB	In	Lg	B
James	83	3296	39.7	35.2	4	12	62	1
Team	84	3296	39.2	35.2	4	12	62	1
Opponents	73	2721	37.3	31.1	13	14	52	1

Punt Returns	Ret	FC	Yds	Avg	Long	TD
Pearson	12	10	115	9.6	60	0
Ryckman	12	5	72	6.0	15	0
Glazebrook	1	0	-1	-1.0	-1	0
McClain	1	0	2	2.0	2	0
Team	26	15	188	7.2	60	0
Opponents	41	26	259	6.3	31	0

Kickoff Returns	No.	Yds	Avg	Long	TD
Pearson	30	570	19.0	29	0
Strong	15	343	22.9	33	0
Pridemore	9	111	12.3	21	0
Cain	7	149	21.3	32	0
Stanback	6	109	18.2	24	0
Mayberry	4	49	12.3	16	0
Byas	1	19	19.0	19	0
Jackson	1	20	20.0	20	0
Team	73	1370	18.8	33	0
Opponents	61	1312	21.5	89	0

Field Goals	1-19	20-29	30-39	40-49	50+
Mazzetti	0/0	9/11	1/6	3/7	0/1
Team	0/0	9/11	1/6	3/7	0/1
Opponents	1/1	7/8	6/9	5/7	1/4

Mazzetti: (27G,43G,52N)(41N)(46B,25G,31N)(24G, 26G,22G,47N)(23G,48G,42G,27N)(39N,32N)(23G) (25N)(30G,38N)(23G,35N)(0)(42N)(0)(22G) Opponents: (37G,38G)(35G)(24G,32N,24G)(50N, 51N,20G)(45G,49N,53G,37G)(38N,27N)(40G,30G, 33N,47G)(24G)(0)(42G)(0)(23G,44G,21G)(35G,53N) (45N,18G,24G)(0)

## OFFENSIVE STATISTICS 1966-98

### The 1980 Atlanta Falcons

Statistic	Atl.	Opp.
Total First Downs	336	298
Rushing	145	100
Passing	166	175
Penalty	25	23
3rd Down: Made/Att	87/222	91/227
3rd Down Pct.	39.2	40.1
4th Down: Made/Att	0/0	0/0
4th Down Pct.	0.0	0.0
Possession Avg.	30:32	29:28
Total Net Yards	5649	5264
Avg. Per Game	353.1	329.0
Total Plays	1061	1051
Avg. Per Play	5.3	5.0
Net Yards Rushing	2405	1670
Avg. Per Game	150.3	104.4
Total Rushes	559	441
Net Yards Passing	3244	3594
Avg. Per Game	202.8	224.6
Sacked/Yards Lost	35/324	46/396
Gross Yards	3568	3990
Att./Completions	467/259	564/333
Completion Pct.	55.5	59.0
Had Intercepted	17	26
Punts/Average	79/39.1	85/41.3
Net Punting Avg.	79/34.3	85/33.4
Penalties/Yards	91/861	101/919
Fumbles/Ball Lost	32/9	33/16
Touchdowns	50	32
Rushing	15	8
Passing	31	24
Returns	4	0

Score By Periods	Q1	Q2	Q3	Q4	OT	PTS
Team	76	92	102	129	6	405
Opponents	75	74	38	82	3	272

Scoring	TD	Rush	Pass	Ret	K-PAT	FG	S	PTS
Mazzetti	0	0	0	0	46/49	19/27	0	103
Cain	9	8	1	0			0	54
J. Miller	9	0	9	0			0	54
Francis	7	0	7	0			0	42
Jackson	7	0	7	0			0	42
Jenkins	6	0	6	0			0	36
Andrews	5	4	1	0			0	30
Bartkowski	2	2	0	0			0	12
Williams	1	0	0	1			1	8
Curry	1	0	0	1			0	6
Reed	1	0	0	1			0	6
Richardson	1	0	0	1			0	6
Strong	1	1	0	0			0	6
Team	50	15	31	4	46/49	19/27	1	405
Opponents	32	8	24	0	30/32	16/25	1	272

2-Pt. Conversions: Team 0-0, Opponents 0-0

Sacks: Team 46.0, Opponents 35.0

Rushing	No.	Yds	Avg	Long	TD
Andrews	265	1308	4.9	33	4
Cain	235	914	3.9	37	8
Mayberry	18	88	4.9	24	0
Strong	6	42	7.0	21	1
Bartkowski	25	35	1.4	11	2
James	1	13	13.0	13	0
Anderson	6	5	0.8	8	0
Francis	1	2	2.0	2	0
J. Miller	2	-2	-1.0	0	0
Team	559	2405	4.3	37	15
Opponents	441	1670	3.8	40	8

Receiving	No.	Yds	Avg	Long	TD
Jenkins	58	1035	17.8	57	6
Francis	54	862	16.0	81	7
Andrews	51	456	8.9	26	1
J. Miller	46	584	12.7	36	9
Cain	24	223	9.3	30	1
Jackson	22	403	18.3	54	7
Mayberry	3	1	0.3	6	0
Mikeska	1	4	4.0	4	0
Team	259	3568	13.8	81	31
Opponents	333	3990	12.0	93	24

Interceptions	No.	Yds	Avg	Long	TD
Richardson	7	139	19.9	52	0
Johnson	4	49	12.3	33	0
Lawrence	3	37	12.3	37	0
Curry	3	13	4.3	9	0
Williams	2	55	27.5	32	0
Glazebrook	2	6	3.0	6	0
Pridemore	2	2	1.0	2	0
Laughlin	1	7	7.0	7	0
Yeates	1	5	5.0	5	0
Jones	1	0	0.0	0	0
Team	26	313	12.0	52	0
Opponents	17	143	8.4	30	0

Punting	No.	Yds	Avg	Net	TB	In	Lg	B
James	79	3087	39.1	34.3	7	25	59	0
Team	79	3087	39.1	34.3	7	25	59	0
Opponents	85	3512	41.3	33.4	7	15	65	1

Punt Returns	Ret	FC	Yds	Avg	Long	TD
R. Smith	27	4	262	9.7	25	0
Johnson	23	5	281	12.2	56	0
Lawrence	3	0	-7	-2.3	6	0
Glazebrook	0	1	0	—	—	0
Team	53	10	536	10.1	56	0
Opponents	36	18	240	6.7	64	0

Kickoff Returns	No.	Yds	Avg	Long	TD
R. Smith	25	512	20.5	35	0
Strong	10	168	16.8	31	0
Anderson	7	97	13.9	23	0
Jackson	3	70	23.3	36	0
Pridemore	3	39	13.0	20	0
M. Smith	3	58	19.3	26	0
Daykin	1	3	3.0	3	0
Fields	1	11	11.0	11	0
Team	53	958	18.1	36	0
Opponents	73	1579	21.6	87	0

Field Goals	1-19	20-29	30-39	40-49	50+
Mazzetti	2/2	8/8	4/7	4/8	1/2
Team	2/2	8/8	4/7	4/8	1/2
Opponents	0/0	6/6	3/6	6/11	1/2

Mazzetti: (23G)(26G,27G,39G)(37G,50B)(40G,23G)(28G,33G)(1)(44N)(28G,50G,44G)(42G,44G,36N,42N,46N)(19G)(47N,23G)(26G,37G)(35N)(39N,18G) Opponents: (44B,27G)(1)(28G,27G)(47G)(43G,32G)(30N)(43N)(23G,41N,55N)(37B)(34G,37G)(1)(41G)(51G,46G)(40G)(41G)(47N,26G,37N,47B,23G)

Passing	Att	Cmp	Yds	Cmp%	Yds/Att	TD	TD%	Int	Int%	Long	Sack/Lost	Rating
Bartkowski	463	257	3544	55.5	7.65	31	6.7	16	3.5	81	35/324	88.2
Moroski	3	2	24	66.7	8.00	0	0.0	0	0.0	18	0/0	91.0
James	1	0	0	0.0	0.00	0	0.0	1	100.0	0	0/0	0.0
Team	467	259	3568	55.5	7.64	31	6.6	17	3.6	81	35/324	87.1
Opponents	564	333	3990	59.0	7.07	24	4.3	26	4.6	93	46/396	75.7

## OFFENSIVE STATISTICS 1966-98

### The 1981 Atlanta Falcons

Statistic	Atl.	Opp.	Receiving	No.	Yds	Avg	Long	TD							
Total First Downs	318	303	Andrews	81	735	9.1	70r	2							
Rushing	116	94	Jenkins	70	1358	19.4	67	13							
Passing	176	172	Cain	55	421	7.7	28	2							
Penalty	26	37	Jackson	37	604	16.3	49	6							
3rd Down: Made/Att	93/227	73/218	Miller	32	398	12.4	37	3							
3rd Down Pct.	41.0	33.5	Francis	30	441	14.7	36	4							
4th Down: Made/Att	0/0	0/0	Mayberry	3	4	1.3	6	0							
4th Down Pct.	0.0	0.0	Mikeska	2	16	8.0	11	0							
Possession Avg.	29:34	30:26	Strong	1	9	9.0	9	0							
Total Net Yards	5864	5354	Team	311	3986	12.8	70r	30							
Avg. Per Game	354.0	334.6	Opponents	322	3927	12.2	80	30							
Total Plays	1095	1053	Interceptions	No.	Yds	Avg	Long	TD							
Avg. Per Play	5.2	5.1	Pridemore	7	221	31.6	101r	1							
Net Yards Rushing	1965	1666	Butler	5	86	17.2	41	0							
Avg. Per Game	122.8	104.1	Johnson	3	35	11.7	23	0							
Total Rushes	495	459	E. Jones	2	42	21.0	39	0							
Net Yards Passing	3699	3688	Glazebrook	2	21	10.5	18	0							
Avg. Per Game	231.2	230.5	Curry	1	35	35.0	35r	1							
Sacked/Yards Lost	37/287	29/239	Williams	1	25	25.0	25	0							
Gross Yards	3986	3927	Kuykendall	1	20	20.0	20r	1							
Att./Completions	563/311	565/322	Richardson	1	9	9.0	9	0							
Completion Pct.	55.2	57.0	Gaison	1	0	0.0	0	0							
Had Intercepted	24	25	Musser	1	0	0.0	0	0							
Punts/Average	88/40.3	96/42.2	Team	25	494	19.8	101r	3							
Net Punting Avg.	88/32.6	96/35.9	Opponents	24	301	12.5	94	0							
Penalties/Yards	90/940	97/814	Punting	No.	Yds	Avg	Net	TB	In	Lg	B				
Fumbles/Ball Lost	31/17	43/21	James	87	3543	40.7	32.6	5	13	62	1				
Touchdowns	52	43	Team	88	3543	40.3	32.6	5	13	62	1				
Rushing	15	10	Opponents	96	4050	42.2	35.9	11	17	66	0				
Passing	30	30	Punt Returns	Ret	FC	Yds	Avg	Long	TD						
Returns	7	3	Woerner	33	16	278	8.4	38	0						
Score By Periods	Q1	Q2	Q3	Q4	OT	PTS	R. Smith	12	3	99	6.3	53	0		
Team	71	134	95	126	0	426	Johnson	4	0	6	1.5	4	0		
Opponents	64	158	49	81	3	355	Pridemore	1	0	0	0.0	0	0		
Scoring	TD	Rush	Pass	Ret	K-PAT	FG	S	PTS	Team	50	19	383	7.7	53	0
Luckhurst	0	0	0	0	51/51	21/33	0	114	Opponents	59	10	577	9.8	84r	2
Jenkins	13	0	13	0			0	78	Kickoff Returns	No.	Yds	Avg	Long	TD	
Andrews	12	10	2	0			0	72	R. Smith	47	1143	24.3	52	0	
Jackson	7	0	8	1			0	42	Woerner	10	210	21.0	27	0	
Cain	6	4	2	0			0	36	Gaison	3	43	14.3	24	0	
Francis	5	1	4	0			0	30	Mayberry	2	23	11.5	15	0	
Miller	3	0	3	0			0	18	Team	62	1419	22.9	52	0	
Johnson	2	0	0	2			0	12	Opponents	67	1286	19.2	67	0	
Curry	1	0	0	1			0	6	Field Goals	1-19	20-29	30-39	40-49	50+	
Kuykendall	1	0	0	1			0	6	Luckhurst	1/2	7/7	8/12	5/11	0/1	
Pridemore	1	0	0	1			0	6	Team	1/2	7/7	8/12	5/11	0/1	
Williams	1	0	0	1			0	6	Opponents	0/0	8/10	3/9	7/9	0/1	
Team	52	15	30	7	51/51	21/33	0	426	Luckhurst: (37N)(32G,42N)(47G,33N,18G)(35G)						
Opponents	43	10	30	3	41/43	18/29	1	355	(19N,35G,43G)(124G,37G)(45N,29G)(25G,22G)						

Score By Periods	Q1	Q2	Q3	Q4	OT	PTS
Team	71	134	95	126	0	426
Opponents	64	158	49	81	3	355

Scoring	TD	Rush	Pass	Ret	K-PAT	FG	S	PTS
Luckhurst	0	0	0	0	51/51	21/33	0	114
Jenkins	13	0	13	0			0	78
Andrews	12	10	2	0			0	72
Jackson	7	0	8	1			0	42
Cain	6	4	2	0			0	36
Francis	5	1	4	0			0	30
Miller	3	0	3	0			0	18
Johnson	2	0	0	2			0	12
Curry	1	0	0	1			0	6
Kuykendall	1	0	0	1			0	6
Pridemore	1	0	0	1			0	6
Williams	1	0	0	1			0	6
Team	52	15	30	7	51/51	21/33	0	426
Opponents	43	10	30	3	41/43	18/29	1	355

2-Pt. Conversions: Team 0-0, Opponents 0-0

Sacks: Team 29.0, Opponents 37.0

Rushing	No.	Yds	Avg	Long	TD
Andrews	289	1301	4.5	29	10
Cain	156	542	3.5	35	4
Mayberry	18	66	3.7	11	0
Robinson	9	24	2.7	5	0
Moroski	3	17	5.7	14	0
Francis	1	8	8.0	8r	1
Strong	3	6	2.0	3	0
Jackson	2	5	2.5	5	0
Bartkowski	11	2	0.2	5	0
Daykin	1	2	2.0	2	0
J. Jones	1	-1	-1.0	-1	0
James	1	-7	-7.0	-7	0
Team	495	1965	4.0	35	15
Opponents	459	1666	3.6	43	10

Passing	Att	Cmp	Yds	Cmp%	Yds/Att	TD	TD%	Int	Int%	Long	Sack/Lost	Rating
Bartkowski	533	297	3829	55.7	7.18	30	5.6	23	4.3	70r	37/287	79.2
Moroski	26	12	132	46.2	5.08	0	0.0	1	3.8	22	0/0	45.7
J. Jones	3	2	25	66.7	8.33	0	0.0	0	0.0	14	0/0	92.4
James	1	0	0	0.0	0.00	0	0.0	0	0.0	0	0/0	39.6
Team	563	311	3986	55.2	7.08	30	5.3	24	4.3	70r	37/287	77.6
Opponents	565	322	3927	57.0	6.95	30	5.3	25	4.4	80	29/239	77.8

## OFFENSIVE STATISTICS 1966-98

### The 1982 Atlanta Falcons

Statistic	Atl.	Opp.	Receiving		No.	Yds	Avg	Long	TD				
Total First Downs	190	170	Andrews	42	503	12.0	86t	2					
Rushing	79	66	A. Jackson	26	361	13.9	40	1					
Passing	92	84	Jenkins	24	347	14.5	43t	1					
Penalty	19	20	Riggs	23	185	8.0	15	0					
3rd Down: Made/Att	49/118	38/109	Miller	20	221	11.1	39	1					
3rd Down Pct.	41.5	34.9	Hodge	14	160	11.4	23	0					
4th Down: Made/Att	4/6	5/8	Cain	13	101	7.8	17t	1					
4th Down Pct.	66.7	62.5	Robinson	7	55	7.9	29	2					
Possession Avg.	32:51	27:09	Bailey	2	24	12.0	15	1					
Total Net Yards	2963	2848	Mikecka	2	19	9.5	12	0					
Avg. Per Game	329.2	316.4	B. Johnson	2	11	5.5	6	0					
Total Plays	610	551	Krepfle	1	5	5.0	5	0					
Avg. Per Play	4.9	5.2	Team	176	1992	11.3	86t	9					
Net Yards Rushing	1181	1044	Opponents	157	1945	12.4	80t	12					
Avg. Per Game	131.2	116.0	Interceptions		No.	Yds	Avg	Long	TD				
Total Rushes	310	253	K. Johnson	2	30	15.0	30	0					
Net Yards Passing	1782	1804	Kuykendall	2	22	11.0	22	0					
Avg. Per Game	198.0	200.4	Butler	2	0	0.0	0	0					
Sacked/Yards Lost	25/210	18/141	Pridemore	1	28	28.0	28	0					
Gross Yards	1992	1945	Glazebrook	1	10	10.0	10	0					
Att./Completions	275/176	280/157	Curry	1	0	0.0	0	0					
Completion Pct.	64.0	56.1	Gaison	1	0	0.0	0	0					
Had Intercepted	11	10	Team	10	90	9.0	30	0					
Punts/Average	43/39.3	38/41.7	Opponents	11	58	5.3	19	0					
Net Punting Avg.	43/32.4	38/33.5	Punting		No.	Yds	Avg	Net	TB	In	Lg	B	
Penalties/Yards	77/655	60/549	Smigelsky	26	1000	38.5	33.9	2	6	54	0		
Fumbles/Ball Lost	14/10	24/15	Roberts	17	690	40.6	30.1	3	3	54	0		
Touchdowns	22	26	Team	43	1690	39.3	32.4	5	9	54	0		
Rushing	12	13	Opponents	38	1585	41.7	33.5	2	6	64	0		
Passing	9	12	Punt Returns		Ret	FC	Yds	Avg	Long	TD			
Returns	1	1	B. Johnson	24	4	273	11.4	71	0				
Score By Periods	Q1	Q2	Q3	Q4	OT	PTS	Team	24	4	273	11.4	71	0
Team	17	68	44	54	0	183	Opponents	24	3	197	8.2	35	0
Opponents	49	69	30	51	0	199	Kickoff Returns		No.	Yds	Avg	Long	TD

Scoring	TD	Rush	Pass	Ret	K-PAT	FG	S	PTS
Luckhurst	0	0	0	0	21/22	10/14	0	51
Andrews	7	5	2	0	0	0	0	42
Riggs	5	5	0	0	0	0	0	30
Cain	2	1	1	0	0	0	0	12
Robinson	2	0	2	0	0	0	0	12
Bailey	1	0	1	0	0	0	0	6
Bartkowski	1	1	0	0	0	0	0	6
Glazebrook	1	0	0	1	0	0	0	6
A. Jackson	1	0	1	0	0	0	0	6
Jenkins	1	0	1	0	0	0	0	6
Miller	1	0	1	0	0	0	0	6
Team	22	12	9	1	21/22	10/14	0	183
Opponents	26	13	12	1	25/26	6/12	0	199

2-Pt. Conversions: Team 0-0, Opponents 0-0

Sacks: Smith 3.5, Williams 3.0, Merrow 2.5, Richardson 2.0, Rogers 2.0, Curry 1.0, K. Johnson 1.0, Perko 1.0, Yeates 1.0, Zele 1.0, Team 18.0, Opponents 25.0

Rushing	No.	Yds	Avg	Long	TD
Andrews	139	573	4.1	19t	5
Riggs	78	299	3.8	37	5
Cain	54	173	3.2	8	1
Robinson	19	108	5.7	16	0
Hodge	2	11	5.5	11	0
Strong	4	9	2.3	4	0
Bartkowski	13	4	0.3	10	1
A. Jackson	1	4	-4.0	4	0
Team	310	1181	3.8	37	12
Opponents	253	1044	4.1	41	13

Passing	Att	Cmp	Yds	Cmp%	Yds/Att	TD	TD%	Int	Int%	Long	Sack/Lost	Rating
Bartkowski	262	166	1905	63.4	7.27	8	3.1	11	4.2	86t	20/177	77.9
Moroski	13	10	87	76.9	6.69	1	7.7	0	0.0	15	4/31	119.7
Andrews	0	0	0	—	—	0	—	0	—	0	1/2	—
Team	275	176	1992	64.0	7.24	9	3.3	11	4.0	86t	25/210	79.8
Opponents	280	157	1945	56.1	6.95	12	4.3	10	3.6	80t	18/141	77.2

## OFFENSIVE STATISTICS 1966-98

### The 1983 Atlanta Falcons

Statistic	Atl.	Opp.	Receiving	No.	Yds	Avg	Long	TD					
Total First Downs	325	342	B. Johnson	64	709	11.1	471	4					
Rushing	118	139	Andrews	59	609	10.3	40	4					
Passing	190	187	Bailey	55	881	16.0	53	6					
Penalty	17	16	Jenkins	38	487	12.8	26	1					
3rd Down: Made/Att	108/223	95/202	Hodge	25	280	11.2	76	4					
3rd Down Pct.	48.4	47.0	Riggs	17	149	8.8	25	0					
4th Down: Made/Att	9/14	6/10	J. Miller	16	125	7.8	19	0					
4th Down Pct.	64.3	60.0	Jackson	13	220	16.9	54	3					
Possession Avg.	30:12	29:48	Robinson	12	100	8.3	15	0					
Total Net Yards	5628	5826	Cox	9	83	9.2	19	1					
Avg. Per Game	351.8	364.1	Young	6	74	12.3	19	1					
Total Plays	1054	1023	Matthews	3	37	12.3	23	0					
Avg. Per Play	5.3	5.7	Cain	3	24	8.0	11	0					
Net Yards-Rushing	2224	2309	Curran	1	15	15.0	15	0					
Avg. Per Game	139.0	144.3	Team	321	3793	11.8	76	24					
Total Rushes	492	499	Opponents	31.3	3734	11.9	61	28					
Net Yards Passing	3404	3517	<b>Interceptions</b>	<b>No.</b>	<b>Yds</b>	<b>Avg</b>	<b>Long</b>	<b>TD</b>					
Avg. Per Game	212.8	219.8	Pridemore	4	56	14.0	25	0					
Sacked/Yards Lost	55/389	31/217	Butler	4	12	3.0	12	0					
Gross Yards	3793	3734	Glazebrook	3	30	10.0	25	0					
Att./Completions	507/321	493/313	K. Johnson	2	57	28.5	31	2					
Completion Pct.	63.3	63.5	Richardson	1	38	38.0	38	0					
Had Intercepted	10	15	Jones	1	19	19.0	19	0					
Punts/Average	71/39.8	67/42.0	Team	15	212	14.1	38	2					
Net Punting Avg.	71/35.0	67/33.5	Opponents	10	94	9.4	26	0					
Penalties/Yards	90/806	81/710	<b>Punting</b>	<b>No.</b>	<b>Yds</b>	<b>Avg</b>	<b>Net</b>	<b>TB</b>	<b>In</b>	<b>Lg</b>	<b>B</b>		
Fumbles/Ball Lost	36/19	26/15	Giacommaro	70	2823	40.3	35.0	8	18	57	1		
Touchdowns	46	49	Team	71	2823	39.8	35.0	8	18	57	1		
Rushing	17	20	Opponents	67	2812	42.0	33.5	4	12	66	0		
Passing	24	28	<b>Punt Returns</b>	<b>Ret</b>	<b>FC</b>	<b>Yds</b>	<b>Avg</b>	<b>Long</b>	<b>TD</b>				
Returns	5	1	B. Johnson	46	4	489	10.6	71	1				
<b>Score By Periods</b>	<b>Q1</b>	<b>Q2</b>	<b>Q3</b>	<b>Q4</b>	<b>OT</b>	<b>PTS</b>	<b>Opponents</b>	<b>34</b>	<b>12</b>	<b>179</b>	<b>5.3</b>	<b>22</b>	<b>0</b>
Team	25	127	68	144	6	370	Opponents	34	12	179	5.3	22	0
Opponents	69	113	99	105	3	369							

Scoring	TD	Rush	Pass	Ret	K-PAT	FG	S	PTS
Luckhurst	0	0	0	0	43/45	17/22	0	94
Andrews	11	7	4	0	0	0	66	0
Riggs	8	8	0	0	0	0	48	0
Bailey	6	0	6	0	0	0	36	0
B. Johnson	5	0	4	1	0	0	30	0
Hodge	4	0	4	0	0	0	24	0
Jackson	3	0	3	0	0	0	18	0
K. Johnson	2	0	0	2	0	0	12	0
Bartkowski	1	1	0	0	0	0	6	0
Cain	1	1	0	0	0	0	6	0
Cox	1	0	1	0	0	0	6	0
Gaison	1	0	0	1	0	0	6	0
Jenkins	1	0	1	0	0	0	6	0
Rade	1	0	0	1	0	0	6	0
Young	1	0	1	0	0	0	6	0
Team	46	17	24	5	43/45	17/22	0	370
Opponents	49	20	28	1	44/48	17/26	0	389

2-Pl. Conversions: Team 0-0, Opponents 0-0

Sacks: Pitts 7.0, Smith 6.0, Curry 4.0, Yeates 4.0, Merrow 3.0, Provence 1.5, Rade 1.5, Benish 1.0, Frye 1.0, Kuykendall 1.0, Zete 1.0, Team 31.0, Opponents 55.0

Rushing	No.	Yds	Avg	Long	TD
Andrews	331	1567	4.7	27	7
Riggs	100	437	4.4	40	8
B. Johnson	15	83	5.5	36	0
Cain	19	63	3.3	10	1
Bartkowski	16	38	2.4	10	1
Giacommaro	2	13	6.5	13	0
Moroski	2	12	6.0	7	0
Robinson	3	9	3.0	7	0
Richard Williams	1	5	5.0	5	0
J. Miller	1	2	2.0	2	0
Bailey	2	-5	-2.5	0	0
Team	492	2224	4.5	40	17
Opponents	499	2309	4.6	78	20

Passing	Att	Cmp	Yds	Cmp%	Yds/Att	TD	TD%	Int	Int%	Long	Sack/Lost	Rating
Bartkowski	432	274	3167	63.4	7.33	22	5.1	5	1.2	76	51/348	97.6
Moroski	70	45	575	64.3	8.21	2	2.9	4	5.7	50	4/41	75.6
Hodge	2	1	28	50.0	14.00	0	0.0	1	50.0	28	0/0	56.3
Andrews	1	0	0	0.0	0.00	0	0.0	0	0.0	0	0/0	39.6
Giacommaro	1	1	23	100.0	23.00	0	0.0	0	0.0	23	0/0	118.8
B. Johnson	1	0	0	0.0	0.00	0	0.0	0	0.0	0	0/0	39.6
Team	507	321	3793	63.3	7.48	24	4.7	10	2.0	76	55/389	93.6
Opponents	493	313	3734	63.5	7.57	28	5.7	15	3.0	61	31/217	92.8

## OFFENSIVE STATISTICS 1966-98

### The 1984 Atlanta Falcons

Statistic	Atl.	Opp.
Total First Downs	292	317
Rushing	123	131
Passing	151	162
Penalty	18	24
3rd Down: Made/Att	77/218	94/212
3rd Down Pct.	35.3	44.3
4th Down: Made/Att	17/30	8/15
4th Down Pct.	56.7	53.3
Possession Avg.	30:14	29:46
Total Net Yards	5044	5279
Avg. Per Game	315.3	329.9
Total Plays	1034	1019
Avg. Per Play	4.9	5.2
Net Yards Rushing	1994	2153
Avg. Per Game	124.6	134.6
Total Rushes	489	538
Net Yards Passing	3050	3126
Avg. Per Game	190.6	195.4
Sacked/Yards Lost	67/496	38/287
Gross Yards	3546	3413
Att./Completions	478/294	443/262
Completion Pct.	61.5	59.1
Had Intercepted	20	12
Punts/Average	70/40.8	60/41.6
Net Punting Avg.	70/32.6	60/35.2
Penalties/Yards	125/1011	93/820
Fumbles/Ball Lost	39/21	36/20
Touchdowns	31	40
Rushing	16	16
Passing	14	27
Returns	1	5

Score By Periods	Q1	Q2	Q3	Q4	OT	PTS
Team	45	83	87	66	0	281
Opponents	80	141	93	65	3	382

Scoring	TD	Rush	Pass	Ret	K-PAT	FG	S	PTS
Luckhurst	0	0	0	0	31/31	20/27	0	91
Riggs	13	13	0	0			0	78
Bailey	6	0	6	0			0	36
Cain	3	3	0	0			0	18
Cox	3	0	3	0			0	18
B. Johnson	3	0	3	0			0	18
A. Jackson	2	0	2	0			0	12
J. Jackson	1	0	0	1			0	6
Seay LG	1	0	1	0			0	6
Bryan	0	0	0	0		1	2	
Case	0	0	0	0		1	2	
Team	31	16	14	1	31/31	20/27	2	281
Opponents	48	16	27	5	46/47	16/30	0	382

2-Pl. Conversions: Team 0-0, Opponents 0-0

Sacks: Smith 6.0, Pitts 5.5, Burley 5.0, Richardson 3.5, Provence 2.5, T. Benson 2.0, Bryan 2.0, Frye 2.0, J. Jackson 2.0, Yeates 2.0, Benish 1.0, Harris 1.0, K. Johnson 1.0, Kuykendall 1.0, Curry 0.5, Team 38.0, Opponents 67.0

Rushing	No.	Yds	Avg	Long	TD
Riggs	353	1486	4.2	57	13
Cain	77	276	3.6	31	3
Moroski	21	98	4.7	17	0
Archer	6	38	6.3	12	0
Bartkowski	15	34	2.3	8	0
Hodge	2	17	8.5	9	0
Stamps	3	15	5.0	8	0
C. Benson	3	8	2.7	6	0
B. Johnson	3	8	2.7	11	0
Austin	4	7	1.8	3	0
Pridemore	1	7	7.0	7	0
Giacomarro	1	0	0.0	0	0
Team	489	1994	4.1	57	16
Opponents	538	2153	4.0	52	16

Passing	Att	Cmp	Yds	Cmp%	Yds/Att	TD	TD%	Int	Int%	Long	Sack/Lost	Rating
Bartkowski	269	181	2158	67.3	8.02	11	4.1	10	3.7	61	40/300	89.7
Moroski	191	102	1207	53.4	6.32	2	1.0	9	4.7	48t	20/151	56.8
Archer	18	11	181	61.1	10.06	1	5.6	1	5.6	34	7/45	90.3
Team	478	294	3546	61.5	7.42	14	2.9	20	4.2	61	67/496	76.6
Opponents	443	262	3413	59.1	7.70	27	6.1	12	2.7	64t	38/287	92.5

Receiving	No.	Yds	Avg	Long	TD
Bailey	67	1138	17.0	61	6
A. Jackson	52	731	14.1	50t	2
Riggs	42	277	6.6	21	0
Cox	34	329	9.7	23t	3
C. Benson	26	244	9.4	30	0
B. Johnson	24	371	15.5	45t	3
Hodge	24	234	9.8	26	0
Cain	12	87	7.3	18	0
Seay LG	9	111	12.3	19	1
Landrum	6	66	11.0	30	0
Stamps	4	48	12.0	31	0
Curran	1	7	7.0	7	0
Matthews	1	7	7.0	7	0
Tuttle LG	1	7	7.0	7	0
Tuttle TM	1	7	7.0	7	0
Team	294	3546	12.1	61	14
Opponents	262	3413	13.0	64t	27

Interceptions	No.	Yds	Avg	Long	TD
K. Johnson	5	75	15.0	28	0
Butler	2	25	12.5	25	0
Pridemore	2	0	0.0	0	0
J. Jackson	1	35	35.0	35t	1
Britt	1	10	10.0	10	0
Small	1	2	2.0	2	0
Team	12	147	12.3	35t	1
Opponents	20	304	15.2	54t	2

Punting	No.	Yds	Avg	Net	TB	In	Lg	B
Giacomarro	68	2855	42.0	32.6	6	12	58	2
Team	70	2855	40.8	32.6	6	12	58	2
Opponents	60	2497	41.6	35.2	6	17	63	1

Punt Returns	Ret	FC	Yds	Avg	Long	TD
B. Johnson	15	1	152	10.1	37	0
K. Johnson	10	1	79	7.9	14	0
Curran	9	1	21	2.3	10	0
Seay LG	8	1	10	1.3	7	0
Seay TM	7	1	12	1.7	7	0
Team	41	4	264	6.4	37	0
Opponents	42	4	450	10.7	69t	1

Kickoff Returns	No.	Yds	Avg	Long	TD
K. Johnson	19	359	18.9	27	0
Stamps	19	452	23.8	50	0
Curran	11	219	19.9	42	0
Tate	9	148	16.4	31	0
Seay LG	5	108	21.6	28	0
Seay TM	2	55	27.5	28	0
Austin	4	77	19.3	23	0
B. Johnson	2	39	19.5	21	0
Gaison	1	15	15.0	15	0
Malancon	1	0	0.0	0	0
Matthews	1	3	3.0	3	0
Tyrell	1	0	0.0	0	0
Team	70	1367	19.5	50	0
Opponents	48	1053	21.9	50	0

Field Goals	1-19	20-29	30-39	40-49	50+
Luckhurst	0/0	4/4	9/10	4/9	3/4
Team	0/0	4/4	9/10	4/9	3/4
Opponents	1/1	6/6	3/4	5/15	1/4

Luckhurst: (38G,40G)(51G,47N)(33G,43G)()((22G)(52G,50G,37G)()((42N,39G,49N)(54N,40G)()((39G,24G,47N)()((35N)(32G)(33G,49G)(38G,45N,29G,27G,34G)  
 Opponents: ()(46G,46B,55N,48G)(22G,54G,53N)(22G,43N)()((42N,41G,47N,34G,49B)(48N,18G)()()((47G,49N,45N)(27G,46G,20G)(51N)(46N,48B)(30G,36G,28G)(20G,37N)

## OFFENSIVE STATISTICS 1966-98

### The 1985 Atlanta Falcons

Statistic	Atl.	Opp.
Total First Downs	296	329
Rushing	149	112
Passing	132	181
Penalty	15	36
3rd Down: Made/Att	86/236	100/217
3rd Down Pct.	36.4	46.1
4th Down: Made/Att	12/24	9/16
4th Down Pct.	50.0	56.3
Possession Avg.	33:11	26:49
Total Net Yards	4960	5850
Avg. Per Game	310.0	365.6
Total Plays	1091	1014
Avg. Per Play	4.5	5.0
Net Yards Rushing	2466	2052
Avg. Per Game	154.1	128.3
Total Rushes	560	437
Net Yards Passing	2494	3798
Avg. Per Game	155.9	237.4
Sacked/Yards Lost	69/531	42/331
Gross Yards	3025	4129
Att./Completions	462/254	535/289
Completion Pct.	55.0	54.0
Had Intercepted	20	22
Punts/Average	89/42.2	69/42.0
Net Punting Avg.	89/36.0	69/35.6
Penalties/Yards	126/1149	97/738
Fumbles/Ball Lost	23/10	18/12
Touchdowns	30	57
Rushing	14	24
Passing	13	32
Returns	3	1

Score By Periods	Q1	Q2	Q3	Q4	OT	PTS
Team	68	90	33	91	0	282
Opponents	45	153	89	159	6	452

Scoring	TD	Rush	Pass	Ret	K-PAT	FG	S	PTS
Luckhurst	0	0	0	0	29/29	24/31	0	101
Riggs	10	10	0	0			0	60
B. Johnson	5	0	5	0			0	30
Allen	2	0	2	0			0	12
Archer	2	2	0	0			0	12
Brown	2	0	2	0			0	12
Cox	2	0	2	0			0	12
J. Washington	2	1	1	0			0	12
Austin	1	0	0	1			0	6
Gann	1	0	0	1			0	6
Holly	1	1	0	0			0	6
Matthews	1	0	1	0			0	6
Rade	1	0	0	1			0	6
Bryan	0	0	0	0			0	1
Team	30	14	13	3	29/29	24/31	0	282
Opponents	57	24	32	1	54/55	17/23	2	452

2-Pl. Conversions: Team 0-0, Opponents 0-0

**Sacks:** Bryan 7.5, Pitts 7.0, Rade 5.0, Gann 4.5, Frye 4.0, Benish 3.5, Richardson 3.5, Pillers 2.0, T. Benson 1.5, Case 1.0, Provence 1.0, Johnny Taylor 1.0, R. Washington 0.5, Team 42.0, Opponents 69.0

Rushing	No.	Yds	Avg	Long	TD
Riggs	397	1719	4.3	50	10
Archer	70	347	5.0	291	2
J. Washington	52	210	4.0	14	1
Austin	20	110	5.5	17	0
Pridemore	1	48	48.0	48	0
Holly	3	36	12.0	201	1
Bartkowski TM	5	9	1.8	5	0
Whisenhunt	1	3	3.0	3	0
Bailey	1	-3	-3.0	-3	0
Donnelly	2	-5	-2.5	0	0
B. Johnson	8	-8	-1.0	6	0
Team	560	2466	4.4	50	14
Opponents	437	2052	4.7	661	24

Passing	Att	Cmp	Yds	Cmp%	Yds/Att	TD	TD%	Int	Int%	Long	Sack/Lost	Rating
Archer	312	161	1992	51.6	6.38	7	2.2	17	5.4	621	43/312	56.5
Bartkowski TM	111	69	738	62.2	6.65	5	4.5	1	0.9	621	18/158	92.8
Holly	39	24	295	61.5	7.56	1	2.6	2	5.1	44	8/61	72.1
Team	462	254	3025	55.0	6.55	13	2.8	20	4.3	621	69/531	66.5
Opponents	535	289	4129	54.0	7.72	32	6.0	22	4.1	991	42/331	82.1

Receiving	No.	Yds	Avg	Long	TD
B. Johnson	62	830	13.4	621	5
J. Washington	37	328	8.9	34	1
Cox	33	454	13.8	621	2
Riggs	33	267	8.1	44	0
Bailey	30	364	12.1	31	0
Brown	24	412	17.2	48	2
Allen	14	207	14.8	371	2
C. Benson	10	37	3.7	6	0
Matthews	7	57	8.1	15	1
Whisenhunt	3	48	16.0	29	0
Austin	1	21	21.0	21	0
Team	254	3025	11.9	621	13
Opponents	289	4129	14.3	991	32

Interceptions	No.	Yds	Avg	Long	TD
Butler	5	-4	-0.8	0	0
Case	4	78	19.5	47	0
Cason	3	30	10.0	22	0
Pridemore	2	45	22.5	36	0
Rade	2	42	21.0	381	1
Greene	2	27	13.5	27	0
Frye	1	20	20.0	20	0
Britt	1	8	8.0	8	0
Pitts	1	1	1.0	1	0
Curry	1	0	0.0	0	0
Team	22	247	11.2	47	1
Opponents	20	172	8.6	32	0

Punting	No.	Yds	Avg	Net	TB	In	Lg	B
Donnelly	59	2574	43.6	37.5	5	18	68	0
Giacomarro	29	1157	39.9	33.1	2	1	52	0
Luckhurst	1	26	26.0	26.0	0	1	26	0
Team	89	3757	42.2	36.0	7	20	68	0
Opponents	69	2899	42.0	35.6	11	10	75	0

Punt Returns	Ret	FC	Yds	Avg	Long	TD
Allen	21	8	141	6.7	23	0
B. Johnson	10	0	82	8.2	18	0
Team	31	8	223	7.2	23	0
Opponents	52	10	417	8.0	32	0

Kickoff Returns	No.	Yds	Avg	Long	TD
Austin	39	838	21.5	941	1
Wagoner	13	262	20.2	34	0
Allen	8	140	17.5	26	0
Stamps	4	89	22.3	32	0
Whisenhunt	4	33	8.3	14	0
K. Johnson	1	20	20.0	20	0
Matthews	1	11	11.0	11	0
Tyrrell	1	13	13.0	13	0
R. Washington	1	0	0.0	0	0
Team	72	1406	19.5	941	1
Opponents	62	1135	18.3	37	0

Field Goals	1-19	20-29	30-39	40-49	50+
Luckhurst	0/0	7/9	8/10	8/11	1/1
Team	0/0	7/9	8/10	8/11	1/1
Opponents	0/0	3/4	7/9	6/9	1/1

Luckhurst: (46G,31G)(24G,48G,29G)(14G,47G)  
 (45G)(25G,52G,48G,40G)(31G)(46N,38G,27N)(28G)  
 (27G,42N)(39G,27G,38G)(139G)(37G)(24B,37B)  
 (39B,48G,46N,31G,22G)  
 Opponents: (146N)(42G,25G,47G)(52G)(28N,37G)  
 (133G)(28G)(39G,40G,48G)(30G)(135G,32G)(35G,  
 38N,49G)(49G)(46B,48N,33B)(28G)

## OFFENSIVE STATISTICS 1966-98

### The 1986 Atlanta Falcons

Statistic	All.	Opp.
Total First Downs	305	268
Rushing	149	111
Passing	137	139
Penalty	19	18
3rd Down: Made/Att	85/235	74/207
3rd Down Pct.	36.2	35.7
4th Down: Made/Att	15/25	6/11
4th Down Pct.	60.0	54.5
Possession Avg.	33:05	27:51
Total Net Yards	5106	4908
Avg. Per Game	319.1	306.8
Total Plays	1086	964
Avg. Per Play	4.7	5.1
Net Yards Rushing	2524	1916
Avg. Per Game	157.8	119.8
Total Rushes	578	485
Net Yards Passing	2582	2992
Avg. Per Game	161.4	187.0
Sacked/Yards Lost	56/464	26/177
Gross Yards	3046	3169
Att./Completions	452/246	453/241
Completion Pct.	54.4	53.2
Had Intercepted	17	22
Punts/Average	79/43.3	83/41.4
Net Punting Avg.	79/35.0	83/35.7
Penalties/Yards	99/763	106/834
Fumbles/Ball Lost	31/16	30/14
Touchdowns	30	34
Rushing	12	10
Passing	14	19
Returns	4	5

Score By Periods	Q1	Q2	Q3	Q4	OT	PTS
Team	7	51	64	88	3	280
Opponents	34	131	48	67	0	280

Scoring	TD	Rush	Pass	Ret	K-PAT	FG	S	PTS
Luckhurst	0	0	0	0	21/21	14/24	0	63
Riggs	9	9	0	0			0	54
Haji-Sheikh	0	0	0	0	7/8	9/12	0	34
C. Brown	4	0	4	0			0	24
Whisenhunt	3	0	3	0			0	18
Allen	2	0	2	0			0	12
Dixon	2	0	2	0			0	12
Andrews	1	1	0	0			0	6
Austin	1	1	0	0			0	6
Britt	1	0	0	1			0	6
Butler	1	0	0	1			0	6
Cox	1	0	1	0			0	6
Pitts	1	0	0	1			0	6
Schonert	1	1	0	0			0	6
Stamps	1	0	1	0			0	6
J. Williams	1	0	0	1			0	6
K. Williams	1	0	1	0			0	6
Gann	0	0	0	0			1	2
Donnelly	0	0	0	0	1/1	0/0	0	1
Team	30	12	14	4	29/30	23/36	1	280
Opponents	34	10	19	5	31/34	15/26	0	280

2-Pt. Conversions: Team 0-0, Opponents 0-0

Sacks: Bryan 7.0, Gann 5.5, Pitts 5.5, Costello 2.0, Casillas 1.0, Clark 1.0, Harrison 1.0, Harrison TM 1.0, Moore 1.0, Rade 1.0, Team 26.0, Opponents 56.0

Rushing	No.	Yds	Avg	Long	TD
Riggs	343	1327	3.9	31	9
Archer	52	298	5.7	22	0
Austin	62	280	4.5	22	1
Stamps	30	220	7.3	48	0
Andrews	52	214	4.1	13	1
Dixon	11	67	6.1	23	0
B. Johnson	6	25	4.2	10	0
Whisenhunt	1	20	20.0	20	0
K. Williams	3	18	6.0	8	0
Matthews	1	12	12.0	12	0
Schonert	11	12	1.1	7	1
Clark	2	8	4.0	6	0
Campbell LG	1	7	7.0	7	0
Campbell TM	1	7	7.0	7	0
Jones	1	7	7.0	7	0
Bailey	1	6	6.0	6	0
Baker TM	1	3	3.0	3	0
Team	578	2524	4.4	48	12
Opponents	485	1916	4.0	28	10

Passing	Att	Cmp	Yds	Cmp%	Yds/Att	TD	TO%	Int	Int%	Long	Sack/Lost	Rating
Archer	291	150	2007	51.0	6.83	10	3.4	9	3.1	65	34/249	71.6
Schonert	154	95	1032	61.7	6.70	4	2.6	8	5.2	41	21/206	68.4
Campbell LG	7	1	7	14.3	1.00	0	0.0	0	0.0	7	2/14	39.6
Campbell TM	3	1	7	33.3	2.33	0	0.0	0	0.0	7	1/9	42.4
Riggs	1	0	0	0.0	0.00	0	0.0	0	0.0	0	0/0	39.6
Team	452	246	3046	54.4	6.74	14	3.1	17	3.8	65	56/464	70.2
Opponents	453	241	3169	53.2	7.00	19	4.2	22	4.9	85	26/177	69.3

Receiving	No.	Yds	Avg	Long	TD
C. Brown	63	918	14.6	42	4
Dixon	42	617	14.7	65	2
Cox	24	301	12.5	49	1
Riggs	24	136	5.7	11	0
Stamps	20	221	11.1	39	1
Whisenhunt	20	184	9.2	23	3
K. Williams	12	164	13.7	32	1
Allen	10	156	15.6	32	2
Jones	7	141	20.1	41	0
B. Johnson	6	57	9.5	27	0
Middleton	6	31	5.2	8	0
Andrews	5	35	7.0	14	0
Bailey	3	39	13.0	21	0
Austin	3	21	7.0	9	0
Matthews	1	25	25.0	25	0
Team	246	3046	12.4	65	14
Opponents	241	3169	13.1	85	19

Interceptions	No.	Yds	Avg	Long	TD
Clark	5	94	18.8	34	0
Case	4	41	10.3	41	0
Croudip	2	35	17.5	29	0
J. Williams	2	18	9.0	14	1
Woodberry	2	14	7.0	9	0
Wilkes	2	11	5.5	10	0
Butler	1	33	33.0	33	1
Curry	1	32	32.0	32	0
Cason	1	10	10.0	10	0
Rade	1	6	6.0	6	0
Moore	1	0	0.0	0	0
Team	22	294	13.4	41	2
Opponents	17	198	11.6	30	1

Punting	No.	Yds	Avg	Net	TR	In	Lg	B
Donnelly	78	3421	43.9	35.0	9	19	71	1
Team	79	3421	43.3	35.0	9	19	71	1
Opponents	83	3436	41.4	35.7	9	22	61	0

Punt Returns	Ret	FC	Yds	Avg	Long	TD
Dixon	26	3	151	5.8	16	0
B. Johnson	8	8	87	10.9	30	0
Jones	7	1	36	5.1	14	0
Allen	2	0	10	5.0	9	0
Stamps	1	0	8	8.0	8	0
Team	44	12	292	6.6	30	0
Opponents	47	12	477	10.1	81	3

Kickoff Returns	No.	Yds	Avg	Long	TD
Stamps	24	514	21.4	35	0
K. Williams	14	255	18.2	32	0
Austin	7	120	17.1	25	0
Andrews	4	71	17.8	22	0
Matthews	3	42	14.0	20	0
Croudip	1	20	20.0	20	0
Dixon	1	13	13.0	13	0
Team	54	1035	19.2	35	0
Opponents	59	1190	20.2	48	0

Field Goals	1-19	20-29	30-39	40-49	50+
Luckhurst	1/1	1/2	5/7	7/11	0/3
Haji-Sheikh	1/1	3/3	2/4	3/3	0/1
Team	2/2	4/5	7/11	10/14	0/4
Opponents	0/0	5/7	8/10	2/6	0/3

Luckhurst: (32G)(42G)(47G,33G,56N,52B,18G)  
 (43G,34G,34G)(23N,43N)(23G,32G,49G,41G)(47G,48N)  
 (32N)(41G,36N,53B)(44N,43N)0000000  
 Haji-Sheikh: 0000000000(43G)(39N)  
 (32G,33N,47G)(19G,45G,26G)(43G)(50N,25G,21G)  
 Opponents: (47G)0(26G,24G)(31G,52N,33G,21G)  
 (47N,33B)(24G,50N,46N)0(32G,33G,31G,32G)(45N,  
 43B)(32G,44G,28N,25N,35N)(36G,26G)0(52N)00

# OFFENSIVE STATISTICS 1966-98

## The 1987 Atlanta Falcons

Statistic	Atl.	Opp.
Total First Downs	230	354
Rushing	77	162
Passing	139	164
Penalty	18	28
3rd Down: Made/Att	57/187	114/224
3rd Down Pct.	30.5	50.9
4th Down: Made/Att	5/15	9/16
4th Down Pct.	33.3	56.3
Possession Avg.	26:01	33:59
Total Net Yards	4066	5907
Avg. Per Game	271.1	393.7
Total Plays	880	1070
Avg. Per Play	4.6	5.5
Net Yards Rushing	1298	2734
Avg. Per Game	86.5	182.3
Total Rushes	333	600
Net Yards Passing	2768	3173
Avg. Per Game	184.5	211.5
Sacked/Yards Lost	46/340	17/110
Gross Yards: 3108	3291	
Att./Completions	501/247	453/243
Completion Pct.	49.3	53.6
Had Intercepted	32	15
Punts/Average	83/40.7	60/39.7
Net Punting Avg.	93/31.5	60/33.4
Penalties/Yards	88/807	92/729
Fumbles/Ball Lost	27/17	18/12
Touchdowns	24	54
Rushing	5	24
Passing	17	26
Returns	2	4

Score By Periods	Q1	Q2	Q3	Q4	OT	PTS
Team	34	43	67	61	0	205
Opponents	87	136	95	118	0	436

Scoring	TD	Rush	Pass	Ret.	K-PAT	FG	S	PTS
Luckhurst	0	0	0	0	17/17	9/13	0	44
Dixon	5	0	5	0			0	30
Bailey	3	0	3	0			0	18
Matthews	3	0	3	0			0	18
Davis	0	0	0	0	6/6	3/4	0	15
Barney	2	0	2	0			0	12
Campbell	2	2	0	0			0	12
Riggs	2	2	0	0			0	12
Badanjek	1	1	0	0			0	6
Kamana	1	0	1	0			0	6
McIntosh	1	0	1	0			0	6
Moore	1	0	1	0			0	6
Stamps	1	0	1	0			0	6
Taylor	1	0	1	0			0	6
Whisenhunt	1	0	1	0			0	6
Team	24	5	17	2	23/23	12/17	1	205
Opponents	54	24	26	4	51/53	19/30	2	436

2-PT. Conversions: Team 0-0, Opponents 0-0  
 Sacks: Moor 4.0, Bryan 2.5, G. Brown 2.0, Casillas 2.0, Harrison 1.5, Gann 1.0, Green 1.0, Rade 1.0, Tuggle 1.0, Morris 0.5, Studaway 0.5, Team 17.0, Opponents 46.0

Rushing	No.	Yds	Avg	Long	TD
Riggs	203	875	4.3	44	2
Campbell	21	102	4.9	24	2
Everett I.G.	34	95	2.8	16	0
Badanjek	29	87	3.0	31	1
Settle	19	72	3.8	12	0
Flowers	14	61	4.4	14	0
M. Williams	14	49	3.5	9	0
C. Miller	4	21	5.3	11	0
Granger	6	12	2.0	6	0
McIntosh	5	11	2.2	5	0
Kramer	2	10	5.0	11	0
Archer	2	8	4.0	7	0
Stamps	1	6	6.0	6	0
Van Raaphorst	1	6	6.0	6	0
Emery	1	5	5.0	5	0
J. Butler	1	1	1.0	1	0
Oliver	1	0	0.0	0	0
Steve Griffin	1	-2	-2.0	-2	0
Dixon	3	-3	-1.0	7	0
Matthews	1	-4	-4.0	-4	0
Donnelly	3	-6	-2.0	0	0
Taylor	1	-13	-13.0	-13	0
Team	333	1298	3.9	44	5
Opponents	600	2734	4.6	35	24

Receiving	No.	Yds	Avg	Long	TD
Dixon	36	600	16.7	51	5
Matthews	32	537	16.8	57	3
Riggs	25	199	8.0	48	0
Bailey	20	325	16.3	35	3
Whisenhunt	17	145	8.5	26	1
Taylor	12	171	14.3	28	1
Settle	11	153	13.9	36	0
Cox	11	101	9.2	19	0
Barney	10	175	17.5	32	2
M. Williams	9	70	7.8	15	0
Johnson	8	84	10.5	19	0
Everett I.G.	8	41	5.1	10	0
Byrd	7	125	17.9	33	0
Kamana	7	51	7.3	15	1
Flowers	7	50	7.1	24	0
Badanjek	6	35	5.8	16	0
C. Brown	5	103	20.6	23	0
Emery	5	31	6.2	13	0
Stamps	4	40	10.0	19	0
Gonzalez	3	40	13.3	22	0
McIntosh	3	15	5.0	9	1
J. Butler	2	34	17.0	26	0
Sharp	2	7	3.5	4	0
John Evans	1	8	8.0	8	0
Oliver	1	2	2.0	2	0
Middleton	1	1	1.0	1	0
Team	247	3108	12.6	57	17
Opponents	243	3291	13.5	57	26

Interceptions	No.	Yds	Avg	Long	TD
B. Butler	4	48	12.0	31	0
Croudpf	2	40	20.0	40	0
Gordon	2	28	14.0	27	0
Moore	2	23	11.5	18	0
Huff	2	14	7.0	14	0
Moss	1	18	18.0	18	0
Case	1	12	12.0	12	0
Britt	1	-1	-1.0	4	0
Team	15	102	12.1	40	0
Opponents	32	342	10.7	47	2

Punting	No.	Yds	Avg	Net	TB	In	Lg	B
Donnelly	61	2686	44.0	32.1	8	9	62	2
Bery	7	258	36.9	31.9	1	0	51	0
Davis	6	191	31.8	27.5	1	0	55	0
Starnes	6	203	33.8	30.7	0	2	49	0
Luckhurst	1	37	37.0	17.0	1	0	37	0
Team	83	3375	40.7	31.5	11	1	62	2
Opponents	60	2383	39.7	33.4	8	16	60	0

Punt Returns	Ret	FC	Yds	Avg	Long	TD
Johnson	21	6	168	8.0	45	0
Barney	5	0	28	5.6	11	0
Moss	3	1	15	5.0	11	0
J. Butler	2	0	10	5.0	9	0
Team	31	7	221	7.1	45	0
Opponents	48	7	541	11.3	70	1

Kickoff Returns	No.	Yds	Avg	Long	TD
Stamps	24	660	27.5	97	1
Emery	21	440	21.0	66	0
Settle	10	158	15.8	22	0
Oliver	5	90	18.0	28	0
Flowers	4	72	18.0	20	0
McIntosh	3	106	36.0	71	0
Badanjek	2	27	13.5	16	0
Everett I.G.	2	33	16.5	18	0
Everett I.M.	2	33	16.5	18	0
Moore	2	15	7.5	15	0
J. Butler	1	13	13.0	13	0
Cox	1	11	11.0	11	0
Croudpf	1	18	18.0	18	0
Steve Griffin	1	21	21.0	21	0
Moss	1	23	23.0	23	0
Sharp	1	11	11.0	11	0
Team	79	1700	21.5	97	1
Opponents	44	915	20.8	92	1

Field Goals	1-19	20-29	30-39	40-49	50+
Luckhurst	1/1	1/1	2/2	3/5	2/4
Davis	0/0	1/1	1/1	1/2	0/0
Team	1/1	2/2	3/3	4/7	2/4
Opponents	1/1	6/7	4/10	7/11	1/1

Luckhurst: (50G)0(0)0(39G,37G,45G,18G)(51N)  
 (42G)(44G)(53N)0(0)(40B)(41N,50G,28G)  
 Davis: 0(0)(27G)(45N,42G)(35G)0(0)0(0)0(0)0(0)  
 Opponents: 0(1)(33B)0(23N,20G,39N)(40G,40G)  
 (31G,43G,24G)(49G,43N)(39N,38G)(31G,45B,22G,30G)  
 (31N,51G)(39B,29G,44N,29G)(44G)(18G,41N)0(45G,37N,23G,46G)

Passing	Att	Cmp	Yds	Cmp%	Yds/Att	TD	TD%	Int.	Int%	Long	Sack/Lost	Rating
Campbell	260	136	1728	52.3	6.65	11	4.2	14	5.4	44	25/178	65.0
Kramer	92	45	559	48.9	6.08	4	4.3	5	5.4	33	10/82	60.0
C. Miller	92	39	552	42.4	6.00	1	1.1	9	9.8	57	5/37	26.4
Van Raaphorst	34	18	174	52.9	5.12	1	2.9	2	5.9	24	3/19	52.8
Archer	23	9	95	39.1	4.13	0	0.0	2	8.7	33	3/24	15.7
Team	501	247	3108	49.3	6.20	17	3.4	32	6.4	57	46/340	53.7
Opponents	453	243	3291	53.6	7.26	26	5.7	15	3.3	57	17/118	82.4

## OFFENSIVE STATISTICS 1966-98

### The 1988 Atlanta Falcons

Statistic	Atl.	Opp.
Total First Downs	257	312
Rushing	106	124
Passing	136	168
Penalty	15	20
3rd Down: Made/Att	89/239	86/214
3rd Down Pct.	37.2	40.2
4th Down: Made/Att	6/8	5/10
4th Down Pct.	75.0	50.0
Possession Avg.	28:08	31:52
Total Net Yards	4582	5692
Avg. Per Game	286.4	355.8
Total Plays	1002	1052
Avg. Per Play	4.6	5.4
Net Yards Rushing	2016	2319
Avg. Per Game	126.0	144.9
Total Rushes	478	518
Net Yards Passing	2566	3373
Avg. Per Game	160.4	210.8
Sacked/Yards Lost	43/348	30/211
Gross Yards	2914	3584
Att./Completions	481/250	504/281
Completion Pct.	52.0	55.8
Had Intercepted	19	24
Punts/Average	98/40.0	73/39.6
Net Punting Avg.	98/35.7	73/32.7
Penalties/Yards	67/542	92/761
Fumbles/Ball Lost	29/18	29/14
Touchdowns	27	34
Rushing	11	14
Passing	13	17
Returns	3	3

Score By Periods	Q1	Q2	Q3	Q4	OT	PTS
Team	33	82	45	84	0	244
Opponents	50	89	75	101	0	315

Receiving	No.	Yds	Avg	Long	TD
Settle	68	570	8.4	27	1
Lang	37	398	10.8	50	1
Dixon	28	368	13.1	36	2
Riggs	22	171	7.8	30	0
Bailey	17	437	25.7	68t	2
Whisenhunt	16	174	10.9	25	1
Haynes	13	232	17.8	49t	4
Hester	12	176	14.7	41	0
Wilkins	11	134	12.2	33	0
Primus	8	42	5.3	8	0
Milling	5	66	13.2	34	0
Matthews TM	5	64	12.8	21	0
Stamps	5	22	4.4	7	0
Higdon	3	60	20.0	34t	2
Team	250	2914	11.7	68t	13
Opponents	281	3584	12.8	68t	17

Interceptions	No.	Yds	Avg	Long	TD
Case	10	47	4.7	12	0
Moore	5	56	11.2	47t	1
Clark	4	40	10.0	21	0
Bruce	2	10	5.0	10	0
Gordon	2	10	5.0	7	0
Butler	1	22	22.0	22	0
Team	24	185	7.7	47t	1
Opponents	19	214	11.3	58	2

Punting	No.	Yds	Avg	Net	TB	In	Lg	B
Donnelly	98	3920	40.0	35.7	6	27	61	0
Team	98	3920	40.0	35.7	6	27	61	0
Opponents	73	2893	39.6	32.7	8	21	56	0

Punt Returns	Ret	FC	Yds	Avg	Long	TD
Barnes	34	8	307	9.0	68	0
Matthews TM	6	0	26	4.3	10	0
Cooper	2	1	10	5.0	10	0
Team	42	9	343	8.2	68	0
Opponents	51	23	297	5.8	31	0

Scoring	TD	Rush	Pass	Ret	K-PAT	FG	S	PTS
Davis	0	0	0	0	25/27	19/30	0	82
Settle	8	7	1	0			0	48
Haynes	4	0	4	0			0	24
Bailey	2	0	2	0			0	12
Dixon	2	0	2	0			0	12
Higdon	2	0	2	0			0	12
Dils	1	1	0	0			0	6
Gann	1	0	0	1			0	6
Lang	1	0	1	0			0	6
C. Miller	1	1	0	0			0	6
Moore	1	0	0	1			0	6
Primus	1	1	0	0			0	6
Riggs	1	1	0	0			0	6
Tuggle	1	0	0	1			0	6
Whisenhunt	1	0	1	0			0	6
Team	27	11	13	3	25/27	19/30	0	244
Opponents	34	14	17	3	31/34	26/36	1	315

Kickoff Returns	No.	Yds	Avg	Long	TD
Cooper	16	331	20.7	28	0
Gordon	14	209	14.9	32	0
Stamps	12	219	18.3	27	0
Barnes	6	142	23.7	36	0
Haynes	6	113	18.8	25	0
Shelley	2	5	2.5	5	0
Dukes	1	13	13.0	13	0
Lang	1	12	12.0	12	0
Primus	1	13	13.0	13	0
Team	59	1057	17.9	36	0
Opponents	48	982	20.5	41	0

Field Goals	1-19	20-29	30-39	40-49	50+
Davis	1/1	3/4	6/9	8/12	1/4
Team	1/1	3/4	6/9	8/12	1/4
Opponents	0/0	10/11	8/11	7/12	1/2

2-Pl. Conversions: Team 0-0, Opponents 0-0

Sacks: Bruce 6.0, Bryan 5.0, Cotton 5.0, Gann 4.0, Green 4.0, Casillas 2.0, Rade 2.0, Case 1.0, Gordon 1.0, Team 30.0, Opponents 43.0

Davis: (19G)(41N)(47G,41G)(43G,24G)(32G,52B,31G)(10)(32G,37G,31G)(23B)(54N,52G,39N,43G)(40N,41B)(46G,41G,51N)(40G,32N)(42B,21G)(34B)(27G,43G,39G)  
 Opponents: (37G)(41G,29G,28G)(38G)(48N,25G)(44G)(40G,25G)(35N,47G,41G,50G)(21G,27G,45G)(28G,51N)(45N)(43N,23G)(49N,42G,31G)(35B,24G)(23B,40N,31G,23G)(35G,36G,32G)(34N,30G)

Rushing	No.	Yds	Avg	Long	TD
Settle	232	1024	4.4	62	7
Riggs	113	488	4.3	34	1
Lang	53	191	3.6	19	0
C. Miller	31	138	4.5	29	1
Primus	35	95	2.7	29t	1
Dixon	7	69	9.9	24	0
Millen	1	7	7.0	7	0
Hester	1	3	3.0	3	0
Dils	2	1	0.5	11	1
Stamps	3	0	0.0	3	0
Team	478	2016	4.2	62	11
Opponents	518	2319	4.5	44	14

Passing	Att	Cmp	Yds	Cmp%	Yds/Att	TD	TD%	Int	Int%	Long	Sack/Lost	Rating
C. Miller	351	184	2133	52.4	6.08	11	3.1	12	3.4	68t	24/207	67.3
Dils	99	49	566	49.5	5.72	2	2.0	5	5.1	50	15/112	52.8
Millen	31	17	215	54.8	6.94	0	0.0	2	6.5	38	4/29	49.8
Team	481	250	2914	52.0	6.06	13	2.7	19	4.0	68t	43/348	63.2
Opponents	504	281	3584	55.8	7.11	17	3.4	24	4.8	68t	30/211	69.6

## OFFENSIVE STATISTICS 1966-98

### The 1989 Atlanta Falcons

Statistic	Atl.	Opp.
Total First Downs	261	336
Rushing	75	156
Passing	173	163
Penalty	13	17
3rd Down: Made/Att	67/206	95/211
3rd Down Pct.	32.5	45.0
4th Down: Made/Att	6/17	7/9
4th Down Pct.	35.3	77.8
Possession Avg.	25:58	34:02
Total Net Yards	4669	6025
Avg. Per Game	291.8	376.6
Total Plays	947	1040
Avg. Per Play	4.9	5.8
Net Yards Rushing	1155	2471
Avg. Per Game	72.2	154.4
Total Rushes	318	572
Net Yards Passing	3514	3554
Avg. Per Game	219.6	222.1
Sacked/Yards Lost	51/389	31/183
Gross Yards	3903	3737
Att./Completions	578/312	437/259
Completion Pct.	54.0	59.3
Had Intercepted	12	20
Punts/Average	85/40.8	56/41.8
Net Punting Avg.	85/33.3	56/34.3
Penalties/Yards	82/671	79/682
Fumbles/Ball Lost	26/11	26/12
Touchdowns	30	49
Rushing	11	26
Passing	17	19
Returns	2	4

Score By Periods	Q1	Q2	Q3	Q4	OT	PTS
Team	43	100	85	51	0	279
Opponents	97	118	123	99	0	437

Scoring	TD	Rush	Pass	Ret	K-PAT	FG	S	PTS
Davis LG	0	0	0	0	25/28	23/34	0	94
Davis TM	0	0	0	0	12/12	7/11	0	33
McFadden	0	0	0	0	18/18	15/20	0	63
Jones	6	6	0	0			0	36
Settle	5	3	2	0			0	30
Haynes	4	0	4	0			0	24
Collins	3	0	3	0			0	18
Wilkins	3	0	3	0			0	18
Dixon	2	0	2	0			0	12
Lang	2	1	1	0			0	12
Beckman	1	0	1	0			0	6
Butler	1	0	0	1			0	6
Flowers	1	1	0	0			0	6
Heller	1	0	1	0			0	6
Sanders	1	0	0	1			0	6
Miller	0	0	0	0	0/0	1/1	0	3
Team	30	11	17	2	30/30	23/32	0	279
Opponents	49	26	19	4	48/49	31/36	1	437

#### 2-Pt. Conversions: Team 0-0, Opponents 0-0

**Sacks:** Cotton 9.0, Bruce 6.0, Green 5.0, Casillas 2.0, Gann 2.0, Bryan 1.0, Case 1.0, Dimry 1.0, Michael Reid 1.0, Taylor 1.0, B. Thomas 1.0, Tuggle 1.0, Team 31.0, Opponents 51.0

Rushing	No.	Yds	Avg	Long	TD
Settle	179	689	3.8	20	3
Jones	52	202	3.9	19	6
Lang	47	176	3.7	22	1
Haynes	4	35	8.8	21	0
Paterra	9	32	3.6	8	0
Flowers	13	24	1.8	4	1
Miller	10	20	2.0	7	0
Fulhage	1	0	0.0	0	0
Miller	1	0	0.0	0	0
Dixon	2	-23	-11.5	0	0
Team	318	1155	3.6	22	11
Opponents	572	2471	4.3	30	26

Passing	Att	Cmp	Yds	Cmp%	Yds/Att	TD	TD%	Int	Int%	Long	Sack/Lost	Rating
Miller	526	280	3459	53.2	6.58	16	3.0	10	1.9	72t	41/318	76.1
Miller	50	31	432	62.0	8.64	1	2.0	2	4.0	47	10/71	79.8
Fulhage	1	1	12	100.0	12.00	0	0.0	0	0.0	12	0/0	116.7
Jones	1	0	0	0.0	0.00	0	0.0	0	0.0	0	0/0	39.6
Team	578	312	3903	54.0	6.75	17	2.9	12	2.1	72t	51/389	76.4
Opponents	437	259	3747	59.3	8.55	19	4.3	20	4.6	78	31/183	82.5

Receiving	No.	Yds	Avg	Long	TD
Collins	58	862	14.9	47	3
Jones	41	396	9.7	46	0
Haynes	40	681	17.0	72t	4
Lang	39	436	11.2	32	1
Settle	39	316	8.1	33	2
Heller	33	324	9.8	30	1
Dixon	25	357	14.3	53t	2
Beckman	11	102	9.3	21	1
Wilkins	8	179	22.4	36	3
Bailey	8	170	21.3	41	0
Paterra	5	42	8.4	20	0
G. Thomas	4	46	11.5	16	0
Sanders	1	-8	-8.0	-8	0
Team	312	3903	12.5	72t	17
Opponents	259	3737	14.4	78	19

Interceptions	No.	Yds	Avg	Long	TD
Sanders	5	52	10.4	22	0
Gordon	4	60	15.0	34	0
Cooper	4	54	13.5	38	0
Dimry	2	72	36.0	40	0
Case	2	13	6.5	13	0
Shelley	1	31	31.0	31	0
Zackery	1	3	3.0	3	0
Bruce	1	0	0.0	0	0
Team	20	285	14.3	40	0
Opponents	12	85	7.1	27	0

Punting	No.	Yds	Avg	Net	TB	In	Lg	B
Fulhage	84	3472	41.3	33.3	9	24	65	1
Team	85	3472	40.8	33.3	9	24	65	1
Opponents	56	2342	41.8	34.3	4	15	64	0

Punt Returns	Ret	FC	Yds	Avg	Long	TD
Sanders	28	7	307	11.0	68t	1
Jordan	4	0	34	8.5	15	0
Team	32	7	341	10.7	68t	1
Opponents	43	20	460	10.7	39	0

Kickoff Returns	No.	Yds	Avg	Long	TD
Sanders	35	725	20.7	72	0
Jones	23	440	19.1	29	0
Paterra	8	129	16.1	31	0
G. Thomas	7	142	20.3	28	0
Jordan	3	27	9.0	13	0
Beckman	2	15	7.5	15	0
Johnson LG	2	34	17.0	19	0
Bruce	1	15	15.0	15	0
Primus	1	16	16.0	16	0
Team	80	1509	18.9	72	0
Opponents	60	1188	19.8	85	0

Field Goals	1-19	20-29	30-39	40-49	50+
Davis LG	0/0	6/6	8/12	7/14	2/2
Davis TM	0/0	3/3	2/3	2/5	0/0
McFadden	1/1	4/4	6/7	2/6	2/2
Miller	0/0	1/1	0/0	0/0	0/0
Team	1/1	8/8	8/10	4/11	2/2
Opponents	2/2	12/13	10/10	4/8	3/3

Davis, N.E.-Atl.: (0)(40N,28G)(35G)(35G,37N)(30G,45N,34G,43G)(52G,32G,32G)(49G,21G)(47G,38N,48G,46N,51G)(47G,43N,26G,39B)(45G,37N)(47N,46G)(26G)(33G,40N,24G,32G)(42N,25G)  
 Davis, Ad.: (0)(0)(0)(52G,32G,32G)(0)(0)  
 (45G,37N)(0)(47N,46G)(26G)(33G,40N,24G,32G)(42N,25G)  
 McFadden: (43N)(28G,48N,38G)(19G,34G,27G)(0)(30G,30G,39N,22G)(43N,37G,37G)(41G,48G)(45N,54G,26G,50G)(25G)(45G,37N)(0)(47N,46G)(26G)(33G,40N,24G,32G)(42N,25G)  
 Miller: (0)(0)(0)(0)(0)(25G)(0)(0)(0)  
 Team: (43N)(28G,48N,38G)(19G,34G,27G)(0)(30G,30G,39N,22G)(43N,37G,37G)(41G,48G)(45N,54G,26G,50G)(25G)(45G,37N)(0)(47N,46G)(26G)(33G,40N,24G,32G)(42N,25G)  
 Opponents: (23G,43N)(0)(25G,29G)(35G,52G,22G)(48G,35G,27G,42G)(52G,32G,32G)(50G,22G)(32G,23B,44G)(0)(18G)(33G)(28G,46G)(35G,23G,27G)(21G,39G,26G,29G,19G)(37G,47N,43N,43N)(39G)

## OFFENSIVE STATISTICS 1966-98

### The 1990 Atlanta Falcons

Statistic	Att.	Opp.
Total First Downs	273	300
Rushing	84	79
Passing	168	179
Penalty	21	42
3rd Down: Made/Att	77/209	68/197
3rd Down Pct.	36.8	34.5
4th Down: Made/Att	9/21	5/14
4th Down Pct.	42.9	35.7
Possession Avg.	31:05	28:55
Total Net Yards	5055	5270
Avg. Per Game	315.9	329.4
Total Plays	994	983
Avg. Per Play	5.1	5.4
Net Yards Rushing	1594	1357
Avg. Per Game	99.6	84.8
Total Rushes	420	413
Net Yards Passing	3461	3913
Avg. Per Game	216.3	244.6
Sacked/Yards Lost	46/265	33/214
Gross Yards	3726	4127
Att./Completions	528/293	537/297
Completion Pct.	55.5	55.3
Had Intercepted	18	17
Punts/Average	70/41.6	74/40.2
Net Punting Avg.	70/36.0	74/34.5
Penalties/Yards	125/1004	95/811
Fumbles/Ball Lost	40/21	26/10
Touchdowns	40	44
Rushing	11	11
Passing	21	31
Returns	8	2

Score By Periods	Q1	Q2	Q3	Q4	OT	PTS
Team	94	74	68	112	0	348
Opponents	35	143	72	115	0	365

Scoring	TD	Rush	Pass	Ret	K-PAT	FG	S	PTS
Davis	0	0	0	0	40/40	22/33	0	106
Rison	10	0	10	0	0	0	0	60
Broussard	4	4	0	0	0	0	0	24
Dixon	4	0	4	0	0	0	0	24
Johnson	4	3	1	0	0	0	0	24
Rozier LG	3	3	0	0	0	0	0	18
Rozier TM	3	3	0	0	0	0	0	18
Sanders	3	0	0	3	0	0	0	18
Butler	2	0	0	2	0	0	0	12
Collins	2	0	2	0	0	0	0	12
Wilkins	2	0	2	0	0	0	0	12
Case	1	0	0	1	0	0	0	6
Jones	1	0	0	1	0	0	0	6
Miller	1	1	0	0	0	0	0	6
Milling	1	0	1	0	0	0	0	6
Thomas	1	0	1	0	0	0	0	6
Tuggle	1	0	0	1	0	0	0	6
Green	0	0	0	0	0	1	2	0
Team	40	11	21	8	40/40	22/33	1	348
Opponents	44	11	31	2	42/43	19/28	1	365

2-Pt. Conversions: Team 0-0, Opponents 0-0

Sacks: Green 6.0, Tuggle 5.0, Bruce 4.0, Gann 3.5, Case 3.0, Epps 3.0, Michael Reid 3.0, Conner 2.0, Lyles LG 1.5, Lyles TM 1.5, Bryan 1.0, Casillas 1.0, Team 33.0, Opponents 46.0

Rushing	No.	Yds	Avg	Long	TD
Rozier LG	163	717	4.4	67	3
Rozier TM	153	675	4.4	67	3
Broussard	126	454	3.6	50t	4
Jones	49	185	3.8	22	0
Johnson	30	106	3.5	12	3
Miller	26	99	3.8	18	1
Campbell	9	38	4.2	20	0
Lang	9	24	2.7	9	0
Settle	9	16	1.8	4	0
Pringle	2	9	4.5	9	0
Millen	7	-12	-1.7	2	0
Team	420	1594	3.8	67	11
Opponents	413	1357	3.3	70t	11

Passing	Att	Cmp	Yds	Cmp%	Yds/Att	TD	TD%	Int	Int%	Long	Sack/Lost	Rating
Miller	388	222	2735	57.2	7.05	17	4.4	14	3.6	75t	26/167	78.7
Campbell	76	36	527	47.4	6.93	3	3.9	4	5.3	70	9/55	61.7
Millen	63	34	427	54.0	6.78	1	1.6	0	0.0	53	11/43	80.6
Jones	1	1	37	100.0	37.00	0	0.0	0	0.0	37	0/0	118.8
Team	528	293	3726	55.5	7.06	21	4.0	18	3.4	75t	46/265	76.8
Opponents	537	297	4127	55.3	7.69	31	5.8	17	3.2	89t	33/214	86.2

Receiving	No.	Yds	Avg	Long	TD
Rison	82	1208	14.7	75t	10
Dixon	38	399	10.5	34	4
Collins	34	503	14.8	61	2
Haynes	31	445	14.4	60	0
Broussard	24	160	6.7	18	0
Thomas	18	383	21.3	72	1
Milling	18	161	8.9	24	1
Rozier LG	13	105	8.1	24	0
Rozier TM	8	59	7.4	20	0
Jones	13	103	7.9	16	0
Wilkins	12	175	14.6	37	2
Johnson	10	79	7.9	16	1
Bailey	4	44	11.0	13	0
Lang	1	7	7.0	7	0
Team	293	3726	12.7	75t	21
Opponents	297	4127	13.9	89t	31

Interceptions	No.	Yds	Avg	Long	TD
Sanders	3	153	51.0	82t	2
Case	3	38	12.7	36t	1
Dimry	3	16	5.3	13	0
Jordan	3	14	4.7	14	0
Butler	3	0	0.0	0	0
Mitchell	2	16	8.0	16	0
Team	17	237	13.9	82t	3
Opponents	18	368	20.4	59	2

Punting	No.	Yds	Avg	Net	TB	In	Lg	B
Fulhage	70	2913	41.6	36.0	4	15	59	0
Team	70	2913	41.6	36.0	4	15	59	0
Opponents	74	2974	40.2	34.5	7	18	62	2

Punt Returns	Ret	FC	Yds	Avg	Long	TD
Sanders	29	13	250	8.6	79t	1
Jordan	2	4	19	9.5	10	0
Rison	2	0	10	5.0	8	0
Mitchell	1	0	0	0.0	0	0
Michael Reid	1	0	0	0.0	0	0
Team	35	17	279	8.0	79t	1
Opponents	39	12	314	8.1	39	0

Kickoff Returns	No.	Yds	Avg	Long	TD
Sanders	39	851	21.8	50	0
Jones	8	-236	-29.5	76t	1
Broussard	3	45	15.0	23	0
Johnson	2	2	1.0	6	0
Case	1	13	13.0	13	0
Dixon	1	0	0.0	0	0
Gordon	1	43	43.0	43	0
Lang	1	18	18.0	18	0
Pringle	1	14	14.0	14	0
Wilkins	1	7	7.0	7	0
Team	58	1229	21.2	76t	1
Opponents	49	814	16.6	37	0

Field Goals	1-19	20-29	30-39	40-49	50+
Davis	0/0	6/6	8/9	6/13	2/5
Team	0/0	6/6	8/9	6/13	2/5
Opponents	1/2	7/7	4/7	6/11	1/1

Davis: (39G,39G,36G,51G)(0)(37G,46N,35G)(40N)(0)(41G)(27G,52G)(41G,43G,42N,38G,40N)(42N,36G)(53G,46G,28G)(51N,51N)(46G)(42G,24G)(30G,47N,39N)(21G,23G)(44N,23G)  
Opponents: (0)(47G,41B,42B)(46G,23G)(56G)(46G,24G,32G)(35G)(0)(21G)(46G)(43N,20G)(39G,44G,21G)(37G,40N,48B)(37N,23G,41G)(19G,25G,19B)(34N,33N)

## OFFENSIVE STATISTICS 1966-98

### The 1991 Atlanta Falcons

Statistic	Atl.	Opp.	Receiving	No.	Yds	Avg	Long	TD							
Total First Downs	258	278	Rison	81	976	12.0	39t	12							
Rushing	82	94	Haynes	50	1122	22.4	80t	11							
Passing	162	157	Pritchard	50	624	12.5	29	2							
Penalty	14	27	Thomas	28	365	13.0	37	2							
3rd Down: Made/Att	69/194	82/210	Dixon	12	146	12.2	23	1							
3rd Down Pct.	35.6	39.0	Broussard	12	120	10.0	25t	1							
4th Down: Made/Att	5/9	2/9	Phillips	6	73	12.2	24	0							
4th Down Pct.	55.6	22.2	Jones	6	58	9.7	15	0							
Possession Avg.	29:13	30:47	Collins	3	37	12.3	21	0							
Total Net Yards	5113	5248	T. Johnson	3	27	9.0	13	0							
Avg. Per Game	319.6	328.0	Wilkins	3	22	7.3	12	1							
Total Plays	941	976	Rozier	2	15	7.5	9	0							
Avg. Per Play	5.4	5.4	Ruether	1	22	22.0	22	0							
Net Yards Rushing	1664	1953	Sanders	1	17	17.0	17	0							
Avg. Per Game	104.0	122.1	Bruce	1	11	11.0	11	0							
Total Rushes	410	466	Pegram	1	-1	-1.0	-1	0							
Net Yards Passing	3449	3295	Team	260	3634	14.0	80t	30							
Avg. Per Game	215.6	205.9	Opponents	252	3532	14.0	97t	28							
Sacked/Yards Lost	31/185	29/237	Interceptions	No.	Yds	Avg	Long	TD							
Gross Yards	3634	3532	Sanders	6	119	19.8	55t	1							
Att./Completions	500/260	481/252	McKyer	6	24	4.0	24	0							
Completion Pct.	52.0	52.4	Case	2	23	11.5	17	0							
Had Intercepted	22	19	Jordan	2	3	1.5	3	0							
Punts/Average	82/42.6	79/40.3	Tippins	1	35	35.0	35	0							
Net Punting Avg.	82/36.4	79/35.5	Tuggle	1	21	21.0	21	0							
Penalties/Yards	113/929	100/802	Gann	1	0	0.0	0	0							
Fumbles/Ball Lost	19/14	27/16	Team	19	225	11.8	55t	1							
Touchdowns	42	43	Opponents	22	279	12.7	51	1							
Rushing	6	13	Punting	No.	Yds	Avg	Net	TB	In	Ig	B				
Passing	30	28	Fulhage	81	3470	42.8	36.6	6	21	60	0				
Returns	6	2	N. Johnson	1	21	21.0	21.0	0	1	21	0				
Score By Periods	Q1	Q2	Q3	Q4	OT	PTS	Opponents	82	3491	42.6	36.4	6	22	60	0
Team	84	102	88	84	3	361	Opponents	79	3187	40.3	35.5	5	27	64	3
Opponents	48	94	70	126	0	338	Punt Returns	Ret	FC	Yds	Avg	Long	TD		
Scoring	TD	Rush	Pass	Ret	K-PAT	FG	S	PTS	Sanders	21	9	170	8.1	23	0
N. Johnson	0	0	0	0	38/39	19/23	0	95	Jordan	14	9	116	8.3	13	0
Rison	12	0	12	0	0	0	72	Team	35	18	286	8.2	23	0	
Haynes	11	0	11	0	0	0	66	Opponents	45	18	387	8.6	29	0	
Broussard	5	4	1	0	0	0	30	Kickoff Returns	No.	Yds	Avg	Long	TD		
Pritchard	2	0	2	0	0	12	0	Sanders	26	576	22.2	100t	1		
Sanders	2	0	0	2	0	12	0	Pegram	16	260	16.3	30	0		
Thomas	2	0	2	0	0	12	0	Jordan	5	100	20.0	29	0		
Daluiso TM	0	0	0	0	2/2	2/3	0	8	Fishback	3	29	9.7	19	0	
Barnett	1	0	0	1	0	0	6	Chaffey	1	14	14.0	14	0		
Chaffey	1	1	0	0	0	0	6	Pritchard	1	18	18.0	18	0		
Dixon	1	0	1	0	0	0	6	Donaldson	0	0	—	0	0		
Fishback	1	0	0	1	0	0	6	Team	52	997	19.2	100t	1		
Pegram	1	1	0	0	0	0	6	Opponents	67	1419	21.2	102t	1		
Tippins	1	0	0	1	0	0	6	Field Goals	1-19	20-29	30-39	40-49	50+		
Tuggle	1	0	0	1	0	0	6	N. Johnson	0/0	9/9	4/4	5/8	1/2		
Wilkins	1	0	1	0	0	0	6	Daluiso TM	0/0	2/3	0/0	0/0	0/0		
Jordan	0	0	0	0	0	2	4	Team	0/0	11/12	4/4	5/8	1/2		
Team	42	6	30	6	40/41	21/26	3	361	Opponents	0/0	4/4	4/8	4/10	1/4	
Opponents	43	13	28	2	41/43	13/26	0	338							

2-Pl. Conversions: Team 0-0, Opponents 0-0

Sacks: Green 5.0, Jordan 4.0, Conner 3.5, Bryan 3.0, Gardner 3.0, Mitchell 2.0, Shelley 2.0, Epps 1.5, Barnett 1.0, Donaldson 1.0, Sanders 1.0, Tippins 1.0, Tuggle 1.0, Team 29.0, Opponents 31.0

Rushing	No.	Yds	Avg	Long	TD
Broussard	99	449	4.5	36	4
Rozier	96	361	3.8	19	0
Pegram	101	349	3.5	34	1
Miller	32	229	7.2	20	0
Chaffey	29	127	4.4	27	1
Jones	35	126	3.6	14	0
T. Johnson	8	26	3.3	6	0
Tolliver	9	6	0.7	7	0
Rison	1	-9	-9.0	-9	0
Team	410	1664	4.1	36	6
Opponents	466	1953	4.2	65t	13

Passing	Att	Cmp	Yds	Cmp%	Yds/Att	TD	TD%	Int	Int%	Long	Sack/Lost	Rating
Miller	413	220	3103	53.3	7.51	26	6.3	18	4.4	80t	23/145	80.6
Tolliver	82	40	531	48.8	6.48	4	4.9	2	2.4	75t	7/29	75.8
Favre	5	0	0	0.0	0.00	0	0.0	2	40.0	0	1/11	0.0
Team	500	260	3634	52.0	7.27	30	6.0	22	4.4	80t	31/185	77.4
Opponents	481	252	3532	52.4	7.34	19	5.8	19	4.0	97t	29/237	79.3

N. Johnson: (1)(28G,36G,53N)(47N)(129G,43G,44G,30G)(29G)(44G)(29G)(31G)(31G,49G)(25G,27G,50G)(121G)(42G)(49N,25G,29G,49N)  
 Team: (20G)(23G,26N)(28G,36G,53N)(47N)(129G,44G,44G,30G)(29G)(44G)(29G)(31G)(31G,49G)(25G,27G,50G)(121G)(42G)(49N,25G,29G,49N)  
 Opponents: (51N)(153N,47N,39G,47N)(49G)(23G,31G)(129G,51G,49G,44B)(133B,32N,32N,47N)(48N)(139G,31G,55N)(27G)(134N,43G,43G)(20G,45N)

## OFFENSIVE STATISTICS 1966-98

### The 1992 Atlanta Falcons

Statistic	Atl.	Opp.
Total First Downs	273	304
Rushing	67	109
Passing	194	172
Penalty	12	23
3rd Down: Made/Att	73/190	81/189
3rd Down Pct.	38.4	42.9
4th Down: Made/Att	5/14	1/6
4th Down Pct.	35.7	16.7
Possession Avg.	28:36	31:24
Total Net Yards	4903	5549
Avg. Per Game	306.4	346.8
Total Plays	910	934
Avg. Per Play	5.4	5.9
Net Yards Rushing	1270	2294
Avg. Per Game	79.4	143.4
Total Rushes	322	464
Net Yards Passing	3633	3255
Avg. Per Game	227.1	203.4
Sacked/Yards Lost	40/259	31/241
Gross Yards	3892	3496
Att./Completions	548/336	439/277
Completion Pct.	61.3	63.1
Had Intercepted	15	11
Punts/Average	70/40.8	61/41.5
Net Punting Avg.	70/33.0	61/36.7
Penalties/Yards	78/656	92/761
Fumbles/Ball Lost	30/14	24/12
Touchdowns	39	51
Rushing	3	20
Passing	33	24
Returns	3	7

Score By Periods	Q1	Q2	Q3	Q4	OT	PTS
Team	94	96	55	82	0	327
Opponents	100	137	96	81	0	414

Scoring	TD	Rush	Pass	Ret	K-PAT	FG	S	PTS
Johnson	0	0	0	0	39/39	18/22	0	93
Rison	11	0	11	0			0	66
Haynes	10	0	10	0			0	60
Pritchard	5	0	5	0			0	30
Hill	3	0	3	0			0	18
Sanders	3	0	1	2			0	18
Broussard	2	1	1	0			0	12
T. Smith	2	2	0	0			0	12
T. Jones	1	0	1	0			0	6
Phillips	1	0	1	0			0	6
Tuggle	1	0	0	1			0	6
Team	39	3	33	3	39/39	18/22	0	327
Opponents	51	20	24	7	51/51	19/31	0	414

2-Pt. Conversions: Team 0-0, Opponents 0-0

Sacks: Conner 7.0, Gardner 4.5, Solomon 4.5, Green 3.0, Tippins 3.0, Gann 2.0, C. Smith 2.0, Donaldson 1.0, McKyer 1.0, Pickets 1.0, Riddick 1.0, Tuggle 1.0, Team 31.0, Opponents 40.0

Rushing	No.	Yds	Avg	Long	TD
Broussard	84	363	4.3	27	1
T. Smith	87	329	3.8	32	2
K. Jones	79	278	3.5	26	0
Miller	23	89	3.9	16	0
Pegram	21	89	4.2	15	0
Wilson	15	62	4.1	12	0
Pritchard	5	37	7.4	22	0
Tolliver	4	15	3.8	15	0
Solomon	2	12	6.0	12	0
Fulhage	1	0	0.0	0	0
Sanders	1	-4	-4.0	-4	0
Team	322	1270	3.9	32	3
Opponents	464	2294	4.9	64	20

Passing	Att	Cmp	Yds	Cmp%	Yds/Att	TD	TD%	Int.	Int%	Long	Sack/Lost	Rating
Miller	253	152	1739	60.1	6.87	15	5.9	6	2.4	89	16/103	90.7
Wilson	163	111	1366	68.1	8.38	13	8.0	4	2.5	60	8/58	110.1
Tolliver	131	73	787	55.7	6.01	5	3.8	5	3.8	30	16/98	70.4
K. Jones	1	0	0	0.0	0.00	0	0.0	0	0.0	0	0/0	39.6
Team	548	336	3892	61.3	7.10	33	6.0	15	2.7	89	40/259	91.4
Opponents	439	277	3496	63.1	7.96	24	5.5	11	2.5	80	31/241	95.6

Receiving	No.	Yds	Avg	Long	TD
Rison	93	1119	12.0	71	11
Pritchard	77	827	10.7	38	5
Hill	60	623	10.4	43	3
Haynes	48	808	16.8	89	10
T. Jones	14	138	9.9	24	1
K. Jones	12	94	7.8	15	0
Broussard	11	96	8.7	24	1
Thomas TM	6	54	9.0	18	0
Phillips	4	26	6.5	8	1
Sanders	3	45	15.0	37	1
Milling	3	25	8.3	15	0
Pegram	2	25	12.5	19	0
T. Smith	2	14	7.0	8	0
Hinton	1	-2	-2.0	-2	0
Team	336	3892	11.6	89	33
Opponents	277	3496	12.6	80	24

Interceptions	No.	Yds	Avg	Long	TD
Sanders	3	105	35.0	55	0
Pickets	2	16	8.0	16	0
Case	2	0	0.0	0	0
Solomon	1	13	13.0	13	0
Tuggle	1	1	1.0	1	0
McKyer	1	0	0.0	0	0
Mitchell	1	0	0.0	0	0
Team	11	135	12.3	55	0
Opponents	15	246	16.4	40	3

Punting	No.	Yds	Avg	Net	TB	In	Lg	B
Fulhage	68	2818	41.4	33.0	3	11	56	1
Johnson	1	37	37.0	37.0	0	1	37	0
Team	70	2855	40.8	33.0	3	12	56	1
Opponents	61	2534	41.5	36.7	5	20	61	0

Punt Returns	Ret	FC	Yds	Avg	Long	TD
T. Smith	16	4	155	9.7	45	0
Sanders	13	9	41	3.2	14	0
Phillips	0	1	0	—	—	0
Team	29	14	196	6.8	45	0
Opponents	44	10	482	11.0	61	4

Kickoff Returns	No.	Yds	Avg	Long	TD
Sanders	40	1067	26.7	99	2
Pegram	9	161	17.9	42	0
T. Smith	7	172	24.6	60	0
K. Jones	6	114	19.0	29	0
Barnett	1	13	13.0	13	0
Fortin	1	5	5.0	5	0
Epps	0	0	—	—	0
Phillips	0	0	—	—	0
Team	64	1532	23.9	99	2
Opponents	55	1059	19.3	39	0

Field Goals	1-19	20-29	30-39	40-49	50+
Johnson	0/0	6/6	4/5	4/7	4/4
Team	0/0	6/6	4/5	4/7	4/4
Opponents	1/1	7/7	3/5	8/14	0/4

Johnson: (25G,54G)(24G)(41N)(46G)(49G)(52G)  
 (51G,41N)(49G,26G,37G)(33G)(27G,35G)(37B)(43N,  
 26G,54G)(0)(27G)(44G,38G)  
 Opponents: (43G,41N,42N)(39N,41G,39N)(47G)  
 (20G,21G)(43N,41G)(50N,50N)(0)(40G,32G)(56B,  
 49G,48N,53N)(47G,18G)(48N)(20G,31G,24G,26G,  
 37G)(0)(47G,22G,46N)(24G)

## OFFENSIVE STATISTICS 1966-98

### The 1993 Atlanta Falcons

Statistic	Atl.	Opp.
Total First Downs	292	278
Rushing	91	79
Passing	185	180
Penalty	16	19
3rd Down: Made/Att	80/209	73/200
3rd Down Pct.	38.3	36.5
4th Down: Made/Att	10/18	7/16
4th Down Pct.	55.6	43.8
Possession Avg.	31:23	28:37
Total Net Yards	5110	5421
Avg. Per Game	319.4	338.8
Total Plays	1008	951
Avg. Per Play	5.1	5.7
Net Yards Rushing	1590	1784
Avg. Per Game	99.4	111.5
Total Rushes	395	419
Net Yards Passing	3520	3637
Avg. Per Game	220.0	227.3
Sacked/Yards Lost	40/267	27/149
Gross Yards	3787	3786
Att./Completions	573/334	505/308
Completion Pct.	58.3	61.0
Had Intercepted	25	13
Punts/Average	72/43.3	74/40.9
Net Punting Avg.	72/37.6	74/35.9
Penalties/Yards	111/838	100/874
Fumbles/Ball Lost	31/17	25/11
Touchdowns	34	46
Rushing	4	14
Passing	28	27
Returns	2	5

Score By Periods	Q1	Q2	Q3	Q4	OT	PTS
Team	60	77	68	111	0	316
Opponents	78	116	100	91	0	385

Scoring	TD	Rush	Pass	Ret	K-PAT	FG	S	PTS
Johnson	0	0	0	0	34/34	26/27	0	112
Rison	15	0	15	0	0	0	0	90
Pritchard	7	0	7	0	0	0	0	42
Haynes	4	0	4	0	0	0	0	24
Pegram	3	3	0	0	0	0	0	18
Elliott LG	0	0	0	0	2/3	2/4	0	8
Broussard	1	1	0	0	0	0	0	6
Clark	1	0	0	1	0	0	0	6
Mims	1	0	1	0	0	0	0	6
Sanders	1	0	1	0	0	0	0	6
T. Smith	1	0	0	1	0	0	0	6
Team	34	4	28	2	34/34	26/27	0	316
Opponents	46	14	27	6	45/46	20/31	2	385

2-Pt. Conversions: Team 0-0, Opponents 0-0

Sacks: Holt 6.5, Geathers 3.5, C. Smith 3.5, Agee 2.5, Gardner 2.0, Tuggle 2.0, Case 1.5, Conner 1.5, Gann 1.0, George 1.0, Logan LG 1.0, Logan TM 1.0, Team 27.0, Opponents 40.0

Rushing	No.	Yds	Avg	Long	TD
Pegram	292	1185	4.1	29	3
Broussard	39	206	5.3	26	1
Dickerson	26	91	3.5	10	0
Hebert	24	49	2.0	14	0
Tolliver	7	48	6.9	24	0
Miller	2	11	5.5	6	0
Pritchard	2	4	2.0	4	0
Mims	1	3	3.0	3	0
Alexander	2	-7	-3.5	0	0
Team	395	1590	4.0	29	4
Opponents	419	1784	4.3	74t	14

Passing	Att	Cmp	Yds	Cmp%	Yds/Att	TD	TD%	Int	Int%	Long	Sack/Lost	Rating
Hebert	430	263	2978	61.2	6.93	24	5.6	17	4.0	98t	29/190	84.0
Tolliver	76	39	464	51.3	6.11	3	3.9	5	6.6	42t	3/15	56.0
Miller	66	32	345	48.5	5.23	1	1.5	3	4.5	32t	8/62	50.4
Sanders	1	0	0	0.0	0.00	0	0.0	0	0.0	0	0/0	39.6
Team	573	334	3787	58.3	6.61	28	4.9	25	4.4	98t	40/267	76.3
Opponents	505	308	3786	61.0	7.50	27	5.3	13	2.6	72	27/149	91.2

Receiving	No.	Yds	Avg	Long	TD
Rison	86	1242	14.4	53t	15
Pritchard	74	736	9.9	34	7
Haynes	72	778	10.8	98t	4
Hill	34	384	11.3	30	0
Pegram	33	302	9.2	30	0
Mims	12	107	8.9	19	1
Lyons	8	63	7.9	14	0
Sanders	6	106	17.7	70t	1
Dickerson	6	58	9.7	30	0
Phillips	1	15	15.0	15	0
Broussard	1	4	4.0	4	0
Hinton	1	-8	-8.0	-8	0
Team	334	3787	11.3	98t	28
Opponents	308	3786	12.3	72	27

Interceptions	No.	Yds	Avg	Long	TD
Sanders	7	91	13.0	41	0
Walker	3	7	2.3	7	0
Clark	2	59	29.5	38	0
Eaton	1	0	0.0	0	0
Case	0	3	-	3	0
Team	13	160	12.3	44	0
Opponents	25	345	13.8	78	2

Punting	No.	Yds	Avg	Net	TB	In	Lg	B
Alexander	72	3114	43.3	37.6	3	21	75	0
Team	72	3114	43.3	37.6	3	21	75	0
Opponents	74	3029	40.9	35.9	5	23	66	1

Punt Returns	Ret	FC	Yds	Avg	Long	TD
T. Smith	32	17	255	8.0	51	0
Sanders	2	1	21	10.5	16	0
Clark	1	0	0	0.0	0	0
Team	35	18	276	7.9	51	0
Opponents	41	17	350	8.5	30	0

Kickoff Returns	No.	Yds	Avg	Long	TD
T. Smith	38	948	24.9	97t	1
Sanders	7	169	24.1	31	0
Pegram	4	63	15.8	28	0
Montgomery	2	53	26.5	33	0
Phillips	2	38	19.0	29	0
Mims	1	22	22.0	22	0
Ruether	1	7	7.0	7	0
Gordon	0	0	-	0	0
Team	55	1300	23.6	97t	1
Opponents	55	1064	19.3	65	0

Field Goals	1-19	20-29	30-39	40-49	50+
Johnson	1/1	7/7	9/10	7/7	2/2
Elliott LG	0/0	1/1	0/1	1/2	0/0
Team	1/1	7/7	9/10	7/7	2/2
Opponents	0/0	7/7	4/4	6/11	3/9

Johnson: (54G,20G)(20G)(42G,38G,27G)(49G)(28G,32G,34G)(19G,32G,38G,30G)(34G)(47G,44G)(26G,24G)(51G)(30G)(38N,47G,37G)(41G)(49G)(24G) Elliott, Dal.-Atl.: (0)(22G)(49N,43G,30N) Elliott, Atl.: (0)(0)(0)(0)(0)(0)(0)(0)(0) Team: (54G,20G)(20G)(42G,38G,27G)(49G)(28G,32G,34G)(19G,32G,38G,30G)(34G)(47G,44G)(26G,24G)(51G)(30G)(38N,47G,37G)(41G)(49G)(24G) Opponents: (44G,37G,37G)(27G,42N,50N,44G)(46G)(21G)(48G,44N,52G)(52G,41N)(40G,27G)(53N,24G,54N)(49B)(53N)(52G,43G,56N,52N,21G,36G)(32G)(42N)(29G,20G)

## OFFENSIVE STATISTICS 1966-98

### The 1994 Atlanta Falcons

Statistic	Atl.	Opp.
Total First Downs	302	330
Rushing	63	107
Passing	218	201
Penalty	21	22
3rd Down: Made/Att	76/204	84/205
3rd Down Pct.	37.3	41.0
4th Down: Made/Att	4/9	9/20
4th Down Pct.	44.4	45.0
Possession Avg.	29:10	30:50
Total Net Yards	5361	5829
Avg. Per Game	335.1	364.3
Total Plays	996	1038
Avg. Per Play	5.4	5.6
Net Yards Rushing	1249	1693
Avg. Per Game	78.1	105.8
Total Rushes	330	426
Net Yards Passing	4112	4136
Avg. Per Game	257.0	258.5
Sacked/Yards Lost	37/232	32/229
Gross Yards	4344	4365
Att./Completions	629/374	580/364
Completion Pct.	59.5	62.8
Had Intercepted	25	22
Punts/Average	79/39.5	62/42.9
Net Punting Avg.	79/34.5	62/38.6
Penalties/Yards	119/934	111/853
Fumbles/Ball Lost	28/11	20/11
Touchdowns	36	44
Rushing	8	16
Passing	25	26
Returns	3	2

Score By Periods	Q1	Q2	Q3	Q4	OT	PTS
Team	93	76	61	87	0	317
Opponents	61	110	82	129	3	385

Scoring	TD	Rush	Pass	Ret	K-PAT	FG	S	PTS
N. Johnson	0	0	0	0	32/32	21/25	0	95
Mathis	11	0	11	0	0	0	0	70
Rison	8	0	8	0	0	0	0	50
Heyward	8	7	1	0	0	0	0	48
Emanuel	4	0	4	0	0	0	0	24
Jack	1	0	0	1	0	0	0	6
Pegram	1	1	0	0	0	0	0	6
Sanders	1	0	1	0	0	0	0	6
C. Smith	1	0	0	1	0	0	0	6
Walker	1	0	0	1	0	0	0	6
Team	36	8	25	3	32/32	21/25	0	317
Opponents	44	16	26	2	39/40	26/33	1	385

**2-Pt. Conversions:** Mathis 2, Rison, Team 3-4.  
Opponents 1-4

**Sacks:** C. Smith 11.0, Geathers 8.0, Doleman 7.0,  
Archambeau 2.0, Harper 1.0, Matthews 1.0, Ross 1.0,  
Walker 1.0, Team 32.0, Opponents 37.0

Rushing	No.	Opps	Avg	Long	TD
Heyward	183	779	4.3	17	7
Pegram	103	358	3.5	25	1
J. George	30	66	2.2	10	0
Hebert	9	43	4.8	20	0
Emanuel	2	4	2.0	2	0
Alexander	1	0	0.0	0	0
J. Anderson	2	-1	-5.0	0	0
Team	330	1249	3.8	25	8
Opponents	426	1693	4.0	91	16

Receiving	No.	Yds	Avg	Long	TD
Mathis	111	1342	12.1	81	11
Rison	81	1008	13.4	69	8
Sanders	67	599	8.9	28	1
Emanuel	46	649	14.1	85	4
Heyward	32	335	10.5	34	1
Pegram	16	99	6.2	28	0
Harris	9	113	12.6	26	0
Lyons	7	54	7.7	10	0
Mims	3	14	4.7	6	0
Spencer	2	51	25.5	40	0
Team	374	4344	11.6	85	25
Opponents	364	4365	12.0	78	26

Interceptions	No.	Yds	Avg	Long	TD
D. Johnson	5	0	0.0	0	0
Clark TM	4	119	29.8	74	0
Walker	3	105	35.0	44	1
Ross	3	26	8.7	16	0
Case	2	12	6.0	12	0
C. Smith	1	36	36.0	36	1
Harper	1	22	22.0	22	0
Doleman	1	2	2.0	2	0
Phillips	1	0	0.0	0	0
Tuggle	1	0	0.0	0	0
Team	22	322	14.6	74	2
Opponents	25	419	16.8	93	1

Punting	No.	Yds	Avg	Net	TB	In	Ig	B
Alexander	71	2836	39.9	34.8	6	12	61	0
Tyner	8	285	35.6	31.8	0	2	46	0
Team	79	3121	39.5	34.5	6	14	61	0
Opponents	62	2661	42.9	38.6	4	27	67	0

Punt Returns	Ret	EC	Yds	Avg	Long	TD
Verdin	23	13	113	4.9	29	0
T. Smith	8	3	75	9.4	20	0
Team	31	16	188	6.1	29	0
Opponents	31	16	273	8.8	26	0

Kickoff Returns	No.	Yds	Avg	Long	TD
Verdin	44	1026	23.3	69	0
T. Smith	16	333	20.8	31	0
Pegram	9	145	16.1	35	0
Harris	2	47	23.5	30	0
Montgomery	2	58	29.0	37	0
J. Anderson	1	11	11.0	11	0
Heyward	1	7	7.0	7	0
Team	75	1627	21.7	69	0
Opponents	66	1328	20.1	39	0

Field Goals	1-19	20-29	30-39	40-49	50+
N. Johnson	0/0	9/9	7/7	4/4	1/5
Team	0/0	9/9	7/7	4/4	1/5
Opponents	1/1	4/4	13/16	7/9	1/3

N. Johnson: (52N)(48G)(50B,33G)(30G,22G)(51N)  
(27G,29G)(34G,53N)(23G)(23G)(23G,33G,30G,31G,  
48G,30G)(50G,40G)(42G,21G)(20G)(24G)  
Opponents: (37G)(0)(48G,19G,45G)(47N)(28G)(35G,  
38G)(38N,46G,31G,24G)(50G,33G,49G,47N)(34G,  
39G)(35G,50B)(24G,46G,37N,32G)(45G,33G,31G,  
34G,35G)(51N,37N)(22G,49G)

Passing	Att	Cmp	Yds	Cmp%	Yds/Att	TD	TD%	Int	Int%	Long	Sack/Lost	Rating
J. George	524	322	3734	61.5	7.13	23	4.4	18	3.4	85	32/206	83.3
Hebert	103	52	610	50.5	5.92	2	1.9	6	5.8	40	3/17	51.0
Emanuel	1	0	0	0.0	0.00	0	0.0	1	100.0	0	0/0	0.0
Klein	1	0	0	0.0	0.00	0	0.0	0	0.0	0	2/9	39.6
Team	629	374	4344	59.5	6.91	25	4.0	25	4.0	85	37/232	77.1
Opponents	580	364	4365	62.8	7.53	26	4.5	22	3.8	78	32/229	84.9

## OFFENSIVE STATISTICS 1966-98

### The 1995 Atlanta Falcons

Statistic	Atl.	Opp.
Total First Downs	317	340
Rushing	85	96
Passing	216	230
Penalty	16	14
3rd Down: Made/Att	80/198	95/231
3rd Down Pct.	40.4	41.1
4th Down: Made/Att	7/13	18/28
4th Down Pct.	53.8	64.3
Possession Avg.	29:27	30:33
Total Net Yards	5579	6088
Avg. Per Game	348.7	380.5
Total Plays	983	1084
Avg. Per Play	5.7	5.6
Net Yards Rushing	1393	1547
Avg. Per Game	87.1	96.7
Total Rushes	337	404
Net Yards Passing	4186	4541
Avg. Per Game	261.6	283.8
Sacked/Yards Lost	43/270	30/210
Gross Yards	4456	4751
Att./Completions	603/364	650/405
Completion Pct.	60.4	62.3
Had Intercepted	12	18
Punts/Average	67/41.2	70/43.3
Net Punting Avg.	67/36.2	70/36.1
Penalties/Yards	96/737	94/688
Fumbles/Ball Lost	21/9	21/12
Touchdowns	38	43
Rushing	8	12
Passing	26	28
Returns	4	3

Score By Periods	Q1	Q2	Q3	Q4	OT	PTS
Team	73	144	80	59	6	362
Opponents	94	103	57	92	3	349

Scoring	TD	Rush	Pass	Ret	K-PAT	FG	S	PTS
Andersen	0	0	0	0	29/30	31/37	0	122
Mathis	9	0	9	0	0	0	0	60
Metcalf	10	1	11	1	0	0	0	60
Heyward	8	6	2	0	0	0	0	48
Emanuel	5	0	5	0	0	0	0	30
Anderson	1	1	0	0	0	0	0	6
Birden	1	0	1	0	0	0	0	6
Montgomery	1	0	0	1	0	0	0	6
Preston	1	0	1	0	0	0	0	6
Ross	1	0	0	1	0	0	0	6
Tuggle	1	0	0	1	0	0	0	6
Zendejas TM	0	0	0	0	0/0	2/3	0	6
Brown	0	0	0	0	0	0	0	0
J. George	0	0	0	0	0	0	0	0
Hebert	0	0	0	0	0	0	0	0
Klein	0	0	0	0	0	0	0	0
LeBel	0	0	0	0	0	0	0	0
Lyons	0	0	0	0	0	0	0	0
Nagle	0	0	0	0	0	0	0	0
Sanders LG	0	0	0	0	0	0	0	0
Spencer	0	0	0	0	0	0	0	0
Team	38	8	26	4	29/30	33/40	0	362
Opponents	43	12	28	3	38/38	17/22	1	349

2-Pt. Conversions: Mathis 3, Team 3-8, Opponents 0-5

Sacks: Doleman 9.0, Geathers 7.0, Smith 5.5, Archambeau 3.0, Montgomery 3.0, Holt 1.0, Tuggle 1.0, Gardner 0.5, Team 30.0, Opponents 43.0

Rushing	No.	Yds	Avg	Long	TD
Heyward	236	1083	4.6	31	6
Anderson	39	161	4.1	13	1
Metcalf	28	133	4.8	23	1
J. George	27	17	0.6	6	0
Emanuel	1	0	0.0	0	0
Klein	0	0	—	—	0
Nagle	0	0	—	—	0
Stryzinski	1	0	0.0	0	0
Hebert	5	-1	-0.2	2	0
Team	337	1393	4.1	31	8
Opponents	404	1547	3.8	41	12

Passing	Att	Cmp	Yds	Cmp%	Yds/Att	TD	TD%	Int	Int%	Long	Sack/Lost	Rating
J. George	557	336	4143	60.3	7.4	24	4.3	11	2.0	62t	43/270	89.5
Hebert	45	28	313	62.2	6.96	2	4.4	1	2.2	37t	0/0	88.5
Metcalf	1	0	0	0.0	0.00	0	0.0	0	0.0	0	0/0	39.6
Klein	0	0	0	—	—	0	—	0	—	—	0/0	—
Nagle	0	0	0	—	—	0	—	0	—	—	0/0	—
Team	603	364	4456	60.4	7.39	26	4.3	12	2.0	62t	43/270	89.3
Opponents	650	405	4751	62.3	7.31	28	4.3	18	2.8	89t	30/210	87.3

Receiving	No.	Yds	Avg	Long	TD
Metcalf	104	1189	11.4	62t	8
Mathis	78	1039	13.3	54t	9
Emanuel	74	1039	14.0	52	5
Heyward	37	350	9.5	25	2
Birden	31	303	9.8	24	1
Brown	17	198	11.6	26	0
Preston	7	129	18.4	61t	1
Lyons	5	83	16.6	34	0
Spencer	5	60	12.0	22	0
Anderson	4	42	10.5	17	0
Sanders LG	2	24	12.0	21	0
Sanders TM	2	24	12.0	21	0
LeBel	0	0	—	—	0
Team	364	4456	12.2	62t	26
Opponents	405	4751	11.7	89t	28

Interceptions	No.	Yds	Avg	Long	TD
Tuggle	3	84	28.0	49	1
Ross	3	70	23.3	33	0
Taylor	3	31	10.3	31	0
Johnson	2	4	2.0	2	0
Mathews	2	1	0.5	1	0
Montgomery	1	71	71.0	71t	1
Phillips	1	43	43.0	43	0
Bush	1	0	0.0	0	0
Harper	1	0	0.0	0	0
Tippins	1	0	0.0	0	0
Davis	0	0	—	—	0
Edwards	0	0	—	—	0
lack	0	0	—	—	0
Miano	0	0	—	—	0
Shelley	0	0	—	—	0
Walker	0	0	—	—	0
Team	18	304	16.9	71t	2
Opponents	12	49	4.1	21	2

Punting	No.	Yds	Avg	Net	TB	In	Lg	B
Stryzinski	67	2759	41.2	36.2	5	21	64	0
Team	67	2759	41.2	36.2	5	21	64	0
Opponents	70	3031	43.3	36.1	6	23	80	0

Punt Returns	Ret	FC	Yds	Avg	Long	TD
Metcalf	39	14	383	9.8	66t	1
Team	39	14	383	9.8	66t	1
Opponents	28	21	236	8.4	52	0

Kickoff Returns	No.	Yds	Avg	Long	TD
Preston	30	627	20.9	44	0
Anderson	24	541	22.5	35	0
Metcalf	12	278	23.2	47	0
R. George	3	45	15.0	21	0
Tippins	1	15	15.0	15	0
Team	70	1506	21.5	47	0
Opponents	59	1323	22.4	46	0

Field Goals	1-19	20-29	30-39	40-49	50+
Andersen	1/1	8/8	11/11	3/8	8/9
Zendejas TM	0/0	0/0	0/0	2/3	0/0
Team	1/1	8/8	11/11	5/11	8/9
Opponents	0/0	8/10	5/6	4/6	0/0

Andersen: (27G,51G,58N,35G)(26G)(19G,33G,46G,21G)(37G,36G)(34G,54G,31G,32G,33G)(1)(30G)(21G,40G)(32G,47G,42N,44B)(44N,50G,49B)(40N,23G)(21G)(1)(25G,51G,55G,55G)(34G)(52G,28G,59G) Team: (27G,51G,58N,35G)(26G)(19G,33G,46G,21G)(37G,36G)(34G,54G,31G,32G,33G)(40G,48N,45G)(30G)(21G,40G)(32G,47G,42N,44B)(44N,50G,49B)(40N,23G)(21G)(1)(25G,51G,55G,55G)(34G)(52G,28G,59G) Opponents: (39G,41G)(27G,34N,45G)(21G)(37G)(27G)(28B)(39N)(1)(23G,38G,21G)(1)(44G,29G,23G,45N,28G)(42G,21B)(1)(39G,32G)

## OFFENSIVE STATISTICS 1966-98

### The 1996 Atlanta Falcons

Statistic	Atl.	Opp.
Total First Downs	292	309
Rushing	67	102
Passing	202	182
Penalty	23	25
3rd Down: Made/Att	79/200	87/206
3rd Down Pct.	39.5	42.2
4th Down: Made/Att	4/10	2/6
4th Down Pct.	40.0	33.3
Possession Avg.	29:52	30:08
Total Net Yards	5116	5786
Avg. Per Game	319.8	361.6
Total Plays	971	991
Avg. Per Play	5.3	5.8
Net Yards Rushing	1461	2041
Avg. Per Game	91.3	127.6
Total Rushes	329	473
Net Yards Passing	3655	3745
Avg. Per Game	228.4	234.1
Sacked/Yards Lost	42/254	36/208
Gross Yards	3909	3953
Att./Completions	600/356	485/302
Completion Pct.	59.3	62.3
Had Intercepted	30	6
Punts/Average	75/42.0	64/42.1
Net Punting Avg.	75/35.5	64/35.3
Penalties/Yards Lost	111/961	106/816
Fumbles/Ball Lost	23/11	27/17
Touchdowns	35	48
Rushing	9	18
Passing	26	26
Returns	0	4

Score By Periods	Q1	Q2	Q3	Q4	OT	PTS
Team	52	82	82	93	0	309
Opponents	100	157	87	117	0	461

Scoring	TD	Rush	Pass	Ret	K-PAT	FG	S	PTS
Andersen	0	0	0	0	31/31	22/29	0	97
Mathis	7	0	7	0	0	0	0	44
Anderson	6	5	1	0	0	0	0	36
Emanuel	6	0	6	0	0	0	0	36
Metcalf	6	0	6	0	0	0	0	36
Heyward	3	3	0	0	0	0	0	18
Birden	2	0	2	0	0	0	0	12
T. Brown	1	0	1	0	0	0	0	6
Hebert	1	1	0	0	0	0	0	6
Lyons	1	0	1	0	0	0	0	6
Preston	1	0	1	0	0	0	0	6
Toback	1	0	1	0	0	0	0	6
Team	35	9	26	0	31/31	22/29	0	309
Opponents	48	18	26	4	43/43	42/44	1	461

2-Plt. Conversions: Mathis, Team 1-4, Opponents 1-5

Sacks: Matthews 6.5, Hall 6.0, Smith 6.0, Owens 5.5, Bennett 3.0, Archambeau 2.0, R. George 2.0, Brandon 1.0, McKyer 1.0, Riddick 1.0, Tuggle 1.0, Zgonina 1.0, Team 36.0, Opponents 42.0

Rushing	No.	Yds	Avg	Long	TD
Anderson	232	1055	4.5	321	5
Heyward	72	321	4.5	34	3
Hebert	15	59	3.9	25	1
J. George	5	10	2.0	5	0
Huntley	2	8	4.0	5	0
Metcalf	3	8	2.7	4	0
Team	329	1461	4.4	34	9
Opponents	473	2041	4.3	67	18

Receiving	No.	Yds	Avg	Long	TD
Emanuel	75	921	12.3	53	6
Mathis	69	771	11.2	55	7
Metcalf	54	599	11.1	67	6
Anderson	49	473	9.7	34	1
Birden	30	319	10.6	57	2
T. Brown	28	325	11.6	38	1
Preston	21	208	9.9	171	1
Heyward	16	168	10.5	25	0
Scott	7	80	11.4	27	0
Lyons	4	16	4.0	5	1
Toback	2	15	7.5	14	1
Huntley	1	14	14.0	14	0
Team	356	3909	11.0	67	26
Opponents	302	3953	13.1	771	26

Interceptions	No.	Yds	Avg	Long	TD
Edwards	2	15	7.5	15	0
Smith	1	21	21.0	21	0
Bennett	1	3	3.0	3	0
Bush	1	2	2.0	2	0
Walker	1	0	0.0	0	0
Team	6	41	6.8	21	0
Opponents	30	324	10.8	551	2

Punting	No.	Yds	Avg	Net	TB	In	Ig	B
Stryzinski	75	3152	42.0	35.5	4	22	58	0
Team	75	3152	42.0	35.5	4	22	58	0
Opponents	64	2697	42.1	35.3	6	19	68	1

Punt Returns	Ret	FC	Yds	Avg	Long	TD
Metcalf	27	9	296	11.0	39	0
Mathis	3	1	19	6.3	10	0
Heyward	1	0	0	0.0	0	0
Team	31	10	315	10.2	39	0
Opponents	32	25	413	12.9	781	1

Kickoff Returns	No.	Yds	Avg	Long	TD
Metcalf	49	1034	21.1	55	0
Preston	32	681	21.3	50	0
Anderson	4	80	20.0	27	0
Heyward	1	18	18.0	18	0
Styles	1	12	12.0	12	0
Team	87	1825	21.0	55	0
Opponents	53	1314	24.8	971	1

Field Goals	1-19	20-29	30-39	40-49	50+
Andersen	0/0	5/5	9/11	7/8	1/5
Team	0/0	5/5	9/11	7/8	1/5
Opponents	0/0	18/18	14/14	9/10	1/2

Andersen: (46G,33N,33G)(20G,45N)(43G)(20G)(47G)(23G,54G,32G,28G,37G)(41G)(25G,45G)(47G)(55N,38G,52N)(33G,54N)(32G)(33G)(34G,31G)(46G,30B)

Opponents: (32G,36G,53G,38G,42G)(26G,30G,21G)(28G,33G,39G,25G)(21G,43G,46G,29G,29G,38G)(51N,27G,35G,35G)(49G)(27G,20G)(40G)(42G)(42G,37G,30G)(36G,20G)(39G,26G,43G,23G)(34G,41B)(25G,25G)(23G,26G,22G,42G)

Passing	Att	Cmp	Yds	Cmp%	Yds/Att	TD	TD%	Int	Int%	Long	Sack/Lost	Rating
Hebert	488	294	3152	60.2	6.46	22	4.5	25	5.1	57	27/150	72.9
J. George	99	56	698	56.6	7.05	3	3.0	3	3.0	67	11/81	76.1
Nagle	13	6	59	46.2	4.54	1	7.7	2	15.4	17	4/20	45.5
Team	600	356	3909	59.3	6.52	26	4.3	30	5.0	67	42/254	72.3
Opponents	485	302	3953	62.3	8.15	26	5.4	6	1.2	771	36/208	100.6

## OFFENSIVE STATISTICS 1966-98

### The 1997 Atlanta Falcons

Statistic	Atl.	Opp.
Total First Downs	281	274
Rushing	88	76
Passing	168	180
Penalty	25	18
3rd Down: Made/Att	74/210	78/213
3rd Down Pct.	35.2	36.6
4th Down: Made/Att	8/13	10/12
4th Down Pct.	61.5	83.3
Possession Avg.	31:29	28:31
Total Net Yards	4716	5106
Avg. Per Game	294.8	319.1
Total Plays	980	960
Avg. Per Play	4.8	5.3
Net Yards Rushing	1643	1666
Avg. Per Game	102.7	104.1
Total Rushes	442	409
Net Yards Passing	3073	3440
Avg. Per Game	192.1	215.0
Sacked/Yards Lost	54/372	55/354
Gross Yards	3445	3794
Att./Completions	484/273	496/275
Completion Pct.	56.4	55.4
Had Intercepted	11	18
Punts/Average	89/39.3	90/42.6
Net Punting Avg.	89/36.7	90/35.9
Penalties/Yards	101/773	115/872
Fumbles/Ball Lost	34/13	27/10
Touchdowns	36	45
Rushing	8	18
Passing	26	24
Returns	2	3

Score By Periods	Q1	Q2	Q3	Q4	OT	PTS
Team	58	97	99	66	0	320
Opponents	70	118	72	101	0	361

Scoring	TD	Rush	Pass	Ret	K-PAT	FG	S	PTS
Andersen	0	0	0	0	35/35	23/27	0	104
Anderson	10	7	3	0	0/0	0/0	0	60
Emanuel	9	0	9	0	0	0	0	54
Mathis	6	0	6	0	0	0	0	36
Hanspard	3	0	1	2	0	0	0	18
Santiago	2	0	2	0	0	0	0	12
Bentley LG	0	0	0	0	4/4	2/3	0	10
Christian	1	0	1	0	0	0	0	6
Green	1	1	0	0	0	0	0	6
Haynes	1	0	1	0	0	0	0	6
Kinchen	1	0	1	0	0	0	0	6
Kozlowski	1	0	1	0	0	0	0	6
West	1	0	1	0	0	0	0	6
Tolliver TM	0	0	0	0	0	0	0	0
Team	36	8	26	2	35/35	23/27	0	320
Opponents	45	18	24	3	39/39	14/20	1	361

2-Pt. Conversions: Team 0-1, Opponents 4-6

Sacks: C. Smith 12.0, Hall 10.5, Archambeau 8.5, Owens 8.0, Bennett 7.0, Dronett 3.0, Crockett 2.0, Tuggle 1.5, Brandon 1.0, Burrough 1.0, Pleasant 0.5, Team 55.0, Opponents 54.0

Rushing	No.	Yds	Avg	Long	TD
Anderson	290	1002	3.5	39	7
Hanspard	53	335	6.3	77	0
Chandler	43	158	3.7	19	0
Green	36	78	2.2	22	1
Mathis	3	35	11.7	16	0
Graziani	3	19	6.3	10	0
Christian	7	8	1.1	3	0
Tolliver TM	7	8	1.1	12	0
Team	442	1643	3.7	77	8
Opponents	409	1666	4.1	61	18

Passing	Att	Cmp	Yds	Cmp%	Yds/Att	TD	TD%	Int	Int%	Long	Sack/Lost	Rating
Chandler	342	202	2692	59.1	7.87	20	5.8	7	2.0	56	39/261	95.1
Tolliver TM	115	63	685	54.8	5.96	5	4.3	1	0.9	47	14/104	83.4
Graziani	23	7	41	30.4	1.78	0	0.0	2	8.7	13	1/7	3.7
Anderson	4	1	27	25.0	6.75	1	25.0	1	25.0	27	0/0	55.2
Team	484	273	3445	56.4	7.12	26	5.4	11	2.3	56	54/372	87.2
Opponents	496	275	3794	55.4	7.65	24	4.8	18	3.6	82	55/354	81.2

Receiving	No.	Yds	Avg	Long	TD
Emanuel	65	991	15.2	56	9
Mathis	62	402	12.9	49	6
Green	29	360	12.4	47	0
Anderson	29	284	9.8	47	3
Christian	22	154	7.0	19	1
Santiago	17	217	12.8	30	2
Kinchen	16	266	16.6	53	1
Haynes	12	154	12.8	24	1
Kozlowski	7	99	14.1	29	1
West	7	63	9.0	23	1
Hanspard	6	53	8.8	21	1
E. Smith	1	2	2.0	2	0
Team	273	3445	12.6	56	26
Opponents	275	3794	13.8	82	24

Interceptions	No.	Yds	Avg	Long	TD
Buchanan	5	49	9.8	31	0
Bradford	4	9	2.3	9	0
Booker	3	16	5.3	10	0
Owens	1	14	14.0	14	0
White	1	11	11.0	11	0
McGill	1	7	7.0	7	0
Bush	1	4	4.0	4	0
C. Smith	1	4	4.0	4	0
Archambeau	1	0	0.0	0	0
Team	18	114	6.3	31	0
Opponents	11	124	11.3	38	1

Punting	No.	Yds	Avg	Net	TB	In	Lg	B
Stryzinski	89	3498	39.3	36.7	9	20	57	0
Team	89	3498	39.3	36.7	9	20	57	0
Opponents	90	3835	42.6	35.9	6	25	59	1

Punt Returns	Ret	FC	Yds	Avg	Long	TD
Kinchen	52	13	446	8.6	38	0
Buchanan	0	1	37	—	37	0
Team	52	14	483	9.3	38	0
Opponents	21	45	55	2.6	24	0

Kickoff Returns	No.	Yds	Avg	Long	TD
Hanspard	40	987	24.7	99	2
Bolden	5	106	21.2	34	0
Kozlowski	2	49	24.5	26	0
Burrough	1	6	6.0	6	0
Green	1	23	23.0	23	0
Kinchen	1	18	18.0	18	0
Owens	1	9	9.0	9	0
Team	51	1198	23.5	99	2
Opponents	52	1167	22.4	43	0

Field Goals	1-19	20-29	30-39	40-49	50+
Andersen	1/1	10/10	7/7	3/6	2/3
Bentley LG	0/0	1/1	1/1	0/1	0/0
Anderson	0/0	0/0	0/0	0/0	0/0
Team	1/1	10/10	7/7	3/6	2/3
Opponents	0/0	2/3	10/10	1/5	1/2

Andersen: (30G,42N)(25G,28G)(51G)(52N)(25G,32G,55G)(34G,44G)(37G,27G)(34G)(27G,44G)(43N,43G,22G)(18G)(42N,21G,33G)(25G,31G,20G,26G)  
 Bentley, Den.-Atl.: 0(0)0(0)(21G,48N,33G)  
 Bentley, Atl.: 0(0)0(0)0(0)0(0)0  
 Team: (30G,42N)(25G,28G)(51G)(52N)(25G,32G,55G)(34G,44G)(37G,27G)(34G)(27G,44G)(43N,43G,22G)(18G)(42N,21G,33G)(25G,31G,20G,26G)  
 Opponents: 0(55N,31G,31G,39G)(49G,31G)(22G,32G)(35G)(38G)(54G)(28N,48N)(22G,42B)(48N,35G)(37G,42B)(39G)

## OFFENSIVE STATISTICS 1966-98

### The 1998 Atlanta Falcons

Statistic	Atl.	Opp.
Total First Downs	319	267
Rushing	111	65
Passing	175	172
Penalty	33	30
3rd Down: Made/Att	83/199	72/201
3rd Down Pct.	41.7	35.8
4th Down: Made/Att	1/3	9/19
4th Down Pct.	33.3	47.4
Possession Avg.	33:10	26:50
Total Net Yards	5487	4734
Avg. Per Game	342.9	295.9
Total Plays	993	950
Avg. Per Play	5.5	5.0
Net Yards Rushing	2101	1203
Avg. Per Game	131.3	75.2
Total Rushes	516	361
Net Yards Passing	3386	3531
Avg. Per Game	211.6	220.7
Sacked/Yards Lost	53/358	38/275
Gross Yards	3744	3806
Att./Completions	424/237	551/311
Completion Pct.	55.9	56.4
Had Intercepted	15	19
Punts/Average	74/40.0	80/42.8
Net Punting Avg.	74/36.6	80/37.5
Penalties/Yards	116/841	118/858
Fumbles/Ball Lost	24/9	37/25
Touchdowns	53	35
Rushing	18	7
Passing	28	22
Returns	7	6

Receiving	No.	Yds	Avg	Long	TD
Martin	66	1181	17.9	62	6
Mathis	64	1136	17.8	78t	11
Santiago	27	428	15.9	62t	5
J. Anderson	27	319	11.8	27	2
Christian	19	214	11.3	39	1
Kinchen	11	157	14.3	32	1
Kozlowski	10	103	10.3	25	1
Dwight	4	94	23.5	44t	1
Downs	4	31	7.8	11	0
Green	2	34	17.0	28	0
Chandler	1	22	22.0	22	0
Harris LG	1	14	14.0	14	0
Harris TM	1	14	14.0	14	0
Oxendine	1	11	11.0	11	0
Team	237	3744	15.8	78t	28
Opponents	311	3806	12.2	82t	22

Interceptions	No.	Yds	Avg	Long	TD
Buchanan	7	102	14.6	34	0
Robinson	4	36	9.0	25t	1
Bradford	3	11	3.7	11t	1
White	2	36	18.0	36	0
Booker	1	27	27.0	27	0
Brooking	1	12	12.0	12	0
Sauer	1	0	0.0	0	0
Team	19	224	11.8	36	2
Opponents	15	224	14.9	63t	2

Punting	No.	Yds	Avg	Net	TB	In	Lg	B
Stryzinski	74	2963	40.0	36.6	7	25	55	0
Team	74	2963	40.0	36.6	7	25	55	0
Opponents	80	3427	42.8	37.5	6	19	60	0

Score By Periods	Q1	Q2	Q3	Q4	OT	PTS
Team	114	91	106	131	0	442
Opponents	60	95	76	58	0	289

Punt Returns	Ret	FC	Yds	Avg	Long	TD
Dwight	31	13	263	8.5	23	0
Kinchen	6	5	38	6.3	9	0
Harris LG	2	6	-6	-3.0	-1	0
Harris TM	1	6	-1	-1.0	-1	0
Buchanan	1	0	4	4.0	4	0
Mathis	1	0	0	0.0	0	0
Team	40	24	304	7.6	23	0
Opponents	20	29	112	5.6	37	0

Scoring	TD	Rush	Pass	Ret	K-PAT	FG	S	PTS
Andersen	0	0	0	0	51/52	23/28	0	120
J. Anderson	16	14	2	0	0/0	0/0	0	98
Mathis	11	0	11	0	0	0	0	66
Martin	6	0	6	0	0	0	0	36
Santiago	5	0	5	0	0	0	0	30
Christian	3	2	1	0	0	0	0	18
Chandler	2	2	0	0	0	0	0	12
Dwight	2	0	1	1	0	0	0	12
Bradford	1	0	0	1	0	0	0	8
A. Edwards	1	0	0	1	0	0	0	6
Kinchen	1	0	1	0	0	0	0	6
Kozlowski	1	0	1	0	0	0	0	6
Robinson	1	0	0	1	0	0	0	6
C. Smith	1	0	0	1	0	0	0	6
Tuggle	1	0	0	1	0	0	0	6
White	1	0	0	1	0	0	0	6
Team	53	10	28	7	51/52	23/28	1	442
Opponents	35	7	22	6	28/31	15/20	1	289

Kickoff Returns	No.	Yds	Avg	Long	TD
Dwight	36	973	27.0	93t	1
E. Williams	7	132	18.9	28	0
Green	1	24	24.0	24	0
Harris LG	1	16	16.0	16	0
Harris TM	1	16	16.0	16	0
Kozlowski	1	12	12.0	12	0
Team	46	1157	25.2	93t	1
Opponents	69	1613	23.4	102t	1


Field Goals	1-19	20-29	30-39	40-49	50+
Andersen	0/1	8/9	7/7	6/9	2/2
Team	0/1	8/9	7/7	6/9	2/2
Opponents	0/0	5/5	6/6	4/7	0/2

2-Pt. Conversions: J. Anderson, Team 1-1, Opponents 2-4  
 Sacks: Archembeau 10.0, C. Smith 8.5, Dronett 6.5, Hall 4.5, Tuggle 3.0, Fuller 2.0, Bennett 1.0, Crockett 1.0, A. Edwards 1.0, Burrough 0.5, Team 38.0, Opponents 53.0

Andersen: (43G)(23G)0(23G,25G,28G)(26G,32G)(22G,45N)(53G)(23G,22G,29B,43G)(47B,40G,32G)(37G)(50G,44G)(42G,32G)(47N)(49G,33G)(34G)(35G,19N)  
 Opponents: 0(45N,24G,42G)(31G,43N)(54N,28G)(46G,45G)0(0)(40G)(24G,28G)(35G,32G)(61N,39G,48N)0(36G)(30G)(26G)

Rushing	No.	Yds	Avg	Long	TD
J. Anderson	410	1846	4.5	48	14
Chandler	36	121	3.4	19	2
Oxendine	18	50	2.8	21	0
Green	20	37	1.9	6	0
Christian	8	21	2.6	6	2
Graziani	4	21	5.3	12	0
Dwight	8	19	2.4	7	0
Downs	1	4	4.0	4	0
E. Williams	2	-2	-1.0	2	0
Mathis	1	-6	-6.0	-6	0
DeBerg	8	-10	-1.2	2	0
Team	516	2101	4.1	48	18
Opponents	361	1203	3.3	32	7

Passing	Att	Cmp	Yds	Cmp%	Yds/Att	TD	TD%	Int	Int%	Long	Sack/Lost	Rating
Chandler	327	190	3154	58.1	9.65	25	7.6	12	3.7	78t	45/283	100.9
DeBerg	59	30	369	50.8	6.25	3	5.1	1	1.7	35t	6/60	80.4
Graziani	33	16	199	48.5	6.03	0	0.0	2	6.1	32	2/15	42.4
J. Anderson	2	0	0	0.0	0.00	0	0.0	0	0.0	0	0/0	39.6
Dwight	2	1	22	50.0	11.00	0	0.0	0	0.0	22	0/0	89.6
Martin	1	0	0	0.0	0.00	0	0.0	0	0.0	0	0/0	39.6
Team	424	237	3744	55.9	8.83	28	6.6	15	3.5	78t	53/358	92.7
Opponents	551	311	3806	56.4	6.91	22	4.0	19	3.4	82t	38/275	76.8



**DRAFT HISTORY**

## Falcons Top Draft Picks 1966-99

1966 – Tommy Nobis, LB Texas	1983 – Mike Pitts, DE Alabama
1967 – Leo Carroll, DE (2nd round) San Diego State	1984 – Rick Bryan, DT Oklahoma
1968 – Claude Humphry, DE Tennessee State	1985 – Bill Fralic, OT Pittsburgh
1969 – George Kunz, T Notre Dame	1986 – Tony Casillas, NT Oklahoma
1970 – John Small, LB Citadell	1987 – Chris Miller, QB Oregon
1971 – Joe Profit, RB N.E. Louisiana	1988 – Aundry Bruce, LB Auburn
1972 – Clarence Ellis, S Notre Dame	1989 – Deion Sanders, CB Florida State
1973 – Greg Marx, DT (2nd round) Notre Dame	1990 – Steve Broussard, RB Washington State
1974 – Gerald Tinker, WR (2nd round) Kent State	1991 – Bruce Pickens, CB Nebraska
1975 – Steve Bartkowski, QB California	1992 – Bob Whitfield, OT Stanford
1976 – Bubba Bean, RB Texas A&M	1993 – Lincoln Kennedy, G/T Washington
1977 – Warren Byrant, OT Kentucky	1994 – Bert Emanuel, WR (2nd round) Rice
1978 – Mike Kenn, OT Michigan	1995 – Devin Bush, S Florida State
1979 – Don Smith, DE Miami	1996 – Shannon Brown, DT (3rd round) Alabama
1980 – Junior Miller, TE Nebraska	1997 – Michael Booker, CB Nebraska
1981 – Bobby Butler, CB Florida State	1998 – Keith Brooking, LB Georgia Tech
1982 – Gerald Riggs, RB Arizona State	1999 – Patrick Kerney, DE Virginia

# Falcons Draft Choices

## 1966

- Tommy Nobis, LB (1) ..... Texas
- Randy Johnson, QB (15) ..... Texas A&I
- Nick Rassas, S ..... Notre Dame
- Jerry Jones, T ..... Bowling Green
- Mike Dennis, RB ..... Mississippi
- Phil Sheridan, TE ..... Notre Dame
- Ken Reaves, CB ..... Norfolk State
- Bill Asbiter, RB ..... Kent State
- Bill Wolski, RB ..... Notre Dame
- Martin Kahn, T ..... N. Texas State
- Charlie Casey, WR ..... Florida
- Bill Johnson, RB ..... Suwanee
- Bill Goss, LB ..... Tulane
- Bob Sanders, C ..... N. Texas State
- Mike Bender, G ..... Arkansas
- Steve Sloan, QB ..... Alabama
- Ken Hollister, T ..... Indiana
- Bob Collins, T ..... South Carolina
- Steve Ecker, P ..... Shippensburg State
- Tommy Tolleson, WR ..... Alabama
- Jim Vining, G ..... Rice
- Lurley Archambeau, C ..... Toledo
- Doug Korver, C ..... State Col. of Iowa
- Walt Mainer, CB-S ..... Xavier
- Bob Riggie, S ..... Penn. State

## 1967

- Choice traded to San Francisco
- Leo Carroll, DE (31) ..... San Diego State
- Jimmy Jordan, RB ..... Florida
- Choice traded to Cleveland
- Bill Delaney, TE ..... Amer. Internat'l.
- Randy Matson, DE ..... Texas A&M  
(from S.F)
- Choice traded to Baltimore
- Gene Snipes, WR ..... Elizabeth City  
(from Los Angeles)
- Martine Bercher, CB-S ..... Arkansa  
(from Baltimore)
- Corey Colehour, QB ..... North Dakota
- Choice traded to Washington
- Bob Moten, WR ..... Bishop, Tex.
- Dick Schafroth, T ..... Iowa
- John Walker, LB ..... Jackson State
- Bill Gentry, LB ..... North Carolina State
- Sandor Szabo, K ..... Ithaca
- Tom Bryan, RB ..... Auburn
- Al Nicholas, RB ..... Sacramento State
- Larry Chester, CB-S ..... Allen
- Bill Buckner, QB ..... Delta State

## 1968

- Claude Humphrey, DE (3) ..... Tenn. St.
- Carlton Dabney, DT ..... Morgan State
- John Wright, WR ..... Illinois  
(from Green Bay through Los Angeles)
- Choice traded to Chicago
- Choice traded to St. Louis
- Choice traded to Washington
- Jim Hagle, RB ..... So. Methodist
- Joe Wynns, CB-S ..... S. Carolina State  
(from Pittsburgh)
- Rick Eber, WR ..... Tulsa  
(from Baltimore)
- Choice traded to Minnesota
- Ray Jeffords, TE ..... Georgia
- Henry Holland, C ..... No. Texas State
- Mike Tomasini, DT ..... Colorado State
- Greg Brezina, LB ..... Houston
- A.J. Vaughan, RB ..... Wayne State
- Bill Harris, RB ..... Colorado
- Joe Polk, RB ..... Livingstone, N.C.
- Don Bean, WR ..... Houston
- Roy Hall, T ..... San Jose State
- Jim Schmidt, CB-S ..... San Francisco

## 1969

- George Kunz, T (2) ..... Notre Dame
- Paul Gipson, RB ..... Houston
- Malcolm Snider, G ..... Stanford
- Jon Sandstrom, G ..... Oregon State  
(from N.Y. Giants through Los Angeles)
- Jim Mitchell, TE ..... Prairie View
- Dicky Lyons, RB ..... Kentucky (from Balt)
- Choice traded to Minnesota
- Tony Pleviak, DT ..... Illinois  
(from Dallas through Baltimore)
- Choice traded to Los Angeles
- Wally Oyler, CB-S ..... Louisville (from Det.)
- Dick Enderle, G ..... Minnesota
- Ted Cottrell, LB ..... Delaw. Valley (from Det)
- Jim Callahan, WR ..... Temple
- Choice traded to Baltimore
- Jeff Stanciel, RB ..... Miss. Valley
- Jeff Van Note, C ..... Kentucky
- Denver Samples, DE ..... Texas-El Paso
- Harry Carpenter, G ..... Tennessee State
- Billy Hunt, CB-S ..... Kansas
- Jim Weatherford, S ..... Tennessee
- Ed Hughes, RB ..... Texas Southern
- Paul Williams, WR ..... California

## FALCONS DRAFT CHOICES

### 1970

1. John Small, LB (12) ..... Citadel
2. Art Malone, RB ..... Arizona State
3. Andy Maurer, G ..... Oregon  
Todd Synder, WR ..... Ohio U. (from NYG)
4. Paul Reed, T ..... Johnson C. Smith (from Phil)  
Choice traded to St. Louis
5. Bruce Van Ness, RB ..... Rutgers  
(from Philadelphia through N.Y. Giants)  
Ken Hennrich, C ..... Oklahoma
6. Mack Herron, RB ..... Kansas State  
Jade Butcher, WR ..... Indiana (from Wash)  
Randy Marshall, DE ..... Linfield (from L.A)
7. Choice traded to Los Angeles  
Gary Orcutt, WR ..... S. California (from NYG)
8. Larry Brewer, TE ..... Louisiana Tech (from NYG)  
Seth Miller, S ..... Arizona State
9. Roy Robinson, CB-S ..... Montana
10. Jim Hatcher, CB-S ..... Kansas
11. Mike Brunson, WR-RB ..... Arizona State
12. Lonnie Holton, RB ..... Northern Michigan
13. Rick Stepanek, DT ..... Iowa
14. Chuck Wald, WR ..... No. Dakota State
15. Keith Mauney, CB-S ..... Princeton
16. Steve Parnell, WR ..... Massachusetts
17. Bill Bell, K ..... Kansas

### 1971

1. Joe Profit, RB (7) ..... N.E. Louisiana
2. Ken Burrow, WR ..... San Diego State
3. Leo Hart, QB ..... Duke
4. Mike Potchad, DT ..... Pittsburg State
5. Ray Jarvis, WR ..... Norfolk State
6. Tom Hayes, CB ..... San Diego State  
Ray Brown, S ..... West Texas St. (from NYG)
7. Wes Chesson, WR ..... Duke
8. Dennis Havig, G ..... Colorado
9. Alvin Griffin, WR ..... Tuskegee
10. Faddie Tillman, DE ..... Boise State
11. Larry Shears, CB/S ..... Lincoln, Mo.
12. Ronny Lowe, WR ..... Fort Valley State
13. Dan Crooks, CB-S ..... Wisconsin
14. Deryl Comer, TE ..... Texas
15. Wallace Clark, RB ..... Auburn
16. Lindsey James, RB/TE ..... San Diego St.
17. Willie Martin, RB ..... Johnson C. Smith

### 1972

1. Clarence Ellis, S (15) ..... Notre Dame
2. Pat Sullivan, QB ..... Auburn  
(from Philadelphia through Detroit)  
Steve Okoniewski, T ..... Montana (from Det.)  
Roosevelt Manning, DT ..... N.E. Okla.
3. Les Goodman, RB ..... Yankton, S.D.
4. Andy Howard, DT ..... Grambling
5. Bill Taylor, RB ..... Michigan (from Buff)  
Ralph Cindrich, LB ..... Pittsburgh
6. Mike Perfetti, P-S ..... Minnesota  
(from New England through N.Y. Giants)  
Fred Riley, WR ..... Idaho  
(choice reacquired from New Orleans)
7. Lance Moon, RB ..... Wisconsin
8. Hank Brandon, RB ..... Southern U.
9. Ray Easterling, S ..... Richmond
10. Choice traded to St. Louis
11. Jack Phillips, WR ..... Grambling
12. Larry Mialik, TE ..... Wisconsin
13. Henry Sovio, TE ..... Hawaii
14. Tom Chandler, LB ..... Minnesota
15. Oscar Jenkins, CB ..... Virginia Union
16. Larry Butler, LB ..... Stanford
17. Bill Holland, RB ..... So. California

### 1973

1. Choice traded to Houston
2. Greg Marx, DT (39) ..... Notre Dame
3. Choice traded to San Diego through Oakland
4. Thomas Geredine, WR ..... N.E. Mo. State
5. Choice traded to Washington
6. Nick Bebout, T ..... Wyoming
7. George Campbell, CB ..... Iowa St.
8. Tom Reed, G ..... Arkansas
9. Russ Ingram, C ..... Tex. Tech
10. Nick Mike-Mayer, K ..... Temple
11. Byron Buelow, DB ..... LaCrosse, Wis.
12. Mike Samples, DT ..... Drake
13. Chris Stecher, T ..... Claremont-Mudd
14. John Madeya, QB ..... Louisville
15. Tom Gage, DB ..... Lamar Tech
16. Rufus Ferguson, RB ..... Wisconsin
17. Jim Hodge, WR ..... Arkansas

### 1974

1. Traded choice and quarterback Bob Berry to Minnesota for veterans Bob Lee, a quarterback, and linebacker Lonnie Warwick.
2. Gerald Tinker, WR (44) ..... Kent State
3. Kim McQuilken, QB ..... Lehigh
4. Maurice Spencer, DB ..... N. Carolin Central
4. Vince Kendrick, RB ..... Florida
5. Henry Childs, TE ..... Kansas State
6. Monroe Eley, RB ..... Ariz. State
6. Doyle Orange, RB ..... Southern Miss.
7. James Coode, T ..... Michigan
8. Choice to Green Bay through New Orleans
9. Larry Bailey, DT ..... Pacific
10. Paul Ryzek, C ..... Virginia
11. Eddie Wilson, WR ..... Albany State
12. Vic Koegel, LB ..... Ohio State
13. Ralph Powell, RB ..... Nebraska
14. John Givens, G ..... Villanova
15. Willie Jones, WR ..... Iowa State
16. Sylvester McGee, RB ..... Rhode Island
17. Al Davis, G/T ..... Boise State

## FALCONS DRAFT CHOICES

### 1975

1. Steve Bartkowski, QB (1) ..... California
2. Ralph Ortega, LB ..... Florida
3. Woody Thompson, RB ..... Miami
4. John Nessel, G ..... Penn. State
5. Greg McCrary, TE ..... Clark
6. Fulton Kuykendall, LB ..... UCLA
- Doug Payton, G ..... Colorado
7. Mike Esposito, RB ..... Boston College
8. Brent Adams, T ..... Univ. Tenn./C'nooga
9. Brad Davis, RB ..... LSU
10. Marshall Mills, WR ..... West Virginia
11. Jeff Merrow, DT ..... West Virginia
12. Alonza Pickett, T ..... Texas Southern
13. Carl Russ, LB ..... Michigan
14. Steve Robinson, DT ..... Tuskegee
15. Jimmy Robinson, WR ..... Georgia Tech
16. Steve Knutson, G ..... Southern Cal.
17. Mitch Anderson, QB ..... Northwestern

### 1976

1. Bubba Bean, RB (9) ..... Texas A&M
2. Sonny Collins, RB ..... Kentucky
3. Dave Scott, T ..... Kansas
4. Walt Brett, DE ..... Montana
5. Traded to Minnesota
6. Stan Varner, DT ..... Brigham Young
7. Karl Farmer, WR ..... Pittsburgh
8. Frank Reed, DB ..... Washington
9. Phil McKinney, T ..... UCLA
10. No Selection
11. Chuck Brislin, T ..... Mississippi State
12. Pat Bolton, K ..... Montana State
13. Mike Williams, T ..... Florida
14. Mark Husfloen, DE ..... Washington State
15. Ron Olson, DB ..... Washington
16. Pat Curto, LB ..... Ohio State
17. Tony Green, DB ..... Texas Tech

### 1977

1. Warren Byrant, OT (6) ..... Kentucky
- Wilson Faumuina, DT (20) ... San Jose State
2. R.C. Thielemann, OG-C ..... Arkansas
3. Edgar Fields, DT-DE ..... Texas A&M
4. Allan Leavitt, KS ..... Georgia
5. Shelton Diggs, WR ..... So. California
6. Keith Jenkins, DB ..... Cincinnati
7. No selection
8. Walter Packer, WR ..... Mississippi State
9. John Maxwell, OT ..... Boston College
- Robert Speer, DE ..... Arkansas State
10. Billy Ryckman, WR ..... Louisiana Tech
11. Dave Farmer, RB ..... Southern California
12. Don Parrish, DE ..... Pittsburgh

### 1978

1. Mike Kenn, OT (13) ..... Michigan
2. Steve Stewart, LB ..... Minnesota
3. Stan Waldemore, OG ..... Nebraska
4. Brian Cabral, LB ..... Colorado
5. Dennis Pearson, WR ..... San Diego St.
6. Rodney Parker, WR ..... Tennessee St.
7. Alfred Jackson, WR ..... Texas
- James Wright, TE ..... Texas Christian
8. David Adkins, LB ..... Ohio St.
- David Williams, DB ..... Tennessee-Martin
9. Tom Pridemore, DB ..... West Virginia
10. Ricky Palton, RB ..... West Virginia
- Ray Strong, RB ..... Nevada-Las Vegas
11. Milton "Scooter" Reed, DB ..... Baylor
12. Daria Butler, LB ..... Oklahoma St.

### 1979

1. Don Smith, DE (17) ..... Miami
2. Pat Howell, G ..... Southern California
3. James Mayberry, RB ..... Colorado
- William Andrews, RB ..... Auburn
4. Lynn Cain, RB ..... Southern California
- Charles Johnson, DB ..... Grambling
5. Mike Zele, DT ..... Kent State
6. Mike Moroski, QB ..... Cal-Davis
7. Roger Westlund, OT ..... Washington
8. Keith Miller, LB ..... NE Oklahoma
9. Dave Parkin, DB ..... Utah State
10. Bruce Beekley, LB ..... Oregon
11. Bill Leer, C ..... Colorado St.
12. Stuart Walker, LB ..... Colorado

### 1980

1. Junior Miller, TE (7) ..... Nebraska
2. Buddy Curry, LB ..... North Carolina
3. Earl Jones, CB ..... Norfolk State
4. Jim Laughlin, LB ..... Ohio State
- I.M. Hipp, RB ..... Nebraska
5. Brad Vassar, LB ..... Pacific
- Kenny Johnson, DB ..... Mississippi State
6. Mike Davis, DB ..... Colorado
7. Mike Smith, WR ..... Grambling
8. Al Richardson, LB ..... Georgia Tech
9. Glen Keller, C ..... West Texas State
10. Walt Bellamy, DB ..... V.M.I.
11. Mike Babb, DB ..... Oklahoma
12. Quinn Jones, RB ..... Tulsa

### 1981

1. Bobby Butler, CB (25) ..... Florida State
2. Lyman White, LB ..... Louisiana State
3. Scott Woerner, DB ..... Georgia
4. John Scully, C ..... Notre Dame
5. Eric Sanders, OT ..... Nevada-Reno
6. Harry Stanback, DT ..... North Carolina
7. Matthew Teague, DE ..... Prairie View
8. Cliff Toney, DC ..... Auburn
9. Calvin Fance, RB ..... Rice
10. Robert Murphy, DS ..... Ohio State
11. Keith Chappelle, WR ..... Iowa
12. Mark McCants, DS ..... Temple

## FALCONS DRAFT CHOICES

### 1982

1. Gerald Riggs, RB (9) ..... Arizona State
2. Doug Rogers, DE ..... Stanford
3. Stacey Bailey, WR ..... San Jose State
4. Reggie Brown, RB ..... Oregon
5. Von Mansfield, DB ..... Wisconsin
6. Mike Kelley, QB ..... Georgia Tech
7. David Toloumu, RB ..... Hawaii
8. Ricky Eberhart, DB ..... Morris Brown
9. Mike Horan, P ..... Cal State-Long Beach
10. Curtis Stowers, LB ..... Mississippi State
11. Jeff Keller, WR ..... Washington State
12. Dave Levenick, LB ..... Wisconsin

### 1983

1. Mike Pitts, DE (16) ..... Alabama
2. James Britt, DB ..... LSU
3. Andrew Provence, DT ..... South Carolina
4. John Harper, LB ..... Southern Illinois
5. Brett Miller, OT ..... Iowa
6. Anthony Allen, WR ..... Washington
7. Jeff Turk, DB ..... Boise State
8. John Rade, LB ..... Boise State
9. Traded to Baltimore
10. Ralph Giacomarro, P ..... Penn State
11. John Salley, DB ..... Wyoming
12. Allama Matthews, TE ..... Vanderbilt

### 1984

1. Rick Bryan, DT (9) ..... Oklahoma
2. Scott Case, S ..... Oklahoma
3. Thomas Benson, LB ..... Oklahoma
4. Rodney McSwain, DB ..... Clemson
5. Rydell Malancon, LB ..... LSU
6. Cliff Benson, TE ..... Purdue
7. Ben Bennett, QB ..... Duke
8. Dan Ralph, DT ..... Oregon
9. Kirk Dodge, LB ..... Nevada-Las Vegas
10. Jeff Jackson, LB ..... Auburn
11. Glenn Howe, T ..... Southern Mississippi
12. Derrick Franklin, DB ..... Fresno State
13. Tommy Norman, WR ..... Jackson State
14. Don Holmes, WR ..... Colorado

#### \*Supplemental Draft - June 5, 1984

1. Joey Jones, WR (9) ..... Alabama  
(Birmingham)
2. Mike McInnis, DT ..... Ark-Pine Bluff  
(Philadelphia)
3. Dennis Woodberry, DB ..... Southern Arkansas  
(Birmingham)

### 1985

1. Bill Fralic, T (2) ..... Pittsburgh
2. Mike Gann, DE ..... Notre Dame
3. Choice traded to Minnesota
4. Emile Harry, WR ..... Stanford
5. Choice traded to St. Louis
6. Reggie Pleasant, CB ..... Clemson
7. Choice traded to Cincinnati
8. Ashley Lee, S ..... Virginia Tech
9. Ronnie Washington, LB ..... N.E. Louisiana
10. Micah Moon, LB ..... North Carolina
11. Brent Martin, C ..... Stanford
12. John Ayres, CB ..... Illinois
13. Ken Whisenhunt, TE ..... Georgia Tech

### 1986

- 1a. Tony Casillas, NT (2) ..... Oklahoma
- 1b. Tim Green, LB (17) ..... Syracuse
2. Traded to Washington in '85 for LB in '86
3. Traded earlier for QB Turk Schonert
4. Traded to L.A. Raiders for Bret Clark, S ..... Nebraska
5. Traded to Philadelphia for LB Joel Williams
- 6a. Floyd Dixon, WR ..... Stephen F. Austin
- 6b. Keith Williams, RB ..... Missouri
7. Traded earlier to Philadelphia for LB Reggie Wilkes
8. Kevin Huddgens, DT ..... Idaho State
9. Kevin Starks, TE ..... Minnesota
10. Tony Baker, RB ..... East Carolina
11. Chris Hegg, QB ..... Missouri
12. Steve Griffin, WR ..... Purdue

### 1987

1. Chris Miller, QB (12) ..... Oregon
2. Kenny Flowers, RB ..... Clemson
3. Choice traded to Green Bay
4. Ralph Van Dyke, OT ..... Southern Illinois
5. Mark Mraz, DE ..... Utah State
6. Paul Kiser, OG ..... Wake Forest
7. Michael Reid, LB ..... Wisconsin
8. Curtis Taliaferro, LB ..... Virginia Tech
9. Terrence Anthony, CB ..... Iowa State
10. Jerry Reese, TE ..... Illinois
11. Elbert Shelley, S ..... Arkansas State
12. Larry Emery, RB ..... Wisconsin

### 1988

1. Aundray Bruce, LB (1) ..... Auburn
2. Marcus Cotton, LB ..... Southern California
3. Alex Higdon, TE ..... Ohio State
4. Choice traded to Philadelphia
5. Charles Dimry, DB ..... Nevada-Las Vegas
- 6a. George Thomas, WR ..... Nevada-Las Vegas
- 6b. Houston Hoover, G ..... Jackson State
7. Michael Haynes, WR ..... Northern Arizona
8. Phillip Brown, LB ..... Alabama
9. James Primus, RB ..... UCLA
10. Stan Clayton, OT ..... Penn State
11. James Milling, WR ..... Maryland
12. Carter Wiley, S ..... Virginia Tech

### 1989

- 1a. Deion Sanders, CB (5) ..... Florida State
- 1b. Shawn Collins, WR (27) ..... Northern Arizona
2. Ralph Norwood, OT ..... Louisiana State
3. Keith Jones, RB ..... Illinois
4. Choice traded to Cincinnati
5. Choice traded to L.A. Raiders
6. Troy Sadowski, TE ..... Georgia
7. Undra Johnson, RB ..... West Virginia
8. Paul Singer, QB ..... Western Illinois
9. Chris Dunn, LB ..... Cal-Poly SLO
10. Choice traded to Cincinnati
11. Greg Paterra, RB ..... Slippery Rock
12. Tony Bowick, NT ..... U. Tenn./Chatt.

## FALCONS DRAFT CHOICES

### 1990

1. Steve Broussard, RB (20) Washington State
2. Darion Conner, LB ..... Jackson State
3. Oliver Barnett, DL ..... Kentucky
4. Reggie Redding, T ..... Cal State-Fullerton
5. Mike Pringle, RB ..... Cal State-Fullerton
6. Tory Epps, NT ..... Memphis State
7. Darrell Jordan, LB ..... Northern Arizona
8. Donnie Salum, LB ..... Arizona
9. Chris Ellison, S ..... Houston
10. Shawn McCarthy, P ..... Purdue

### 1991

- 1a. Bruce Pickens, CB (3) ..... Nebraska
- 1b. Mike Pritchard, WR (13) ..... Colorado
2. Brett Favre, QB ..... Southern Miss.
3. Choice traded to Miami
4. Moe Gardner, NT ..... Illinois
5. James Goode, LB ..... Oklahoma
6. Eric Pegram, RB ..... N. Texas St
- 7a. Brian Mitchell, DB ..... BYU
- 7b. Mark Tucker, C ..... USC
8. Randy Austin, TE ..... UCLA
9. Ernie Logan, DE ..... East Carolina
- 10a. Walter Sulton, WR ..... S.W. Minnesota
- 10b. Pete Lucas, T ..... Stevens Pt., Wis
11. Joe Sims, NT ..... Nebraska
12. Bob Christain, RB ..... Northwestern

### 1992

- 1a. Bob Whitfield, OT (8th) ..... Stanford
- 1b. Tony Smith, RB ..... So. Mississippi
2. Chuck Smith, DE ..... Tennessee
3. Howard Dinkins, LB ..... Florida State
4. Frankie Smith, CB ..... Baylor
5. Choice traded to San Diego
6. Terry Ray, S ..... Oklahoma
7. Tim Paulk, LB ..... Florida
- 8a. Derrick Moore, RB ..... N.E. St. Oklahoma
- 8b. Reggie Dwight, TE ..... Troy State
9. Keith Alex, T/G ..... Texas A&M
10. Darryl Hardy, LB ..... Tennessee
11. Robin Jones, DE ..... Baylor

### 1993

1. Lincoln Kennedy, G/T (9th) ..... Washington
2. Roger Harper, S ..... Ohio State
3. Harold Alexander, P ..... Appalachian State
4. Choice traded to Green Bay
5. Ron George, LB ..... Stanford
6. Mitch Lyon, TE ..... Michigan State
7. Darnell Walker, CB ..... Oklahoma
8. Shannon Baker, WR ..... Florida State

### 1994

1. Traded No. 1 Pick (7th overall), No. 3 Pick (83rd overall), and a conditional 1996 Pick (#2) to Indianapolis for QB Jeff George.
2. Bert Emanuel, WR ..... Rice
- 3a. Anthony Phillips, CB ..... Texas A&I
- 3b. Alai Kalaniuvalu, G ..... Oregon State
- 4a. Perry Klein, QB ..... C.W. Post
- 4b. Mitch Davis, LB ..... Georgia
5. Harrison Houston, WR ..... Florida
6. Traded Pick to LA Raiders for RB Eric Dickerson
7. Jamal Anderson, FB ..... Utah

### 1995

1. Traded No. 1 Picks with Cleveland (10 for 26) to acquire Eric Metcalf
1. Devin Bush, S (26th) ..... Florida State
2. Ron Davis, CB ..... Tennessee
3. Lorenzo Styles, LB ..... Ohio State
4. Traded to Dallas to move up 5 places in Round 2
5. Roell Preston, WR ..... Mississippi
6. Travis Hall, DE ..... BYU
7. John Burrough, DT ..... Wyoming

### 1996

1. Traded to Indianapolis in '94 (Jeff George)
2. Traded to Oakland for S Patrick Bates
3. Shannon Brown, DT ..... Alabama
- 4a. Richard Huntley, RB ..... Winston-Salem
- 4b. Juran Bolden, CB ..... Mississippi St.
5. Traded to Cleveland in '95 for Gene Williams
5. Gary Bandy, DE ..... Baylor
6. Craig Sauer, LB ..... Minnesota
7. Ethan Brooks, T ..... Williams (MA)

### 1997

1. Michael Booker, CB (11th) ..... Nebraska
  - 2a. Nathan Davis, DT ..... Indiana
  - 2b. Byron Hanspard, RB ..... Texas Tech
  3. O.J. Santiago, TE ..... Kent State
  4. Henri Crockett, LB ..... Florida State
  5. Marcus Wimberly, S ..... Miami
  6. Calvin Collins, C ..... Texas A&M
  - 7a. Tony Graziani, QB ..... Oregon
  - 7b. Chris Bayne, S ..... Fresno State
- Also acquired Chis Chandler from Oilers for 4th and 6th-round draft picks*

### 1998

1. Keith Brooking, LB (12th) ..... Georgia Tech
2. Bob Hallen, C/G ..... Kent State
3. Jammie German, WR ..... Miami
- 4a. Omar Brown, S ..... North Carolina
- 4b. Tim Dwight, WR/KR ..... Iowa
6. Elijah Williams, CB ..... Florida
- 7a. Ephraim Salaam, T ..... San Diego State
- 7b. Ken Oxendine, RB ..... Virginia Tech
- 7c. Henry Slay, DT ..... West Virginia

### 1999

1. Patrick Kerney, DE (30th) ..... Virginia
2. Reggie Kelly, TE ..... Mississippi State
3. Jeff Paulk, FB ..... Arizona State
4. Johndale Carty, SS ..... Utah State
5. Eugene Baker, WR ..... Kent
- 6a. Jeff Kelly, LB ..... Kansas State
- 6b. Eric Thigpen, FS ..... Iowa
- 7a. Todd McClure, C ..... LSU
- 7b. Rondel Menendez, WR ..... Eastern Kentucky





# FALCONS POSTSEASON

# Falcons Postseason Results (4-6)

<u>YEAR</u>	<u>REG SEASON RECORD</u>	<u>GAME</u>	<u>DATE</u>	<u>OPPONENT</u>	<u>SCORE</u>
1978	9-7	NFC Wild Card NFC Divisional Playoff	12-24-78 12-30-78	vs. Philadelphia at Dallas	14-13 (W) 20-27 (L)
1980	12-4	NFC Divisional Playoff	1-4-81	vs. Dallas	27-30 (L)
1982	5-4	NFC Divisional Playoff	1-9-83	at Minnesota	24-30 (L)
1991	10-6	NFC Wild Card NFC Divisional Playoff	12-28-91 1-3-92	at New Orleans at Washington	27-20 (W) 7-24 (L)
1995	9-7	NFC Wild Card	12-31-95	at Green Bay	20-37 (L)
1998	14-2	NFC Divisional Playoff NFC Championship Super Bowl XXXIII	1-9-99 1-17-99 1-31-99	vs. San Francisco at Minnesota vs. Denver	20-18 (W) 30-27 (W) 19-34 (L)



## PLAYOFF HISTORY

NFC Wild Card  
**Atlanta 14, Philadelphia 13**  
 December 24, 1978  
 Atlanta-Fulton County Stadium, 49,447

In rainy 40 degree weather conditions, Steve Bartkowski turned it on for the final 30 minutes, completing 13-of-20 passes for 193 yards and two touchdowns, both scoring aeriels coming with less than five minutes remaining, leading the Falcons to their first franchise playoff victory. His primary target was Wallace Francis, who scored the winning touchdown with 1:39 remaining on a 37-yard strike. He set up Bartkowski's first TD to Jim Mitchell at the 4:56 mark with a 49-yard reception down to the Eagles' 26 yard line. Francis finished the day with six catches for 135 yards. The first half was mostly a defensive struggle with teams exchanging punts eight times. The Falcons fumbled the ball away twice, one resulting in a Philadelphia TD, while the other came just 15 yards from paydirt. After leading 6-0 at halftime, Philadelphia took advantage of a shanked 17-yard punt by John James, driving 60 yards on eight plays early in the third period to take a 13-0 lead.

ATLANTA ..... 0 0 0 14 14  
 PHILADELPHIA 6 0 7 0 13

### Scoring

**Phil** — Carmichael 13-yard pass from Jaworski (Kick failed)  
**Phil** — Montgomery 1-yard run (Michel kick)  
**Atl** — Mitchell 20-yard pass from Bartkowski (Mazzetti kick)  
**Atl** — Francis 37-yard pass from Bartkowski (Mazzetti kick)

	Atl	Philly
First Downs	14	15
Net Yards Gained	298	217
Rushing Yardage	75	53
Passing Yardage	223	164
Passes/Comp/Had Int.	32/18/2	35/19/0
Punts	7-33.1	9-33.7
Fumbles/Lost	3/3	3/2
Penalties	6/63	5/60

### Rushing

**Falcons** — Stanback 16-58, Bean 9-14, Bartkowski 2-3.

**Eagles** — Hogan 14-31, Montgomery 16-19, Jaworski 1-3, Campfield 1-0.

### Passing

**Falcons** — Bartkowski 18-32-2, 243 yds, 2 TD's.

**Eagles** — Jaworski 19-35-0, 190 yds, 1 TD.

### Receiving

**Falcons** — Francis 6-135, Bean 4-44, Mitchell 3-35, Stanback 2-7, Pearson 1-13, Ryckman 1-5, Jackson 1-4.

**Eagles** — Smith 7-108, Carmichael 5-45, Osborne 3-15, Middlebrook 1-11, Pane 1-10, Hogan 1-6, Montgomery 1-(-5).

NFC Divisional Playoff  
**Dallas 27, Atlanta 20**  
 December 30, 1978  
 Texas Stadium, 60,338

A week earlier, it was a supreme second half effort which moved Atlanta one notch further in the playoffs. This week, the Falcons were shut out in the second half after holding a 20-13 lead at the break. Bubba Bean had gained 60 yards in the first half, including a 14-yard scoring run, while Steve Bartkowski threw a touchdown to Wallace Francis. Tim Mazzetti rounded out the Falcons' efforts with a pair of field goals. Dallas' fortunes appeared to take a turn for the worse late in the first half when Roger Staubach left the game with an injury. Danny White came on, however, bringing Dallas from behind. He threw a tying TD pass in the third period to tight end Jackie Smith. Early in the fourth period, John James shanked a punt from the 20-yard line, allowing the Cowboys to drive in from 30 yards out in six plays.

DALLAS ..... 10 3 7 7 27  
 ATLANTA ..... 7 13 0 0 20

### Scoring

**Dal** — Septien 34-yard FG  
**Atl** — Bean 14-yard run (Mazzetti kick)  
**Dal** — Laidlaw 13-yard run (Septien kick)  
**Atl** — Mazzetti 42-yard FG  
**Dal** — Septien 48-yard FG  
**Atl** — Francis 17-yard pass from Bartkowski (Mazzetti kick)  
**Atl** — Mazzetti 22-yard FG  
**Dal** — Smith 2-yard pass from White (Septien kick)  
**Dal** — Laidlaw 1-yard run (Septien kick)

	Atl	Dallas
First Downs	16	26
Net Yards Gained	216	369
Rushing Yardage	164	148
Passing Yardage	52	221
Passes/Comp/Had Int.	23/8/3	37/17/1
Punts	6-37.5	3-36.0
Fumbles/Lost	0/0	6/3
Penalties	7/69	7/65

### Rushing

**Falcons** — Bean 17-72-1 td, Stanback 9-62, Franklin 8-24, Esposito 2-6.

**Cowboys** — Laidlaw 17-66, Dorsett 14-65, White 3-(-4), Dupree 1-20, Staubach 1-3, D. Pearson 1-(-2).

### Passing

**Falcons** — Bartkowski 8-23-3, 95 yds, 1 TD.

**Cowboys** — White 10-20-1, 127 yds, 1 TD; Staubach 7-17-0, 105 yds.

### Receiving

**Falcons** — Francis 6-66-1 td, Ryckman 1-22, Esposito 1-7.

**Cowboys** — Dupree 5-59, D. Pearson 4-75, Smith 3-38, Hill 3-36, Laidlaw 1-15, Dorsett 1-9.

## PLAYOFF HISTORY

### NFC Divisional Playoff Dallas 30, Atlanta 27

January 4, 1981  
Atlanta-Fulton County Stadium, 60,022

For the first three periods, it appeared as if Atlanta would move onward in the playoffs. It led Dallas 24-10 entering the final stanza and even held a 27-17 lead with five minutes left to play. But Danny White teamed up three times with Drew Pearson on a five-play, 62-yard scoring drive, the last play coming on a 14-yard TD strike. The Cowboys stopped Atlanta on four straight plays after the ensuing kickoff, and White drove his team 70 yards in six plays, securing the win with a 23-yard strike to Pearson with just 52 seconds to play. Alfred Jenkins hauled in four passes for 155 yards for the birds.

DALLAS .....	3	7	0	20	30
ATLANTA .....	10	7	7	3	27

#### Scoring

**Atl** — Mazzetti 38-yard FG  
**Atl** — Jenkins 60-yard pass from Bartkowski (Mazzetti kick)  
**Dal** — Septien 38-yard FG  
**Dal** — Dupree 5-yard pass from White (Septien kick)  
**Atl** — Cain 1-yard run (Mazzetti kick)  
**All** — Andrews 5-yard pass from Bartkowski (Mazzetti kick)  
**Dal** — Newhouse 1-yard run (Septien kick)  
**Atl** — Mazzetti 34-yard FG  
**Dal** — Pearson 14-yard pass from White (Septien kick)  
**Dal** — Pearson 23-yard pass from White (Kick failed)

	Atl	Dallas
First Downs	18	22
Net Yards Gained	349	422
Rushing Yardage	86	112
Passing Yardage	285	310
Passes Comp/Att/Int	18-33-1	25-40-1
Punts/Avg.	4-36.0	4-38.8
Fumbles/Lost	1/1	4/1
Penalties/Yards	4/48	6/72

#### Rushing

**Falcons** — Andrews 14-43, Cain 13-43.

**Cowboys** — Dorsett 10-51, Newhouse 6-31, White 4-1, P. Pearson 1-11, D. Pearson 1-9, Dupree 1-5.

#### Passing

**Falcons** — Bartkowski 18-33-1, 320 yds, 2 TD's.

**Cowboys** — White 25-39-1, 322 yds, 3 TD's.

#### Receiving

**Falcons** — Francis 6-66, Jenkins 4-155, Miller 3-48, Cain 2-20, Andrews 2-19, Jackson 1-12.

**Cowboys** — D. Pearson 2-19, Dorsett 5-40, Hill 4-53, P. Pearson 4-51, Springs 3-39, Dupree 2-19, Johnson 1-20.

### NFC Divisional Playoff Minnesota 30, Atlanta 24

January 9, 1983  
Hubert Humphrey Metrodome, 60,560

The Falcons' special teams were outstanding. On their first possession, Paul Davis blocked a punt which Doug Rogers recovered in the end zone for a TD. Minnesota added two field goals and a touchdown to lead 13-7 at halftime before the special unit struck again, this time kicker Mick Luckhurst scoring on a 17-yard run with a pitch from holder Mike Moroski to take a 14-13 lead. A few moments later, safety Bob Glazebrook intercepted a pass and returned it 35 yards for a score, giving the Falcons a 21-13 lead. The roof caved in, however, at that point with the Vikings rallying for 17 points while all Atlanta could muster the rest of the way was a FG.

MINNESOTA ....	3	10	3	14	30
ATLANTA .....	7	0	14	3	24

#### Scoring

**Atl** — Rogers fumble recovery (Luckhurst kick)  
**Minn** — Danmeier 33-yard FG  
**Minn** — White 36-yd pass from Kramer (Danmeier kick)  
**Minn** — Danmeier 30-yard FG  
**Atl** — Luckhurst 17-yard run (Luckhurst kick)  
**Atl** — Glazebrook 35-yard INT return (Luckhurst kick)  
**Minn** — Danmeier 39-yard FG  
**Minn** — McCullum 11 pass from Kramer (Danmeier kick)  
**Atl** — Luckhurst 41-yard FG  
**Minn** — Brown 5-yard run (Danmeier kick)

	Atl	Minn
First Downs	14	24
Net Yards Gained	235	378
Rushing Yardage	120	125
Passing Yardage	115	253
Passes Comp/Att/Int	9-23-2	20-34-1
Punts/Avg.	5-42.6	5-32.0
Fumbles/Lost	1/0	4/0
Penalties/Yards	7/98	10/84

#### Rushing

**Falcons** — Andrews 11-48, Riggs 9-38, Cain 3-17, Luckhurst 1-17.

**Vikings** — Brown 23-81, Nelson 4-24, Kramer 8-13, Galbreath 6-10, S. White 1-(-3).

#### Passing

**Falcons** — Bartkowski 9-23-2, 134 yds.

**Vikings** — Kramer 20-34-1, 253 yds, 2 TD's.

#### Receiving

**Falcons** — Jenkins 2-52, Hodge 2-29, Riggs 2-16, Krepfle 1-18, Cain 1-14, Jackson 1-5.

**Vikings** — Senser 6-81, McCullum 4-51, Galbreath 3-14, White 2-61, LeCount 2-24, Young 2-13, Brown 1-9.

## PLAYOFF HISTORY

**NFC Wild Card**  
**Atlanta 27, New Orleans 20**  
 December 28, 1991  
 Louisiana Superdome (68,794)

Michael Haynes hauled in six passes for 144 yards and a pair of touchdowns from Chris Miller, including the go-head score late in the fourth quarter, helping the Falcons post their first ever playoff victory on the road. The Saints jumped out to a 10-0 lead before the Falcons stormed back, tying the game in the second quarter with a 24-yard TD reception by Andre Rison and a Norm Johnson 44-yard FG. The Saints answered with a Morten Andersen 35-yard FG before Haynes' 20-yard TD reception gave the Falcons a 17-13 lead late in the third. A one-yard TD run by Dalton Hilliard capped a 19-play, 80-yard drive that put New Orleans back on top, 20-17. But Johnson tied the game with a 36-yard FG with 6:27 to go. Atlanta's defense held, setting up the heroics by Haynes, who turned a 7-yard hitch pass into a 61-yard touchdown run.

**ATLANTA** ..... 0 10 7 10 27  
**NEW ORLEANS** 7 6 0 7 20

### Scoring

**NO** — Turner 26-yard pass from Hebert (Andersen kick)  
**NO** — Andersen 45-yard FG  
**Atl** — Rison 24-yard pass from Miller (Johnson kick)  
**Atl** — Johnson 44-yard FG  
**NO** — Andersen 35-yard FG  
**Atl** — Haynes 20-yard pass from Miller (Johnson kick)  
**NO** — Hilliard 1-yard run (Andersen kick)  
**Atl** — Johnson 36-yard FG  
**Atl** — Haynes 61-yard pass from Miller (Johnson kick)

	Atl	N.O.
First Downs	20	23
Net Yards Gained	334	330
Rushes/Yards	22-79	22-65
Passing Yardage	255	265
Passes Comp/Att/Int	18-30-1	26-44-2
Sacked/Yards	5-36	1-8
Fumbles/Lost	3-1	2-1
Penalties/Yards	6-48	5-49

### Rushing

**Falcons** — Rozier 7-35, Pegram 11-26, Miller 4-18.

**Saints** — McAfee 14-49, Hebert 1-9, Hilliard 4-5, Jordan 3-2.

### Passing

**Falcons** — Miller 18-30-1, 291 yds, 3 TD's, Long 61.

**Saints** — Hebert 26-44-2, 273 yds, 1 TD, Long 26.

### Receiving

**Falcons** — Haynes 6-144, Pritchard 5-63, Rison 4-56, Thomas 1-19, Pegram 1-5, Dixon 1-4.

**Saints** — Martin 7-83, Turner 5-75, Early 5-41, Hilliard 5-33, Carroll 2-23, Tice 1-13, Jordan 1-5.

**NFC Divisional Playoff**  
**Washington 24, Atlanta 7**  
 January 3, 1992  
 RFK Stadium (55,181)

Six Atlanta turnovers was too much to overcome in this divisional playoff matchup, played in the nation's capitol amidst 30 mph winds and a steady downpour of rain. Ricky Ervins (104 yds) paced Washington's rushing attack, which amassed 162 yards on the day. The Falcons, meanwhile, played without running backs Mike Rozier, Eric Pegram and Steve Broussard. Tracy Johnson's one-yard TD run late in the first half brought the Falcons to within 14-7 at intermission. But that was as close as they would come. After Chip Lohmiller connected on a 24-yard field goal midway through the third quarter, the Falcons drove 53 yards to Washington's 27 yard line, but came away empty, missing a 45-yard FG. Two possessions later, Washington padded its lead when Riggs scored his second touchdown, a one-yard plunge with 7:20 remaining, accounting for the final 24-7 advantage. Washington held the ball 36:08 to Atlanta's 23:52.

**WASHINGTON** . 0 14 3 7 24  
**ATLANTA** ..... 0 7 0 0 7

### Scoring

**Wash** — Ervins 17-yard run (Lohmiller kick)  
**Wash** — Riggs 2-yard run (Lohmiller kick)  
**Atl** — Johnson 1-yard run (Johnson kick)  
**Wash** — Lohmiller 24-yard FG  
**Wash** — Riggs 1-yard run

	Atl	Wash
First Downs	12	22
Net Yards Gained	193	332
Rushes/Yards	14-43	45-162
Passing Yardage	150	170
Passes Comp/Att/Int	17-32-4	14-29-1
Sacked/Yards	4-28	0-0
Fumbles/Lost	3-2	0-0
Penalties/Yards	3-19	4-23

### Rushing

**Falcons** — Johnson 8-33, Chafey 3-8, Pegram 3-2.

**Redskins** — Ervins 23-104, Byner 14-57, Riggs 4-7, Monk 1(-2), Rypien 3(-4).

### Passing

**Falcons** — Miller 17-32-4, 178 yds, Long 17.

**Redskins** — Rypien 14-28-1, 170 yds, Long 26.

### Receiving

**Falcons** — Rison 7-62, Pritchard 5-56, Dixon 2-19, Haynes 1-15, Thomas 1-15, Phillips 1-11.

**Redskins** — Clark 6-64, Monk 3-45, Sanders 1-26, Ervins 3-24, Byner 1-11.

## PLAYOFF HISTORY

**NFC Wild Card**  
**Green Bay 37, Atlanta 20**  
 December 31, 1995  
 Lambeau Field (60,453)

Jeff George threw for 366 yards and a pair of TD's, but it wasn't enough as Green Bay's big touchdown on a punt return and balanced offensive attack kept the Packers' playoff record unblemished at Lambeau Field. Edgar Bennett rushed for 108 yards, while Brett Favre hit on three touchdowns to lead the Pack offensively. Atlanta's offense outgained the Packers, 360-307, and scored the most points in a playoff game by an opponent in G.B. history. Behind most of the game, Atlanta was forced to pass in the muddy conditions of Lambeau Field, which had been covered and heated despite 30 degree weather conditions. The Falcons did strike first, however, on a 65-yard TD bomb from George to Eric Metcalf down the right sideline for a 7-0 lead. The Packers countered with four first-half touchdowns, including the 76-yard punt return by Antonio Freeman, to take a 27-10 halftime lead. Atlanta pulled within 10 points at 27-17 early in the fourth quarter on J.J. Birden's 27-yard TD catch from George. But Favre connected with Dorsey Levens on a perfect 18-yard touchdown strike in the right corner of the end zone mid way through the fourth quarter to ice the victory.

**GREEN BAY ..... 14    13    0    10 — 37**  
**ATLANTA ..... 7        3    0    10 — 20**

### Scoring

**Atl** - Metcalf 65-yard pass from George (Andersen kick)  
**GB** - Bennett 8-yard run (Jacke kick)  
**GB** - Brooks 14-yard pass from Favre (Jacke kick)  
**Atl** - Andersen 31-yard FG  
**GB** - Freeman 76-yard punt return (2-point att failed)  
**GB** - Chmura 2-yard pass from Favre (Jacke kick)  
**Atl** - Birden 27-yard pass from George (Andersen kick)  
**GB** - Levens 18-yard pass from Favre (Jacke kick)  
**Atl** - Andersen 22-yard FG  
**GB** - Jacke 25-yard FG

### Team Statistics

	<b>Atl</b>	<b>G.B.</b>
First Downs	18	23
Total Yardage	360	307
Rushes/Yards	10-21	29-117
Passing Yardage	366	199
Passes Comp/Att/Int	30-54-2	24-35-0
Sacked/Yards	3-27	1-9
Penalties/Yards	5-67	5-36
Fumbles/Lost	1-0	0-0

### Rushing

**Falcons:** Heyward 9-21, George 1-0.  
**Packers:** Bennett 24-108, Levens 2-12, Favre 3-(-3).  
**Falcons:** George 30-54-2, 366 yds, 2 TD's, Long 65.  
**Packers:** Favre 24-35-0, 199 yds, 3 TD's, Long 20.

### Passing

### Receiving

**Falcons:** Metcalf 8-114, Birden 6-64, Emanuel 6-62, Mathis 5-93, Heyward 3-20, Brown 1-14, Lyons 1-(-1).  
**Packers:** Brooks 7-73, Morgan 4-36, Jackson 3-23, Bennett 3-11, Levens 2-19, Chmura 2-15, Freeman 1-14, Henderson 1-4.

**NFC Divisional Playoff**  
**Atlanta 20, San Francisco 18**  
 January 9, 1999  
 Georgia Dome (70,262)

With Coach Dan Reeves back on the sidelines for the first time since open-heart surgery on December 14, the Falcons rallied around his presence and 70,000 screaming fans to win their 10th straight game and advance on to the NFC title game. Atlanta did what they had done all year to win. They ran the ball (136 yards) and stopped the run (55 yards). They controlled the tempo (32:43 time advantage) and they took the ball away on defense (3 interceptions). Atlanta took control in the first quarter with a 36-yard punt return by Tim Dwight setting the offense up 38 yards from the end zone. Four Jamal Anderson runs and a Chandler pass covered that territory and the Falcons led 7-0 with 6:25 left in the 1st. The Falcons defense did not allow a first down until the second quarter and then the offense pounded out an 82-yard drive to go up 14-0. The TD came on a spectacular 34-yard run by Anderson as he dove the final five yards to fly into the end zone for the 14-0 advantage. When the 49ers tried a lateral play, the ball came loose and Chuck Smith returned it for an apparent TD. Then, the referees said no TD, but Falcons ball at the spot of recovery. Then, later they said no TD, no recovery, and still San Francisco ball. The 49ers capitalized on that opportunity as Steve Young and Jerry Rice connected on a 17-yard play to make it 14-7. In the 3rd quarter, Eugene Robinson intercepted Young at the 3 and returned it 77 yards to set up a Falcons FG and make it 17-10 after three periods. Early in the 4th, safety William White did the honors with an interception and set up another Morten Andersen FG and a 20-10 Falcons lead. San Francisco marched for a TD with 2:57 left in the game and when the snap was bad, ended up converting a two-point PAT. Atlanta ground out six running plays to move the clock down to 38 seconds and then the defense finished with an interception to end the game. This was the Falcons first playoff win since 1991 at New Orleans and their first home playoff game since the 1980 season.

**SAN FRANCISCO .0    10    0    8 — 18**  
**ATLANTA ..... 7        7    3    3 — 20**

### Scoring

**Atl** - Anderson 2-run (Andersen kick)  
**Atl** - Anderson 34-run (Andersen kick)  
**SF** - Rice 17-pass from Young (Richey kick)  
**SF** - Richey 36 FG  
**Atl** - Andersen 29 FG  
**Atl** - Andersen 32 FG  
**SF** - Young 8-run (Clark pass from Detmer)

### Team Statistics

	<b>S.F.</b>	<b>ATL</b>
First Downs	15	16
Total Yardage	343	289
Rushes/Yards	20-55	33-136
Passing Yardage	288	153
Comp/Att/Int	23-37-3	13-19-1
Sacked/Yards	1-1	2-16
Penalties/Yards	8-47	6-51
Fumbles/Lost	2-0	0-0

### Rushing

**49ers** - Kirby 9-31, Young 6-19, Hearst 1-7, Edwards 3-4, Levy 1-(-6)  
**Falcons** - Anderson 29-113, Downs 1-16, Chandler 3-7

### Passing

**49ers** - Young 23-37-3, 289 yds, 1 TD, long 38  
**Falcons** - Chandler 13-19, 169 yds., 1 TD, long 22

### Receiving

**49ers** - Owens 8-73, Stokes 5-76, Rice 3-63 1 TD, Levy 2-58, Kirby 2-7  
**Falcons** - Mathis 5-71, Martin 4-83, Kozlowski 2-3, Harris 1-22, Anderson 1-10

## PLAYOFF HISTORY

### NFC Championship Atlanta 30, Minnesota 27 Overtime

January 17, 1999  
Metrodome (64,060)

In a game that will go down in NFL playoff history as one of the most memorable ever, the underdog Atlanta Falcons fought back from a 10-point 4th quarter deficit to win the NFC title on the road in an overtime thriller. The Falcons defense rose to stop the NFL's record-breaking offensive team on their final six possessions as the offense kept battling before the loudest crowd in the NFL. The composed Falcons didn't let the crowd effect them, having no penalties for false starts or offsides. Atlanta's offense stole the headlines, outgaining the Vikings 427-356, and outscoring them. Chris Chandler was the star with 27-43 passing for 340 yards, 3 TD's and no Int's. Dan Reeves' Falcons were well-prepared for the hostile environment, marching 12 plays for 76 yards and a TD to go up 7-0 before the Vikings ever got their hands on the ball. After two uncharacteristic turnovers, the Falcons dug themselves a 20-7 hole in the 2nd quarter. With 1:08 left in the first half, DE Chuck Smith made the play to fire up the Falcons. He batted the ball from Randall Cunningham's arm and the Falcons recovered at the 14. A TD pass from Chandler-to-Mathis made it 20-14. The Falcons narrowed it to 20-17 after three periods. Minnesota scored their final time with 13:41 left in the 4th quarter to up the lead to 27-17. Chandler's 70-yard bomb to Martin set up a quick FG to make it 27-20 with 11:02 left. Atlanta knew it was their day when kicker Gary Anderson, who had not missed a kick all year, drilled a 38-yarder wide left with just 2:07 left in the game. Chandler rolled left and blazed a bullet into Terance Mathis' chest in the end zone from 16 yards out with 49 seconds left and Andersen's PAT tied the game. With 8:28 left in OT, the Falcons had to start at their own 9-yard line as it appeared momentum was swinging Minnesota's way. The spot for Morten Andersen was 38 yards at almost the exact, identical spot where Gary Anderson had missed. With 11:52 elapsed in OT and 71:52 total time played, Andersen kicked the Falcons into the Super Bowl.

ATLANTA .....	7	7	3	10	3	—	30
MINNESOTA .....	13	0	7	0	—	27	

#### Scoring

- Atl** - Anderson 5-pass from Chandler (Andersen kick)
- Minn** - Moss 31-pass from Cunningham (Anderson kick)
- Minn** - Anderson 29 FG
- Minn** - Cunningham 1-run (Anderson kick)
- Minn** - Anderson 35 FG
- Atl** - Mathis 14-pass from Chandler (Andersen kick)
- Atl** - Anderson 27 FG
- Minn** - Hatchette 5 pass from Cunningham (Anderson kick)
- Atl** - Andersen 24 FG
- Atl** - Mathis 16-pass from Chandler (Andersen kick)
- Atl** - Andersen 38 FG

#### Team Statistics

	Atl	Minn
First Downs	25	26
Total Yardage	427	356
Rushes/Yards	29-110	34-102
Passing Yardage	317	254
Comp/Att/Int	27-43-0	29-48-0
Sacked-Yards	3-23	3-12
Penalties-Yards	4-65	6-30
Fumbles-Lost	2-3	3-2

#### Rushing

**Falcons** - Anderson 23-67, Dwight 3-26, Chandler 2-15  
**Vikings** - Smith 21-71, Cunningham 6-13, 1 TD, Hoard 6-10, Evans 1-8.

#### Passing

**Falcons** - Chandler 27-43-0, 340 yards, 3 TD, long 70  
**Vikings** - Cunningham 29-48-0, 266 yards, 2 TD, long 31

#### Receiving

**Falcons** - Mathis 6-73, 2 TD, Anderson 6-33, Martin 5-129, Santiago 3-54, Kozlowski 3-11, Harris 1-29.  
**Vikings** - Moss 6-75, 1 TD, Carter 6-67, Glover 4-34, Hatchette 4-34 1 TD, Hoard 3-23.

### Super Bowl XXXIII Denver 34, Atlanta 19

January 31, 1999  
Pro Player Stadium (74,803)

Almost all the Falcons traditional factors for success in the 16-win season could not be duplicated in Super Bowl XXXIII in Miami. Before the 74,000 fans and over a hundred million TV viewers, the Falcons came out ready to play the biggest game in franchise history. They took the opening kickoff and put together a 10-play drive down to the Broncos 8, but had to settle for a field goal. Denver responded with an 80-yard drive of their own (41 on a pass to Rod Smith) as they took a 7-3 first quarter lead. Then, a crucial part of the game swung momentum. The Falcons passing game had moved the team back into scoring position with 1-10 at the Broncos 15. Jamal ran twice for seven yards to set up 3rd and 3, but a pass in the end zone to Tim Dwight was deflected. That set up a 26-yard FG that Morten Andersen amazingly missed with 5 minutes left in the half. Immediately, Denver seized the opportunity on the stunned Falcons and connected on an 80-yard TD bomb that quickly made it 17-3. Dwight returned the kick 42 yards to Denver's 49-yard line. A couple passes and the Falcons again had a 1-10 at the Broncos 16. Two passes were incomplete and once again the Falcons had to settle for just a FG to narrow the gap to 17-6. When the Broncos missed a FG on their opening drive of the second half, Falcons fans had that feeling from the Minnesota game that there was still time for a rally. But Denver's defense picked off passes at the 30 and the 18 to kill two scoring drives by the Falcons in the third quarter. And, then on the first possession of the 4th quarter, Chris Chandler was again picked at the 2-yard line and the Broncos converted for another TD.

DENVER .....	7	10	0	17	—	34
ATLANTA .....	3	3	0	13	—	19

#### Scoring

- Atl** - Andersen 32-yard field goal
- Den** - Griffith 1-yard run (Elam kick)
- Den** - Elam 26-yard field goal
- Den** - Smith 80-yard pass from Elway (Elam kick)
- Atl** - Andersen 28-yard field goal
- Den** - Griffith 1-yard run (Elam kick)
- Den** - Elway 3-yard run (Elam kick)
- Atl** - Dwight 94-yard kickoff return (Andersen kick)
- Den** - Elam 37-yard field goal
- Atl** - Mathis 3-yard pass from Chandler (two-point attempt failed)

#### Team Statistics

	Den	Atl
First Downs	22	21
Total Yardage	457	337
Rushes/Yards	36-121	23-131
Passing Yardage	336	206
Passes Comp/Att/Int	18-29-1	19-35-3
Sacked/Yards	0-0	2-13
Penalties/Yards	4-61	0-0
Fumbles/Lost	0-0	1-1

#### Rushing

**Broncos**: Davis 25-102, Griffith 4-9, Loville 2-8, Elway 3-2, Smith 1-1, Brister 1(-1).  
**Falcons**: Anderson 18-96, Chandler 4-30, Dwight 1-5.

#### Passing

**Broncos**: Elway 18-29-1, 336 yds., 1 TD, long 80.  
**Falcons**: Chandler 19-35-3, 219 yds., 1 TD, long 30.

#### Receiving

**Broncos**: Smith 5-152, McCaffrey 5-72, Chamberlain 3-29, Davis 2-50, Sharpe 2-26, Griffith 1-7.  
**Falcons**: Mathis 7-85, Martin 5-79, Anderson 3-16, Harris 2-21, O.J. Santiago 1-13, Kozlowski 1-5.

# Playoff Records, All-Time

## Longest Rush

### By Falcons

34 yards (TD), Jamal Anderson vs. S.F., 1-9-99  
21 yards, Tim Dwight at Minn., 1-17-99

### Vs. Falcons

21 yards, Scott Laidlaw at Dallas, 12-30-78  
18 yards, Robert Newhouse vs Dallas 1-4-81

## Most Points Scored by Team

### By Falcons

30 at Minnesota, 1-17-99  
27 at New Orleans, 12-28-91  
27 vs. Dallas, 1-4-81

### Vs. Falcons

37 at Green Bay, 12-31-95  
34 vs. Denver, 1-31-99  
30 at Minnesota, 1-9-83  
30 vs. Dallas, 1-4-81

## Most Combined Points Scored by Both Teams

57 - (Atlanta 30, Minnesota 27), 1-17-99  
57 - (Dallas 30, Atlanta 27), 1-4-81  
57 - (Green Bay 37, Atlanta 20), 12-31-95

## Longest Pass

### By Falcons

70 yards, QB Chris Chandler at Minnesota, 1-17-99  
65t yards, QB Jeff George at Green Bay, 12-31-95  
61t yards, QB Chris Miller at New Orleans, 12-28-91  
60t yards, QB Steve Bartkowski vs Dallas, 1-4-81

### Vs. Falcons

80t yards, QB John Elway vs. Denver, 1-31-99  
39 yards, QB Roger Staubach at Dallas, 12-30-78  
36t yards, QB Tommy Kramer at Minn., 1-9-83

## Longest Reception

### By Falcons

70 yards, WR Tony Martin at Minnesota, 1-17-99  
65t yards, WR Eric Metcalf at Green Bay, 12-31-95  
61t yards, WR Michael Haynes at NO, 12-28-91  
60t yards, WR Alfred Jenkins vs Dallas, 1-4-81

### Vs. Falcons

80t yards, WR Rod Smith vs. Denver, 1-31-99  
39 yards, WR Drew Pearson at Dallas, 12-30-78  
36t yards, WR Sammy White at Minn, 1-9-83

## Most Receiving Yards by Individual

### By Falcons

155 yards, WR Alfred Jenkins vs Dallas, 1-4-81  
144 yards, WR Michael Haynes at N.O., 12-28-91  
135 yards, WR Wallace Francis vs Phil., 12-24-78  
129 yards, WR Tony Martin at Minn., 1-17-99  
114 yards, WR Eric Metcalf at Green Bay, 12-31-95

### Vs. Falcons

152 yards, WR Rod Smith vs. Denv., 1-31-99  
108 yards, WR Charles Smith vs Phil, 12-24-78

## Longest Field Goal

### By Falcons

44 yards, K Norm Johnson at NO, 12-28-91  
42 yards, K Tim Mazzetti at Dallas, 12-30-78

### Vs. Falcons

48 yards, K Rafael Septien at Dallas, 12-30-78  
45 yards, K Chip Lohmiller at Wash., 1-3-92  
45 yards, K Morten Andersen at N.O., 12-28-91

## Most Yards Rushing

### By Falcons

113 yards, Jamal Anderson vs. S.F. 1-9-99  
96 yards, Jamal Anderson vs Denver 1-31-99

### Vs. Falcons

108 yards, Edgar Bennett at Green Bay 12-31-95  
102 yards, Terrell Davis vs. Denv., 1-31-99

## Most Rushes

### By Falcons

29, RB Jamal Anderson vs. S.F., 1-9-99  
23, RB Jamal Anderson at Minn., 1-17-99

### Vs. Falcons

25, RB Terrell Davis vs. Denver, 1-31-99  
24, RB Edgar Bennett at Green Bay, 12-31-95

## Most Receptions

### By Falcons

8, WR Eric Metcalf at Green Bay, 12-31-95  
7, WR Andre Rison at Washington, 1-4-92  
7, WR Terance Mathis vs. Denver, 1-31-99  
**Vs. Falcons**  
8, WR Terrell Owens vs. S.F., 1-9-99  
7, WR Eric Martin at New Orleans, 12-28-91  
7, WR Charles Smith vs Philadelphia, 12-24-78  
7, WR Robert Brooks at Green Bay, 12-31-95

## Most Pass Attempts

### By Falcons

54, QB Jeff George at Green Bay, 12-31-95  
43, QB Chris Chandler at Minn., 1-17-99  
**Vs. Falcons**  
48, QB Randall Cunningham vs. Minn., 1-17-99  
44, QB Bobby Hebert at New Orleans, 12-28-91

## Most Pass Completions

### By Falcons

30, QB Jeff George at Green Bay, 12-31-95  
27, QB Chris Chandler at Minn., 1-17-99  
**Vs. Falcons**  
29, QB Randall Cunningham vs. Minn., 1-17-99  
26, QB Bobby Hebert at New Orleans, 12-28-91

## Most Total Yards Gained

### By Falcons

427 yards, at Minnesota, 1-17-99  
360 yards, at Green Bay, 12-31-95  
349 yards, vs Dallas, 1-4-81  
**Vs. Falcons**  
457 yards, vs. Denver, 1-31-99  
422 yards, vs Dallas, 1-4-81  
378 yards, at Minnesota, 1-9-83

## Most Rushing Yards, Team

### By Falcons

164 yards, at Dallas, 12-30-78  
136 yards, vs. S.F., 1-9-99  
**Vs. Falcons**  
162 yards, at Washington, 1-4-92  
148 yards, at Dallas, 12-30-78

## Most Rushing Touchdowns

### By Falcons

2, vs. S.F., 1-9-99  
1, Four times, Last time at Wash., 1-4-92  
**Vs. Falcons**  
3, vs. Denver, 1-31-99  
3, at Washington, 1-4-92

## PLAYOFF RECORDS, ALL-TIME

### Most Passing Yards

#### By Falcons

366 yards, QB Jeff George at Green Bay, 12-31-95

340 yards, QB Chris Chandler at Minn., 1-17-99

#### Vs. Falcons

336 yards, QB John Elway vs. Denver, 1-31-99

322 yards, QB Danny White vs. Dallas, 1-4-81

### Most Passing Touchdowns

#### By Falcons

3, QB Chris Chandler at Minn., 1-17-99

3, QB Chris Miller at New Orleans, 12-28-91

#### Vs. Falcons

3, QB Danny White vs. Dallas, 1-4-81

3, QB Brett Favre at Green Bay, 12-31-95

### Most Interceptions

#### By Falcons

4, QB Chris Miller at Washington, 1-4-92

3, QB Chris Chandler vs. Denver, 1-31-99

3, QB Steve Bartkowski at Dallas 12-30-78

#### Vs. Falcons

3, QB Steve Young vs. 49ers, 1-9-99

2, QB Bobby Hebert at New Orleans, 12-28-91

### Most First Downs

#### By Falcons

25, at Minnesota, 1-17-99

20, at New Orleans, 12-28-91

#### Vs. Falcons

26, at Minnesota, 1-31-99

26, at Dallas, 12-30-78

### Most Field Goals

#### By Falcons

3, at Minnesota, 1-17-99

2, at Green Bay, 12-31-95

2, at New Orleans, 12-28-91

2, vs. Dallas, 1-4-81

2, at Dallas, 12-30-78

#### Vs. Falcons

3, at Minnesota, 1-9-83

### Blocked Field Goals

#### By Falcons

NEVER

#### Vs. Falcons

1, at New Orleans, 12-28-91

### Returns for Touchdowns

#### By Falcons

35 yard INT, S Bob Glazebrook, at Minn, 1-9-83

0 yard Fumble, DE Doug Rogers, at Minn, 1-9-83

#### Vs. Falcons

76 yard Punt, WR Antonio Freeman, at GB, 12-31-95

### Longest Interception Return

#### By Falcons

77 yards, Eugene Robinson vs. S.F., 1-9-99

35t yards, S Bob Glazebrook at Minnesota, 1-9-83

#### Vs. Falcons

58 yards, Darrien Gordon vs. Denver, 1-31-99

50 yards, Darrien Gordon vs. Denver, 1-31-99

### Longest Kickoff Return

#### By Falcons

94t yards, Tim Dwight vs. Denver, 1-31-99

39 yards, Reggie Smith vs. Dallas, 1-4-81

#### Vs. Falcons

42 yards, Antonio Freeman at GB, 12-31-95

39 yards, Fred McAfee at New Orleans, 12-28-91

### Longest Punt Return

#### By Falcons

36 yards, Tim Dwight vs. S.F., 1-9-99

#### Vs. Falcons

76 yards, Antonio Freeman, at GB 12-31-95

### Most Tackles (from Play-by-Play)

#### By Falcons

11, Jessie Tuggle at Minn., 1-17-99

10, Fulton Kuykendall at Minn., 1-9-83

10, Kenny Johnson vs Dallas, 1-4-81

### Most QB Sacks, Game

#### By Falcons

1.5, Jeff Yeates vs Philadelphia, 12-24-78

1.0, Nine Times, Last by Randy Fuller, Lester

Archembeau, and Chuck Smith at Minn., 1-17-99

### Most Interceptions, Game

#### By Falcons

2, William White vs. S.F., 1-9-99

### Most Punts

#### By Falcons

7, John James vs Philadelphia, 12-24-78

#### Vs. Falcons

9, Mike Michel vs Philadelphia, 12-24-78

### Best Punting Average

#### By Falcons

44.8, Dan Stryzinski (4-179) at Minn., 1-17-99

#### Vs. Falcons

54.0, Tommy Barnhardt (3-162) at N.O., 12-28-91

### Longest Punt

#### By Falcons

56 yards, Dan Stryzinski at Minn., 1-17-99

#### Vs. Falcons

63 yards, Mitch Berger at Minn., 1-17-99

### Most Penalties

#### By Falcons

7-98, at Minnesota, 1-9-83

7-69, at Dallas, 12-30-78

#### Vs. Falcons

10-84, at Minnesota, 1-9-83

### Time of Possession

#### By Falcons

35:04 at Minnesota, 1-17-99

#### Vs. Falcons

38:43 at Minnesota, 1-9-83

36:48 at Minnesota, 1-17-99

### Most Takeaways

#### By Falcons

4, at Dallas, 12-30-78

3, at New Orleans, 12-28-91

#### By Falcons

6, at Washington, 1-3-92

5, vs Philadelphia, 12-24-78

### Attendance

#### Home

70,262 vs. S.F., 1-9-99

60,022 vs Dallas, 1-4-81


#### Away

74,803 vs. Denver, 1-31-99

68,794 at New Orleans, 12-28-91

64,060 at Minnesota, 1-17-99





**ADDITIONAL INFORMATION**



# Attendance Information

Year	Home Avg.	Home Rec.	Road Avg.	Road Rec.	Total Avg	Overall
1966	52,017	1-6	49,292	2-5	50,654	3-11
1967	46,977	1-5-1	53,082	0-7	50,030	1-12-1
1968	42,501	1-6	48,985	1-6	45,743	2-12
1969	47,832	4-3	51,723	2-5	49,777	6-8
1970	51,854	3-4	57,381	1-4-2	54,617	4-8-2
1971	54,589	4-3	59,866	3-3-1	57,228	7-6-1
1972	51,974	4-3	60,033	3-4	56,004	7-7
1973	49,656	4-3	57,038	5-2	53,347	9-5
1974	37,858	2-5	55,397	1-6	46,627	3-11
1975	40,723	3-4	50,183	1-6	45,453	4-10
1976	37,874	3-4	47,831	1-6	42,853	4-10
1977	50,060	4-3	44,157	3-4	47,108	7-7
1978	54,366	7-1	46,072	2-6	50,219	9-7
1979	50,957	3-5	54,391	3-5	52,674	6-10
1980	55,182	6-2	56,444	6-2	55,813	12-4
1981	52,410	4-4	61,799	3-5	57,104	7-9
1982	43,530	2-3	62,409	3-1	51,920	5-4
1983	41,670	4-4	55,718	3-5	48,694	7-9
1984	39,044	2-6	51,523	2-6	43,283	4-12
1985	34,017	3-5	51,571	1-7	42,794	4-12
1986	48,740	2-5-1	54,392	5-3	51,566	7-8-1
1987	23,727	2-6	42,928	1-6	35,549	3-12
1988	33,477	2-6	51,336	3-5	41,406	5-11
1989	40,069	3-5	52,768	0-8	46,418	3-13
1990	49,357	5-3	54,692	0-8	52,024	5-11
1991	50,366	6-2	54,200	4-4	52,496	10-6
1992	63,283	5-3	59,400	1-7	61,342	6-10
1993	57,079	4-4	59,669	2-6	58,374	6-10
1994	57,313	5-3	54,639	2-6	55,976	7-9
1995	52,388	7-1	57,746	2-6	55,067	9-7
1996	41,955	2-6	57,911	1-7	49,933	3-13
1997	48,033	3-5	54,643	4-4	51,338	7-9
1998	58,130	8-0	63,344	6-2	60,737	14-2
1999	57,615	4-4	62,084	1-7	59,850	5-11

## TOP HOME CROWDS

Attendance	Opponent	Date	Score
70,262	San Francisco	1-9-99	*20-18
70,089	Dallas	10-29-95	13-28
69,828	San Francisco	11-15-98	31-19
69,754	Miami	12-27-98	38-16
69,555	Minnesota	9-12-99	14-17
68,466	Jacksonville	11-7-99	7-30
67,404	San Francisco	11-9-92	3-41
67,357	Kansas City	9-18-94	10-30
67,337	Dallas	11-21-93	27-14

\* Playoff game

## TOP ROAD CROWDS

Attendance	Opponent	Date	Score
83,437	New Orleans	11-26-67	24-27
80,004	Buffalo	11-22-92	14-41
78,283	Cleveland	9-27-81	17-28
77,042	New Orleans	9-20-70	14-3
76,825	Cleveland	10-31-71	31-14
75,954	New Orleans	12-19-71	24-20
75,287	Denver	10-16-88	14-30



# National TV Games

## FALCONS ON MONDAY NIGHT

Overall: 6-17

Home: 5-8

Away: 1-9

<u>DATE</u>	<u>OPPONENT</u>	<u>SCORE</u>
11-30-70	vs. Miami	7-20 (L)
11-22-71	vs. Green Bay	28-21 (W)
11-20-72	at Washington	13-24 (L)
10-1-73	at Detroit	6-31 (L)
11-19-73	vs. Minnesota	20-14 (W)
10-28-74	at Pittsburgh	17-24 (L)
10-30-78	vs. LA Rams	15-7 (W)
9-10-79	at Philadelphia	14-10 (W)
10-29-79	vs. Seattle	28-31 (L)
11-19-79	at LA Rams	14-20 (L)
10-5-81	at Philadelphia	13-16 (L)
11-23-81	vs. Minnesota	31-30 (W)
12-14-81	at LA Rams	16-21 (L)
11-14-83	vs. LA Rams	13-36 (L)
10-22-84	vs. LA Rams	10-24 (L)
11-5-84	at Washington	14-27 (L)
11-9-92	vs. San Francisco	3-41 (L)
12-21-92	vs. Dallas	17-41 (L)
9-27-93	vs. Pittsburgh	17-45 (L)
12-2-96	vs. San Francisco	10-34 (L)
9-20-99	at Dallas	7-24 (L)
10-25-99	at Pittsburgh	9-13 (L)
1-3-00	vs. San Francisco	34-29 (W)

## FALCONS ON SUNDAY NIGHT

Overall: 4-5

Home: 1-3

Away: 3-2

<u>DATE</u>	<u>OPPONENT</u>	<u>SCORE</u>
12-19-82	at San Francisco	17-7 (W) TNT
10-28-90	vs. Cincinnati	38-17 (W) TNT
11-24-91	at New Orleans	23-20 (W) OT ESPN
9-18-94	vs. Kansas City	10-30 (L) TNT
12-11-94	vs. New Orleans	20-29 (L) ESPN
9-22-96	vs. Philadelphia	18-33 (L) TNT
10-26-97	at Carolina	12-21 (L) ESPN
10-11-98	at Giants	34-20 (W) ESPN
11-28-99	at Carolina	28-34 (L) ESPN

## FALCONS ON THURSDAY NIGHT

Overall: 1-2

Home: 1-0

Away: 0-2

<u>DATE</u>	<u>OPPONENT</u>	<u>SCORE</u>
12-3-92	at New Orleans	14-22 (L)
10-14-93	vs. LA Rams	30-24 (W)
10-12-95	at St. Louis	19-21 (L)

# Overtime Finishes

## Franchise Record: 7-10-1

- 1999: Baltimore 19, Atlanta 13** — Ravens QB Stoney Casey connected with WR Justin Armour for a 54-yard touchdown pass midway through the overtime period to help Baltimore erase a 13-3 deficit in the first-ever meeting between the clubs.
- 1995: Arizona 40, Atlanta 37** — A 28-yard FG by Arizona's Greg Davis ended a mistake-plagued game for the Falcons, who turned ball over four times.
- Atlanta 27, New Orleans 24** — Morten Andersen booted the game-winner from 21 yards out in his first return to New Orleans as a Falcon.
- Atlanta 23, Carolina 20** — Morten Andersen's 35-yard FG defeated the Panthers in their first regular-season game in franchise history.
- 1994: Detroit 31, Atlanta 28** — Jason Hanson's 37-yard overtime FG defeated the Falcons, who missed a game-winning 52-yard FG attempt with one second remaining in regulation.
- 1991: Atlanta 23, New Orleans 20** — Norm Johnson's 50-yard FG with 2:37 remaining sealed victory.
- 1986: Atlanta 23, Tampa Bay 20** — Mick Luckhurst's 34-yard FG as time expired set up his game-winning 34-yard kick with 6:29 elapsed.
- Atlanta 10, San Francisco 10** — Sylvester Stamps raced 39 yards with a Dave Archer pass, tying the game with 1:27 remaining. But neither team was able to score, creating the first OT tie in Falcon history.
- 1985: Philadelphia 23, Atlanta 17** — Mick Quick hauled in a 99-yard TD pass from Ron Jaworski for the win.
- 1984: Detroit 27, Atlanta 24** — Eddie Murray booted a 48-yard field goal after the Lions won the coin toss.
- 1983: Atlanta 47, Green Bay 41** — Kenny Johnson intercepted a Lynn Dickey pass, returning it 31 yards for the winning score.
- New York Giants 16, Atlanta 13** — Ali Haji-Sheikh kicked the game-winning 30-yard field goal.
- 1981: New York Giants 27, Atlanta 24** — Joe Danelo booted a 40-yard field goal after Atlanta fumbled on the first play of its second possession.
- 1980: Atlanta 33, St. Louis 27** — Ray Strong rambled 21 yards for TD 4:42 into overtime.
- Los Angeles Rams 20, Atlanta 17** — Frank Carrol kicked a 23-yard field goal following a sack and fumble by Steve Bartkowski.
- 1979: Atlanta 40, New Orleans 34** — James Mayberry caught a desperation pass by NO punter Russell Erxleben, who had chased errant snap into end zone.
- Denver 20, Atlanta 17** — Jim Turner kicked the game-winning 24-yard FG after Tim Mazzetti missed a 31-yarder with 22 seconds left in regulation.
- 1975: Oakland 37, Atlanta 34** — George Blanda connects on a 36-yard field goal with just two seconds remaining in overtime.

# The Last Time It Happened

## TEAM

### OVERTIME GAME:

Baltimore 19, at Falcons 13, October 3, 1999

### SHUTOUT:

By Falcons: Falcons 13, at L.A. Rams 0, November 14, 1993  
By Opponent: at Chicago 6, Falcons 0, October 3, 1993

### AT LEAST 400 TOTAL YARDS:

By Falcons: 434, vs. St. Louis, November 1, 1998  
By Opponent: 496, vs. San Francisco, January 3, 2000

### AT LEAST 500 TOTAL YARDS:

By Falcons: 504, at New Orleans, December 13, 1998  
By Opponent: 538, at San Francisco, September 27, 1998

### AT LEAST 200 YARDS RUSHING:

By Falcons: 204, at St. Louis, November 29, 1998  
By Opponent: 200, vs. San Francisco December 2, 1996

### AT LEAST 300 YARDS RUSHING:

By Falcons: NEVER  
By Opponent: 315, at Buffalo, November 22, 1992

### AT LEAST 300 NET YARDS PASSING:

By Falcons: 306, vs. San Francisco, January 3, 2000  
By Opponent: 363, vs. San Francisco, January 3, 2000

## OFFENSE

### 100-YARD RUSHING GAME:

By Falcons: Byron Hanspard (26-102), vs. Arizona, December 26, 1999  
By Opponent: Charlie Garner (26-107), at San Francisco, December 12, 1999

### 200-YARD RUSHING GAME:

By Falcons: Gerald Riggs (35-202), vs. New Orleans, September 2, 1984  
By Opponent: NEVER

### 3-RUSHING TOUCHDOWNS:

By Falcons: Jamal Anderson, at Detroit, October 6, 1996  
By Opponent: Barry Foster, vs. Pittsburgh, September 27, 1993

### 100-YARD RECEIVING GAME:

By Falcons: Tim Dwight (7-162), vs. San Francisco, January 3, 2000  
By Opponent: J.J. Stokes (5-130), vs. San Francisco, January 3, 2000

### 200-YARD RECEIVING GAME:

By Falcons: NEVER  
By Opponent: Isaac Bruce (10-233), vs. St. Louis, November 2, 1997

### 3-TOUCHDOWN RECEPTIONS:

By Falcons: Andre Rison, vs. San Francisco, September 19, 1993  
By Opponent: Eddie Kennison, vs. St. Louis, December 15, 1996

### 4-TOUCHDOWN RECEPTIONS:

By Falcons: NEVER  
By Opponent: Roy Jefferson, vs. Pittsburgh, November 3, 1968

### 5-TOUCHDOWN RECEPTIONS:

By Falcons: NEVER  
By Opponent: Jerry Rice, vs. San Francisco, October 14, 1990

### 300-YARD PASSING GAME:

By Falcons: Chris Chandler (37-19-306), vs. San Francisco, January 3, 2000  
By Opponent: Jeff Garcia (34-26-363), vs. San Francisco, January 3, 2000

### 500-YARD PASSING GAME:

By Falcons: NEVER  
By Opponent: Johnny Unitas (501), vs. Baltimore, September 17, 1967

### 400-YARD PASSING GAME:

By Falcons: Steve Bartkowski (50-33-416), vs. Pittsburgh, November 15, 1981  
By Opponent: Joe Montana (49-32-476), vs. San Francisco, October 14, 1990

### 6-TOUCHDOWN PASSING GAME:

By Falcons: NEVER  
By Opponent: Mark Rypien, at Washington, November 10, 1991

# The Last Time It Happened

## 5-TOUCHDOWN PASSING GAME:

By Falcons: Wade Wilson, vs. Tampa Bay, December 13, 1992  
By Opponent: Steve DeBerg, at Tampa Bay, September 13, 1987

## 4-TOUCHDOWN PASSING GAME:

By Falcons: Chris Chandler, at Carolina, November 28, 1999  
By Opponent: Jeff Blake, at Cincinnati, November 24, 1996

## 3-TOUCHDOWN PASSING GAME:

By Falcons: Chris Chandler, vs. San Francisco, January 3, 2000  
By Opponent: Steve Beuerlein, at Carolina, November 28, 1999

## DEFENSE

### INTERCEPTION RETURN FOR TOUCHDOWN:

By Falcons: Ray Buchanan, vs. New Orleans, December 5, 1999 (52 yards off Danny Wuerffel)  
By Opponent: Donnie Abraham, at Tampa Bay, November 21, 1999 (47 yards off Chris Chandler)

### FUMBLE RETURN FOR TOUCHDOWN:

By Falcons: Jessie Tuggle, vs. San Francisco, November 15, 1998 (1 yard)  
By Opponent: Jerome Henderson, at N.Y. Jets, October 25, 1998 (53 yards)

### AT LEAST THREE QUARTERBACK SACKS:

By Falcons: Lester Archambeau (3), vs. New Orleans, December 5, 1999  
By Opponent: Lamar Lathon (3), at Carolina, September 1, 1996

### AT LEAST TWO INTERCEPTIONS:

By Falcons: Ray Buchanan (2), vs. New Orleans, December 5, 1999  
By Opponent: Dainon Sidney (2), at Tennessee, December 19, 1999

### SAFETY:

By Falcons: Josh Miller out of end zone, team safety, at Pittsburgh, October 25, 1999  
By Opponent: Bryant Young tackled QB Chris Chandler in end zone, at San Francisco, December 12, 1999

## SPECIAL TEAMS

### KICKOFF RETURN FOR TOUCHDOWN:

By Falcons: Tim Dwight, vs. Carolina, October 4, 1998 (93 yards)  
By Opponent: Michael Bates, vs. Carolina, October 31, 1999 (100 yards)

### PUNT RETURN FOR TOUCHDOWN:

By Falcons: Tim Dwight, vs. San Francisco, January 3, 2000 (70 yards)  
By Opponent: Eddie Kennison, at St. Louis, November 10, 1996 (78 yards)

### BLOCKED PUNT:

By Falcons: Ronnie Bradford, at Detroit, August 31, 1997  
By Opponent: Toi Cook, vs. New Orleans, September 20, 1992

### BLOCKED PUNT RETURNED/RECOVERED FOR TOUCHDOWN:

By Falcons: Bobby Butler, vs. San Francisco, 35 yards, October 14, 1990  
By Opponent: Eugene Daniel, vs. Indianapolis, 13 yards, December 7, 1986

### BLOCKED FIELD GOAL ATTEMPT:

By Falcons: Travis Hall, at San Francisco, December 12, 1999  
By Opponent: Brentson Bucknew, vs. San Francisco, January 3, 2000

### BLOCKED PAT:

By Falcons: Travis Hall, vs. Miami, December 27, 1998  
By Opponent: Brenston Buckner, at San Francisco, September 27, 1998

### PAT MISSED:

By Falcons: Morten Andersen, at Phoenix, November 26, 1995  
By Opponent: Gary Anderson, vs. San Francisco, October 19, 1997

### 4-FIELD GOALS:

By Falcons: Morten Andersen, vs. New Orleans, December 10, 1995  
By Opponent: Martin Gramatica, at Tampa Bay, November 21, 1999

### 5-FIELD GOALS:

By Falcons: Morten Andersen, at Dallas, October 20, 1996  
By Opponent: John Kasey, at Carolina, September 1, 1996

### 6-FIELD GOALS:

By Falcons: Norm Johnson, at New Orleans, November 13, 1994  
By Opponent: Jeff Wilkins, at San Francisco, September 29, 1996

### ONSIDE KICK RECOVERED:

By Falcons: Juran Bolden recovered a Morten Andersen kick, at San Francisco, September 27, 1998  
By Opponent: Patrick Surtain recovered a Olindo Mare kickoff, vs. Miami, December 27, 1998

## Falcons vs. NFC West in the Regular Season

<u>YEAR</u>	<u>CAR</u>	<u>N.O.</u>	<u>STL</u>	<u>SF</u>	<u>HOME</u>	<u>AWAY</u>	<u>OVERALL</u>
1970	-	2-0	0-1-1	1-1	2-1	1-1-1	3-2-1
1971	-	2-0	0-1-1	1-1	2-1	1-1-1	3-2-1
1972	-	2-0	1-1	0-2	2-1	1-2	3-3
1973	-	2-0	1-1	1-1	2-1	2-1	4-2
1974	-	0-2	0-2	0-2	0-3	0-3	0-6
1975	-	1-1	0-2	2-0	2-1	1-2	3-3
1976	-	1-1	0-2	1-1	2-1	0-3	2-4
1977	-	1-1	1-1	1-1	2-1	1-2	3-3
1978	-	2-0	1-1	2-0	3-0	2-1	5-1
1979	-	1-1	0-2	1-1	1-2	1-2	2-4
1980	-	2-0	1-1	2-0	3-0	2-1	5-1
1981	-	2-0	0-2	1-1	2-1	1-2	3-3
*1982	-	1-1	1-0	1-0	2-0	1-1	3-1
1983	-	0-2	0-2	1-1	1-2	0-3	1-5
1984	-	1-1	1-1	0-2	0-3	2-1	2-4
1985	-	2-0	1-1	0-2	2-1	1-2	3-3
1986	-	1-1	1-1	0-1-1	1-1-1	1-2	2-3-1
*1987	-	0-1	1-1	0-2	1-2	0-2	1-4
1988	-	0-2	0-2	1-1	0-3	1-2	1-5
1989	-	0-2	0-2	0-2	0-3	0-3	0-6
1990	-	1-1	1-1	0-2	2-1	0-3	2-4
1991	-	1-1	2-0	2-0	2-1	3-0	5-1
1992	-	0-2	1-1	0-2	1-2	0-3	1-5
1993	-	1-1	2-0	1-1	2-1	2-1	4-2
1994	-	0-2	2-0	0-2	1-2	1-2	2-4
1995	1-1	2-0	1-1	1-1	4-0	1-3	5-3
1996	1-1	2-0	0-2	0-2	2-2	1-3	3-5
1997	0-2	2-0	2-0	0-2	2-2	2-2	4-4
1998	2-0	2-0	2-0	1-1	4-0	3-1	7-1
1999	1-1	2-0	0-2	1-1	3-1	1-3	4-4
<b>TOTALS</b>	<b>5-5</b>	<b>36-23</b>	<b>23-34-2</b>	<b>22-36-1</b>	<b>53-40-1</b>	<b>33-58-2</b>	<b>86-98-3</b>

\*Strike Shortened Season

## Milestone Games in Falcons History

(based on regular season games)

1 <sup>st</sup> Game .....	9-11-66 vs. Los Angeles Rams (L) 14-19
50 <sup>th</sup> Game .....	11-9-69 at Detroit (L) 21-27
100 <sup>th</sup> Game .....	9-23-73 at Los Angeles Rams (L) 0-31
200 <sup>th</sup> Game .....	12-16-79 vs. San Francisco (W) 31-21
300 <sup>th</sup> Game .....	11-16-86 vs. Chicago (L) 10-13
400 <sup>th</sup> Game .....	12-27-92 at Los Angeles Rams (L) 27-38
500 <sup>th</sup> Game .....	10-3-99 vs. Baltimore (L) 13-19 OT

## Falcons Record by the Decade

	Regular Season		Post Season		TOTAL
	HOME	ROAD	HOME	ROAD	
Overall	123-132-2	78-174-3	2-2	2-4	205-312-5
1960s	7-20-1	5-23	0-0	0-0	12-43-1
1970s	37-35	23-46-3	1-0	0-1	61-82-3
1980s	30-46-1	27-48	0-1	0-1	57-96-1
1990s	48-31	23-57	1-1	2-2	74-91-0
2000	1-0	0-0	0-0	0-0	1-0-0

\*SUPER BOWL XXXIII COUNTS AS A HOME GAME (1-31-99 in Miami)



# 2000 Falcons Training Camp - Furman University

This season marks the second time since 1978 that the Falcons will train in a site other than in Suwanee, Georgia. The Falcons will head to Furman University in Greenville, South Carolina, the site of their training camp from 1971 through 1978. Atlanta's first-ever training camp site was Black Mountain, North Carolina at a YMC Camp in Asheville in 1966. From 1967 through 1970, the Falcons nested at East Tennessee State in Johnson City, Tennessee. The Falcons trained at the Suwanee facility from 1979 through the 1998 season.

Founded in 1826, Furman University, a private coeducational college, has established a reputation as one of the finest liberal arts colleges in the nation.

Furman actually traces its origins to The Furman Academy and Theological Institution, authorized in 1825 by the South Carolina Baptist State Convention and opened at Edgefield, South Carolina. In 1850, it was chartered as Furman University, making it one of America's 64 oldest colleges.

Inspiration for the establishment of the school came primarily from Dr. Richard Furman, under whose leadership the State Baptist Convention was organized in 1821 with a seminary as a major objective. Dr. James C. Furman, son of Richard, became the first man to hold the title of president of the University in 1859.

The 750-acre wooded campus, located just north of Greenville, South Carolina, and the University's home since moving from downtown Greenville in 1958, is rightfully acclaimed as one of the most beautiful in the nation.



# Falcons 2000 Opponents

## CAROLINA PANTHERS

Game #3 Sun. Sept. 17,  
1 p.m. at Ericsson Stadium  
Game #9 Sun. Oct. 29,  
1 p.m. at Georgia Dome  
Home Playing Surface: Grass  
Conference, Division: National, West  
Stadium: Ericsson Stadium  
1999 Record (finish): 8-8 (2<sup>nd</sup>, NFC West)  
1999 Rushing Leader: Tim Biakabutuka, 138 att-718 yds, 6 tds  
1999 Passing Leader: Steve Beuerlein, 343 of 571, 4436 yds, 36 tds, 15 int  
1999 Receiving Leader: Muhsin Muhammad, 96 rec-1253 yds, 8 tds  
Owner: Jerry Richardson  
Head Coach: George Seifert (116-43)  
PR Director: Charlie Dayton (704) 358-7000  
Series Record: Series tied, 5-5  
Last Meetings: 1999 - (10-31) at Falcons 27, Panthers 20; (11-28) at Panthers 34, Falcons 28



## DENVER BRONCOS

Game #2 Sun. Sept. 10,  
4:15 p.m. at Mile High Stadium  
Home Playing Surface: Natural Grass  
Conference, Division: American, West  
Stadium: Mile High Stadium  
1999 Record (finish): 6-10 (5<sup>th</sup>, AFC West)  
1999 Rushing Leader: Olandis Gary, 276 att-1159 yds, 7 tds  
1999 Passing Leader: Brian Griese, 261 of 452, 3032 yds, 14 tds, 14 int  
1999 Receiving Leader: Rod Smith, 79 rec-1020 yds, 4 tds  
Owner: Pat Bowlen  
Head Coach: Mike Shanahan (60-28)  
PR Director: Jim Saccomano (303) 649-9000  
Series Record: Broncos lead series, 6-3  
Last Meeting: 1-31-99 in Super Bowl XXXIII - Broncos 34, Falcons 19



## DETROIT LIONS

Game #11 Sun. Nov. 12,  
1 p.m. at Pontiac Silverdome  
Home Playing Surface: AstroTurf  
Conference, Division: National, Central  
Stadium: Pontiac Silverdome  
1999 Record (finish): 8-8 (2<sup>nd</sup>, NFC, Central)  
1999 Rushing Leader: Greg Hill, 144 att-542 yds, 2 tds  
1999 Passing Leader: Gus Frerotte, 175 of 208, 2117 yds, 9 tds, 7 int  
1999 Receiving Leader: Germaine Crowell, 81 rec-1338 yds, 7 tds  
Owner: William Clay Ford  
Head Coach: Bobby Ross (22-27)  
PR Director: Steve Reaven (248) 335-4131  
Series Record: Lions lead series, 20-7  
Last Meeting: 1998 - (12-20) Falcons 24, at Lions 17



## KANSAS CITY CHIEFS

Game #16 Sun. Dec. 24  
1 p.m. at Georgia Dome  
Home Playing Surface: Grass  
Conference, Division: American, West  
Stadium: Arrowhead Stadium  
1999 Record (finish): 9-7 (2<sup>nd</sup>, AFC West)  
1999 Rushing Leader: Donnell Bennett, 161 att-627 yds, 8 tds  
1999 Passing Leader: Elvis Grbac, 294 of 499, 3389 yds, 22 tds, 15 int  
1999 Receiving Leader: Tony Gonzalez, 76 rec-849 yds, 11 tds  
Owner: Lamar Hunt  
Head Coach: Gunther Cunningham (9-7)  
PR Director: Bob Moore (816) 920-9300  
Series Record: Chiefs lead series, 4-0  
Last Meeting: 1994 - (9-18) Chiefs 30, at Falcons 10



## NEW ORLEANS SAINTS

Game #8 Sun. Oct. 22,  
1 p.m. at Georgia Dome  
Game #15 Sun. Dec. 17,  
1 p.m. at Louisiana Superdome  
Home Playing Surface: Astro Turf  
Conference, Division: National, West  
Stadium: Louisiana Superdome  
1999 Record (finish): 3-13 (5th, NFC West)  
1999 Rushing Leader: Ricky Williams, 253 att-884 yds, 2 tds  
1999 Passing Leader: Billy Joe Tolliver, 139 of 268, 1916 yds, 7 tds, 16 int  
1999 Receiving Leader: Eddie Kennison, 61 rec-835 yds, 4 tds  
Owner: Tom Benson  
Head Coach: Jim Haslett (first year)  
PR Director: Greg Bensef (504) 733-0255  
Series Record: Falcons lead series, 38-24  
Last Meeting: 1999 - (10-10) Falcons 20, at Saints 17; (12-5) at Falcons 35, Saints 12



## NEW YORK GIANTS

Game #6 Sun. Oct. 8,  
4:05 p.m. at Georgia Dome  
Home Playing Surface: Grass  
Conference, Division: National, East  
Stadium: Giants Stadium  
1999 Record (finish): 7-9 (3rd, NFC East)  
1999 Rushing Leader: Joe Montgomery, 115 att-348 yds, 3 tds  
1999 Passing Leader: Kerry Collins, 191 of 332, 236 yds, 8 tds, 11 int  
1999 Receiving Leader: Amani Toomer, 79 rec-1183 yds, 6 tds  
Owners: Wellington Mara and Preston Robert Tisch  
Head Coach: Jim Fassel (25-23-1)  
PR Director: Pat Hanlon (201) 935-8111  
Series Record: Falcons lead series, 7-6  
Last Meeting: 1998 - (10-11) Falcons 34, at Giants 20



## OAKLAND RAIDERS

Game #13 Sun. Nov. 26,  
4:05 p.m. at Network Associates Coliseum  
Home Playing Surface: Grass  
Conference, Division: American, West  
Stadium: Network Associates Coliseum  
1999 Record (finish): 8-8 (4th, AFC West)  
1999 Rushing Leader: Tyrone Wheatley, 242 att-936 yds, 8 tds  
1999 Passing Leader: Rich Gannon, 304 of 515, 3840 yds, 24 tds, 11 int  
1999 Receiving Leader: Tim Brown, 90 rec-1344 yds, 6 tds  
Owner: Al Davis  
Head Coach: Jon Gruden (16-16)  
PR Director: Mike Taylor (510) 864-5000  
Series Record: Raiders lead series, 6-3  
Last Meeting: 1997 - (9-14) Raiders 36, at Falcons 31



## PHILADELPHIA EAGLES

Game #5 Sun. Oct. 1,  
8:20 p.m. at Veterans Stadium  
Home Playing Surface: Astro Turf-8  
Conference, Division: National, East  
Stadium: Veterans Stadium  
1999 Record (finish): 5-11 (5th, NFC East)  
1999 Rushing Leader: Duce Staley, 325 att-1273 yds, 4 tds  
1999 Passing Leader: Doug Pederson, 119 of 227, 1276 yds, 7 tds, 6 int  
1999 Receiving Leader: Torrance Small, 49 rec-655 yds, 4 tds  
Owner: Jeffrey Lurie  
Head Coach: Andy Reid (5-11)  
PR Director: Ron Howard (215) 463-2500  
Series Record: Series tied, 9-9-1  
Last Meeting: RS - 1998 - (9-13) at Falcons 17, Eagles 13



## ST. LOUIS RAMS

Game #4 Sun. Sept. 24,  
1 p.m. at Georgia Dome  
Game #7 Sun. Oct. 15,  
1 p.m. at Trans World Dome  
Home Playing Surface: AstroTurf  
Conference, Division: National, West  
Stadium: Trans World Dome  
1999 Record (finish): (1st, NFC West)  
1999 Rushing Leader: Marshall Faulk, 253 att-1381 yds, 7 tds  
1999 Passing Leader: Kurt Warner, 325 of 499, 4353 yds, 41 tds, 13 int  
1999 Receiving Leader: Marshall Faulk, 87 rec-1048 yds, 5 tds  
Owner: Georgia Frontiere  
Head Coach: Mike Martz (first year)  
PR Director: Rick Smith (314) 982-7267  
Series Record: Rams lead series, 41-23-2  
Last Meeting: 1999- (9-26) At Rams 35, Falcons 7; (10-17) Rams 41, at Falcons 13



## SAN FRANCISCO 49ERS

Game #1 Sun. Sept. 3,  
1 p.m. at Georgia Dome  
Game #12 Sun. Nov. 19,  
4:15 p.m. at 3Com Park  
Home Playing Surface: Grass  
Conference, Division: National, West  
Stadium: 3Com Park  
1999 Record (finish): 4-12 (4th, NFC West)  
1999 Rushing Leader: Charlie Garner, 232 att-1200 yds, 4 tds  
1999 Passing Leader: Jeff Garcia, 199 of 341, 2171 yds, 9 tds, 11 int  
1999 Receiving Leader: Jerry Rice, 61 rec-687 yds, 5 tds  
Owner: Denise DeBartolo York  
Head Coach: Steve Mariucci (33-20)  
PR Director: Kirk Reynolds (408) 562-4949  
Series Record: 49ers lead series, 41-24-1  
Last Meeting: RS - 1999 - (12-12) at 49ers 26, Falcons 7; (1-3) at Falcons 34, 49ers 29



## SEATTLE SEAHAWKS

Game #14 Sun. Dec. 3,  
1 p.m. at Georgia Dome  
Home Playing Surface: AstroTurf  
Conference, Division: American, West  
Stadium: Kingdome  
1999 Record (finish): 9-7 (1st, AFC West)  
1999 Rushing Leader: Ricky Waters, 325 att-1210 yds, 5 tds  
1999 Passing Leader: Jon Kitna, 270 of 495, 3346 yds, 23 tds, 16 int  
1999 Receiving Leader: Derrick Mayes, 62 rec-829 yds, 10 tds  
Owner: Paul Allen  
Head Coach: Mike Holmgren (93-49)  
PR Director: Dave Pearson (425) 827-9777  
Series Record: Seahawks lead series, 4-2  
Last Meeting: 1997 - (11-30) Falcons 24, at Seahawks 17



## TAMPA BAY BUCCANEERS

Game #10 Sun. Nov. 5,  
1 p.m. at Georgia Dome  
Home Playing Surface: Grass  
Conference, Division: National, Central  
Stadium: Raymond James Stadium  
1999 Record (finish): 11-5 (1<sup>st</sup>, NFC West)  
1999 Rushing Leader: Mike Alstott, 242 att-949 yds, 7 tds  
1999 Passing Leader: Trent Dilfer, 146 of 244, 1619 yds, 11 tds, 11 int  
1999 Receiving Leader: Warrick Dunn, 64 rec-598 yds, 2 tds  
Owner: Malcolm Glazer  
Head Coach: Tony Dungy (36-30)  
PR Director: Reggie Roberts (813) 870-2700  
Series Record: Series tied, 8-8  
Last Meeting: 1999 - (11-21) at Buccaneers 19, Falcons 10



# 2000 Atlanta Falcons Radio Network

Fans can follow the Atlanta Falcons throughout the 2000 season on the team's flagship station, WGST, 640AM, which will carry all of the Falcons preseason and regular season games. Games can be heard on the following stations:

## GEORGIA

WGST (640)	Atlanta
WGST (105.7-FM)	Atlanta
WALG (1590)	Albany
WPUP (103.7-FM)	Athens
WRFC (960)	Athens
WGUS (1380)	Augusta
WSFN (790)	Brunswick
WDAK (540)	Columbus
WYYU (104.5-FM)	Dalton
WDMG (860)	Douglas
WDUN (550)	Gainesville
WGGA (1240)	Gainesville
WKEU (1450)	Griffin
WCEH (610)	Hawkinsville
WQSY (103.9-FM)	Hawkinsville
WHEL (105.1-FM)	Helen
WIFO (105.5-FM)	Jesup
WZLG (98.1-FM)	LaGrange
WPEH (92.1-FM)	Louisville
WPEH (1420)	Louisville
WMAC (940)	Macon
WYTH (1250)	Madison
WMVG (1450)	Milledgeville

WYUM (101.7)	Mt. Vernon
WMKJ (96.7-FM)	Newnan
WKCX (97.7-FM)	Rome
WBMQ (630)	Savannah
WWNS (1240)	Statesboro
WPAX (1240)	Thomasville
WTGA (1590)	Thomaston
WTGA (101.1-FM)	Thomaston
WNEG (630)	Toccoa
WVLD (1450)	Valdosta
WVOP (970)	Vidalia

## ALABAMA

WHMA (1390)	Anniston
WBBK (93.1-FM)	Dothan
WWIC (1050)	Scottsboro

## SOUTH CAROLINA

WSC (790)	Charleston
WORD (910)	Greenville
WYRD (1330)	Spartanburg



Play-by-play announcer Jeff Hullinger (left) and color analyst Jeff Van Note.

# 2000 NFL Schedule

(All Times Local)

## SUNDAY, SEPTEMBER 3

(FIRST WEEKEND)

(OPEN DATE: CINCINNATI)

ARIZONA AT NEW YORK GIANTS .....	1:00p
BALTIMORE AT PITTSBURGH .....	1:00p
CAROLINA AT WASHINGTON .....	1:00p
CHICAGO AT MINNESOTA .....	12:00p
DETROIT AT NEW ORLEANS .....	12:00p
INDIANAPOLIS AT KANSAS CITY ..	12:00p
JACKSONVILLE AT CLEVELAND .....	1:00p
NEW YORK JETS AT GREEN BAY .....	3:15p
PHILADELPHIA AT DALLAS .....	3:05p
SAN DIEGO AT OAKLAND .....	1:15p
<b>SAN FRANCISCO AT ATLANTA .....</b>	<b>1:00p</b>
SEATTLE AT MIAMI .....	4:15p
TAMPA BAY AT NEW ENGLAND .....	1:00p

CBS-TV

NATIONAL WEEKEND

## SUNDAY NIGHT, SEPTEMBER 3

TENNESSEE AT BUFFALO .....	8:20p
----------------------------	-------

## MONDAY, SEPTEMBER 4

DENVER AT ST. LOUIS .....	8:00p
---------------------------	-------

## SUNDAY, SEPTEMBER 10

(SECOND WEEKEND)

(OPEN DATE: PITTSBURGH)

<b>ATLANTA AT DENVER .....</b>	<b>2:15p</b>
CAROLINA AT SAN FRANCISCO .....	1:15p
CHICAGO AT TAMPA BAY .....	1:00p
CLEVELAND AT CINCINNATI .....	1:00p
GREEN BAY AT BUFFALO .....	1:00p
JACKSONVILLE AT BALTIMORE .....	1:00p
KANSAS CITY AT TENNESSEE .....	12:00p
MIAMI AT MINNESOTA .....	12:00p
NEW ORLEANS AT SAN DIEGO .....	1:15p
NY GIANTS AT PHILADELPHIA .....	1:00p
OAKLAND AT INDIANAPOLIS .....	12:00p
ST. LOUIS AT SEATTLE .....	1:15p
WASHINGTON AT DETROIT .....	4:15p

FOX-TV

NATIONAL WEEKEND

## SUNDAY NIGHT, SEPTEMBER 10

DALLAS AT ARIZONA .....	5:20p
-------------------------	-------

## MONDAY, SEPTEMBER 11

NEW ENGLAND AT NY JETS .....	9:00p
------------------------------	-------

## SUNDAY, SEPTEMBER 17

(THIRD WEEKEND)

(OPEN DATES: ARIZONA, TENNESSEE,  
INDIANAPOLIS)

<b>ATLANTA AT CAROLINA .....</b>	<b>1:00p</b>
BUFFALO AT NEW YORK JETS .....	1:00p
CINCINNATI AT JACKSONVILLE .....	1:00p
DENVER AT OAKLAND .....	1:05p
MINNESOTA AT NEW ENGLAND .....	4:15p
NEW ORLEANS AT SEATTLE .....	1:15p
NEW YORK GIANTS AT CHICAGO ..	3:15p
PHILADELPHIA AT GREEN BAY .....	12:00p
PITTSBURGH AT CLEVELAND .....	1:00p
SAN DIEGO AT KANSAS CITY .....	12:00p
SAN FRANCISCO AT ST. LOUIS .....	12:00p
TAMPA BAY AT DETROIT .....	1:00p

FOX-TV

NATIONAL WEEKEND

## SUNDAY NIGHT, SEPTEMBER 17

BALTIMORE AT MIAMI .....	8:20p
--------------------------	-------

## MONDAY, SEPTEMBER 18

DALLAS AT WASHINGTON .....	9:00p
----------------------------	-------

## SUNDAY, SEPTEMBER 24

(FOURTH WEEKEND)

(OPEN DATES: BUFFALO, CAROLINA,  
MINNESOTA)

CINCINNATI AT BALTIMORE .....	1:00p
CLEVELAND AT OAKLAND .....	1:15p
DETROIT AT CHICAGO .....	12:00p
GREEN BAY AT ARIZONA .....	1:05p
KANSAS CITY AT DENVER .....	2:15p
NEW ENGLAND AT MIAMI .....	1:00p
NEW YORK JETS AT TAMPA BAY .....	4:15p
PHILADELPHIA AT NEW ORLEANS ..	12:00p
<b>ST. LOUIS AT ATLANTA .....</b>	<b>1:00p</b>
SAN FRANCISCO AT DALLAS .....	12:00p
SEATTLE AT SAN DIEGO .....	1:15p
TENNESSEE AT PITTSBURGH .....	1:00p

CBS-TV

NATIONAL WEEKEND

## SUNDAY NIGHT, SEPTEMBER 24

WASHINGTON AT NY GIANTS .....	8:20p
-------------------------------	-------

## MONDAY, SEPTEMBER 25

JACKSONVILLE AT INDIANAPOLIS ..	8:00p
---------------------------------	-------

## 2000 NFL SCHEDULE

### SUNDAY, OCTOBER 1

#### (FIFTH WEEKEND)

*(OPEN DATES: NEW ORLEANS, NEW YORK JETS, OAKLAND)*

ARIZONA AT SAN FRANCISCO .....	1:15p
BALTIMORE AT CLEVELAND .....	1:00p
CHICAGO AT GREEN BAY .....	3:15p
DALLAS AT CAROLINA .....	1:00p
INDIANAPOLIS AT BUFFALO .....	1:00p
MIAMI AT CINCINNATI .....	4:05p
MINNESOTA AT DETROIT .....	1:00p
NEW ENGLAND AT DENVER .....	2:05p
NY GIANTS AT TENNESSEE .....	12:00p
PITTSBURGH AT JACKSONVILLE .....	1:00p
SAN DIEGO AT ST. LOUIS .....	12:00p
TAMPA BAY AT WASHINGTON .....	4:15p

FOX-TV

NATIONAL WEEKEND

### SUNDAY NIGHT, OCTOBER 1

**ATLANTA AT PHILADELPHIA..... 8:20p**

### MONDAY, OCTOBER 2

SEATTLE AT KANSAS CITY .....

8:00p

### SUNDAY, OCTOBER 8

#### (SIXTH WEEKEND)

*(OPEN DATES: DALLAS, KANSAS CITY, ST. LOUIS)*

BUFFALO AT MIAMI .....	1:00p
CLEVELAND AT ARIZONA .....	1:15p
DENVER AT SAN DIEGO .....	1:15p
GREEN BAY AT DETROIT .....	1:00p
INDIANAPOLIS AT NEW ENGLAND .....	1:00p
NEW ORLEANS AT CHICAGO .....	12:00p
<b>NEW YORK GIANTS AT ATLANTA ..</b>	<b>4:05p</b>
OAKLAND AT SAN FRANCISCO .....	1:15p
PITTSBURGH AT NEW YORK JETS ..	1:00p
SEATTLE AT CAROLINA .....	4:15p
TENNESSEE AT CINCINNATI .....	1:00p
WASHINGTON AT PHILADELPHIA ..	1:00p

CBS-TV

NATIONAL WEEKEND

### SUNDAY NIGHT, OCTOBER 8

BALTIMORE AT JACKSONVILLE .....

8:20p

### MONDAY, OCTOBER 9

TAMPA BAY AT MINNESOTA .....

8:00p

### SUNDAY, OCTOBER 15

#### (SEVENTH WEEKEND)

*(OPEN DATES: DETROIT, MIAMI, TAMPA BAY)*

<b>ATLANTA AT ST. LOUIS .....</b>	<b>12:00p</b>
BALTIMORE AT WASHINGTON .....	1:00p
CAROLINA AT NEW ORLEANS .....	12:00p
CINCINNATI AT PITTSBURGH .....	1:00p
CLEVELAND AT DENVER .....	2:05p
DALLAS AT NEW YORK GIANTS .....	1:00p
INDIANAPOLIS AT SEATTLE .....	1:05p
NY JETS AT NEW ENGLAND .....	4:05p
OAKLAND AT KANSAS CITY .....	12:00p
PHILADELPHIA AT ARIZONA .....	1:15p
SAN DIEGO AT BUFFALO .....	1:00p
SAN FRANCISCO AT GREEN BAY .....	3:15p

FOX-TV

NATIONAL WEEKEND

### SUNDAY NIGHT, OCTOBER 15

MINNESOTA AT CHICAGO .....

7:20p

### MONDAY, OCTOBER 16

JACKSONVILLE AT TENNESSEE .....

8:00p

### THURSDAY, OCTOBER 19

#### (EIGHTH WEEKEND)

*(OPEN DATES: GREEN BAY, NEW YORK GIANTS, SAN DIEGO)*

DETROIT AT TAMPA BAY .....

8:20p

### SUNDAY, OCTOBER 22

ARIZONA AT DALLAS .....	12:00p
BUFFALO AT MINNESOTA .....	12:00p
CHICAGO AT PHILADELPHIA .....	1:00p
CLEVELAND AT PITTSBURGH .....	1:00p
DENVER AT CINCINNATI .....	1:00p
NEW ENGLAND AT INDIANAPOLIS ..	12:00p
<b>NEW ORLEANS AT ATLANTA .....</b>	<b>1:00p</b>
ST. LOUIS AT KANSAS CITY .....	12:00p
SAN FRANCISCO AT CAROLINA .....	1:00p
SEATTLE AT OAKLAND .....	1:05p
TENNESSEE AT BALTIMORE .....	1:00p
WASHINGTON AT JACKSONVILLE ..	4:15p

FOX-TV

NATIONAL WEEKEND

### MONDAY, OCTOBER 23

MIAMI AT NEW YORK JETS .....

9:00p

## 2000 NFL SCHEDULE

### SUNDAY, OCTOBER 29

#### (NINTH WEEKEND)

(OPEN DATES: CHICAGO, DENVER, NEW ENGLAND)

<b>CAROLINA AT ATLANTA</b> .....	<b>1:00p</b>
CINCINNATI AT CLEVELAND .....	1:00p
DETROIT AT INDIANAPOLIS .....	1:00p
GREEN BAY AT MIAMI .....	1:00p
JACKSONVILLE AT DALLAS .....	3:15p
KANSAS CITY AT SEATTLE .....	1:15p
MINNESOTA AT TAMPA BAY .....	1:00p
NEW ORLEANS AT ARIZONA .....	2:05p
NEW YORK JETS AT BUFFALO .....	1:00p
PHILADELPHIA AT NY GIANTS .....	4:05p
PITTSBURGH AT BALTIMORE .....	1:00p
ST. LOUIS AT SAN FRANCISCO .....	1:05p

CBS-TV

NATIONAL WEEKEND

### SUNDAY NIGHT, OCTOBER 29

OAKLAND AT SAN DIEGO .....	5:20p
----------------------------	-------

### MONDAY, OCTOBER 30

TENNESSEE AT WASHINGTON .....	9:00p
-------------------------------	-------

### SUNDAY, NOVEMBER 5

#### (TENTH WEEKEND)

(OPEN DATE: JACKSONVILLE)

BALTIMORE AT CINCINNATI .....	1:00p
BUFFALO AT NEW ENGLAND .....	1:00p
DALLAS AT PHILADELPHIA .....	1:00p
DENVER AT NEW YORK JETS .....	4:15p
INDIANAPOLIS AT CHICAGO .....	12:00p
KANSAS CITY AT OAKLAND .....	1:15p
MIAMI AT DETROIT .....	1:00p
NY GIANTS AT CLEVELAND .....	1:00p
PITTSBURGH AT TENNESSEE .....	12:00p
SAN DIEGO AT SEATTLE .....	1:15p
SAN FRANCISCO AT NEW ORLEANS .....	12:00p
<b>TAMPA BAY AT ATLANTA</b> .....	<b>1:00p</b>
WASHINGTON AT ARIZONA .....	2:05p

### SUNDAY NIGHT, NOVEMBER 5

CAROLINA AT ST. LOUIS .....	7:20p
-----------------------------	-------

### MONDAY, NOVEMBER 6

MINNESOTA AT GREEN BAY .....	8:00p
------------------------------	-------

### SUNDAY, NOVEMBER 12

#### (ELEVENTH WEEKEND)

(OPEN DATE: WASHINGTON)

ARIZONA AT MINNESOTA .....	12:00p
<b>ATLANTA AT DETROIT</b> .....	<b>1:00p</b>
BALTIMORE AT TENNESSEE .....	12:00p
CHICAGO AT BUFFALO .....	1:00p
CINCINNATI AT DALLAS .....	12:00p
GREEN BAY AT TAMPA BAY .....	4:15p
KANSAS CITY AT SAN FRANCISCO ..	1:05p
MIAMI AT SAN DIEGO .....	1:05p
NEW ENGLAND AT CLEVELAND .....	1:00p
NEW ORLEANS AT CAROLINA .....	1:00p
PHILADELPHIA AT PITTSBURGH ...	1:00p
ST. LOUIS AT NEW YORK GIANTS ...	4:15p
SEATTLE AT JACKSONVILLE .....	1:00p

FOX-TV

NATIONAL WEEKEND

### SUNDAY NIGHT, NOVEMBER 12

NEW YORK JETS AT INDIANAPOLIS ..	8:20p
----------------------------------	-------

### MONDAY, NOVEMBER 13

OAKLAND AT DENVER .....	7:00p
-------------------------	-------

### SUNDAY, NOVEMBER 19

#### (TWELFTH WEEKEND)

(OPEN DATE: SEATTLE)

ARIZONA AT PHILADELPHIA .....	1:00p
<b>ATLANTA AT SAN FRANCISCO</b> .....	<b>1:15p</b>
BUFFALO AT KANSAS CITY .....	12:00p
CAROLINA AT MINNESOTA .....	12:00p
CINCINNATI AT NEW ENGLAND ....	1:00p
CLEVELAND AT TENNESSEE .....	12:00p
DALLAS AT BALTIMORE .....	4:15p
DETROIT AT NEW YORK GIANTS ....	1:00p
INDIANAPOLIS AT GREEN BAY .....	12:00p
NEW YORK JETS AT MIAMI .....	4:05p
OAKLAND AT NEW ORLEANS .....	12:00p
170. SAN DIEGO AT DENVER .....	2:05p
TAMPA BAY AT CHICAGO .....	12:00p

### SUNDAY NIGHT, NOVEMBER 19

JACKSONVILLE AT PITTSBURGH ....	8:20p
---------------------------------	-------

### MONDAY, NOVEMBER 20

WASHINGTON AT ST. LOUIS .....	8:00p
-------------------------------	-------

### THURSDAY, NOVEMBER 23

#### (THIRTEENTH WEEKEND)

(OPEN DATE: SAN FRANCISCO)

MINNESOTA AT DALLAS .....	3:05p
NEW ENGLAND AT DETROIT .....	12:30p

## 2000 NFL SCHEDULE

### SUNDAY, NOVEMBER 26

ATLANTA AT OAKLAND .....	1:05p
BUFFALO AT TAMPA BAY .....	1:00p
CHICAGO AT NEW YORK JETS .....	1:00p
CLEVELAND AT BALTIMORE .....	1:00p
DENVER AT SEATTLE .....	1:15p
KANSAS CITY AT SAN DIEGO .....	1:15p
MIAMI AT INDIANAPOLIS .....	1:00p
NEW ORLEANS AT ST. LOUIS .....	12:00p
PHILADELPHIA AT WASHINGTON .....	1:00p
PITTSBURGH AT CINCINNATI .....	1:00p
TENNESSEE AT JACKSONVILLE .....	4:15p

CBS-TV

NATIONAL WEEKEND

### SUNDAY NIGHT, NOVEMBER 26

NEW YORK GIANTS AT ARIZONA .....	6:20p
----------------------------------	-------

### MONDAY, NOVEMBER 27

GREEN BAY AT CAROLINA .....	9:00p
-----------------------------	-------

### THURSDAY, NOVEMBER 30

#### (FOURTEENTH WEEKEND)

(OPEN DATE: BALTIMORE)

DETROIT AT MINNESOTA .....	7:20p
----------------------------	-------

### SUNDAY, DECEMBER 3

ARIZONA AT CINCINNATI .....	1:00p
CLEVELAND AT JACKSONVILLE .....	4:15p
DALLAS AT TAMPA BAY .....	1:00p
DENVER AT NEW ORLEANS .....	12:00p
INDIANAPOLIS AT NEW YORK JETS .....	4:15p
MIAMI AT BUFFALO .....	1:00p
NY GIANTS AT WASHINGTON .....	1:00p
OAKLAND AT PITTSBURGH .....	1:00p
ST. LOUIS AT CAROLINA .....	1:00p
SAN FRANCISCO AT SAN DIEGO .....	1:05p
<b>SEATTLE AT ATLANTA .....</b>	<b>1:00p</b>
TENNESSEE AT PHILADELPHIA .....	1:00p

CBS-TV

NATIONAL WEEKEND

### SUNDAY NIGHT, DECEMBER 3

GREEN BAY AT CHICAGO .....	7:20p
----------------------------	-------

### MONDAY, DECEMBER 4

KANSAS CITY AT NEW ENGLAND .....	9:00p
----------------------------------	-------

### SUNDAY, DECEMBER 10

#### (FIFTEENTH WEEKEND)

(OPEN DATE: ATLANTA)

ARIZONA AT JACKSONVILLE .....	1:00p
CAROLINA AT KANSAS CITY .....	12:00p
CINCINNATI AT TENNESSEE .....	12:00p
DETROIT AT GREEN BAY .....	12:00p
MINNESOTA AT ST. LOUIS .....	12:00p
NEW ENGLAND AT CHICAGO .....	12:00p
NEW ORLEANS AT SAN FRANCISCO .....	1:15p
PHILADELPHIA AT CLEVELAND .....	1:00p
PITTSBURGH AT NY GIANTS .....	1:00p
SAN DIEGO AT BALTIMORE .....	1:00p
SEATTLE AT DENVER .....	2:05p
TAMPA BAY AT MIAMI .....	1:00p
WASHINGTON AT DALLAS .....	3:15p

FOX-TV

NATIONAL WEEKEND

### SUNDAY NIGHT, DECEMBER 10

NEW YORK JETS AT OAKLAND .....	5:20p
--------------------------------	-------

### MONDAY, DECEMBER 11

BUFFALO AT INDIANAPOLIS .....	9:00p
-------------------------------	-------

### SATURDAY, DECEMBER 16

#### (SIXTEENTH WEEKEND)

(OPEN DATE: PHILADELPHIA)

WASHINGTON AT PITTSBURGH .....	12:30p
OAKLAND AT SEATTLE .....	1:05p

### SUNDAY, DECEMBER 17

<b>ATLANTA AT NEW ORLEANS .....</b>	<b>12:00p</b>
BALTIMORE AT ARIZONA .....	2:15p
CHICAGO AT SAN FRANCISCO .....	1:05p
DENVER AT KANSAS CITY .....	12:00p
DETROIT AT NEW YORK JETS .....	1:00p
GREEN BAY AT MINNESOTA .....	12:00p
INDIANAPOLIS AT MIAMI .....	4:15p
JACKSONVILLE AT CINCINNATI .....	1:00p
NEW ENGLAND AT BUFFALO .....	1:00p
SAN DIEGO AT CAROLINA .....	1:00p
TENNESSEE AT CLEVELAND .....	1:00p

CBS-TV

NATIONAL WEEKEND

### SUNDAY NIGHT, DECEMBER 17

NEW YORK GIANTS AT DALLAS .....	7:20p
---------------------------------	-------

### MONDAY, DECEMBER 18

ST. LOUIS AT TAMPA BAY .....	9:00p
------------------------------	-------

### SATURDAY, DECEMBER 23

#### (SEVENTEENTH WEEKEND)

(OPEN DATE: CLEVELAND)

JACKSONVILLE AT NY GIANTS .....	12:30p
SAN FRANCISCO AT DENVER .....	2:15p

### SATURDAY NIGHT, DECEMBER 23

BUFFALO AT SEATTLE .....	5:20p
--------------------------	-------

### SUNDAY, DECEMBER 24

ARIZONA AT WASHINGTON .....	1:00p
CAROLINA AT OAKLAND .....	1:15p
CHICAGO AT DETROIT .....	1:00p
CINCINNATI AT PHILADELPHIA .....	1:00p
<b>KANSAS CITY AT ATLANTA .....</b>	<b>1:00p</b>
MIAMI AT NEW ENGLAND .....	1:00p
MINNESOTA AT INDIANAPOLIS .....	4:15p
NEW YORK JETS AT BALTIMORE .....	1:00p
PITTSBURGH AT SAN DIEGO .....	1:05p
ST. LOUIS AT NEW ORLEANS .....	12:00p
TAMPA BAY AT GREEN BAY .....	12:00p


FOX-TV

NATIONAL WEEKEND

### MONDAY, DECEMBER 25

DALLAS AT TENNESSEE .....	8:00p
---------------------------	-------

## 2000 Atlanta Falcons Cheerleaders



Nina Ahlin  
Kristal-Lynn Archer  
Stephanie Arreola  
Melisa Bowie  
Melissa Breen  
Valarie Brown-Stephens  
Angel Cain  
Loni Coon  
Clare Cutrufello  
Shannon Denham  
Jillian Edwards  
Aisha El-Amin  
Yuki Farrell  
Julie Frame

Syretheal Glover  
Dietre Grant  
Jessica Horowitz  
Kori Lanard  
Jamie Lane  
Angela Mitchell  
Agatha Nichols  
Molly Prentice  
Marisa Raper  
Stacie Shirley  
Lisa Sisson  
Chato Waters  
Anedra Williams

Laura Mason, Cheerleader Director  
Cindy Carter, Cheerleader Choreographer

# Important Dates

## 2000

- June 1 Deadline for Old Club to send tender to its unsigned Restricted Free Agents or to extend Qualifying Offer, whichever is greater, in order to retain rights.
- June 1 Deadline for Old Club to send tender to its unsigned Unrestricted Free Agents to retain rights if player is not signed by another club by July 15.
- June 2 Any unamortized signing bonus amounts will be included in the succeeding year's Team Salary for any players removed from the team's roster.
- June 15 Deadline for club to withdraw Qualifying Offer to Restricted Free Agents and still retain exclusive negotiating rights by substituting tender of one-year contract at 110 percent of previous year's Paragraph 5 salary (with all other terms carried forward unchanged).
- July 5 Claiming period of 24 hours begins in waiver system.
- Mid-July Preseason training camps open. Clubs not permitted to open official preseason camp earlier than July 5. Veteran players cannot be required to report earlier than 15 days prior to club's first pre-season game or July 15, whichever is later. The July 15 date is not applicable to clubs playing five pre-season games. Except for quarterbacks and "injured" players, veterans cannot participate in any organized football activity for 10 days prior to mandatory reporting date. Bonus exemptions for NFL Europe League players must be designated by start of training camp.
- July 15 Signing period ends at 4 p.m., New York time, for Unrestricted Free Agents to whom June 1 tender was made by Old Club, Transition Players, and Franchise Players who are eligible to receive Offer Sheets. After this date and through 4 p.m., New York time, on November 7, Old Club has exclusive negotiating rights to these players.
- July 15 On or after this date a club that extends a Franchise Player's existing Player Contract (either separately or as part of a re-negotiation) shall not be deemed to have utilized its Franchise Player designation for the period of the extension.
- July 15 Deadline for a player who has practiced and/or played in a minor league in 2000 to sign in the NFL without being required to clear Procedural Recall waivers.
- July 29-31 Hall of Fame Weekend.
- July 31 Hall of Fame Game, Canton, Ohio: New England vs. San Francisco.
- August 3-7 First Preseason Weekend.
- August 4 If a Drafted Rookie has not signed with his club by this date, he may not be traded to any other club in 2000.
- August 4 Deadline for players under contract to report to earn a season of free agency credit.
- August 5 American Bowl, Tokyo, Japan: Atlanta vs. Dallas.
- August 5-9 Deadline for club to provide written notice to certain unsigned players and the NFLPA of its intent to place them on the Exempt List if they fail to report no later than one day prior to the club's second pre-season game. Any player who fails to report prior to the deadline will be ineligible to play or receive compensation for at least three games (preseason or regular season) from the time that he reports.
- August 10-14 Second Preseason Weekend.
- August 17-21 Third Preseason Weekend.
- August 22 Roster cut-down to maximum of 65 players on Active List by 4 p.m., New York time.
- August 23 All tryouts on this date and for the remainder of the season must be reported to the League Office.
- August 24-26 Fourth Preseason Weekend.
- August 27 Roster cut-down to maximum of 53 players on Active/Inactive List by 4 p.m., New York time. NFL Europe League exemptions expire. Clubs may dress minimum of 42 and maximum of 45 players and Third Quarterback for each regular season and post-season game.
- August 27 Simultaneously with the cut-down to 53, clubs that have players in the categories of Active/Physically Unable to Perform or Active/Non-Football Injury or Illness must take one of the following options: place player on Reserve/Physically Unable to Perform or Reserve/Non-Football Injury or Illness, whichever is applicable; ask waivers; terminate; trade; or continue to count him on Active List.
- August 28 After 4 p.m., New York time, clubs may establish a Practice Squad of five players by signing free agents who do not have an accrued season of free agency credit or who were on the 45-player Active List for less than nine regular season games during their only Accrued Season(s). A player cannot participate on the Practice Squad for more than two seasons.
- August 29 All clubs are required to file a personnel (injury) report with their conference Director of Information by 1 p.m., New York time, on this Tuesday and thereafter on each Wednesday before a regular-season game. Such report is to be updated by 1 p.m., New York time, each Thursday. An update must also be reported if there is any change in a player's condition after Thursday.
- September 1 Clubs are required to identify their 49-player Active List by 7 p.m., New York time, on this Friday and thereafter on each Friday before a regular-season Sunday game. No later than one hour and 30 minutes prior to kickoff, clubs must identify their 45-player Active List and Third Quarterback, if any.

# Important Dates

September 2	Beginning at 4 p.m., New York time, Team Salary includes all players receiving compensation under their 2000 contracts. Top 51 rule is no longer in effect.
September 3-4	Regular Season opens.
September 4-5	Beginning on these dates vested veterans terminated from the Active List or Inactive List (and from Reserve/Injured if the player is placed on Reserve/Injured after the beginning of the regular season) are entitled to receive, after the end of the regular-season schedule, Termination Pay pursuant to the terms of the 1993 CBA.
September 10-11	Second Regular-Season Weekend.
September 17-18	Third Regular-Season Weekend.
September 19	Priority on multiple waiver claims is now based on the current season's standing.
September 24-25	Fourth Regular-Season Weekend.
October 1-2	Fifth Regular-Season Weekend.
October 8-9	Sixth Regular-Season Weekend.
October 10	Beginning the day after the conclusion of the sixth regular season weekend and continuing through the day after the conclusion of the ninth regular season weekend, clubs are permitted to begin practicing players on Reserve/Physically Unable to Perform and Reserve/Non-Football Injury or Illness for a period not to exceed 21 days. Players may be activated during the 21-day practice period or until 4 p.m., New York time, on the day after the conclusion of the 21-day period.
October 10	All trading ends at 4 p.m., New York time.
October 11	Players with at least four previous pension-credited seasons are subject to the waiver system for the remainder of the regular season and post-season.
October 15-16	Seventh Regular-Season Weekend.
October 19-23	Eighth Regular-Season Weekend.
October 29-30	Ninth Regular-Season Weekend.
October 30	Deadline for 2000 for an increase in a player's Salary to be counted as Salary for the current year. Any increase in a player's 2000 Salary negotiated after this date will be treated as a Signing Bonus.
November 5-6	Tenth Regular-Season Weekend.
November 7	Deadline for clubs to sign by 4 p.m., New York time, their unsigned Franchise and Transition Players. If still unsigned after this date, such players are prohibited from playing in NFL in 2000.
November 7	Deadline for clubs to sign by 4 p.m., New York time, their Unrestricted Free Agents to whom June 1 tender was made. If still unsigned after this date, such players are prohibited from playing in NFL in 2000.
November 7	Deadline for clubs to sign by 4 p.m., New York time, their Restricted Free Agents to whom June 1 tender was made. If such players remain unsigned, they are prohibited from playing in NFL in 2000.
November 7	Deadline for clubs to sign Drafted players by 4 p.m., New York time. If such players remain unsigned, they are prohibited from playing in NFL in 2000.
November 12-13	Eleventh Regular-Season Weekend.
November 19-20	Twelfth Regular-Season Weekend.
November 23-27	Thirteenth Regular-Season Weekend (November 23 is Thanksgiving Day).
November 25	Deadline for reinstatement of players in Reserve List categories of Retired, Did Not Report, and Exclusive Rights, and of players who were placed on Reserve/Left Squad in a previous season.
November 30-December 4	Fourteenth Regular-Season Weekend.
December 10-11	Fifteenth Regular-Season Weekend.
December 16-18	Sixteenth Regular-Season Weekend.
December 22	Deadline for waiver requests in 2000, except for "special waiver requests" which have a 10-day claiming period, with termination or assignment delayed until after the Super Bowl.
December 23-25	Seventeenth Regular-Season Weekend.
December 26	Clubs may begin signing free agent players for the 2001 season.
December 30-31	Wild Card Playoff Games.

## 2001

January 6-7	Divisional Playoff Games.
January 14	AFC and NFC Championship Games.
January 28	Super Bowl XXXV, Raymond James Stadium, Tampa, Fla.
February 1 (Tentative)	First day clubs can designate Franchise or Transition players.
February 4	AFC-NFC Pro Bowl, Honolulu, Hawaii.



## Notes





# Notes

# Delivered straight from the mountains to your home or office.

Whether it is a 5 gallon bottle  
for your home or office cooler or  
individual products you can take on  
the go, Georgia Mountain Water will  
bring them straight to your door.

You will also be happy to learn  
that all packaging is 100% recy-  
clable and environmentally friendly.



770-422-5200

[www.georgiamountainwater.com](http://www.georgiamountainwater.com)



# ATLANTA FALCONS 2000 SCHEDULE

All Games will be Broadcast on WGST (AM 640) Radio Network

## PRESEASON

<u>DAY</u>	<u>DATE</u>	<u>OPPONENT</u>	<u>TIME</u>	<u>NETWORK</u>
Saturday	July 29	at Indianapolis	8:00 p.m.	FOX
Saturday	Aug. 5	vs. Dallas (Tokyo, Japan)	10:00 p.m.	ESPN
Friday	Aug. 11	vs. Cincinnati	7:30 p.m.	FOX
Friday	Aug. 18	vs. San Diego	7:30 p.m.	FOX
Thursday	Aug. 24	at Jacksonville	7:30 p.m.	FOX

## REGULAR SEASON

<u>DAY</u>	<u>DATE</u>	<u>OPPONENT</u>	<u>TIME</u>	<u>NETWORK</u>
Sunday	Sept. 3	San Francisco	1:00 p.m.	FOX
Sunday	Sept. 10	at Denver	4:15 p.m.	FOX
Sunday	Sept. 17	at Carolina	1:00 p.m.	FOX
Sunday	Sept. 24	St. Louis	1:00 p.m.	FOX
Sunday	Oct. 1	at Philadelphia	8:20 p.m.	ESPN
Sunday	Oct. 8	New York Giants	4:05 p.m.	FOX
Sunday	Oct. 15	at St. Louis	1:00 p.m.	FOX
Sunday	Oct. 22	New Orleans	1:00 p.m.	FOX
Sunday	Oct. 29	Carolina	1:00 p.m.	FOX
Sunday	Nov. 5	Tampa Bay	1:00 p.m.	FOX
Sunday	Nov. 12	at Detroit	1:00 p.m.	FOX
Sunday	Nov. 19	at San Francisco	4:15 p.m.	FOX
Sunday	Nov. 26	at Oakland	4:05 p.m.	FOX
Sunday	Dec. 3	Seattle	1:00 p.m.	CBS
Sunday	Dec. 10	BYE		
Sunday	Dec. 17	at New Orleans	1 p.m.	FOX
Sunday	Dec. 24	Kansas City	1 p.m.	CBS

NOTE: All Times are Eastern; Home Games are RED

## POSTSEASON

Dec. 30-31	Wild Card Playoff Games
Jan. 6-7	Divisional Playoff Games
Jan. 14	Conference Championship Games
Jan. 28	Super Bowl XXXV, Tampa, Fla.
Feb. 4	Pro Bowl, Honolulu, HI

[www.atlantafalcons.com](http://www.atlantafalcons.com)

Check out the Official Website of the Atlanta Falcons at [www.atlantafalcons.com](http://www.atlantafalcons.com) for breaking news, official press releases, historical facts, team stats, online events and exclusive offers for Falcons fans.

Updated daily by the Atlanta Falcons, [atlantafalcons.com](http://atlantafalcons.com) offers fans all of the latest news and notes as they happen. Head Coach Dan Reeves' Monday and Wednesday in-season press conferences will be printed in their entirety. In addition, Falcons merchandise and tickets to games are available online.

[Atlantafalcons.com](http://Atlantafalcons.com) is also the only place fans can find exclusive video footage of their favorite Falcons players. Fans can also find player's bios and features as well as information about the Falcons cheerleaders.