

ATLANTA **FALCONS**



2002 INFORMATION GUIDE

\$10.00

ORDINARILY, WE DON'T SUPPORT
GUYS WHO KNOCK PEOPLE'S LIGHTS OUT.



We're proud to be the official
power source of the Atlanta Falcons.

GEORGIA
POWER
A SOUTHERN COMPANY



More publications available at:

www.retroseasons.com/library/

ATLANTA FALCONS 2002 SCHEDULE

All Games will be Broadcast on WGST (AM 640) Radio Network

PRESEASON

DAY	DATE	OPPONENT	TIME	NETWORK
Friday	August 9	Jacksonville	7:30 p.m.	WXIA
Saturday	August 17	New York Giants	4:00 p.m.	WXIA
Saturday	August 24	at Dallas	8:00 p.m.	WXIA
Thursday	August 29	at Cincinnati	7:30 p.m.	WXIA

REGULAR SEASON

DAY	DATE	OPPONENT	TIME	NETWORK
Sunday,	September 8	at Green Bay Packers	1:00 pm	FOX
Sunday,	September 15	Chicago Bears	1:00 pm	FOX
Sunday,	September 22	Cincinnati Bengals	8:30 pm	ESPN
Sunday,	September 29	BYE		
Sunday,	October 6	Tampa Bay Buccaneers	1:00 pm	FOX
Sunday,	October 13	at New York Giants	1:00 pm	FOX
Sunday,	October 20	Carolina Panthers	1:00 pm	FOX
Sunday,	October 27	at New Orleans Saints	1:00 pm	FOX
Sunday,	November 3	Baltimore Ravens	1:00 pm	CBS
Sunday,	November 10	at Pittsburgh Steelers	1:00 pm	FOX
Sunday,	November 17	New Orleans Saints	1:00 pm	FOX
Sunday,	November 24	at Carolina Panthers	1:00 pm	FOX
Sunday,	December 1	at Minnesota Vikings	1:00 pm	FOX
Sunday,	December 8	at Tampa Bay Buccaneers	1:00 pm	FOX
Sunday,	December 15	Seattle Seahawks	1:00 pm	FOX
Sunday,	December 22	Detroit Lions	1:00 pm	FOX
Sunday,	December 29	at Cleveland Browns	1:00 pm	FOX

NOTE: All Times are Eastern; Home Games are **RED**

POSTSEASON

January 4-5	Wild Card Playoff Games.
January 11-12	Divisional Playoff Games.
January 19	AFC and NFC Championship Games.
January 26	Super Bowl XXXVII, San Diego, California.
February 3	AFC-NFC Pro Bowl, Honolulu, Hawaii.

www.atlantafalcons.com

Check out the Official Website of the Atlanta Falcons at www.atlantafalcons.com for breaking news, official press releases, historical facts, team stats, online events and exclusive offers for Falcons fans.

Updated daily by the Atlanta Falcons, atlantafalcons.com offers fans all of the latest news and notes as they happen. Head Coach Dan Reeves' Monday and Wednesday in-season press conferences will be printed in their entirety. In addition, Falcons merchandise and tickets to games are available online.

Atlantafalcons.com is also the only place fans can find exclusive video footage of their favorite Falcons players. Fans can also find player's bios and features as well as information about the Falcons cheerleaders.

Printed in Canada

NATIONAL FOOTBALL LEAGUE ALIGNMENT



2002

INTRODUCING A NEW DIVISION ALIGNMENT

AFC AMERICAN FOOTBALL CONFERENCE

EAST



BUFFALO BILLS



MIAMI DOLPHINS



NEW ENGLAND PATRIOTS



NEW YORK JETS

NORTH



BALTIMORE RAVENS



CINCINNATI BENGALS



CLEVELAND BROWNS



PITTSBURGH STEELERS

SOUTH



HOUSTON TEXANS



INDIANAPOLIS COLTS



JACKSONVILLE JAGUARS



TENNESSEE TITANS

WEST



DENVER BRONCOS



KANSAS CITY CHIEFS



OAKLAND RAIDERS



SAN DIEGO CHARGERS

AFC NATIONAL FOOTBALL CONFERENCE

EAST



DALLAS COWBOYS



NEW YORK GIANTS



PHILADELPHIA EAGLES



WASHINGTON REDSKINS

NORTH



CHICAGO BEARS



DETROIT LIONS



GREEN BAY PACKERS



MINNESOTA VIKINGS

SOUTH



ATLANTA FALCONS



CAROLINA PANTHERS



NEW ORLEANS SAINTS



TAMPA BAY BUCCANEERS

WEST



ARIZONA CARDINALS



ST. LOUIS RAMS



SAN FRANCISCO 49ERS



SEATTLE SEAHAWKS

©2002 National Football League. All rights reserved.



SEASON TICKET INFORMATION

Thank you for your interest in 2002 Atlanta Falcons Season Tickets!

As a Falcons Season Ticket Holder, you will get more advantages and more NFL Excitement than ever before! To order, call the Falcons Sales Office at (404) 223-8444 or toll-free at (888) 333-4406. You may also request your season tickets online!

Season tickets for all 10 home games are priced at \$370/\$37 game (100/200 level & 300 level midfield), \$240/\$24 (300 level-corner), \$190/\$19 game (300 level corner) and \$100/\$10 game (300 level endzone). Benefits include:

- The best available seats in the climate-controlled Georgia Dome with chair back, armrest and cup holder.
- Savings compared to the single-game price.
- First priority for home playoff tickets.
- Advance purchase power - the power to purchase additional single-game tickets before they go on sale to the general public.
- Quarterly ticket newsletter.
- Entry into random drawing for the right to purchase two Super Bowl tickets.
- 2002 Falcon Information Guide.

SINGLE GAME TICKETS

When single-game tickets for on sale in mid-July, there will be four convenient ways to order tickets for all Falcons home games.

- Order online: Visit Atlantafalcons.com and click on the Tickets link.
- Order by phone through Ticketmaster: In mid-July, please call Ticketmaster at (404) 249-6400 or toll free at (800) 326-4000. Ticketmaster phone centers accept VISA, Mastercard, American Express and the Discover card.
- Buy tickets in person: Visit a Ticketmaster ticket outlet in Georgia, South Carolina, North Carolina, Florida, Tennessee or Virginia. In metro Atlanta, Ticketmaster ticket outlets are primarily located in Publix Supermarkets. Ticketmaster outlets accept cash only.
- Visit the Atlanta Falcons Ticket Office at the Georgia Dome: You can visit the Atlanta Falcons Ticket Office at the Georgia Dome between the hours of 9 a.m. to 5 p.m., Monday through Friday. The Falcons ticket office is located on the south side of the Georgia Dome between gates A and D.

GROUP TICKETS

Make your next group gathering a BIG HIT! Nothing comes close to intense NFL action at the Georgia Dome as the Atlanta Falcons play host to some of the League's top teams. Groups of 25 or more can purchase tickets in most price categories.

By bringing in your group you will receive:

- An added value premium item.
- The right to have your name in lights on the Jumbotron.
- Saluted in the NFL Insider magazine.

2002 FALCONS MEDIA INFORMATION

CREDENTIAL REQUESTS

Members of the media who have not been issued season credentials should request single-game credentials in writing on appropriate letterhead by Tuesday before the desired game. Mail requests to 4400 Falcon Parkway, Flowery Branch, Ga. 30542 or FAX to (770) 965-2766. All credentials are issued to individuals. Credentials are not transferable! If you have received a season credential and will be unable to attend a game, please do not transfer your credential. Simply inform the Falcons and the appropriate credential will be issued to your replacement.

CREDENTIAL DELIVERY

Credentials may be claimed at the Falcons communications office at the team's headquarters in Flowery Branch, during normal working hours, or with proper identification at the "will call" window located at Gate E at the Georgia Dome on game days. "Will call" opens two hours prior to kickoff.

GEORGIA DOME MEDIA ENTRANCE

The media entrance to the Georgia Dome is located at Gate E. Media claiming credentials will be able to pick them up just outside of gate E at the "will-call" window. The media entrance is located near the gold parking lot off Northside Drive.

PHOTOGRAPHERS

Sideline photography in the National Football League is limited to working media on specific assignment for a recognized sports publication or news service. No freelance photographers are accommodated. Only network television and authorized game personnel are admitted to the field without a camera. All field photographers must check-in with field security in the tunnel before entering the field. All field photographers must remain outside the bench areas and behind the broken lines that surround the entire perimeter of the playing field.

TELEPHONES

The Falcons provide several phones throughout the press box for general use by the media. Media outlets desiring dedicated lines should place orders by contacting J.T. Bradford with BellSouth (404/522-5516) for lines and Walter Wilson (404/222-5506) for instruments.

LOCKER ROOM ACCESS/POST-GAME INTERVIEWS

Members of the media wishing to conduct post-game interviews in the home and visiting locker rooms will be given access to players and coaches after the suggested "cooling-off" period following the conclusion of the game. Access is only available to individuals holding working credentials. Players must report to the locker room immediately after the game. Interviews can be done on the field after the game following the "cooling off" period. Head Coach Dan Reeves will hold his post-game press conference in the main interview room located next to the Falcons' locker room.

LOCKER ROOM LOCATIONS

Exit press box elevator and follow signs to tunnel. The Falcons locker room is located to the left and visitors locker room to the right.

FAX SERVICE

Media requiring FAX service should contact a member of the Falcons communications staff prior to the game to fill-out a simple form outlining their needs.

2002 FALCONS MEDIA INFORMATION

DURING THE WEEK

GENERAL PROTOCOL

For the Falcons' communications office to better serve media needs, all members of the print and electronic press are asked to stop by the Falcons' communications office upon arrival at the training headquarters.

PLAYER INTERVIEWS

During a typical regular season work week, Falcon players are available to the media on Monday from approximately 1:15 pm – 2:00 pm, prior to their team meeting. There is no scheduled media access to players on their off day on Tuesday. Players are available during their lunch period from approximately 11:30 am – 12:30 pm on Wednesday and Thursday and following practice on Friday at approximately 12:15 pm. Additional interview access is available by contacting the Falcons' communications department.

DAN REEVES' INTERVIEWS

Falcons Head Coach Dan Reeves will hold press conferences on Monday at 1 p.m. and Wednesday at 10:45 a.m. in the media workroom at team headquarters. Coach Reeves is available to the media for a brief period as he leaves the practice field following each day's workout. Contact the Falcons' public relations staff for any further access.

ASSISTANT COACHES/STAFF INTERVIEWS

Interviews with Falcons' assistant coaches and other member of the organization should be arranged through the Falcon's communications department.

OPPONENT COACH/PLAYER INTERVIEWS

The head coach and a player from the Falcons' upcoming opponent are interviewed via a conference call on Wednesday. Times of the conference calls will be posted in the media workroom.



2002 FALCONS MEDIA INFORMATION

CREDENTIALS

Requests for press and photo credentials should be made in writing to:

Aaron Salkin
Director of Communications
Atlanta Falcons
4400 Falcon Parkway
Flowery Branch, Georgia 30542

Individual game requests should be made two weeks in advance of the game you wish to cover. Season credentials requests should be made immediately. Requests should be on company letterhead.

FALCONS TRAINING CAMP

Furman University
3300 Poinsett Highway
Greenville, South Carolina 29613
Main Phone: 864-294-2600
Public Relations Phone: 864-294-2560
PR Fax: 864-294-2540
Camp Starts: Players Report on July 24; first full practice July 25
Camp Ends: August 8

DIRECTIONS TO PRACTICE FACILITY AND STADIUM FROM LOCAL AIRPORT

TO PRACTICE FACILITY: Take I-85 north to I-985 (this exit bears left off of I-85) to Spout Springs Road (exit 12). Turn left on Spout Springs Road and go .3 mile and turn right. Travel 1.3 miles to the stop sign and turn right on Falcon Parkway/Atlanta Highway. The Falcons training facility is .8 mile on the left.

TO GEORGIA DOME: Take I-75/85 Northbound to exit 96 (Georgia World Congress Center/International Blvd.) Take left at end of exit onto International. Go 10 blocks to GWCC and stay to the left at the fork. Go to Magnum Street. Take right into parking lot.

TABLE OF CONTENTS

2002 Falcons Schedule	1
2002 Realignment	2
Falcons on the Web	1
Season Ticket Information	3
Falcons Media Information	4
Falcons Club Directory	8
Falcons Community Relations Efforts	11

ADMINISTRATION AND COACHING STAFF

Chairman, President and CEO Arthur M. Blank	28
Minority Owners and Board of Directors	29
Executive Management	32
Head Coach Dan Reeves	38
Assistant Coaches	55
Football Operations	67
Administration	77
Staff Photos	80

VETERAN PLAYERS

Training Camp Roster	84
Pronunciation Guide	85
Veteran Player Biographies	86

DRAFT PICKS

2002 Draft Pick Biographies	263
Rookie Free Agent and First Year Players	283
How The Falcons Were Built	289

2001 SEASON IN REVIEW

2001 Regular Season Standings	292
2001 Offensive Statistics	293
2001 Defensive Statistics	295
2001 Game Reviews	296
2001 Player Participation	346
2001 Game-By-Game Starters	348
2001 Game-By-Game Statistics	350
2001 Game-By-Game Passing Statistics	352
2001 Game-By-Game Receiving Statistics	353
2001 Game-By-Game Rushing Statistics	355
2001 Game-By-Game Sacks	356
2001 Game-By-Game Interceptions	357
2001 Individual Bests	358
2001 Team Highs and Lows	359
2001 Turnover Table	360
2001 Performance Inside the 20	360
2001 Inactives	360
Big Plays of 2001	361
2001 Scoring Drives	365
2001 Falcons Weekly Team Rankings	370
2001 Final NFL Team Rankings	371
2001 Transactions	372
2001 Game Honors	374

THE FALCONS HISTORY BOOK

Team Founder Rankin Smith	376
History Capsule	377
Year-by-Year History	378
Historical Calendar	385
Falcons Stadiums	396
Falcons Uniform History	397
Retired Number	398
All-Time Roster	399
Unrestricted Free Agent History	403
Trade History	407
Individual Honors	409
Pro Bowl Players	410
NFC Players of the Week/Month History	411
Falcons All-Time Jersey Numbers	412
Falcons Starting Lineups 1966-2001	416
Falcons Head Coaches Records	54
Falcons All-Time Assistant Coaches	66

THE RECORD SECTION

Team Records	430
Defensive Bests	435
Club Records - The Fewest	436
Opponents Team Records	437
Individual Records	438
Opponents Individual Records	456
NFL Records	457
Career Service	458
Consecutive Streaks	459
Top Performances	460
Top Performances Chronologically	464
Falcons All-Time Top Ten	469
Yearly Leaders	471
Falcons Offensive/Defensive Rankings 1966-2001	480

ALL-TIME RESULTS

Year-By-Year Scores	482
Preseason Results	489
Series vs. Opponents	491
Composite Record	495
Falcons Record Against Home Opponents	496
Where the Falcons Finished (1966-2001)	497
Home and Away Record (1966-2001)	498
Falcons in Division Standings (1966-2001)	499
Offensive Statistics 1966-2000	500

DRAFT HISTORY

Falcons Top Draft Picks 1966-2002	536
Falcons Draft Choices 1966-2002	537

FALCONS IN THE POSTSEASON

Postseason Results	544
Postseason Capsules	545
Playoff Records, All-Time	550

ADDITIONAL INFORMATION

Georgia Dome Facts and Figures	554
Georgia Dome Seating Diagram	554
Attendance Information	555
Top Home Crowds	555
Top Road Crowds	555
Corporate Headquarters and Training Facility	556
National TV Games	557
Overtime Finishes	558
Last Time it Happened	559
Falcons vs. NFC West in the Regular Season	561
Falcons vs. AFC in the Regular Season	562
Milestone Games in Falcons History	563
Falcons Record by the Decade	563
2002 Training Camp	564
2002 Opponents	565
Atlanta Falcons Radio Network	570
2002 NFL Schedule	572
2002 Falcons Cheerleaders	575
Important Dates	576
Future Super Bowls	408



2002 FALCONS INFORMATION GUIDE

Editors:	Frank Kleha Aaron Salkin (JRS)
Writers:	Frank Kleha Aaron Salkin (JRS)
Computer Layout:	Frank Kleha
Support Staff:	Steve Rodriguez LuAnn Stanaland
Photo Credits & Cover:	Jimmy Cribb
Printing:	Sports Images Printed In Canada

ATLANTA FALCONS DIRECTORY

Headquarters

4400 Falcon Parkway • Flowery Branch, Georgia 30542
770-965-3115 (Main) • 770-965-3185 (Fax)

Office of the Chairman

Chairman, President & CEOArthur M. Blank
Executive AssistantKim Mauldin
Senior Advisor to Chairman, President & CEOBobby Beathard
Administrative Assistant.....Roy Fulton

Administration

Facilities

Facilities CoordinatorCecil Mullins
Superintendent of Building MaintenanceJoe Choate
Superintendent of Grounds MaintenanceJim Hewitt
Grounds Maintenance AssistantJames Jones
HousekeepingDonna Wilson, Nicholas Wilson, Donnie Lyles

Finance

Vice President-FinanceGreg Beadles
Manager-Payroll & Employee Benefits.....Wallace Norman
Senior AccountantLori Naseman
Office AdministratorCarolyn Cathey

Human Resources

Vice President-Human ResourcesCarol Faubert
Director of Player ProgramsBilly "White Shoes" Johnson
Season InternWilleaner Anding
ReceptionistGail Warren

Logistics

Logistics CoordinatorSpencer Treadwell

Travel

Travel CoordinatorKaren Pieretti

Athletic Training/Medical

Head Athletic Trainer.....Ron Medlin
Assistant Athletic TrainersHarold King, Thomas Reed
Team DoctorsAndrew Bishop, Randy Cronic, Charles Harrison
Administrative AssistantJill Kraft

Coaching

Executive Vice President-Head CoachDan Reeves
Executive Assistant to the Head CoachBrenda Johnston
Defensive Coordinator.....Wade Phillips
Assistant to Head Coach/Pro PersonnelMarvin Bass
Defensive Quality ControlDennis Allen
Quarterbacks.....Jack Burns
Assistant Strength & Conditioning.....Rocky Colburn
Tight EndsJames Daniel

ATLANTA FALCONS DIRECTORY

Coaching (continued)

Linebackers.....	Billy Davis
Special Teams	Joe DeCamillis
Defensive Line	Bill Johnson
Wide Receivers	Mike Johnson
Offensive Line	Pete Mangurian
Strength & Conditioning	Al Miller
Assistant Offensive Line	Rennie Simmons
Secondary	Emmitt Thomas
Offensive Quality Control	Ed West
Running Backs	Ollie Wilson

Community Affairs

Vice President-Community Affairs	Susan Bass
--	------------

Atlanta Falcons Youth Foundation

Executive Director-Atlanta Falcons Youth Foundation	Carol Breeding
Administrative Assistant	LuAnn Stanaland

Communications

Director of Football Communications	Aaron Salkin
Director of Media Relations	Frank Kleha
Communications Assistants	Steve Rodriguez, Christy Duffner

Community Relations

Coordinator-Program Development/Player Outreach	Chris Demos
Coordinator-Events/Spouses Programs	Kim Kosbe
Coordinator-NFL Programs	Richard Stewart
Administrative Assistant.....	Michelle Rowand
Season Intern	Katie Zimmerman

Equipment

Equipment Manager	Brian Boigner
Senior Assistant Equipment Manager	Horace Daniel
Assistant Equipment Managers	Jimmy Hay, Jason Baisden

Football Operations

Vice President of Football Operations	Ron Hill
Administrative Assistant	Deidre Pickering
Director of Pro Personnel	Les Sneed
Pro Scouts	Mark Olson, Ray Farmer
College Scouting Supervisor/National Scout.....	Mike Hagen
College Scouting Coordinator	Reed Johnson
Area Scouts	Ken Blair, Billy Campfield, Boyd Dowler Bob Harrison, Taylor Morton, Bruce Plummer, Joe Dan Rogers, Jeff Smith
Scouting Assistant	Brian Hudspeth

ATLANTA FALCONS DIRECTORY

Information Systems

Senior Director of Information Technology & Analysis.....Brian Xanders
Director of Football SystemsDonald Zullick

Marketing/Sales

Executive Vice President-MarketingDick Sullivan
Executive AssistantAngelia Couch
Vice President-Marketing & SalesRob Jackson
Vice President-Corporate DevelopmentTommy Nobis
Director of Corporate Sales.....Mark Fuhrman
Manager of New MediaDan Levak
Season Intern-New MediaMichael Oldham
Administrative Assistant.....Gigi Andrews
Corporate Services Coordinator.....Leslie Brown

Events

Director of Events-Marketing & EntertainmentRoddy White
Manager of Event MarketingKendyl Baugh
Coordinator of Event Marketing.....Matthew Lorenzo

Ticket Operations

Director of Ticket Operations.....Jack Ragsdale
Administrative AssistantCarol Woody
Assistant Director of Ticket Operations.....Brent Coleman
Ticket Distribution ManagerThomas Meunier
Ticket Accounting ManagerConnie Bonner
Ticket Sales CoordinatorPhil Caldwell


Ticket Sales

Director of Ticket SalesDave Cohen
Ticket Sales ManagersChase Gardner, Scott Henrichsen, Travis Pellemounter
Account ExecutivesAllison Thomas, Carmine Giannitti, Joel Vece, Tim Russell
Patrick Woods, Ed Minnegar

Video

Video Director.....Mike Crews
Assistant Video Director.....Jonah Bassett
Season InternJeff Shackelford

COMMUNITY AFFAIRS



MISSION STATEMENT

The mission of the Atlanta Falcons Youth Foundation is to strengthen the capacity of youth organizations to operate as teams, both on and off the athletic field.

FOCUS AREAS

- Team Building Experiences
- Football Coach or Adult Leader Training
- Opportunities for Youth Leadership in Team Sports Programming
- Academic Achievement through Athletics or Fitness
- Organizational Effectiveness Assistance for Athletics or Fitness Programs
- Community/School Athletic Field Renovation or Development



STRATEGY

In order to accomplish this mission, the Atlanta Falcons Youth Foundation will focus primarily on sports, recreation and physical fitness. As the Foundation addresses overall physical fitness among Georgia's young people, the primary goal will be to increase sports and recreation opportunities for both boys and girls. The Foundation plans to support innovative in-school and after-school programs, renovate or create sports facilities and/or athletic fields, and encourage participation by all young people.

Atlanta Falcons Charity Kickoff Luncheon

The Atlanta Falcons, with the help of the Atlanta Sports Council, kick off each season with the Annual Charity Kickoff Luncheon. This traditional fund-raiser features the Falcons players, coaches, cheerleaders, mascot and live & silent auctions. It has always been a "fan favorite." Last year's luncheon raised more than \$78,000.00 for the Atlanta Falcons Youth Foundation Scholarship Programs and Atlanta Sports Council community projects.

This year's luncheon, scheduled for Friday, August 16th, at the Georgia Dome, should be another successful event.



FALCONS BOWL FOR HALL COUNTY CHARITIES

Presented by:

ingles

Gainesville Bowling Center



For the past four seasons, the Atlanta Falcons and Ingles have teamed with other corporate sponsors to present the annual Bowling for Kids Tournament. This popular event has raised an average of over \$40,000 each year for the Atlanta Falcons Youth Foundation. Bowling brings out the "competitive" kid in everyone who participates, with Falcons players, cheerleaders and Freddie Falcon, testing their skills on the lanes.



The Falcons players and media personalities love to bowl, and the tournament provides a unique opportunity for players to mingle with corporate sponsors and supporters. This year's proceeds were presented to the following Hall County charities: Boys & Girls Club of Hall County, Challenged Child & Friends and Safe Kids of Georgia – Hall County.

Jerry Rhea Sports Medicine Scholarship Program Inaugural Scholarships Awarded

In its inaugural year, the Jerry Rhea Sports Medicine Scholarship Program takes great pride in announcing its first four scholarship recipients. These \$5,000 scholarships were awarded to two undergraduate students and two graduate students pursuing degrees in the field of sports medicine or athletic training.

The scholarship program, administered and funded by the Atlanta Falcons Youth Foundation, honors long-time Atlanta Falcons' head athletic trainer, Jerry Rhea. Jerry was a pioneer in the world of athletic training and sports medicine for more than 30 years. He also served as President of the Atlanta Falcons Youth Foundation for six years prior to his retirement this past January.

The 2001 Scholarship Recipients



Anne M. Bradley
Senior
Hope College



Jessica K. Calhoun
Junior
Georgia Southern



Linda J. Anstee, ATC
Graduate Student
Univ. of Virginia



Steven P. Broglio
Graduate Student
Univ. of Pittsburgh

These outstanding scholarship winners were selected by a Selection Review Committee, which operates under the direction of the Atlanta Falcons Youth Foundation. They were chosen on the basis of their academic achievement, work experience in the field of Sports Medicine, letters of recommendation and their responses concerning their professional goals.

The scholarship program is administered and funded through the Atlanta Falcons Youth Foundation and publicized through the National Athletic Trainers Association.

For more information, call: Carol Breeding, (770) 965-3115

Whitey Zimmerman Memorial Scholarship Program

Whitey Zimmerman, the long-time equipment manager for the Atlanta Falcons, died of a heart attack during the 1994 season. During his career, Whitey touched many lives, and he loved the game of football. Shortly after his death, a scholarship program was established in his memory. To date, forty-six (46) \$5,000 college scholarships, totaling \$230,000.00, have been awarded to deserving Georgia high school seniors who have served their athletic team(s) as student managers. An endowment has been created by the Atlanta Falcons Youth Foundation to ensure a long-lasting scholarship program. This year's scholarship recipients are pictured below:

2002 Whitey Zimmerman Scholarship Recipients



Nyam Adoadadji
Shiloh H.S.
Duke University



ShaMichael Brown
Marietta H.S.
Georgia Southern



Ryan Duckworth
Starr's Mill H.S.
Georgia Tech



James Brisson Hall
Providence Christian H.S.
Brewton-Parker College



**Portia Johnson
Campbell** H.S.
Georgia



Jessica Robin Lord
Buford H.S.
North Georgia



Virginia Ann Porter
Woodward Academy
Clemson University



Rachel Lynn Rawlings
Monroe Area H.S.
Shorter College



Jenny Lynn Trout
Harrison H.S.
Georgia

Dan Reeves/Whitey Zimmerman Memorial Charity Golf Classic

Over 200 golfers joined Head Coach Dan Reeves, Falcon players, coaches and tournament sponsors for an exciting day of golf at the prestigious Chateau Elan Golf Course, on Tuesday, June 25th. Serving as team captains and part of the fivesomes were active and former players, coaches and key front office personnel. Proceeds benefited the Whitey Zimmerman Memorial Scholarship Fund, which has awarded forty-six \$5,000 scholarships, totaling \$230,000.00, since 1996

Falcons Youth Foundation Rewards Community Volunteers

The Atlanta Falcons Youth Foundation announced their Community QB Award winner and two runners-up for the 2001 season. This award, instituted by NFL Charities, and administered locally by the Atlanta Falcons Youth Foundation, recognizes community and youth volunteers who demonstrate leadership, dedication, and a commitment to bettering the communities in which they live.

Ten finalists were chosen out of 26 entries through a selection committee. Each finalist received \$1,000 for his or her charitable organization. From this group, the two runners-up received an additional \$2,500, and the winner received \$10,000 in addition to her \$1,000 finalist award.



The Atlanta Falcons Community Quarterback Award Recipient:

Ms. Betty Singleton – The American Red Cross

In her three years of providing disaster assistance, she has volunteered thousands of hours responding to disaster calls and helping people who are often in desperate situations.

The Runners-Up:

Karen Carlson – Camp Kudzu

Pam Kramer – The Gwinnett Community Clinic

The Remaining Finalists:

Jill Andrews – Cool Girls, Inc.

Susan Butler – Twin Cedars Youth Services, Inc.

Robbie Jackson – Chastain Horse Park, Ltd.

Rosemary Kasemeotes – FOCUS (Families of Children Under Stress, Inc.)

Hollie McClintick – American Red Cross, Metropolitan Atlanta Chapter

Ann Z. (Bernie) Parks – Newnan Coweta Children's Shelter, Inc.

Lou Wilkes – Paul Anderson Youth Home



All ten candidates were honored at a special game day brunch "awards ceremony" at the Georgia Dome on Sunday, December 9th, and were officially introduced during an on-field presentation during the pre-game festivities.

TRAVIS HALL JOINS ALL PRO DAD TEAM

Falcons Defensive Tackle Travis Hall has made a commitment to help men become better fathers as he became a member of the All Pro Dad Team during the 2001 football season. All Pro Dad is the ultimate resource for men who want to become better fathers, providing practical parental assistance at the All Pro Dad website.



Travis, a devoted husband to his wife, Tonya, and father to his two sons and daughter, is committed to helping dads win. "The key to being a good defensive player is having the right strategy," says Hall. "That same principle is true of being a father."

The teams' members, headed by Indianapolis Colts Head Coach Tony Dungy, includes active NFL players, coaches and NFL alumni. These men speak to fathers about their most important job - being a dad - through TV, radio spots and billboards. Travis and his three kids will be featured on billboards in Atlanta this year.

The All Pro Dad website offers fathers many resources on parenting, including books, audiotapes, brochures, interactive quizzes and activities designed to further improve their relationship with their children. A free daily e-mail service also provides useful tips on how to improve parenting skills.

ATLANTA FALCONS HEADGEAR FOR EDUCATION

The Atlanta Falcons Youth Foundation has teamed up with the Georgia Association of Educators to develop a poster to help motivate children to stay in school and obtain their diplomas. The full color poster features former Atlanta Falcons running back, Jamal Anderson, and defensive end, Patrick Kerney. Both players are holding books while dressed in their full game day uniforms. Instead of the traditional football helmet, the players are wearing mortarboards, and the caption reads, "The Most Important Headgear You Will Ever Wear." These posters are displayed in over 850 middle schools and high schools in the State of Georgia.



FALCONS

JAZZERCISE FOR THE CURE

HALFTIME CHALLENGE

REACHES \$500,000 MARK

FOR BREAST CANCER RESEARCH

Falcons Jazzercise for the Cure is non-stop fun for more than 400 halftime performers. During the 2001 season, this energetic group once again raised more than \$125,000.00 for the Susan G. Komen Breast Cancer Foundation, reaching their lofty goal of **\$500,000.00** for this worthwhile cause. This is quite an accomplishment for a 12-minute halftime show.

All participants were required to raise a minimum of \$150 in pledges. Last season's halftime during the December 2nd game vs. the St. Louis Rams, was a magnificent show, paying tribute to our great country, the United States of America.

Anyone interested in participating next season, please contact Joan Baldwin, Southeast Regional

Director for Jazzercise, at

jbaldwin@jazzercise.com.



THE ATLANTA FALCONS / CHATEAU ÉLAN COMMUNITY GOLF TOURNAMENT

Eagle Ranch was dedicated as the Atlanta Falcons' official Courage House on Saturday, October 21, 2000. The inaugural Atlanta Falcons/Chateau Élan Community Golf Tournament was held to benefit Eagle Ranch in the fall of 2001. The Ranch can currently provide a home for up to 70 children, making it the largest children's home in northeast Georgia.



Head Coach Dan Reeves and the Atlanta Falcons are very excited about the partnership with the Chateau Élan community who, like the Falcons organization, have been long supporters of the Eagle Ranch children. Active and former Falcon players along with key Falcon staff members served as team captains. The day provided fellowship and golf and supported this valuable ministry to these deserving children. The tournament helped to raise over **\$50,000**.

Falcons React Quickly To Raise Over **\$243,000.00** For September 11th Disaster

The Atlanta Falcons joined to aid the heroic police officers and firefighters of New York City and their families who were impacted by the tragic events of Tuesday, September 11, 2001.

Thousands of fans showed up at the Falcons Training Facility in Flowery Branch on Tuesday afternoon, just a week after the terrorist attacks. They watched the Falcons play a spirited game of flag football, while players, coaches, cheerleaders and Freddie Falcon signed autographs and visited with the crowd of supporters.

The Hall County Fire Department and the Flowery Branch Police Officers helped the Falcons accommodate the fans. The mood was patriotic, and the giving was generous, as the local firefighters collected checks, cash and coins in their traditional fire boots.

For two weeks after the event, the donations kept coming into the Falcons' offices, including sizeable donations from the Rockdale County Fire Department, local companies and individuals.

"It has been overwhelming," said Head Coach Dan Reeves. "The generosity of our fans and supporters, the community, our players, coaches and staff, has brought us to this grand total. We hope that this amount, along with the donation from the National Football League and Players Association, will, in some small way, help those families who fell victim to the terrible tragedy on September 11th."

The money collected was divided between the New York Firefighters 9-11 Fund and the New York City Twin Towers Fund. Other monetary gifts were made directly to the Chris Faughnan Memorial Fund, the American Red Cross and the Hall County Firefighters Auxiliary.



Hometown Huddle In Atlanta

Each year the Falcons team up with the United Way to participate in the NFL Home Town Huddle. Last year's event saw Atlanta Falcons players and cheerleaders "huddled" around 250 local youth for an afternoon of learning, fun and games as part this nationwide partnership. The event emphasized United Way of Metropolitan Atlanta's strategies that support quality early learning and safe, structured after-school programs.

The A. Worley Brown Boys & Girls Club and the Sheltering Arms Center hosted 250 youth for the Hometown Huddle in Norcross, Georgia. The kids were treated to an afternoon of fun and games with 18 Falcon players and three cheerleaders. The players interacted with the children through sporting activities like football, soccer and basketball. Additionally, there were several hands-on learning programs including art projects and fire safety.



BROOKING EARNS NFL EXTRA EFFORT AWARD

Falcons Pro Bowl Linebacker, Keith Brooking, dedicated much of his time off the field to help feed Atlanta's hungry last Thanksgiving. Brooking the team's spokesman for the Atlanta Community Food Bank (ACFB), was named the NFL's "Extra Effort" Award winner for November 2001 for his commendable work in the community. NFL Charities donated \$1,000 on his behalf to the ACFB.

Each year the Falcons sponsor the FalCAN Food Drive benefiting the ACFB. Brooking created awareness by recording both TV and radio public service announcements to promote the event and

appeared on the local morning show, *Good Day Atlanta*, where he spoke about the need to give canned goods during the holiday season. Brooking returned to his alma mater, East Coweta High School in Senoia, GA, to sign autographs in support of the FalCAN Food Drive. For every five cans of food or five dollars, Brooking signed autographs with all proceeds benefiting the ACFB. He also spent a morning preparing holiday meals for Atlanta's needy in the third annual Dish event sponsored by the ACFB.





Brian Finneran Helps Kids Play Safe

Falcons wide receiver regularly helps the Gainesville/Hall County SAFE KIDS conduct a helmet safety program for the participants of the Hall County Sheriff's Office DARE program's DARE to DREAM Camp. The camps are aimed to teach children ages 10 - 13 about personal safety, the consequences of gang activity and self-esteem.

The helmet safety program begins with a presentation by Finneran, whose brother-in-law incurred a severe head injury from a skateboard crash with no helmet. Brian

shares his family's personal story and then helped SAFE KIDS volunteers teach kids how to properly fit a helmet.

Falcon Players Support MDA

Atlanta Falcons players, Ashley Ambrose, Ray Buchanan and Jay Feely are all committed to help find a cure for Muscular Dystrophy with the Falcons Player Performance Pledge.

Each year these players welcome the State of Georgia's Goodwill Ambassador for the Muscular Dystrophy Association to the Flowery Branch facility where they can watch practice and tour the facility.

All three players make a pledge to MDA for their performance on the field. Buchanan and Ambrose participate in Cornerbacks for a Cure, donating money for every pass defended, while Jay Feely participates in Kicks for a Cure where he donates money for every field goal made.

With the help of MDA's sponsors matching the players donations, over **\$60,000** has been raised over the past two seasons for MDA of Atlanta.



Falcons Annual Kick-Off Blood Drive

For twelve years the Atlanta Falcons have partnered with the American Red Cross to conduct the Atlanta Falcons Kickoff Blood Drive. The need for blood across the State of Georgia is of great importance especially during the summer months. During these months blood donations tend to decrease tremendously due to closed schools and vacation plans.


What started as a one-day event has expanded to a 3-day blood drive in many metro-Atlanta Malls. The Atlanta Falcons Cheerleaders and mascot Freddie Falcon are on hand to lend support to the effort. In 2001, over 1,600 people came out and donated 1,410 pints of blood. Those 1,410 pints of blood helped to save 4,230 lives!

For more information, please call 1-800-GIVE-LIFE.




**ATLANTA
FALCONS**





Atlanta Falcons players Chris Draft, Reggie Kelly and Derek Rackley support youth football camps at the local NFL YET (Youth Education Town). The YET Center, funded by the National Football League and the local United Way, provides after-school and summer programming for young people.





Did
you
know...

?



Did you know that Freddie Falcon spends more than 400 hours in the Atlanta community each year?

Did you know that cornerback Ray Buchanan connected with kids at the Children's Healthcare at Egleston of Atlanta and the Regional Medical Center for Children in Louisiana through a special video conference sponsored by STARBRIGHT World?



Did you know that every year Falcons players donate money and time to feed the homeless in downtown Atlanta?

Did you know that Falcons linebacker, Keith Brooking, helps raise donations for the Atlanta Community Food Bank?

Did you know that the Falcons team up with Heavenly Ham to provide and serve a holiday meal every Thanksgiving to more than 500 less fortunate at Crossroads Ministry?



ATLANTA
FALCONS



Did you know that the Atlanta Falcons Cheerleaders average over 550 public appearances each year, totaling over 1400 hours in the community?



Did you know that Falcons wide receiver, Shawn Jefferson, serves as the Atlanta Falcons team spokesperson for the United Way?

Did
you
know...



Did you know that Falcons defensive linemen, Travis Hall and Patrick Kerney, were presenters at the 2002 Horizon Awards?

Did you know that Atlanta Falcons players participate in Read Across America Day in Atlanta yearly?

Did you know that Brian Finneran is the spokesperson for SafeKids?

Did you know that the Atlanta Falcons donated team merchandise to sailors aboard the USS Theodore Roosevelt so they, too, could get into the Super Bowl Spirit?

Did you know that Falcons placekicker, Jay Feely served as Grand Marshall for the 2002 Georgia Special Olympics Winter Games?

Did you know that the Atlanta Falcons Players and Cheerleaders joined close to 200 guests from local Boys and Girls Clubs at the Magic Johnson Theater for the NFL league-wide day at the movies?

Did you know that Falcons wide receiver Quinton McCord adopted the Young Adult Guidance Center of downtown Atlanta for a Holiday meal?

Did you know that Falcons fans donated over 2,500 toys and \$1,700 in cash during the Toys for Tots Drive at the Falcons-Rams game?



Did you know that Falcons linebacker, Keith Brooking, has his own golf tournament in which all the proceeds go to his hometown high school, East Coweta?



Did you know that the Atlanta Falcons Cheerleaders' garage sale raised \$4000 in just four hours for the Empty Stocking Fund?

ATLANTA
FALCONS



ADMINISTRATION





ARTHUR M. BLANK **CHAIRMAN, PRESIDENT & CEO**

Arthur M. Blank is Chairman, President & CEO of the Atlanta Falcons. He acquired the franchise in February 2002.

Blank's passion for sports and competition, combined with his strong business experience, bode well for an exciting future for the Falcons. Under his leadership, the organization is implementing a three-point program that recognizes the importance of the club's fans, players, associates and communities. The program includes plans for creating a winning team on and off the field, and building a stronger bond in the community where Falcons fans and associates live and work.

Blank will employ many of the elements that made The Home Depot, the company he co-founded in 1978, a success in the retail industry. A company known for its commitment to customers and associates, Blank believes that listening and responding to both groups are key elements to the success of The Home Depot, and that these attributes are easily transferable to the Falcons. In addition, he is committed to giving back to communities not only because it is good business, but because it is the right thing to do. At the time of his retirement as co-chairman in 2001, The Home Depot was the world's largest home improvement retailer, a component of the Dow Jones Industrial Average and one of Fortune Magazine's "Global Most Admired Companies." During Blank's last year as CEO of the company, The Home Depot ranked first in social responsibility in an annual survey conducted by Harris Interactive, Inc.

Blank is also Chairman, President & CEO of AMB Group, LLC, and Chairman of The Arthur M. Blank Family Foundation. Both companies are part of the Arthur M. Blank Family Office, with the common purpose of giving back to society through financial contributions and personal involvement.

Blank believes in the importance of making a difference – professionally and personally. Through his generosity, the Arthur M. Blank Family Foundation, along with his and his wife's personal giving, has donated over \$73 million to various organizations, including Outward Bound, The Atlanta Symphony Orchestra, Piedmont Park Conservancy, Big Brothers Big Sisters, Hands On Atlanta and Boys & Girls Clubs of the Lowcountry. Mr. and Mrs. Blank were named as the 2000 Georgia Philanthropists of the Year by the National Society of Fundraising Executives.

Blank is recognized throughout the country for his personal and professional achievements. He was honored in 1990 by the California-based City of Hope medical research and treatment institution for his fundraising leadership in the home center industry, and in 1994 he received the Brotherhood/Sisterhood Award from the National Conference of Christians and Jews. Babson College inducted him into its Academy of Distinguished Entrepreneurs in 1995 and conferred on him an honorary degree of Doctor of Laws in 1998.

In 2001, Blank was inducted into the Junior Achievement Atlanta Business Hall of Fame and was a co-recipient, with his wife, of the Abe Goldstein Human Relations Award from the Anti-Defamation League. In 2002, Blank was named to Georgia State University's Business Hall of Fame.

Blank serves on a number of boards including: North Carolina Outward Bound School, a non-profit corporation; the Board of Trustees of The Carter Center, Inc.; the Board of Trustees of Emory University; and the boards of Cox Enterprises, Inc.; Post Properties, Inc. and Staples, Inc.

Blank was recently appointed to Governor Roy Barnes' Georgia Council for the Arts. He also serves as Co-Chair for the capital campaign for the Atlanta Olympic Museum, and he is Chairman of the capital campaign for the new Atlanta Symphony Center.

In September 2001, Blank joined the faculty of Emory University's Goizueta Business School as its first Distinguished Executive in Residence. He will begin serving as Chairman of the Metro Atlanta Chamber of Commerce in 2003.

A native of Flushing, N.Y., Blank received a B.S. Degree in Business Administration with Distinction from Babson College, where he was active in a wide variety of extracurricular activities.

Blank has six children. He and his wife, Stephanie, and their three children live in Atlanta. A strong believer in work-life balance, Blank still makes time daily for working out and remains an avid runner. His favorite T-shirt appropriately reads, "There is no finish line."

FALCONS MINORITY OWNERS & BOARD OF DIRECTORS



JOE GIBBS

Minority Owner

Owner, Joe Gibbs Racing. Recognized in NFL for success in coaching Washington Redskins to four Super Bowls and three world championships during 12 years as head coach. Named AP "Coach of the Year" two seasons in a row, a distinction that had not been achieved in over 20 years.



JOHN P. IMLAY

Minority Owner

Chairman, Imlay Investments, Inc., a private investment firm. Minority owner and board member of Atlanta Falcons under previous ownership.



JOHN A. WILLIAMS

Minority Owner

Founder, chairman and chief executive officer, Post Properties, Inc., a developer and operator of upscale multi-family apartment communities. Board member of Crawford & Company, Georgia Regional Transportation Authority, the Metro Atlanta Chamber of Commerce.

FALCONS MINORITY OWNERS & BOARD OF DIRECTORS



JOHN E. ADERHOLD

Chairman, Aderhold Properties, Inc., a company with expertise in adaptive reuse of historic buildings in urban markets. Board member of Bankhead Enterprises, Inc., Technology Park/Atlanta, Inc. and The University Financing Foundation, Inc. Authority Chairman Emeritus of The Georgia World Congress Center.



STEVE BARTKOWSKI

In business development at DPR Construction, Inc., a global commercial contractor and construction management company. Well known in Atlanta community for record-breaking performance as starting quarterback with Atlanta Falcons between 1975 and 1985. Board member of The Brain Tumor Foundation for Children.



DR. JOHNETTA B. COLE

President, Bennett College. President emerita of Spelman College. Active community and civic leader. Member of boards of Coca-Cola Enterprises, Inc., and Merck & Co., Inc.



DAVID E. HOMRICH

Executive vice president - finance and investments, AMB Group, LLC, the investment management and support services arm of The Arthur M. Blank Family Office. Led transaction team for Blank's acquisition of Falcons. Board member of World Theatre, Inc., Future Energy Resource Corporation and YMCA of Metropolitan Atlanta, Inc.

FALCONS MINORITY OWNERS & BOARD OF DIRECTORS



WILLIAM P. PAYNE

Partner, Gleacher Partners LLC, an investment banking and asset management company. Former president of organizing committee for 1996 Centennial Olympic Games. Board memberships include Anheuser-Busch, Inc., Jefferson-Pilot Corporation, Cousin Properties Incorporated, ILD Telecommunications, Inc. Member of board of governors of The Georgia World Congress Center Authority.



FELKER W. WARD, JR.

Chairman and CEO, Pinnacle Investment Advisors, Inc., an investment advisory firm. Board member of Atlanta Falcons under the previous ownership. Board memberships include AGL Resources, Abrams Industries, Inc., and Shoney's Inc.



CARL WARE

Executive vice president - public affairs, The Coca-Cola Company. Chairman of Metro Atlanta Chamber of Commerce. Board memberships include The Chevron/Texaco Corporation, National Life of Vermont, Georgia Power Company, Coca-Cola Bottling Company Consolidated and Southern Africa Enterprise Development Fund.



AMBASSADOR ANDREW YOUNG

Chairman and co-founding partner, GoodWorksInternational, LLC, a company seeking to enhance economic development in Africa and the Caribbean. Former co-chair of Atlanta Committee for the Centennial Olympic Games. Mayor of Atlanta from 1982 to 1990. Board memberships include Archer Daniels Midland, Cox Communications, Delta Air Lines, Inc. and The United Nations Foundation.



DICK SULLIVAN

Executive Vice President-Marketing

When new Falcons chairman, president and CEO Arthur M. Blank wanted to fill the role of executive vice president of marketing for the Falcons, he looked to his highly successful past and named Dick Sullivan to the post.

"Having worked with Dick at The Home Depot for nine years, I have a deep respect for his marketing expertise, strategic capabilities and management skills," said Blank. "I am personally excited to have him on board (with the Falcons)."

In his new position with the Falcons, Sullivan will be responsible for all marketing, sales, Internet, ticket sales and ticket operations. He will also work closely with the club's community affairs department.

Sullivan, 45, served as the senior vice president of Marketing for The Home Depot prior to assuming his position with the Falcons. Some of his responsibilities as senior vice President of Marketing included leading the company's widely-respected marketing, advertising and sales promotion campaigns, as well as developing global brand strategies. Due to his marketing efforts, The Home Depot brand continued to gain prominence in the marketplace on a national and international scale.

Dick's career at The Home Depot began in 1992 as vice president of advertising before being promoted to senior vice president. Under his solid leadership, Sullivan's department developed a number of award-winning advertising campaigns and sales promotions, including The Home Depot's sponsorship of the Olympics and NASCAR. He spearheaded the campaign to bring NFL Hall of Fame Head Coach Joe Gibbs into The Home Depot "team" as a corporate sponsor of Joe Gibbs Racing. The results of this strong relationship with Joe Gibbs Racing have been impressive both in terms of winning NASCAR events and the popular exposure that The Home Depot has achieved over the years.

Being part of a winning team is nothing new to Sullivan as his background also includes a stint as vice president of merchandising for The Home Depot's Northwest division. He returned to Atlanta in 2001 from the Northwest to guide the company's marketing arm.

A product of Needham, Massachusetts, Dick earned a Bachelor of Science degree in Accounting from Roger Williams University in Rhode Island. Among his charitable endeavors, he is a board member of the Ad Council and has been on the executive advisory committee for the City of Hope and the Atlanta Outward Bound Center Advisory Board.

Dick and his wife, Kim, have two children, a daughter, Chelsea (9) and a son, James (13). The Sullivans reside in Alpharetta, Ga.



SUSAN BASS

Vice President-Community Affairs

Susan Bass joined the Falcons as vice president of community affairs on June 3, 2002. She oversees communications, community relations and the Atlanta Falcons Youth Foundation. Prior to moving to Atlanta from Columbus, Ohio this year, Susan was the director of community affairs and philanthropy for Limited Brands, the parent company of Victoria's Secret, Bath & Body Works, Express, Express Men's, New York & Company, Limited Stores, The White Barn Candle Co., aura science and Henri Bendel.

Susan joined the Limited Brands from Time Warner, where she served as Public Affairs Director. Prior to that she held various public relations positions in the Columbus City Schools; Cochran Public Relations, the city's largest public relations firm; and WSYX-TV, an ABC affiliate. Susan received her BA in Journalism and Public Relations from The Ohio State University.

A native of Columbus, Ohio, Susan was an active volunteer in that community and will continue her involvement in Atlanta. She is a past board member of the Big Brothers/Big Sisters, BalletMet, The Columbus Association of Black Journalists, the Greater Columbus Arts Council and the Greater Columbus Convention & Visitors Bureau. She is also a member of Delta Sigma Theta Sorority, Inc.



GREG BEADLES

Vice President-Finance

Greg assumes additional responsibilities in 2002 with his promotion to Vice President-Finance. Beadles was named to his new post in March 2002 after serving as the team's director of finance from the fall of 2000 through the spring of 2002. In his current position, Greg will oversee the fiscal operations of the team, including financial reporting and planning along with various administrative duties. One of his main projects early in the 2002 offseason was aiding in the sale and important transition of the Falcons from the Smith family to Arthur M. Blank. Beadles became a member of the Falcons in 1995 as a finance intern and later served as controller of the Falcon Inn & Conference Center until 1998. He held the position of senior accountant with the club from 1998-00. A 1991 graduate of Louisiana State University with a degree in accounting, Greg earned a master's degree in sports administration from Georgia State University in 1995. His financial background also includes teaching a course in budget and finance in sports for the graduate school at Georgia State as an adjunct faculty member for two years from 1995-96. The 33 year-old holds a CPA license from the state of Georgia and is a member of the American Institute of Certified Public Accountants and the Georgia Society of CPAs. Greg's first taste of working in the financial part of a business began with a public accounting firm in Baton Rouge, Louisiana, and he moved on to Offshore Pipelines International, Inc. in Houston, Texas in 1992. Greg and his wife, Jill, became proud parents of a baby girl, Ella, on May 25, 2002. The Beadles family resides in Buford, Ga.



CAROL FAUBERT

Vice President-Human Resources

Carol Faubert joined the Falcons as vice president – human resources in April of 2002. With over twenty-five years experience as a human resource executive, she brings a vast knowledge of work environment management, training and development, personnel systems and administration and strategic human resources planning. Faubert served as director of human resources for an Atlanta based law firm for fourteen years. She also started and ran her own consulting business for four years where she partnered with major companies and private law firms. Her focus was on working with employers to implement programs and successful strategies to support their business environment and goals. She is a graduate of Averett University in Danville, Va.



ROB JACKSON

Vice President-Marketing & Sales

Rob begins his 10th year with the Falcons and his ninth season as the teams vice president of marketing & sales. Jackson helps to coordinate the club's efforts in marketing, advertising and promotions. He is the daily contact with the Falcons' local radio and television partners. Before joining the NFL in March of 1993, Jackson served for 15 years in management with several area radio stations, including WSB (Director of Sports Sales), WGST/WPCH-FM (General Sales Manager) and WCNN/WALR-FM (President & General Manager). Rob's extensive background in sports marketing has seen him deal directly with the Braves, Hawks, Georgia and Georgia Tech. Jackson has served a role on the Peach Bowl steering committee for over a decade. He graduated from Georgia with a BBA degree in Management in 1970. He is a member of the boards of the ACVB, NFL Youth Education Town, The Empty Stocking Fund and the Atlanta Falcons Youth Foundation. He and his wife, Patti, have been married for 30 years and have three sons; Matthew (24), Mark (22) and Patrick (17). The Jacksons live in Vinings in northwest Atlanta.



TOMMY NOBIS

Vice President-Corporate Development

Tommy has been tied to the organization as a player and front office staffer for over 30 years. His sports playing career was legendary. As the NFL's and the Falcons #1 overall draft pick in 1966, he made the Pro Bowl and was named Defensive Rookie of the Year. Nobis played 11 seasons with the Falcons and made five Pro Bowl appearances. At

the University of Texas, he doubled as linebacker and offensive guard, winning both the Maxwell and Outland Trophies as the best player in the nation and was a first-team All-American honoree twice. Nobis was named to the NFL's "All-1960's" team and to the Football News' All-Time All-American team. He has been inducted into both the Texas and Georgia Sports Hall of Fames. In 1981, he was voted into the National Collegiate Sports Hall of Fame. Tommy serves on the Board of Directors of the Tommy Nobis Center, which provides job training and employment services for youth and adults with disabilities. The Center, which is located in Marietta, Ga., has been in operation for 25 years and its staff has placed thousands of young people and adults into jobs throughout metro Atlanta. His many years of involvement with the Special Olympics led him to his work with the Center. For his efforts on behalf of young people in need, Tommy has been presented the following awards: Dodge NFL Man of the Year, Vitalis Man of the Year, and the Bobby Dodd and Big Heart awards. He and his wife, Lynn, live in Atlanta and have three grown children and two daughters-in-law: Tommy and Mindy, Kevin and Mandi and Devon.



At the Nobis Center, clients with disabilities learn new skills, gain valuable experience, and are then placed with various companies in the metropolitan Atlanta area.



Nobis (left) has helped bring smiles to the lives of many at his center since 1977.

Nobis Center Trains Disabled to Find Jobs

In 2002, Tommy Nobis celebrates the 25th anniversary of The Tommy Nobis Center, a comprehensive vocational facility in Marietta, Ga., that enables individuals with disabilities to return to employment and enjoy a productive lifestyle.

"The fact that you had an impact in some way on somebody else's life...if you haven't experienced that, then you're missing out on something very special."

— Tommy Nobis

Nobis' involvement stemmed from his prior work with Georgia's Special Olympics back in the 1970's. In what first started out in a trailer, TNC now employs over 30 general staff, has 56 directors, and helps about 125 clients per day. It has served over 6,000 disabled clients since '77.

ATLANTA
FALCONS



COACHES





DAN REEVES



**EXECUTIVE VICE PRESIDENT/
HEAD COACH**

ATLANTA FALCONS

Head coach Dan Reeves, the NFL's winningest active coach with 188 career victories, heads into his sixth season as head coach of Atlanta with a new owner in Arthur Blank and the same goal that he had when he took the helm of the franchise – bringing a Super Bowl championship to the city of Atlanta.

"I remember very vividly Taylor Smith along with his dad giving me the opportunity to come back to Georgia and be the head coach of the Atlanta Falcons," said Reeves. "We had a goal at that time that we wanted to turn this franchise around and make it one of the best franchises in the NFL. We certainly felt in 1998 that we had accomplished that and were on the right track. Unfortunately, we got sidetracked a little bit over the last three years and haven't accomplished that."

With the untimely death of team founder Rankin Smith and the surrounding uncertainty of the status of the franchise left behind, Reeves said that he is looking forward to the stability that the Blank ownership will bring.

Said Reeves on Blank: "His passion for the city of Atlanta and for this franchise has gotten me excited. The Smith family was great. But following the death of Rankin and all of the things the family had to go through....that brings limits to what you can do and certain things you have to go by."

Reeves hired Wade Phillips as defensive coordinator and then Emmitt Thomas as secondary coach, two changes he feels will make a big difference to the team's defense.

"Wade Phillips is an outstanding coach who has experience in turning defenses around. I have experience with him after working with him in Denver. Emmitt Thomas has been a coordinator in several places and has a great reputation in the NFL."

Reeves' 2001 Atlanta Falcons squad entered Week 15 with a matchup at Miami with a 7-7 record and still alive in the NFC playoff race. Three controversial calls by the officials and two goal line stands by the Dolphins defense ended the Falcons postseason hopes with a 21-14 defeat. The next week the Falcons traveled to St. Louis and lost 31-13 to finish the year with a disappointing 7-9 record.

There is an NFL saying that says, 'You are what you are.' The Falcons finished at 7-9 because of a combination of inexperience and certain personnel issues that were hopefully addressed in the offseason through free agency and the draft. However, the Falcons were close to finishing a little better, with two tough overtime losses to San Francisco, and the Miami game when Atlanta beat the Dolphins in every statistical category except the scoreboard. In both 49ers games, the Falcons held fourth quarter leads before losing in overtime. In the season-opener at San Francisco the Falcons had a 13-3 fourth quarter lead before the Niners tied the game at 13-13 with 11 seconds to play and then won the game on an overtime field goal. In the rematch at the Georgia Dome, the 49ers erased a 20-7 halftime deficit and then a 31-24 Atlanta lead when they tied the game with 21 seconds left. San Francisco won in overtime with a touchdown for a series sweep.

If the Falcons had the chance to petition the NFL and shorten the season to ten games, the club would have earned the sixth and final playoff spot in the NFC playoff field. After ten games the Falcons were 6-4 after a three-game winning streak, including a big 23-20 win over the Green Bay Packers at Lambeau Field, pushed Atlanta into playoff contention. Unfortunately, the Falcons did not have that power and what happened in the final six games did not follow a theory designed by Einstein, winning just once to fall out of the playoff hunt.

2000

After beginning the season with a 2-1 start that included two key NFC West wins with victories over the San Francisco 49ers and the Carolina Panthers, the Falcons faced a battle for first place in the NFC West with a Week 4 matchup with the then 3-0 St. Louis Rams at the Georgia Dome. Down just 17-13 at the half, the defending Super Bowl Champion Rams were deep in their own territory to open the third quarter. Linebacker Henri Crockett tipped a Kurt Warner pass that was eventually intercepted by defensive end Patrick Kerney to give the Falcons a first down at the St. Louis 16-yard line. The Falcons moved to the five-yard line and appeared to be in position to take the lead. But, a controversial fumble in the pile was picked up by St. Louis safety Keith Lyle, who then raced 94 yards untouched for a touchdown. The Falcons fumbled on the ensuing kickoff and the Rams recovered inside Atlanta territory and took a 27-13 lead in an eventual 41-20 victory.

The Falcons then went on a five-game losing streak before getting back into the win column with a 13-12 win over the Panthers to complete a series sweep of Carolina. But, a six-game losing streak that followed set the Falcons back before ending the year with a win over Kansas City for a 4-12 finish.

1999

The Atlanta Falcons entered the 1999 season with the hopes of defending their 1998 NFC Championship crown and becoming the first NFL team ever to reach the Super Bowl in its own stadium. The Georgia Dome was the site of Super Bowl XXXIV. Unfortunately the setbacks of an 0-4 start led the Falcons to a disappointing 5-11 finish. The Falcons scored 37 and 34 points, respectively, in their final two games to send the club into an offseason hoping to find the missing links that would lift the team back into playoff contention. The disappointing season was further hit when Pro Bowl RB Jamal Anderson was lost for the year in Week 2 with a season-ending knee injury and with early season injuries to starting QB Chris Chandler and injuries to key members of the defensive line.

1998

It was under Reeves' leadership in his second season in Atlanta that the Falcons experienced a year of 'firsts' in 1998. The Falcons enjoyed the first NFC Championship in team history with a dramatic come-from-behind 30-27 overtime victory at Minnesota. Reeves' Falcons advanced to their first Super Bowl (XXXIII) in the 33-year history of the franchise by virtue of the thrilling NFC Title game showing.

The team's first NFC Western Division championship since 1980 was captured with the first 14-win regular season. The 14-2 record was the best mark ever for a Falcons team. (Atlanta finished with an overall record of 16-3). A perfect 8-0 record at home was the first time a Falcon team had gone undefeated ever in its own backyard and the 7-2 road record was another first.

With Reeves at the helm, the Falcons broke several team records in 1998. Atlanta's offense set a new team mark with 442 points scored to finish fourth in the NFL. The unit also scored more total touchdowns (53) and tallied more individual rushing (18) and receiving scores (28) than any other team in franchise history. The Falcons were the best in the NFL in controlling the clock, with an NFL-high in time of possession (33:10).

Other notable highlights for Reeves' 1998 NFC Champions were leading the league in total takeaways (44), turnover differential (+20), and fumble recoveries (25). The 1,203 rushing yards allowed by the defense, including a franchise-low 18 rushing yards at New England, were club records.

For his efforts, Reeves was the unanimous selection as NFL Coach-of-the-Year by every major media outlet, including the Associated Press, the Pro Football Writers Association and The Sporting News.

1997

As the person in charge of making all the football decisions with the Falcons after being hired on January 21, 1997, the product of Americus, Georgia brought with him a lengthy and successful resume to draw from, including head coaching positions with the New York Giants (1993-96) and the Denver Broncos (1981-92).

Atlanta's resurgence under Reeves started at the midway point of the 1997 season. After beginning his Falcons reign with an 0-5 record, the Reeves-led Falcons ended the first half with a 1-7 record. Then the team went on a remarkable 20-4 run that stretched into the 1998 season. The 1997 squad went into the final game of the season with a 7-8 record and a chance to reach the .500 mark before falling at Arizona in the season-finale for a 7-9 finish.

NEW YORK GIANTS (1993-96)

Reeves was named the 14th head coach of the New York Giants on January 27, 1993. Reeves quickly proved to Giants followers just what kind of winner he is when he was named Associated Press Coach of the Year after helping turn the Giants 1992 record of 6-10 into a playoff qualifying 11-5 mark in 1993, the best-ever record for a first-year Giants coach. He became just the second head coach in Giants history to lead his team to the playoffs in his first season with the Giants. Allie Sherman was the first Giants head coach to do so in 1961. In four seasons with the Giants, Reeves compiled a 31-33 regular season record and a 1-1 postseason mark.

Reeves and his staff were faced with many questions before the start of the 1994 season, not the least of which was what kind of production they would get from a young, inexperienced quarterback after Dave Brown took over the reigns following the release of veteran Phil Simms. After a 3-0 start, the Giants fell to 3-7 with a seven-game losing streak. In what many say may have been his best coaching job ever, Reeves and his coaching staff managed to keep the team together as the Giants won their final six games to get back into playoff contention and finish the year with a 9-7 record.

Reeves' 1995 Giants squad lost seven games that were decided on its final drive of the game to finish with a 5-11 mark. In six of those games, the Giants were either tied or leading at some point in the fourth quarter. Despite finishing 6-10 in 1996, Reeves Giants squad closed the year with a last-minute loss to the New England Patriots, the eventual AFC Champion.

DENVER BRONCOS (1981-92)

Reeves was the youngest head coach in the NFL when he assumed command of the Broncos in 1981 at the age of 37. Denver finished that first season with a 10-6 record and narrowly missed a playoff berth. In 1983, a 9-7 mark and a Wild Card berth earned Reeves a second-place finish in the AFC Coach of the Year balloting by UPI, following a 2-7 record in the strike-shortened 1982 season.

In 1986, Reeves' Broncos won the AFC Championship with a team that featured a high-powered passing game that took care of the ball as it established a team record for lowest interception percentage (.029). Even though the Broncos compiled an 11-5 mark in 1985, Denver did not make the playoffs. The performance came on the heels of a 13-3 record in 1984, which gave Denver its highest victory total ever and Reeves was recognized as Coach of the Year.

In 1987, Reeves led an injury-riddled team to a 10-4-1 record, best in the AFC, and its second straight AFC West title. Even though the 1987 season was only 15 games, Denver set or tied numerous single-season team records, including most touchdowns scored and most yards in total offense.

In 1989, Reeves led the Broncos back from an 8-8 mark to their third Super Bowl appearance in four years while garnering AFC Coach of the Year honors. Reeves' record of Super Bowl appearances in that four-year span was the first time an AFC coach had taken his team to the league's championship game with such frequency since Don Shula led the Dolphins to three Super Bowls in 1971, 1972 and 1973.

In 1991, Reeves was named AFC Coach of the Year by the Kansas City 101 Club, the first time the club has ever honored a coach three times while he was coaching the same team, as the Broncos finished with a 12-4 record and earned a spot in the AFC Championship Game. It was the best turnaround effort in the NFL that season after the Broncos had finished with a 5-11 mark in 1990.

Even though his 1992 Denver team finished 8-8, his ballclub was still in the hunt for a Wild Card berth on the season's final weekend when the Broncos lost to the Kansas City Chiefs.

Reeves produced five first-place finishes in the American Football Conference Western Division, three Super Bowl appearances and four AFC Championship Game appearances during his 12 seasons in Denver. From 1981-91 Reeves' record at home was 65-20, the best in the NFL during that stretch of time. He was the only AFC coach in the decade of the 1980s to lead his team to consecutive Super Bowl appearances and he led Denver to seven 10-victory seasons in his 12 years. Under Reeves, the Broncos put together winning streaks of 10 games once, eight games once and four games nine times.

DEVELOPING NFL SUCCESS IN THE EARLY YEARS

Reeves' record of success dates back to his playing days with the Dallas Cowboys. Reeves began his professional playing career as a free agent running back for Dallas after having been an outstanding collegiate quarterback at the University of South Carolina where he is a member of the school's Hall of Fame. Reeves was an all-purpose player during his eight seasons (1965-72) with Dallas (1,990 yards rushing with 25 touchdowns and 129 pass receptions for 1,693 yards and 17 touchdowns), and he finished his playing career as the fifth all-time rusher in Dallas history. In addition, he completed 30 passes, including two for touchdowns, on the halfback option, and he also returned punts and kickoffs at various times.

Reeves' winning background has taken him to the ultimate heights of his profession. He's competed in 48 playoff games (18 as a head coach, 16 as an assistant coach, six as a player-coach and eight as a player). Reeves has been an active participant in an NFL-record nine Super Bowls. His first Super Bowl ring came as a player in 1971 with Dallas when the Cowboys fell, 16-13, to Baltimore in Super Bowl V. In 1972, Reeves received his first World Championship ring when the Cowboys beat Miami, 24-3, in Super Bowl VI. Reeves served on the Dallas staff in the Cowboys 21-17 defeat to Pittsburgh in Super Bowl X, the Cowboys 27-10 win over Denver in Super Bowl XII and the Cowboys 35-31 loss to Pittsburgh in Super Bowl XIII.

THE COACH AND HIS FAMILY

Reeves and his wife Pam, who celebrated their 38th wedding anniversary on June 27, have three children – daughters Dana and Laura and a son Lee. The family also has five granddaughters: Caitlin, Ashley, Morgan, Pamela and Caroline and one grandson; Daniel.

Reeves was at football practice in Americus, Georgia when he noticed Pam when she was walking across the field with the other cheerleaders. Reeves and Pam dated all through high school and through his sophomore year in college. They had not dated for about a year when Reeves said he dreamed about her every night for a week. Reeves called her at college at the University of Georgia and asked her when her Christmas break was and if he could pick her up and drive her home. They started dating again and were engaged during the Christmas holiday.

HOMETOWN ROOTS

Reeves was born in Rome, Georgia on January 19, 1944 but the family moved to a farm in Americus, Georgia when Reeves was a young boy. It was in Americus that Reeves developed his work ethic. When chores need to get done on the farm before you go to school, you learn to live by Reeves' credo: "Get the job done." Reeves never stopped working those farmers' hours. Those hard working hours have proved to be a winning formula.

Reeves athletic career began as the MVP of the Georgia High School All-Star game in Atlanta and as a three-sport star in baseball, basketball and football. As a senior, class of 1961, Reeves was a quarterback on a team that was headed for the state championship until he broke his collarbone in the third week that forced him to miss five games. He returned to lead this team to the consolation prize, a victory over the eventual Class A Champions. A guard on the basketball team, Reeves helped lead Americus to the state championship. He followed that as a starting outfielder on the baseball team that won the state championship.



FROM SOUTH CAROLINA TO THE DALLAS COWBOYS

Following his senior season of football in Americus, the University of South Carolina offered Reeves a scholarship. He played well at South Carolina, where he is a member of the school's Hall of Fame, but was passed over in the NFL draft. That meant that 400 players were selected over him, there being 20 teams and 20 selections in 1964. The Dallas Cowboys saw something they liked and signed him as a free agent. It began a relationship that lasted 15 years as a multipurpose player, a player-coach, backfield coach and then offensive coordinator. Legendary coach Tom Landry said that he liked Reeves' desire and smarts and tried him at many different positions to find a place for him. It was also Landry who convinced Reeves to get into coaching as his playing career started to come to a close.

JIMMY HIGHTOWER AND MARVIN BASS

Two big influences on Reeves besides Tom Landry, are his high school football coach Jimmy Hightower and his college coach Marvin Bass, who is on Reeves current coaching staff as Assistant to the Head Coach/Pro Personnel.

Hightower claims that it was Reeves competitive nature rather than his physical skills that set him apart. "The guy worked on his weaknesses harder than anybody I've ever known. He ran more short sprints than anybody I've ever coached. He got more out of his talent than anybody I've been around."

When Reeves was hired as head coach of the Denver Broncos in 1981, the first person he called to join his coaching staff was Marvin Bass because as Reeves said, " I respect him so much."

Said Reeves on Bass: "A lot of times as head coach you worry about whether coaches will tell you what you want to hear, rather than what you need to hear. You don't have to worry about that with Coach Bass."





Coaching Capsule

"He was one of the strongest competitors I ever had, which gave him a bit of an edge. Very few players possessed his type of understanding of what's going on."

– Former Cowboys Head Coach Tom Landry

- Captured NFL "Coach-of-the-Year" in 1998 for leading Falcons to first Super Bowl en route to a franchise-best 14-2 record.
- With the Broncos, he coached team atop the AFC West standings five times and finished with three 2nd place showings.
- Five Time Coach-of-the-Year in 1984, 1989, 1991, 1993, 1998.
- His 1985 Denver team set offensive records for Total Offense and points scored in an 11-5 campaign.
- In 1986 the Broncos established 35 team and individual club records in an 11-5 season.
- Despite numerous injuries coached Denver to a 10-4-1 record and second consecutive AFC West title in 1987. Among various records set were most Total Offensive yards with 5,624 and most games scoring 20 or more points with 12.
- Ended the 1980's with fourth AFC West crown and third Super Bowl appearance in four years.
- Rebounded from 8-8 mark to post 12-4 record with another Division title in 1991, but lost AFC Championship game by a field goal.
- Turned around Giants in his first season going from 6-10 the previous year to 11-5 and a Playoff berth to win NFL "Coach-of-the-Year" honors in 1993.
- Coordinated the Cowboys offense for an average of 25 points per game in winning Super Bowl XII in 1979. In his last season in Dallas in 1980 his offense produced an average of 28 points per contest for a team which advanced to NFC Championship game.

TOP TWENTY NFL COACHES IN CAREER VICTORIES

(At the start of the 2002 season)

COACH	YRS.	Regular Season				Postseason			Career			
		W	L	T	PCT.	W	L	PCT.	W	L	T	PCT.
1 Don Shula * (Colts, Dolphins)	33	328	156	6	.676	19	17	.528	347	173	6	.665
2 George Halas * (Bears)	40	318	148	31	.671	6	3	.667	324	151	31	.671
3 Tom Landry * (Cowboys)	29	250	162	6	.605	20	16	.556	270	178	6	.601
4 Curly Lambeau * (Packers, Cardinals, Redskins)	33	226	132	22	.624	3	2	.600	229	134	22	.623
5 Paul Brown * (Browns#, Bengals)	25	213	104	9	.667	9	8	.529	222	112	9	.660
6 Chuck Noll * (Steelers)	23	193	148	1	.566	16	8	.667	209	156	1	.572
7 Chuck Knox (Rams, Bills, Seahawks)	22	186	147	1	.558	7	11	.389	193	158	1	.550
8 DAN REEVES (Broncos, Giants, Falcons)	21	178	149	1	.544	10	8	.556	188	157	1	.545
9 Bud Grant * (Vikings)	18	158	96	5	.620	10	12	.455	168	108	5	.607
10 MARTY SCHOTTENHEIMER (Browns, Chiefs, Redskins)	16	153	93	1	.621	5	11	.313	158	104	1	.603
11 Marv Levy * (Chiefs, Bills)	17	143	112	0	.561	11	8	.579	154	120	0	.562
12 Steve Owen * (Giants)	23	151	100	17	.595	2	8	.200	153	108	17	.581
13 Bill Parcells (Giants, Patriots, Jets)	15	138	100	1	.579	11	6	.647	149	106	1	.584
14 Joe Gibbs * (Redskins)	12	124	60	0	.674	16	5	.762	140	65	0	.683
15 Hank Stram (Chiefs, Saints)	17	131	97	10	.571	5	3	.625	136	100	10	.573
16 Weeb Ewbank * (Colts, Jets)	20	130	129	7	.502	4	1	.800	134	130	7	.507
17 Mike Ditka ^ (Bears, Saints)	14	121	95	0	.560	6	6	.500	127	101	0	.557
18 JIM MORA (Saints, Colts)	15	125	106	0	.541	0	6	.000	125	112	0	.527
19 GEORGE SEIFERT (49ers, Panthers)	11	114	62	0	.648	10	5	.667	124	67	0	.649
20 Sid Gillman * (Rams, Chargers, Oilers)	18	122	99	7	.550	1	5	.167	123	104	7	.541

2001 Notes:

Coaches Active In 2001 in CAPS

No new coaches entered the Top 20 during the 2001 season.

Next in Line: Of those coaches currently active, Mike Holmgren (108 wins), and Bill Cowher (105 wins) are the closest to a Top Twenty ranking in coaching victories.

- Paul Brown's total reflects record from the All-America Football Conference (AAFC) and NFL

* Pro Football Hall of Fame Member

^ - Enshrined in Pro Football Hall of Fame as a player

Personal Resume**DAN REEVES**

Born: Jan. 19, 1944, Rome, Georgia, moved to farm near Americus, Ga. (when six weeks old)

High School: Americus, Class of '61

Football - Broke collarbone as senior quarterback but returned weeks later to help team beat eventual state champs. MVP of Ga. H.S. All-Star game in Atlanta.

Basketball - Helped capture state basketball title as guard by hitting four free throws late in game.

Baseball - Played on state baseball champion as starting left fielder.

College: South Carolina...1962-64...Quarterback...2nd team All-ACC under Coach Marvin Bass...Set 10 school records...Passed for 2,561 yards on 221-441 with 16 TD's...3 100-yard rushing games for 3,376 total yards...Inducted into USC Hall of Fame.

NFL: Undrafted free agent with Dallas Cowboys...1965-72...Rookie with QB's Craig Morton & Jerry Rhome and DT Jethro Pugh...Teammate and assistant coach with Mike Ditka...First Cowboy to ever score 4 TD's in a game ('67)...Held record for most TD's in a season (16) in '66 until Emmitt Smith broke it in '92...Rushed 535 for 1,990 yards with 25 TD's...Caught 129 passes for 1,693 yards with 17 TD's...Completed 14 of 32 for 370 yards and 2 TD's.



Family: Married (38 years) high school sweetheart, Pam. Three grown children; daughters Dana, Laura, and one son, Lee. Older granddaughters Caitlin, Ashley, Morgan, Pamela, twins Daniel and Caroline...Mother, Ann, and father, Charles Edward (Edd)...Mother still lives in Americus...Two brothers, Charles, graduate of Ga. Tech (President of T Club) and Butch, graduate & football player at South Carolina...Sister, JoAnn, graduate of Georgia...Voted into Georgia Hall of Fame..."I really can't remember when family wasn't important to me."

Football Influences: Cowboys Hall of Fame Coach Tom Landry...Ex-South Carolina Head Coach Marv Bass...Americus High School coach Jimmy Hightower.



“

Everything I've really accomplished as far as coaching is concerned is definitely related to what I learned from Coach Landry. I had no ambitions of ever coaching until I was around him.

”

REEVES' NFL RECORD

Regular Season

Year	Team	Won	Lost	Tied	Pct	Finish
1981	Denver	10	6	0	.625	2nd, AFC West
1982	Denver	2	7	0	.222	12th, AFC
1983	Denver	9	7	0	.563	3rd, AFC West (Wild Card)
1984	Denver	13	3	0	.813	AFC West Champion
1985	Denver	11	5	0	.688	2nd, AFC West
1986	Denver	11	5	0	.688	AFC West Champion
1987	Denver	10	4	1	.700	AFC West Champion
1988	Denver	8	8	0	.500	2nd, AFC West
1989	Denver	11	5	0	.688	AFC West Champion
1990	Denver	5	11	0	.313	5th, AFC West
1991	Denver	12	4	0	.750	AFC West Champion
1992	Denver	8	8	0	.500	3rd, AFC West
1993	N.Y. Giants	11	5	0	.688	2nd, NFC East
1994	N.Y. Giants	9	7	0	.563	2nd, NFC East
1995	N.Y. Giants	5	11	0	.313	4th, NFC East
1996	N.Y. Giants	6	10	0	.375	5th, NFC East
1997	Atlanta	7	9	0	.438	3rd, NFC West
1998	Atlanta	14	2	0	.875	1st, NFC West
1999	Atlanta	5	11	0	.313	3rd, NFC West
2000	Atlanta	4	12	0	.250	4th, NFC West
2001	Atlanta	7	9	0	.438	4th, NFC West
Totals:	(21 Years)	178	149	1		

Post-Season

Year	Team	Won	Lost	Finish
1983	Denver	0	1	Lost at Seattle (Wild Card)
1984	Denver	0	1	Lost to Pittsburgh (Div. Playoff)
1986	Denver	2	1	Def. N.E., Def. Clev, Lost in SB (NYG)
1987	Denver	2	1	Def. Hou, Def. Clev, Lost in SB (Wash)
1989	Denver	2	1	Def. Pitt, Def. Clev, Lost in SB (S.F.)
1991	Denver	1	1	Def. Hou, Lost at Buff (AFC title game)
1993	N.Y. Giants	1	1	Def. Minn, Lost at S.F. (Div. Playoff)
1998	Atlanta	2	1	Def. S.F., Def. Minn, Lost SB (Den)

Playoff Totals: **10** **8** **4 Super Bowl Appearances**

REEVES - THE PLAYER AND ASSISTANT COACH

1965-69Running BackDallas Cowboys
1970-71Player/CoachDallas Cowboys
1972Running Backs CoachDallas Cowboys
1974Special Teams CoachDallas Cowboys
1975-76Running Backs CoachDallas Cowboys
1977-80Offensive CoordinatorDallas Cowboys

ACCOMPLISHMENTS

- The winningest active coach with 178 regular-season victories.
- NFL Coach-of-the-Year in 1993 and 1998; AFC top honors in 1984, 1989, 1991.
- Reached 4 Super Bowls, 4 AFC Championship Games, 1 NFC Title Game, 1 NFC West Title, 5 AFC West Titles.
- Compiled 11 winning seasons, two .500 seasons.
- Participated in 48 playoff games and 9 Super Bowls as NFL player and coach.
- Took Giants from 6-10 to 11-5 and playoffs in first season in New York.
- One of only two NFL coaches in 1980's to take team to back-to-back Super Bowls.
- Posted 72-21 (77%) winning mark at Mile High Stadium.

REEVES VS. THE NFL

REGULAR SEASON

	Overall			Home			Away		
	W	L	T	W	L	T	W	L	T
AFC East	3	6	0	1	1	0	2	5	0
Buffalo									
Indianapolis	8	2	0	5	0	0	3	2	0
Miami	3	2	0	1	1	0	2	1	0
N.E.	7	2	0	5	2	0	2	0	0
N.Y. Jets	2	3	0	1	1	0	1	2	0
TOTALS	23	15	0	13	5	0	10	10	0

	Overall			Home			Away		
	W	L	T	W	L	T	W	L	T
AFC Central	0	1	0	0	1	0	0	0	0
Baltimore									
Cincinnati	5	1	0	5	0	0	0	1	0
Cleveland	7	2	0	3	1	0	4	1	0
Hou/Tenn	4	3	0	2	1	0	2	2	0
Jacksonville	0	1	0	0	1	0	0	0	0
Pittsburgh	5	4	0	2	2	0	3	2	0
TOTALS	21	12	0	12	6	0	9	6	0

	Overall			Home			Away		
	W	L	T	W	L	T	W	L	T
AFC West	0	2	0	0	1	0	0	1	0
Denver									
Kansas City	16	9	0	12	1	0	4	8	0
Oakland	10	16	0	6	7	0	4	9	0
San Diego	16	10	0	10	3	0	6	7	0
Seattle	13	14	0	9	4	0	4	10	0
TOTALS	55	51	0	37	16	0	18	35	0

AFC TOTALS	99	78	0	62	27	0	37	51	0
-------------------	-----------	-----------	----------	-----------	-----------	----------	-----------	-----------	----------

	Overall			Home			Away		
	W	L	T	W	L	T	W	L	T
NFC East	9	4	0	5	1	0	4	3	0
Arizona									
Dallas	4	8	0	4	3	0	0	5	0
N.Y. Giants	2	3	0	1	2	0	1	1	0
Philadelphia	7	8	0	4	4	0	3	4	0
Washington	8	3	0	4	1	0	4	2	0
TOTALS	30	26	0	18	11	0	12	15	0

	Overall			Home			Away		
	W	L	T	W	L	T	W	L	T
NFC Central	3	6	0	2	3	0	1	3	0
Chicago									
Detroit	5	4	0	2	1	0	3	3	0
Green Bay	3	1	1	2	0	0	1	1	1
Minnesota	4	4	0	3	2	0	1	2	0
Tampa Bay	2	3	0	1	2	0	1	1	0
TOTALS	17	18	1	10	8	0	6	10	1

	Overall			Home			Away		
	W	L	T	W	L	T	W	L	T
NFC West	2	1	0	1	1	0	1	0	0
Atlanta									
Carolina	7	4	0	4	1	0	3	3	0
New Orleans	10	6	0	5	3	0	5	3	0
San Francisco	6	8	0	5	2	0	1	6	0
St. Louis	7	8	0	4	3	0	3	5	0
TOTALS	32	27	0	19	10	0	13	17	0

NFC TOTALS	79	71	1	47	29	0	32	42	1
-------------------	-----------	-----------	----------	-----------	-----------	----------	-----------	-----------	----------

NFL TOTALS	178	149	1	109	56	0	69	93	1
-------------------	------------	------------	----------	------------	-----------	----------	-----------	-----------	----------

DAN REEVES IN THE POSTSEASON

	OVERALL			HOME			AWAY			NEUTRAL		
	W	L	T	W	L	T	W	L	T	W	L	T
Buffalo	0	1	0	0	0	0	0	1	0	0	0	0
Cleveland	3	0	0	2	0	0	1	0	0	0	0	0
Denver	0	1	0	0	0	0	0	0	0	0	1	0
Houston	2	0	0	2	0	0	0	0	0	0	0	0
Minnesota	2	0	0	1	0	0	1	0	0	0	0	0
New England	1	0	0	1	0	0	0	0	0	0	0	0
NY Giants	0	1	0	0	0	0	0	0	0	0	1	0
Pittsburgh	1	1	0	1	1	0	0	0	0	0	0	0
San Francisco	1	2	0	1	0	0	0	1	0	0	1	0
Seattle	0	1	0	0	0	0	0	1	0	0	0	0
Washington	0	1	0	0	0	0	0	0	0	0	1	0
Totals	10	8	0	8	1	0	2	3	0	0	4	0

DAN REEVES ON MONDAY NIGHT FOOTBALL

OVERALL: 12-11 HOME: 7-4 ROAD: 5-7

<u>DATE</u>	<u>OPPONENT</u>	<u>SCORE</u>
11/2/81	vs. Minnesota	19-17 (W)
10/15/84	vs. Green Bay	17-14 (W)
11/11/85	vs. San Francisco	17-16 (W)
9/15/86	at Pittsburgh	21-10 (W)
10/20/86	at Jets	10-22 (L)
10/12/87	vs. Raiders	30-14 (W)
11/16/87	vs. Chicago	31-29 (W)
9/26/88	vs. Raiders (OT)	27-30 (L)
10/31/88	at Indianapolis	23-55 (L)
9/18/89	at Buffalo	28-14 (W)
11/20/89	at Washington	14-10 (W)
9/17/90	vs. Kansas City	24-23 (W)
10/8/90	vs. Cleveland	29-30 (L)
10/12/92	at Washington	3-34 (L)
11/30/92	at Seattle (OT)	13-16 (L)
12/20/93	at New Orleans	24-14 (W)
10/10/94	vs. Minnesota	10-27 (L)
11/7/94	at Dallas	10-38 (L)
11/21/94	at Houston	16-13 (W)
9/4/95	vs. Dallas	0-35 (L)
9/20/99	at Dallas	7-24 (L)
10/25/99	at Pittsburgh	9-13 (L)
1/3/00	vs. San Francisco	34-29 (W)

DAN REEVES IN OVERTIME

Overall record: 10-13-1 Home: 5-8 Away 5-5-1

<u>DATE</u>	<u>OPPONENT</u>	<u>SCORE</u>
11/8/81	vs. Cleveland	23-20 (W)
10/28/84	at Raiders	22-19 (W)
10/20/85	vs. Seattle	13-10 (W)
11/17/85	vs. San Diego	30-24 (W)
11/24/85	at Raiders	28-31 (L)
12/8/85	vs. Raiders	14-17 (L)
1/11/87	at Cleveland	23-20 (W) AFC Champ.
9/20/87	at Green Bay (Milw.)	17-17 (T)
9/26/88	vs. Raiders	27-30 (L)
10/9/88	at San Francisco	16-13 (W)
10/22/89	at Seattle	24-21 (W)
12/3/89	at Raiders	13-16 (L)
9/23/90	vs. Seattle	34-31 (W)
11/18/90	vs. Chicago	13-16 (L)
11/30/92	at Seattle	13-16 (L)
1/2/94	vs. Dallas	13-16 (L)
10/30/94	vs. Detroit	25-28 (L)
9/10/95	at Kansas City	17-20 (L)
10/8/95	vs. Arizona	27-21 (W)
9/1/96	vs. Buffalo	20-23 (L)
1/17/99	at Minnesota	30-27 (W) NFC Champ.
10/3/99	vs. Baltimore	13-19 (L)
9/9/01	at San Francisco	13-16 (L)
10/14/01	vs. San Francisco	13-37 (L)

DAN REEVES' COACHING RECORD (DENVER BRONCOS)

Denver Broncos (1981-92)

1981 (10-6)

9/6	Oakland	9-7	W
9/13	at Seattle	10-13	L
9/20	Baltimore	28-10	W
9/27	San Diego	42-24	W
10/4	at Oakland	17-0	W
10/11	Detroit	27-21	W
10/18	at Kansas City	14-28	L
10/25	at Buffalo	7-9	L
11/2	Minnesota	19-17	W
11/8	Cleveland	23-20	W(OT)
11/15	at Tampa Bay	24-7	W
11/22	at Cincinnati	21-38	L
11/29	at San Diego	17-34	L
12/6	Kansas City	16-13	W
12/13	Seattle	23-13	W
12/20	at Chicago	24-35	L

1982 (2-7)

9/12	San Diego	3-23	L
9/19	San Francisco	24-21	W
11/21	Seattle	10-17	L
11/28	at San Diego	20-30	L
12/5	Atlanta	27-34	L
12/12	at LA Rams	27-24	W
12/19	Kansas City	16-37	L
12/26	at LA Raiders	10-27	L
1/2	at Seattle	11-13	L

1983 (9-7)

9/4	at Pittsburgh	14-10	W
9/11	at Baltimore	17-10	W
9/18	Philadelphia	10-13	L
9/25	LA Raiders	7-22	L
10/2	at Chicago	14-31	L
10/9	at Houston	26-14	W
10/16	Cincinnati	24-17	W
10/23	San Diego	14-6	W
10/30	Kansas City	27-24	W
11/6	at Seattle	19-27	L
11/13	at LA Raiders	20-22	L
11/20	Seattle	38-27	W
11/27	at San Diego	7-31	L
12/4	Cleveland	27-6	W
12/11	Baltimore	21-19	W
12/18	at Kansas City	17-48	L

AFC Wild Card

12/24	at Seattle	7-31	L
-------	------------	------	---

1984 (13-3)

9/2	Cincinnati	20-17	W
9/9	at Chicago	0-27	L
9/16	at Cleveland	24-14	W
9/23	Kansas City	21-0	W
9/30	LA Raiders	16-13	W
10/7	at Detroit	28-7	W
10/15	Green Bay	17-14	W
10/21	at Buffalo	37-7	W
10/28	at LA Raiders	22-19	W(OT)
11/4	New England	26-19	W
11/11	at San Diego	16-13	W
11/18	Minnesota	42-21	W
11/25	Seattle	24-27	L
12/2	at Kansas City	13-16	L
12/9	San Diego	16-13	W
12/15	at Seattle	31-14	W

AFC Playoff

12/20	Pittsburgh	17-24	L
-------	------------	-------	---

1985 (11-5)

9/8	at LA Rams	16-20	L
9/15	New Orleans	34-23	W
9/22	at Atlanta	44-28	W
9/29	Miami	26-30	L
10/6	Houston	31-20	W
10/13	at Indianapolis	15-10	W
10/20	Seattle	13-10	W(OT)
10/27	at Kansas City	30-10	W
11/3	at San Diego	10-30	L
11/11	San Francisco	17-16	W
11/17	San Diego	30-24	W(OT)
11/24	at LA Raiders	28-31	L(OT)
12/1	at Pittsburgh	31-23	W
12/8	LA Raiders	14-17	L(OT)
12/14	Kansas City	14-13	W
12/20	at Seattle	27-24	W

1986 (11-5)

9/7	LA Raiders	38-36	W
9/15	at Pittsburgh	21-10	W
9/21	at Philadelphia	33-7	W
9/28	New England	27-20	W
10/5	Dallas	29-14	W
10/12	at San Diego	31-14	W
10/20	at NY Jets	10-22	L
10/26	Seattle	20-13	W
11/2	at LA Raiders	21-10	W
11/9	San Diego	3-9	L
11/16	Kansas City	38-17	W
11/23	at NY Giants	16-19	L
11/30	Cincinnati	34-28	W
12/7	at Kansas City	10-37	L
12/13	Washington	31-30	W
12/20	at Seattle	16-41	L

AFC Playoff

1/4	New England	22-17	W
-----	-------------	-------	---

AFC Championship Game

1/11	at Cleveland	23-20	W(OT)
------	--------------	-------	-------

Super Bowl XXI

1/25	vs. NY Giants	20-39	L
------	---------------	-------	---

DAN REEVES' COACHING RECORD (DENVER BRONCOS)

1987 (10-4-1)

9/13	Seattle	40-17	W
9/20	at Green Bay	17-17	T (OT)
10/4	Houston	10-40	L
10/12	LA Raiders	30-14	W
10/18	at Kansas City	26-17	W
10/26	at Minnesota	27-34	L
11/1	Detroit	34-0	W
11/8	at Buffalo	14-21	L
11/16	Chicago	31-29	W
11/22	at LA Raiders	23-17	W
11/29	at San Diego	31-17	W
12/6	New England	31-20	W
12/13	at Seattle	21-28	L
12/19	Kansas City	20-17	W
12/27	San Diego	24-0	W

AFC Playoff

1/10 Houston 34-10 W

AFC Championship Game

1/17 Cleveland 38-33 W

Super Bowl XXII

1/31 Washington 10-42 L

1988 (8-8)

9/4	Seattle	14-21	L
9/11	San Diego	34-3	W
9/18	at Kansas City	13-20	L
9/26	LA Raiders	27-30	L(OT)
10/2	at San Diego	12-0	W
10/9	at San Francisco	16-13	W(OT)
10/16	Atlanta	30-14	W
10/23	at Pittsburgh	21-39	L
10/31	at Indianapolis	23-55	L
11/6	Kansas City	17-11	W
11/13	Cleveland	30-7	W
11/20	at New Orleans	0-42	L
11/27	LA Rams	35-24	W
12/4	at LA Raiders	20-21	L
12/11	at Seattle	14-42	L
12/17	New England	21-10	W

1989 (11-5)

9/10	Kansas City	34-20	W
9/18	at Buffalo	28-18	W
9/24	LA Raiders	31-21	W
10/1	at Cleveland	13-16	L
10/8	San Diego	16-10	W
10/15	Indianapolis	14-3	W
10/22	at Seattle	24-21	W(OT)
10/29	Philadelphia	24-28	L
11/5	Pittsburgh	34-7	W
11/12	at Kansas City	16-13	W
11/20	at Washington	14-10	W
11/26	Seattle	41-14	W
12/3	at LA Raiders	13-16	L(OT)
12/10	NY Giants	7-14	L
12/16	at Phoenix	37-0	W
12/24	at San Diego	16-19	L

AFC Playoff

1/7 Pittsburgh 24-23 W

AFC Championship Game

1/14 Cleveland 37-21 W

Super Bowl XXIV

1/28 San Francisco 10-55 L

1990 (5-11)

9/9	at LA Raiders	9-14	L
9/17	Kansas City	24-23	W
9/23	Seattle	34-31	W(OT)
9/30	at Buffalo	28-29	L
10/8	Cleveland	29-30	L
10/14	Pittsburgh	17-34	L
10/21	at Indianapolis	27-17	W
11/4	at Minnesota	22-27	L
11/11	at San Diego	7-19	L
11/18	Chicago	13-16	L(OT)
11/22	at Detroit	27-40	L
12/2	LA Raiders	20-23	L
12/9	at Kansas City	20-31	L
12/16	San Diego	20-10	W
12/23	at Seattle	12-17	L
12/20	Green Bay	22-13	W

1991 (12-4)

9/1	Cincinnati	45-14	W
9/8	at LA Raiders	13-16	L
9/15	Seattle	16-10	W
9/22	San Diego	27-19	W
9/29	at Minnesota	13-6	W
10/6	at Houston	14-42	L
10/20	Kansas City	19-16	W
10/27	at New England	9-6	W
11/3	Pittsburgh	20-13	W
11/10	LA Raiders	16-17	L
11/17	at Kansas City	24-20	W
11/24	at Seattle	10-13	L
12/1	New England	20-3	W
12/8	at Cleveland	17-7	W
12/15	Phoenix	24-19	W
12/22	at San Diego	17-14	W

AFC Playoff

1/4 Houston 26-24 W

AFC Championship Game

1/12 at Buffalo 7-10 L

1992 (8-8)

9/6	LA Raiders	17-13	W
9/13	San Diego	21-13	W
9/20	at Philadelphia	0-30	L
9/27	at Cleveland	12-0	W
10/4	Kansas City	20-19	W
10/12	at Washington	3-34	L
10/18	Houston	27-21	W
10/25	at San Diego	21-24	L
11/8	NY Jets	27-16	W
11/15	NY Giants	27-13	W
11/22	at LA Raiders	0-24	L
11/30	at Seattle	13-16	L(OT)
12/6	Dallas	27-31	L
12/12	at Buffalo	17-27	L
12/20	Seattle	10-6	W
12/27	at Kansas City	20-42	L

DAN REEVES' COACHING RECORD (NEW YORK GIANTS)

New York Giants (1993-96)

1993 (11-5)

9/5	at Chicago	26-20	W
9/12	Tampa Bay	23-7	W
9/19	LA Rams	20-10	W
10/3	at Buffalo	14-17	L
10/10	at Washington	41-7	W
10/17	Philadelphia	21-10	W
10/31	NY Jets	6-10	L
11/7	at Dallas	9-31	L
11/14	Washington	20-6	W
11/21	at Philadelphia	7-3	W
11/28	Phoenix	19-17	W
12/5	at Miami	19-14	W
12/12	Indianapolis	20-6	W
12/20	at New Orleans	24-14	W
12/26	at Phoenix	6-17	L
1/2	Dallas	13-16	L(OT)

NFC Wild Card

1/9	Minnesota	17-10	W
-----	-----------	-------	---

NFC Playoff Game

1/15	at San Francisco	3-44	L
------	------------------	------	---

1994 (9-7)

9/4	Philadelphia	28-23	W
9/11	at Arizona	20-17	W
9/18	Washington	31-23	W
10/2	at New Orleans	22-27	L
10/10	Minnesota	10-27	L
10/16	at LA Rams	10-17	L
10/23	Pittsburgh	6-10	L
10/30	Detroit	25-28	L(OT)
11/7	at Dallas	10-38	L
11/13	Arizona	9-10	L
11/21	at Houston	13-10	W
11/27	at Washington	21-19	W
12/4	at Cleveland	16-13	W
12/11	Cincinnati	27-20	W
12/18	at Philadelphia	16-13	W
12/24	Dallas	15-10	W

1995 (5-11)

9/4	Dallas	0-35	L
9/10	at Kansas City	17-20	L(OT)
9/17	at Green Bay	6-14	L
9/24	New Orleans	45-29	W
10/1	at San Francisco	6-20	L
10/8	Arizona	27-21	W(OT)
10/15	Philadelphia	14-17	L
10/29	at Washington	24-15	W
11/5	at Seattle	28-30	L
11/12	Oakland	13-17	L
11/19	at Philadelphia	19-28	L
11/26	Chicago	24-27	L
11/30	at Arizona	10-6	W
12/10	Washington	20-13	W
12/17	at Dallas	20-21	L
12/23	San Diego	17-27	L

1996 (6-10)

9/1	Buffalo	20-23	L(OT)
9/8	at Dallas	0-27	L
9/15	Washington	10-31	L
9/22	at NY Jets	13-6	W
9/29	Minnesota	15-10	W
10/13	Philadelphia	10-19	L
10/20	at Washington	21-31	L
10/27	at Detroit	35-7	W
11/3	Arizona	16-8	W
11/10	at Carolina	17-27	L
11/17	at Arizona	23-31	L
11/24	Dallas	20-6	W
12/1	at Philadelphia	0-24	L
12/8	at Miami	17-7	W
12/15	New Orleans	3-17	L
12/21	New England	22-23	L

DAN REEVES' COACHING RECORD (ATLANTA FALCONS)

Atlanta Falcons

1997 (7-9)

8-31	at Detroit	17-28	L
9-7	Carolina	6-9	L
9-14	Oakland	31-36	L
9-21	at San Francisco	7-34	L
9-28	Denver	21-29	L
10-12	at New Orleans	23-17	W
10-19	San Francisco	28-35	L
10-26	at Carolina	12-21	L
11-2	St. Louis	34-31	W
11-9	Tampa Bay	10-31	L
11-16	at St. Louis	27-21	W
11-23	New Orleans	20-3	W
11-30	at Seattle	24-17	W
12-7	at San Diego	14-3	W
12-14	Philadelphia	20-17	W
12-21	at Arizona	26-29	L

1998 (14-2)

9-6	at Carolina	19-14	W
9-13	Philadelphia	17-12	W
9-27	at San Francisco	20-31	L
10-4	Carolina	51-23	W
10-11	at N.Y. Giants	34-20	W
10-18	New Orleans	31-23	W
10-25	at N.Y. Jets	3-28	L
11-1	St. Louis	37-15	W
11-8	at New England	41-10	W
11-15	San Francisco	31-19	W
11-22	Chicago	20-13	W
11-29	at St. Louis	21-10	W
12-6	Indianapolis	28-21	W
12-13	at New Orleans	27-17	W
12-20	at Detroit	24-17	W
12-27	Miami	38-16	W

Divisional Playoff Game

1-9 San Francisco 20-18 W

NFC Championship Game

1-17 at Minnesota 30-27 W(OT)

Super Bowl XXXIII

1-31 vs Denver 19-34 L

1999 (5-11)

9-12	Minnesota	14-17	L
9-20	at Dallas	7-24	L
9-26	at St. Louis	7-35	L
10-3	Baltimore	13-19	L (OT)
10-10	at New Orleans	20-17	W
10-17	St. Louis	13-41	L
10-25	at Pittsburgh	9-13	L
10-31	Carolina	27-20	W
11-7	Jacksonville	7-30	L
11-21	at Tampa Bay	10-19	L
11-28	at Carolina	28-34	L
12-5	New Orleans	35-12	W
12-12	at San Francisco	7-26	L
12-19	at Tennessee	17-30	L
12-26	Arizona	37-14	W
1-3	San Francisco	34-29	W

2000 (4-12)

09-03	San Francisco	36-28	W
09-10	at Denver	14-42	L
09-17	at Carolina	15-10	W
09-24	St. Louis	20-41	L
10-01	at Philadelphia	10-38	L
10-08	New York Giants	6-13	L
10-15	at St. Louis	29-45	L
10-22	New Orleans	19-21	L
10-29	Carolina	13-12	W
11-05	Tampa Bay	14-27	L
11-12	at Detroit	10-13	L
11-19	at San Francisco	6-16	L
11-26	at Oakland	14-41	L
12-03	Seattle	10-30	L
12-17	at New Orleans	7-23	L
12-24	Kansas City	29-13	W

2001 (7-9)

09-09	at San Francisco	13-16	L(OT)
09-23	Carolina	24-16	W
09-30	at Arizona	34-14	W
10-07	Chicago	3-31	L
10-14	San Francisco	31-37	L(OT)
10-21	at New Orleans	20-13	W
11-04	New England	10-24	L
11-11	Dallas	20-13	W
11-18	at Green Bay	23-20	W
11-25	at Carolina	10-7	W
12-02	St. Louis	6-35	L
12-09	New Orleans	10-28	L
12-16	at Indianapolis	27-41	L
12-23	Buffalo	33-30	W
12-30	at Miami	14-21	L
01-06	at St. Louis	13-31	L



FALCONS WIN-LOSS RECORDS UNDER DAN REEVES

General Records:	1997	1998	1999	2000	2001
Overall Record	7-9	14-2	5-11	4-12	7-9
Home	3-5	8-0	4-4	3-5	3-5
Away	4-4	6-2	1-7	1-7	4-4
Falcons win coin toss	3-4	10-0	2-3	2-4	5-4
Falcons lose coin toss	4-5	4-2	3-8	2-8	2-5
Scoring first	5-5	10-0	3-1	2-4	6-5
Opponent scores first	3-3	4-2	2-10	2-8	1-4
Leading at halftime	6-2	9-0	4-2	2-1	3-2
Trailing at halftime	1-6	2-2	1-9	1-10	2-7
Leading after three quarters	7-1	12-0	4-2	2-1	5-2
Tied after three quarters	0-0	0-0	0-0	1-0	1-0
Trailing after three quarters	1-7	2-2	1-9	1-11	1-7
In overtime	0-0	0-0	0-1	0-0	0-2
Outcomes of 7 points or less	3-2	5-0	2-3	1-1	2-2
Outcomes of 3 points or less	2-2	0-0	1-1	1-2	3-1
Individual Falcons 100-yard rusher	1-1	12-1	1-0	1-1	1-0
Individual Falcons 100-yard receiver	1-1	6-1	0-2	1-1	1-0
Individual Falcons 300-yard passer	0-0	1-0	1-1	0-0	2-0
Falcons out-gain opposition	2-3	9-0	2-4	3-1	5-2
Falcons out-rush opposition	6-3	13-0	3-0	3-3	3-5
Falcons out-pass opposition	2-5	1-0	3-6	1-3	2-3
Opponent individual 100-yard rusher	1-2	1-0	0-6	0-4	2-5
Opponent individual 100-yard receiver	2-2	5-1	2-3	0-4	0-4
Opponent individual 300-yard passer	1-1	3-1	1-0	0-3	3-1
Turnovers:					
Positive	4-2	11-0	3-0	3-1	4-3
Even	2-3	2-0	1-2	1-2	0-3
Negative	1-4	1-2	1-9	0-9	3-3
Surface:					
On grass	1-3	2-1	0-4	1-3	3-2
On artificial turf	6-6	12-1	5-7	3-9	4-7
Outdoors	1-3	3-2	0-6	1-4	3-2
Indoors	6-6	11-0	5-5	3-8	4-7
By Month:					
August	0-1	0-0	0-0	0-0	0-0
September	0-4	2-1	0-3	2-2	2-1
October	1-2	3-1	2-3	1-4	1-2
November	4-1	5-0	0-3	0-4	3-1
December	2-1	4-0	2-2	1-2	1-4
January	0-0	0-0	1-0	0-0	0-1
By Conference/Division:					
AFC Opponents	2-2	3-1	0-4	1-3	1-3
AFC East	0-0	3-1	0-0	0-0	1-3
AFC Central	0-0	0-0	0-4	0-0	0-0
AFC West	2-2	0-0	0-0	1-3	0-0
NFC Opponents	5-7	11-1	5-7	3-9	6-6
NFC East	1-2	2-0	0-2	0-2	1-1
NFC West	4-4	7-1	4-4	3-5	3-5
Time Of Game:					
On Sunday Night	0-1	1-0	0-1	0-1	0-0
On Monday Night Football	0-0	0-0	1-2	0-0	0-0

HEAD COACHES RECORDS

REGULAR SEASON

COACH	SEASONS	YEARS	W	L	T	PCT
Norb Hecker	3	1966-68	4	26	1	.145
Norm Van Brocklin	7	1968-74	37	49	3	.433
Marion Campbell	6	1974-76, 87-89	17	51	0	.250
Pat Pepler	1	1976	3	6	0	.333
Leeman Bennett	6	1977-82	47	44	0	.516
Dan Henning	3	1983-86	22	41	1	.352
Jim Hanifan	1	1989	0	4	0	.000
Jerry Glanville	4	1990-93	28	38	0	.424
June Jones	3	1994-96	19	29	0	.396
Dan Reeves	5	1997-01	37	43	0	.463

Notes: Hecker was replaced by Van Brocklin after the first three games in 1968. Van Brocklin was replaced by Campbell after the first eight games in 1974. Campbell was replaced by Pepler after the first five games in 1976. Campbell was replaced by Hanifan after the first 12 games in 1989.

POSTSEASON

COACH	SEASONS	YEARS	W	L	T	PCT
Leeman Bennett	6	1977-82	1	3	0	.250
Jerry Glanville	4	1990-93	1	1	0	.500
June Jones	3	1994-96	0	1	0	.000
Dan Reeves	5	1997-01	2	1	0	.667

PRESEASON

COACH	SEASONS	YEARS	W	L	T	PCT
Norb Hecker	3	1966-68	4	10	1	.267
Norm Van Brocklin	7	1968-74	16	16	0	.500
Marion Campbell	6	1974-76, 87-89	9	15	0	.375
Leeman Bennett	6	1977-82	10	17	0	.370
Dan Henning	3	1983-86	7	9	0	.438
Jerry Glanville	4	1990-93	8	8	0	.500
June Jones	3	1994-96	7	6	0	.538
Dan Reeves	5	1997-01	12	9	0	.571

OPENING DAY GAMES

COACH	SEASONS	YEARS	W	L	T	PCT
Norb Hecker	3	1966-68	0	3	0	.000
Norm Van Brocklin	7	1968-74	5	1	0	.833
Marion Campbell	6	1974-76, 87-89	0	5	0	.000
Leeman Bennett	6	1977-82	5	1	0	.833
Dan Henning	3	1983-86	3	1	0	.750
Jerry Glanville	4	1990-93	2	2	0	.500
June Jones	3	1994-96	1	2	0	.333
Dan Reeves	5	1997-01	2	3	0	.400



WADE PHILLIPS



**DEFENSIVE
COORDINATOR**

ATLANTA FALCONS

The Falcons hired a 25-year NFL coaching veteran on February 2, 2002 with a proven track record of success in constructing defenses with the addition of Wade Phillips as Defensive Coordinator. Phillips replaces Don Blackmon, who served in that capacity in 2001.

Phillips will be in charge of the defense for his fifth NFL team, following stints in New Orleans (1981-85), Philadelphia (1986-88), Denver (1989-92) and Buffalo (1995-97). His most recent NFL post was serving as Vice President of Football Operations and Head Coach of the Buffalo Bills for three seasons from 1998-2000, compiling a record of 29-19.

In his first two seasons in Buffalo, Phillips' team won 21 games, the third-most in the league over that period behind only Minnesota and Jacksonville (with 25 victories each). The Bills were 10-6 and advanced to the playoffs in his first year at the helm in 1998, which was a vast improvement from a 6-10 mark in 1997. It was the most successful campaign of any first-year head coach in Bills history. Buffalo's season ended with a close 24-17 loss at Miami in an AFC Wild Card game. Phillips' first season in Buffalo was even more impressive considering the fact that Bills became just the fourth team in NFL history to make the playoffs despite starting out the season 0-3.

Buffalo produced an 11-5 record and returned to the Playoffs in 1999, where it lost another close decision, this time to the eventual AFC Champion Tennessee Titans 22-16. Buffalo's winning formula included a strong defense that finished No. 1 overall in the NFL and established a number of club records for defensive excellence. The Bills finished with an 8-8 record in Phillips' final season in 2000.

Prior to his promotion in Buffalo, Phillips served as the club's Defensive Coordinator for three seasons from 1995-97. Under his direction in 1996, Buffalo led the NFL with 49 quarterback sacks as Phillips tutored the NFL's Most Valuable Player, Bryce Paup, who led the league with 17.5 sacks. With Phillips' leadership in 1996, the Bills' defense continued to establish itself as one of the top units in the NFL by posting league bests in several categories. Buffalo's defense was the best in fewest touchdown passes allowed (22), opponents lowest rushing average (3.4) and forced punts (34). Phillips' 1996 defense also finished second in the league in opponents lowest average yards per play (4.3), completion percentage (52%) and total sacks (48).

Phillips' resume as a head coach also includes a stint in Denver from 1993-94, following Dan Reeves' tenure. He guided the Broncos to a Playoff berth in his first year with a 9-7 record but injuries hampered his club the following season, resulting in a 7-9 mark. He was released by Denver after the season finale in 1994 and joined the Bills as Defensive Coordinator thereafter. His other head coaching experience included an interim post for the final four games of the 1985 season with the New Orleans Saints, following his father, Bum Phillips.

Before being named Head Coach of the Broncos in 1993, Phillips led Denver's defense from 1989-92 as the club's Defensive Coordinator for Reeves. The Broncos defense led the

WADE PHILLIPS (CONTINUED)

AFC in fewest points allowed in 1989 and 1991 under Phillips. His 1991 unit led the AFC in 12 different defensive categories.

Phillips' extensive coaching background has included stopovers as the Defensive Coordinator and linebackers coach in Philadelphia from 1986-88 and as the Defensive Coordinator in New Orleans from 1981-85. His first coaching assignment in the NFL was tutoring the linebackers in Houston in 1976 and it was followed by a stint as the Oilers' defensive line coach from 1977-80.



NFL Coaching Background

2002:	Defensive Coordinator, Atlanta Falcons
1998-00:	Head Coach, Buffalo Bills
1995-97:	Defensive Coordinator, Buffalo Bills
1993-94:	Head Coach, Denver Broncos
1989-92:	Defensive Coordinator, Denver Broncos
1986-88:	Defensive Coordinator/Linebackers, Philadelphia Eagles
1981-85*:	Defensive Coordinator, New Orleans Saints
1977-80:	Defensive Line, Houston Oilers
1976:	Linebackers, Houston Oilers

* Served as interim head coach for final four games in 1985 (1-3)

ASSISTANT COACHES



DENNIS ALLEN **Defensive Quality Control**

Allen was welcomed to the Falcons' coaching staff on February 7, 2002. Allen replaces Thom Kaumeyer, who left the club to become the Defensive Coordinator at San Diego State. Allen previously worked for the past two seasons (2000-01) as the secondary coach for the University of Tulsa. Before his stint at Tulsa, Allen was on the coaching staff for four years (1996-99) at Texas A&M as a graduate assistant, working primarily with the school's secondary. This native of Hurst, Texas earned four letters for the Aggies of Texas A&M as a safety from 1992-95. He started 21 consecutive games to end his career and was named an all-conference honorable mention during his final two seasons. One of his most memorable collegiate highlights was a crucial fourth quarter interception that clinched an 18-9 victory over rival Texas in 1993, which sent Texas A&M to its third straight Cotton Bowl. He collected Southwest Conference Defensive Player of the Week honors after intercepting two passes in a 36-14 win over Oklahoma in 1994. Allen signed as an undrafted free agent by the Buffalo Bills and competed in their training camp in 1996. Allen's father, Grady Allen, was a linebacker for the Falcons from 1969-72. He and his wife, Alisson, reside in Suwanee, Ga.

NFL Coaching Background

2002: Defensive Quality Control, Atlanta Falcons (Dan Reeves)



MARVIN BASS **Assistant To Head Coach/Pro Personnel**

Bass will lend his 40-plus years of football insight to the Falcons again in 2002. Bass will assist the coaching staff and the pro personnel department in a number of areas for his sixth season. This former head coach at South Carolina served in the capacity of a special assistant with the Denver Broncos for 10 seasons. Bass' other role with the Broncos was as an offensive line coach in 1984. One of his other pro coaching assignments came as the defensive coordinator with the Calgary Stampeders of the CFL from 1978-81. A native of Norfolk, Va., he was the Head Coach of the Birmingham franchise of the World Football League and was a member of the Buffalo Bills' coaching staff from 1969-71 and 1975-77. His extensive football career has included coaching at the collegiate level at North Carolina, Georgia Tech, Richmond, and William & Mary. He was an All-American for the Tribe of William & Mary during his playing career in 1944. He was honored by South Carolina when it named its weight room after him in the fall of 1999.

ASSISTANT COACHES



JACK BURNS **Quarterbacks**

Burns will be devising ways to use the talents of the dangerous Michael Vick as the #1 overall draft pick in 2001 assumes control of the Falcons offense in 2002. He will also continue to work on the progress of third-year player Doug Johnson and help mold rookie's Kurt Kittner and Dusty Bonner. In 2000, Burns was the Falcons' wide receivers coach and served a role as the passing game/play calling coach in 1999. He will continue to help call the plays again this season. Burns' first two seasons in Atlanta were spent as quarterbacks coach and the results were impressive as Chris Chandler enjoyed career years as a two-time Pro Bowler. Chandler boasted the highest average gain per pass attempt in the 1990's with a league-leading 9.65 mark in 1998. Chandler's 1999 Pro Bowl year also included a 100.9 passer rating, fourth-best, and a new team record for consecutive TD passes thrown (26). Burns' play calling in 1998 enabled the Falcons to score the most points in franchise history (442), while also setting a new mark for touchdowns scored (53). Burns' 27 years of coaching experience has included a stint with the Redskins from 1989-91 when they captured a Super Bowl victory. During his Redskins years under Hall of Fame head coach and new Falcons minority owner Joe Gibbs, he guided the "posse" of Art Monk, Gary Clark and Ricky Sanders, who combined to average 210 catches for 3,043 yards per season. In his first season in Washington, the Redskins led the NFL in passing and QB Mark Rypien had his best season and was selected to the Pro Bowl in 1989. He was named the offensive coordinator in Minnesota in 1992 and the Vikings finished fourth in the League in points scored and scored more offensive touchdowns than all but four teams. Burns tutored Pro Bowlers Cris Carter, Anthony Carter and Roger Craig in Minnesota. His college coaching resume began in Florida in 1971 and extended to the campuses of Louisville, Texas, Vanderbilt, and Auburn. At Louisville, Burns developed two of the top passers in school history from 1985-88. He broke into the pros with the Tampa Bay Bandits under Steve Spurrier of the USFL in 1981. Born Jan. 3, 1949, he was a defensive back at Florida from 1967-70. He and his wife, Robin, have two children, Chase and McKenzie.

NFL Coaching Background

- 2001-02:** Quarterbacks, Atlanta Falcons
- 2000:** Wide Receivers, Atlanta Falcons
- 1999:** Passing Game/Play Calling, Atlanta Falcons
- 1997-98:** Quarterbacks, Atlanta Falcons (Dan Reeves)
- 1992-93:** Off. Coordinator/QB, Vikings (Dennis Green)
- 1989-91:** QB's/WR, Redskins (Joe Gibbs)
- 1981-83:** RB/WR - Tampa Bay Bandits (Steve Spurrier)



ROCKY COLBURN **Assistant Strength and Conditioning**

Colburn will assist Al Miller in the area of strength and conditioning for the fourth season. Colburn made the switch to the pro's after serving as the head football coach at Bibb County High School in Centreville, Alabama for four years. He replaced Tim Jorgensen in Atlanta who left for the Cleveland Browns. A product of Quintette, Fla., he was the assistant strength and conditioning coach at his alma mater, Alabama, for six seasons. Colburn also coached one year at Samford. As a player, Colburn was an academic All-SEC defensive back for the Crimson Tide under legendary coach Paul "Bear" Bryant from 1981-84 and learned his future craft from Al Miller. He and his wife, Donna, have four sons, Luke, Riley, Ted and Jake.

NFL Coaching Background

- 1999-02:** Asst. Strength & Conditioning, Atlanta Falcons (Dan Reeves)



JAMES DANIEL
Tight Ends

Daniel will tutor the tight ends for the second straight season after assisting the offensive line during the 2000 campaign. Daniel's initial assignment in Atlanta was working with the tight ends from 1997-99. His coaching career began in the SEC with Auburn as he taught the offensive line for the Tigers under Pat Dye for 12 seasons. His successful time at Auburn included nine postseason Bowl games and over a dozen of his linemen were afforded All-SEC honors and four were deemed All-Americans.

Daniel received his first taste of pro coaching through the NFL's Fellowship Program in 1988 with the Saints and in 1992 with the Broncos under head coach Dan Reeves. His early experience came at Enterprise (AL) High School from 1974-80 as 11 of his offensive linemen earned college scholarships. Daniel was a three-year starter and four-year letterwinner at Alabama State from 1970-73. Born Jan. 17, 1953, he and his wife, Myrtis, live in Suwanee, Ga.

NFL Coaching Background

- 2001-02:** Tight Ends, Atlanta Falcons
- 2000:** Assistant Offensive Line, Atlanta Falcons
- 1997-99:** Tight Ends, Atlanta Falcons (Reeves)
- 1993-96:** Tight Ends, NY Giants (Dan Reeves)



BILLY DAVIS
Linebackers

Davis coached the third Pro Bowl player of his career when Keith Brooking was named to the NFL all-star game for the first time last season. Davis enters his second year with the Falcons' coaching staff and his 11th season overall in the NFL coaching ranks. This season Davis takes on the challenge of tutoring the linebackers in the Falcons' new 3-4 defensive alignment. One of the players joining the linebacking corps from the Falcons' defensive line will be fourth-year standout Patrick

Kerney, who led the Falcons and finished fifth in the NFC last year with 12 sacks. Davis' coaching career started with the Pittsburgh Steelers in 1992 as he assisted with the club's secondary. The next two seasons he added linebacker duties to his resume from 1993-94. From 1995-98, Davis coached the outside linebackers for the Carolina Panthers under Dom Capers. Under his tutelage, Kevin Greene and Lamar Lathon earned Pro Bowl nods as the pair finished first and second in the NFL in quarterback sacks with 14.5 and 13.5, respectively in 1996. Just prior to his assignment with the Falcons, Davis had a pair of one-year stops with the Cleveland Browns in 1999 (defensive assistant/linebackers) and with the Green Bay Packers in 2000 (defensive assistant/defensive line). Davis' father, Bill, served 13 years in the NFL, including six years as director of player personnel for the Browns. A Youngstown, Ohio product, Davis was a college quarterback and receiver at the University of Cincinnati (1985-88). Born on November 5, 1965, Billy and his wife, Sherry, reside in Suwanee.

Coaching Background

- 2001-02:** Linebackers, Atlanta Falcons (Dan Reeves)
- 2000:** Defensive Assistant/Defensive Line, Green Bay Packers (Mike Sherman)
- 1999:** Defensive Assistant/Linebackers, Cleveland Browns (Chris Palmer)
- 1995-98:** Outside Linebackers, Carolina Panthers (Dom Capers)
- 1992-94:** Defensive Assistant/Secondary, Pittsburgh Steelers (Bill Cowher)

ASSISTANT COACHES



JOE DECAMILLIS **Special Teams**

DeCamillis' special units finished #4 overall in the NFL in 2001 according to a respected annual ranking by the Dallas Morning News. Under his direction, PR Darrien Gordon finished first in the NFC and second in the league with a 14.1 average, the highest-ever by a Falcon in a single-season. Gordon's 139 return yards vs. Dallas set a new club record for a single-game and his timely returns of 74 and 41 yards helped position the Falcons for two scores in a close 20-13 victory. In addition, KR

Darrick Vaughn scored another touchdown, covering 96 yards at St. Louis, to establish a new Falcons record with four career KOR touchdowns. Vaughn led the NFL and broke the club record with his 27.7 KOR average in 2000. DeCamillis' punt return unit in 1999 had only 26 punts returned against them for 119 yards, which was the lowest in the NFL and the 10th-lowest in the league since 1978. His 1998 unit surrendered only 112 punt return yards, the seventh-lowest in the NFL in a single-season since 1978. In 1996 with the Giants, his special teams led the NFL with 32 punts downed inside the 20-yard line and the punt return unit was #6 in the NFL (11.4 average) with two touchdowns scored. DeCamillis' pro experience has included four years in New York and five years in Denver where he served as defensive quality control and assistant special teams coach. He was an all-state quarterback and wrestler at Arvada (Co.) High School and went on to become an All-America wrestler at Wyoming. Joe, 37, and his wife, Dana, have two daughters, Caitlin and Ashley.

NFL Coaching Background

- 1997-02:** Special Teams, Atlanta Falcons (Reeves)
- 1993-96:** Special Teams, N.Y. Giants (Reeves)
- 1988-92:** Assistant Coach, Denver Broncos (Dan Reeves)



BILL JOHNSON **Defensive Line**

Johnson's high-energy, positive coaching style rubbed off on Patrick Kerney last season as Kerney became a force on the line, collecting a career-high 12 sacks (5th in NFC, 9th in NFL), which surpassed his sack total of the previous two seasons combined (5). With Johnson's help, Kerney's sack total tied Chuck Smith for the highest ever by a Falcons player since sacks became an official stat in 1982. Johnson first NFL assignment came after he serving on the collegiate level

since 1980. Razorbacks for one season in 2000. Prior to his move to Arkansas, Johnson coached at defensive powerhouse Texas A&M for eight seasons from 1992-99. He worked with a defensive unit that ranked #13 in the nation in total defense in 1999. Johnson's coaching career started at Northwestern (LA) State and has included stopovers at McNeese State, Miami (FL) and Louisiana Tech in addition to his time at Arkansas and Texas A&M. He participated in eight bowl games on the college level, including three Cotton Bowl games, one Sugar Bowl and one Orange Bowl. He lettered four years and was a two-year starter for Northwestern (La.) State. Johnson was born on June 23, 1955 and he and his wife, Dawn, have two children, Billy, 11, and Abby, 10.

NFL Coaching Background

- 2001-02:** Defensive Line, Atlanta Falcons (Dan Reeves)



MIKE JOHNSON
Wide Receivers

Johnson makes the move to the NFC and the Falcons after filling the role as quarterback coach for the San Diego Chargers for the past two seasons. Under Johnson's direction, Chargers QB Doug Flutie enjoyed career-highs in 2001 in passing yards with 3,464, completions with 294 and passing attempts with 521. It was the most passing yards by a Chargers quarterback since Dan Fouts had 3,638 yards in 1985. Flutie's totals also included four 300 yard passing games. Before joining the NFL ranks, Johnson was the wide receivers coach (1997-98) and then quarterbacks coach (1999) at Oregon State. His pro playing stops included the San Antonio Riders of the World League in 1991-92, the British Columbia Lions of the Canadian Football League in 1992-93 and the Shreveport Pirates of the CFL in 1994-95. At the collegiate level, Johnson lettered as a back-up signal-caller at Arizona State University from 1985-87. He transferred to Mesa Community College where he became a Junior College All-America and then moved on to the University of Akron. He was named Akron's Athlete of the Year in 1990. Johnson earned 11 letters at Baldwin Park (CA) High School, including three each in football, basketball and baseball. Johnson is president of the First and Ten Foundation, which is a nationwide program dedicated to the development of high school student-athletes. He was born on May 2, 1967 in Los Angeles, Calif. He and his wife, Louan, have a daughter, Taylor, and one son, Michael, Jr.

NFL Coaching Background

- 2002:** Wide Receivers, Atlanta Falcons (Dan Reeves)
- 2000-01:** Quarterbacks, San Diego Chargers (Mike Riley)





PETE MANGURIAN
Offensive Line

Mangurian will work with a revamped line in 2002 with the addition of newcomers Todd Weiner from Seattle and draft pick Martin Bibla. Adding to the mix are young holdovers that showed promise last season such as Kynan Forney and Roberto Garza. Mangurian will have the services of 10-year veteran Bob Whitfield to help stabilize this young, new look unit. Mangurian is making his second stopover with the Falcons after serving as an offensive assistant in Atlanta in 1997.

As head coach at Cornell from 1998-2000, he built the program up from a last place showing his first year to playing for the Ivy League Championship (vs. Penn) in the final game of the 2000 campaign. Mangurian's 10-4 Ivy League record over his final two seasons at Cornell was the best ever two-year mark at the school. Mangurian has coached alongside Dan Reeves at Denver and the New York Giants prior to coming to Atlanta. He spent five seasons with the Broncos from 1988-92, including the 1989 Super Bowl (XXIV) season and coached the club's tight ends/H-backs and then the offensive line. Mangurian moved on to New York with Reeves in 1993 where he served as the offensive line coach. His troops up front helped RB Rodney Hampton register three consecutive 1,000-yard seasons. Before turning his attention to the pros, Mangurian tutored the offensive line at his alma mater, LSU, from 1984-87. During that stretch, the Tigers earned four straight Bowl bids and established a school record for total offense in a season on three different occasions. Pete was a defensive tackle at LSU. His other collegiate coaching stints have included SMU (1979-80), New Mexico State (1981) and Stanford (1982-83). Pete was born on June 18, 1955 in Los Angeles, Calif. He and his wife, Amy, have two daughters, Lauren and Katie, and a son, Will.

NFL Coaching Background

- 2001-02:** Offensive Line, Atlanta Falcons
- 1997:** Offensive Assistant, Atlanta Falcons (Reeves)
- 1993-96:** Offensive Line, New York Giants (Reeves)
- 1991-92:** Offensive Line, Denver Broncos (Reeves)
- 1988-90:** Tight Ends/H-Backs, Denver Broncos (Dan Reeves)



AL MILLER
Strength and Conditioning

Miller embarks on his 18th year as an NFL coach in 2002. His successful strength and conditioning program was credited for the Falcons' low number of serious injuries incurred during their run to the Super Bowl during the 1998 season. Miller has been Dan Reeves' right hand man in the area of strength and conditioning since 1985 with the Denver Broncos. Miller's program helped Denver advance to

three Super Bowls before changing his NFL address to New York in 1993. Miller served the role as the strength coach for Alabama under the legendary Paul "Bear" Bryant from 1982-84. He also worked in that same capacity at Mississippi State in 1980 and at Northeast Louisiana in 1981. He was a teammate of ex-Falcon RB Joe Profit at Northeast Louisiana. Miller received a special compliment when he was inducted into the Hall of Fame at Northeast Louisiana in 1992 for his exploits as a wide receiver. He earned his Master's degree from Louisiana Tech in 1974. Miller, 54, and his wife, Janis, have a son, Carey Brian, and a daughter, Lisa.

NFL Coaching Background

- 1997-02:** Strength and Conditioning, Atlanta Falcons (Reeves)
- 1993-96:** Strength and Conditioning, NY Giants (Reeves)
- 1985-92:** Strength and Conditioning, Denver Broncos (Dan Reeves)

ASSISTANT COACHES



RENNIE SIMMONS **Assistant Offensive Line**

Simmons will continue to assist the offensive line for the second straight season after serving in different capacities since arriving in Atlanta in 1997. He spent his first three seasons with the Falcons as wide receivers coach. Simmons helped Terance Mathis set a single-season high for a Dan Reeves-coached team with 81 receptions in 1999 on the way to another 1,000 yard season. He moved over to tutor the club's tight ends in 2000. Simmons came to Atlanta after working as the offensive line coach for the then Houston Oilers for one season. Two of his linemen, Bruce Matthews and Mark Stepnoski, were voted to the Pro Bowl under his tutelage. He previously had a long and succesful tenure with the Washington Redskins. While with the Redskins, he was a part of a prolific offense, which set records and advanced to the Super Bowl on four occasions while coming away with three World Championships. With the "Hogs" line in Washington, he coached All-Pros Joe Jacoby and Mark May as they led the NFL in fewest sacks allowed with nine in 1991. His receivers also included the likes of Art Monk, Gary Clark and Ricky Sanders. Simmons was a center at San Diego State under Coach Don Coryell and was a teammate of Hall of Fame coach and new Falcons minority owner Joe Gibbs. Warren 'Rennie' Simmons grew up in Santa Fe, Calif. and attended Santa Fe H.S. with Gibbs. Rennie, 59, and his wife, Carol, have two children, Rod and Karen.

NFL Coaching Background

- 2001-02:** Assistant Offensive Line, Atlanta Falcons
- 2000:** Tight Ends, Atlanta Falcons
- 1997-99:** Wide Receivers, Atlanta Falcons (Dan Reeves)
- 1996:** Offensive Line, Houston (Jeff Fisher)
- 1994:** Tight Ends, Rams (Chuck Knox)
- 1992-93:** Receivers, Washington (Joe Gibbs)
- 1990-91:** Offensive Line, Washington (Gibbs)
- 1981-89:** Tight Ends, Washington (Joe Gibbs)





EMMITT THOMAS
Secondary

A well-respected NFL veteran of more than three decades was added to the Falcons coaching staff on February 2, 2002 when the club named Emmitt Thomas as secondary coach. Thomas has been a winning presence on the NFL landscape for 34 seasons as a player and assistant coach. He has captured a total of three Super Bowl rings during his tenure in the league with two titles coming as an assistant coach and one as a player. Thomas served as the Defensive Coordinator for the

Minnesota Vikings for the past two years from 2000-2001. In his first season in Minnesota, Thomas helped the Vikings win the NFC Central crown and advance to the NFC Championship Game. Under his direction, Minnesota's defense finished sixth in the NFC in rushing defense in 2000. His extensive coaching career began at Central Missouri State University and in 1981 his NFL coaching career started with the then St. Louis Cardinals. This native of Angleton, Texas moved on to the Washington Redskins (1986-94) for nine seasons as a wide receivers coach and then as a defensive backs coach. His time with the Redskins was marked with five trips to the Playoffs, two NFC Titles and victories in Super Bowl XXII and XXVI. Thomas joined the Philadelphia Eagles as a Defensive Coordinator for four seasons (1995-98) before taking a similar post with the Green Bay Packers (1999). The Eagles' 1998 defense was ranked #1 against the pass and was third in the NFL in sack percentage. His 1996 unit finished fifth in the league overall and his 1995 defense was fourth overall in yards surrendered as the Eagles posted back-to-back 10-6 records and a pair of Playoff berths. Thomas was a standout defensive back for 13 years with the Kansas City Chiefs (1966-78). Thomas played in 181 NFL games, including Super Bowls I and IV, and was selected to play in five Pro Bowls. He finished his career with 58 interceptions, which is still tied for eighth most ever in NFL history, as he led the league twice in interceptions in a single-season. A quarterback and receiver at Bishop College in Dallas, he was converted to defensive back as an undrafted rookie free agent with the Chiefs. Thomas was born June 3, 1943 in Angleton, Texas. He has two grown children, a son Derek, who is an assistant basketball coach at UNLV, and a daughter, Dedra a LVN in Marshall, Tx. He and his wife, Jacqui, reside in Suwanee, Ga.

NFL Coaching Background

- 2002:** Secondary, Atlanta Falcons (Dan Reeves)
- 2000-01:** Defensive Coordinator, Minnesota Vikings (Dennis Green)
- 1999:** Defensive Coordinator, Green Bay Packers (Ray Rhodes)
- 1995-98:** Defensive Coordinator, Philadelphia Eagles (Ray Rhodes)
- 1987-94:** Secondary, Washington Redskins (Joe Gibbs)
- 1986:** Wide Receivers, Washington Redskins (Joe Gibbs)

ASSISTANT COACHES



ED WEST **Offensive Quality Control**

West enters for his fifth year with the Falcons coaching staff after playing 14 years in the NFL as a tight end. West caught 237 passes for 2,665 yards with 27 touchdowns with Green Bay, Philadelphia and Atlanta. He played with the Packers for 11 years, starting 104 games, and ranked second in team history with 202 receptions. Ed's most productive pass catching seasons came in 1993 and 1994 with 25 and 31 receptions, respectively, but he also made an impact in the running game over the years with his outstanding blocks. West was a three-year starter for the Auburn Tigers and hauled in 42 passes for 553 yards at the collegiate level. As a senior, he was the team's leading receiver as the 11-1 Tigers captured an SEC crown and a berth in the Sugar Bowl. West will work with the offensive coaching staff and continue to be a strong influence on TE's Reggie Kelly and Alge Crumpler. West, 41, and his wife, Kecia, have three daughters; Jennifer and Whitley, Lindsey and three sons; Edward Lee IV, Gabriel and Ed.

NFL Coaching Background

1998-02: Offensive Quality Control, Atlanta Falcons (Dan Reeves)



OLLIE WILSON **Running Backs**

Wilson re-joins the Falcons after serving in a similar role with the club from 1991-96. He replaces George Sefcik who retired from the NFL. Wilson spent the past five seasons as the running backs coach with the San Diego Chargers after leaving Atlanta. Wilson helped tutor rookie runner LaDainian Tomlinson last year and saw the fruits of his labor pay immediate dividends when Tomlinson established a Chargers rookie record of 1,236 yards rushing with 10 touchdowns scored. The 1,236 yards stand second only in San Diego's team history to Natrone Means' 1,350 yards in 1994. In addition, through Wilson's guidance, Tomlinson also broke a 36-year old team record by totaling 1,603 combined yards from scrimmage with another 367 yards receiving on 59 receptions. Tomlinson finished second in the Associated Press' balloting for NFL Offensive Rookie of the Year to Chicago Bears RB Anthony Thomas. Under Wilson's coaching influence in his first stint in Atlanta, three Falcons running backs rushed for 1,000 yards or more, including Jamal Anderson (1,055 in 1996), Craig Heyward (1,083 in 1995) and Eric Pegram (1,185 in 1993). Heyward's productive 1995 season made him the first Falcons runner to be voted to the Pro Bowl since 1988. The talented performers that Wilson looks forward to working with in 2002 include dangerous all-purpose threat Warrick Dunn and #1 draft pick T.J. Duckett. Wilson's first taste of the NFL came as part of the league's successful Minority Coaching Fellowship program with the Houston Oilers and then with the Falcons. The native of Worcester, Massachusetts boasts a college coaching background that includes the University of California-Berkeley (1983-90), where he coached running backs, wide receivers and defensive backs. He also served as the offensive coordinator at Northeastern University for eight seasons (1976-82) and his first coaching position was wide receivers for Springfield College in 1975. Wilson was an honorable mention All-America wide out for Springfield College. He was born on March 3, 1951 in Worcester, Mass. He and his wife, Nadine, reside in Suwanee, Ga.

NFL Coaching Background

2002: Running Backs, Atlanta Falcons (Dan Reeves)
1997-01: Running Backs, San Diego Chargers (Mike Riley)
1991-96: Running Backs, Atlanta Falcons (Jerry Glanville/June Jones)

ALL-TIME ASSISTANT COACHES ROSTER

Allen, Dennis2002	Johnson, Mike2002
April, Bobby1991-93	Jones, June1991-93
Armstrong, Keith1994-96	Jorgensen, Tim1987-98
Barnes, Billy Ray1971-74	Jobko, Bill1968
Bass, Marvin1997-02	Kaumeyer, Thom2000-01
Bates, Jim1994	Khayat, Ed1975-76
Beightol, Larry1985-86	Kollar, Bill1990-00
Blackmon, Don1997-01	Lavan, Al1975-76
Brasher, Tommy1986-89	Lewis, Will1995-96
Brooks, Rich1997-00	Madden, Joe1985-86
Brown, Greg1994, 2000-01	Mangurian, Pete1997, 2001-02
Bruney, Fred1969-76, 1986-89	Marcum, Tim1994
Burns, Jack1997-02	Marshall, John1983-85
Campbell, Marion1969-74	Matuszak, Marv1974-76
Campbell, Scott1987-89	McDonnell, Mike1978-82
Carpenter, Lew1967-68	McDuffie, Wayne1982, 1990
Carr, Jimmy1990-93	Meeks, Ron1997-99
Champion, Jim1977-79	Miller, Al1997-02
Christiansen, Jack1983	Nelson, Bill1975-76
Clausen, Chuck1986-89	North, John1977-82
Colburn, Rocky1999-02	Orr, Jimmy1975-76
Crutchfield, Bill1967	Palcic, Bob1994-96
Crosby, Steve1983-84, 1986-89	Phillips, Jim (Red)1968
Daniel, James1997-02	Phillips, Wade2002
Davis, Billy2001-02	Plumb, Ted1977-79
Davis, Mouse1994-96	Puetz, Garry1983-85
DeBerg, Steve1999	Putnam, Duane1969-74
DeCamillis, Joe1997-02	Rauch, John1975
Dickson, George1966	Raye, Jimmy1980-82, 1987-89
Dostal, George1983-86	Rhyme, Jerry2000
Dowhower, Rod1987-89	Richardson, Harold1997
Ecklund, Brad1966-67	Robinson, Jimmy1990-93
Elliott, Sam1983-86	Rossley, Tom1990
Fazio, Foge1988-89	Rowen, Keith1990-93
Fears, Tom1966	Rust, Rod1995-97
Fritsch, Ted1983-86	Sefcik, George1997-01
Fry, Bob1967-68, 1983-84	Sekanovich, Dan1983-85
Gansz, Frank1994-96	Shell, Art1997-00
Gilmer, Harry1970-74	Sherman, Ray1990
Glanville, Jerry1977-82	Shively, Doug1977-82, 1990-93
Griffin, Bob1969-74	Simmons, Rennie1997-02
Groh, Al1987	Stanley, Jim1980-82
Haering, Joe1994-96	Stanton, Jack1984-85
Hanifan, Jim1987-89	Stevens, Gary2001
(head coach 4 games)	Sybank, John1966-68
Harrison, Bob1983-86	Walsh, Bill1975-82
Herring, Hal1966-68	West, Ed1998-02
Humphrey, Claude1987-89	Wilson, Ollie1991-95, 2002
Jackson, Bobby1983-86	Wood, Dick1978-82
Jackson, Milt1994-96	Xanders, Brian1997-99
Johnson, Bill2001-02	Yowarsky, Walt1969-70



BOBBY BEATHARD

Senior Advisor to Chairman, President & CEO

Bobby Beathard brings a 38-year proven track record of success in the NFL to the Falcons in 2002. With a winning resume that boasts seven Super Bowl appearances and four Super Bowl victories for three different NFL teams, Beathard has forged a solid reputation during his nearly four decades in the league that will serve the Falcons well this year.

Bobby was hired in a consulting role as senior advisor to Falcons chairman, president and CEO Arthur M. Blank on April 1, 2002. In his role as senior advisor, Beathard will advise and counsel on organizational structure, philosophy, systems and execution of football operations in the areas of college and pro player evaluation, athletic training and equipment, medical programs, information systems and salary cap management. His duties were expanded to include being the lead negotiator for Falcons management for the club's 2002 draft picks. Beathard will also work with football operations personnel and the coaching staff on player assessment.

Beathard's long and distinguished career in the NFL began in 1963 as a part-time scout for the Kansas City Chiefs. He left the Chiefs briefly to scout for the American Football League but returned to Kansas City full-time in 1966. He earned his first championship ring as a member of the Chiefs in 1966 as they advanced to Super Bowl I vs. Green Bay.

Bobby moved on to scout for the Falcons from 1968-71. He was named director of player personnel for the Miami Dolphins in 1972. The Dolphins captured two Super Bowls (VII, VIII) during his tenure, including a perfect 14-0 record for that '72 championship team, which is the NFL's only unbeaten record in league history.

In 1978, he left Miami to become the general manager of the Washington Redskins. He hired Joe Gibbs in 1981 and the pair led the Redskins to three Super Bowls (XVII, XVIII, XXII) and two World Championships (XVII, XXII). The talented team of Beathard and Gibbs produced one of the most successful franchises of the 1980's in Washington and they are reunited again in Atlanta as Gibbs recently became one of two new minority owners for the Falcons.

Beathard changed addresses and was named the general manager of the San Diego Chargers in 1990. His 10-year run in San Diego was highlighted by the Chargers' first ever Super Bowl (XXIX) appearance in team history in 1994 and an AFC Western Division title in 1992. He retired from the Chargers after the 1999 season.

He and his wife, Christine, have four children; Kurt, Jeff, Casey and Jaime, as well as 13 grandchildren. Among his hobbies are running, surfing and cycling. He has competed in a number of marathons around the country, including several Boston Marathons. Bobby was born on January 24, 1937 in Zanesville, Ohio but grew up in the Los Angeles, California area.



RON HILL

Vice President/Football Operations

The 2002 campaign marks Hill's fifth season with the Falcons. Among his various duties, Hill coordinated the Falcons' draft plans for the second straight season this spring under his expanded role in the personnel department. In 2001, his handiwork included efforts to obtain the #1 overall choice in the draft so the Falcons could select talented QB Michael Vick. The club reaped further benefits in the 2001 draft when rookies such as TE Alge Crumpler (12 starts), G Kynan Forney (8 starts) and C/G Roberto Garza (4 starts) each earned starting assignments. In addition, LB Matt Stewart, WR Quentin McCord and DE Ronald Flemons all made the roster from the '01 draft class and performed in a number of games. He followed up that success with a solid 2002 draft. Since coming to Atlanta in 1998, Hill's influence has played a major role in helping the Falcons acquire veterans like CB Ashley Ambrose, WR Shawn Jefferson, DE Brady Smith, T Todd Weiner and RB Warrick Dunn, while at the same time retaining the services of key mainstays T Bob Whitfield and CB Ray Buchanan. Ron's career in the NFL began in 1979 as he graded and evaluated players for Gil Brandt of the Dallas Cowboys as an area scout. Hill and Dan Reeves formed a partnership in Dallas and the talented pair was reunited in Denver in 1983. He traveled the country in search of college talent for the Broncos and then in 1992 was named their Assistant Director of Player Personnel. With Denver, they won three AFC titles and played in three Super Bowls. Hill was named the director of pro personnel for the Jacksonville Jaguars during the early years of club's expansion from 1994-97. The construction of an NFL expansion team from scratch began for Hill with the expansion draft in February of 1995, and then he turned his attentions to NFL free agency. He helped lay the groundwork for the future success of the Jaguars by adding the likes of Pro Bowlers QB Mark Brunell, WR Keenan McCardell, WR Jimmy Smith and T Leon Searcy. His input allowed the Jaguars to acquire their cornerstone at quarterback with the trade for Brunell from Green Bay. Hill first enrolled at Mississippi State University in 1971 as a linebacker. He transferred to Itawamba Junior College and then returned to Mississippi State to earn his degree in education in 1975. Ron took a job as a high school coach in Elaine, Arkansas for one year then became a coaching assistant at Mississippi State and finished his work on his Masters degree in administration and education in 1978. Ron was born September 23, 1953 in Okolona, Mississippi. He and his wife, Tina, have two sons, Austin (12) and Ryan (10).

2002 ATLANTA FALCONS TRANSACTIONS

(As of June 1, 2002)

January 10	Signed CB Juran Bolden
January 10	Signed RB Brett Millican
January 10	Signed DT Brandon Miller
January 10	Signed TE Dallas Neil
January 10	Signed QB Chris Sanders
January 10	Signed WR Alvis Whitted
January 11	Signed C Craig Page
January 15	Signed WR Travis McGriff
January 15	Signed T Gannon Shepherd
January 29	Signed LB Antico Dalton
January 29	Signed OL Marques McFadden
January 29	Signed CB Adrian Sadler
<hr/>	
February 12	Allocated LB Antico Dalton (Berlin), T Marques McFadden (Amsterdam), DT Brandon Miller (Rhein), RB Brett Millican (Barcelona), Adrian Sadler (Rhein) and QB Chris Sanders (Frankfurt) to NFL Europe
February 21	Waived LB Antony Jordan
February 25	Waived FS Ronnie Bradford
February 25	Waived QB Chris Chandler
February 25	Waived WR Terance Mathis
February 25	Re-signed DT Ed Jasper
February 28	Signed DL Fred Perry
<hr/>	
March 6	Signed FS Keion Carpenter
March 6	Signed T Todd Weiner
March 13	Signed CB/KR Allen Rossum
March 15	Signed RB Warrick Dunn
March 22	Re-signed LB Artie Ulmer
March 27	Signed DE John Thierry
<hr/>	
April 1	Signed LB John Holecek
April 3	Re-signed TE Brian Kozlowski
April 8	Signed CB Keith Lyle
April 8	Waived RB Brett Millican
April 8	Waived QB Chris Sanders
April 9	Signed CB Fred Weary
April 9	Re-signed RB Travis Jervey
April 20	Claimed P Matt Allen off waivers from Seattle
April 26	Signed rookie free agents QB Dusty Bonner, DL Curt Davis, WR E.J. English, S Corey Harris, PK Brian Holmes, G Manly Kanoa, C Curt Lessman, CB Eric Sims, DT Jerry Togiai, RB Terrance Williams and DE Ryan Wingrove
April 26	Waived WR Corey Brown
April 26	Reached agreement with WR Jeff Graham
<hr/>	
May 29	Signed LB Karim Grant
<hr/>	
June 3	Waived RB Jamal Anderson
June 3	Waived RB Rodney Thomas



Les Snead • Director of Pro Personnel



Les heads into his fifth season with the Falcons' personnel department and second as director of pro personnel. Snead came to Atlanta after assisting Ron Hill in the daily operations of the pro scouting department for the Jacksonville Jaguars from 1995-97. Les played tight end for Auburn from 1992-93 and was part of the Tigers' perfect 11-0 team in 1993. This 31 year-old native of Eufaula, Ala. was a graduate assistant at Auburn after his playing days were over. Snead also was an administrative assistant of football operations at his alma mater in 1995. He holds a B.S. in psychology and a masters of education degree. Les has finished two marathons and likes to mountain and road bike. He and his wife, Elizabeth, reside with their son, Logan, in Dacula, Ga.



Mark Olson • Pro Scout



Mark was a member of the personnel and public relations departments for two seasons before being elevated to full-time status with the Falcons in 2000. The University of Wisconsin-River Falls product will continue to evaluate practice squad, NFL Europe and CFL players. Olson will also continue to assist in compiling the computer advance scouting reports of opponents for Falcons players and coaches. Besides working in the day-to-day operations of the personnel department, he will also help to coordinate free agent workouts and assist in the preparation for the annual college draft and the free agent signing period. Mark's past experience has included stints with the Redskins (summer of 1997), Vikings (summer of 1996) and Montreal of the CFL (spring of 1996-97). He received a graduate degree in sports administration from the University of Minnesota.



Ray Farmer • Pro Scout



Ray is a welcome addition to the club's pro scouting department. Farmer takes over Taylor Morton's responsibilities following his move to college scouting. Ray was a linebacker at Duke from 1992-95. This two-time All-ACC performer was also named a third-team All-America and to the conference's all-academic team in 1994. He set an NCAA record with eight career blocked PATs while at Duke. Ray was a fourth round draft choice by the Philadelphia Eagles in 1996 but after two seasons his career was cut short due to a knee injury. Farmer played for Emmitt Thomas, who was the Eagles' defensive coordinator. He comes to the Falcons after serving as the academic coordinator for football at Duke in 2001 and also assisted the school in football recruiting operations.


Reed Johnson • Coordinator of College Scouting


Reed coordinated three drafts (1998-2000) for the Falcons and Dan Reeves. He came aboard following the Redskins' 1997 draft. This personnel veteran with over 27 years of pro experience was Washington's scouting coordinator for three seasons. Johnson's NFL beginnings came as a scout in Dallas where he helped to construct three Super Bowl teams ('75, '77, and '78) for the Cowboys. The graduate of Colorado moved on to Denver with Reeves and was a member of another three Super Bowl teams ('86, '87, and '89). Some of his responsibilities with the Broncos were special teams coach, coordinator of pro scouting, coordinator of college scouting, and director of player personnel. Before heading to the NFL, Reed was an assistant coach at Tulsa, Oklahoma State, and New Mexico. His playing career included a Big 8 title as a DB for the Buffaloes. He and his wife, Peggy, live in Atlanta with Blair, 15, Woody, 12, and Trey, 9.


Mike Hagen • Supervisor of College Scouting/National Scout


Mike is entering his fifth season with the Falcons and takes over additional duties as supervisor of college scouting in 2002. His previous scouting stopovers were with the Washington Redskins (1990-97), Denver Broncos (1987-89) and Dallas Cowboys (1981-86). Following an All-America career as a wide receiver at California-Lutheran College, Hagen signed as a free agent with Dallas. His long career in player personnel began after being released by the Cowboys. Having served in several capacities at Cowboys training camps from 1964-79, Mike has been a part of Super Bowls with Dallas (XII, XIII), Denver (XXII, XXIV), Washington (XXVI) and Atlanta (XXXIII). He and his wife, Lisa, and daughter, Tara, have made Duluth, Ga., home.


Ken Blair • Area Scout


Ken will handle his scouting responsibilities in Atlanta for the sixth season. His solid background includes over 20 years of scouting experience in the NFL. Blair's scouting career in the league began with the Eagles and has included stints with the Broncos and the Chiefs. Before hitting the scouting trails, Blair was a college coach. His longest coaching tenure came at nearby Georgia Tech for nine seasons and also included stopovers at Colorado (9.5 years), and UCLA (3.5 years). Ken was an All-Big 8 LB/TE at Colorado during his playing career. He and his wife, Mary Sue, have two sons, Mike and Mitch, with daughters-in-law Poullette and Jill, and have three grandchildren, Beau, Alyssa and Jake.


Billy Campfield • Area Scout


Billy joined the Falcons in 2001 after spending the previous three years with the St. Louis Rams. Campfield was an 11th round draft choice by the Philadelphia Eagles in 1978 and labored six seasons in the league. He played with the Eagles from 1978-82, including being a part of the Eagles' Super Bowl XV team in 1980 and spent one season with the New York Giants in 1983. His pro experience also included one year with the Arizona Outlaws of the USFL in 1985. His football resume entails a college coaching background as a running backs coach and special teams coordinator for Northern Colorado from 1991-93. He also tutored the running backs at the University of Nevada from 1994-95 and was a tight ends/special teams coach at Sacramento State from 1989-90. Campfield lettered four years at Kansas and was a second-team All-Big 8 choice in 1975. He and his wife, Sharon, have two sons, B.J. and Cameron.


Boyd Dowler • Area Scout


Boyd has been a fixture in NFL circles for over 30 years since his playing days on championship teams with the Green Bay Packers. His brilliance on the field as a wide receiver for the Pack included three NFL titles and a pair of Super Bowl championships under legendary Vince Lombardi. A member of the Packers Hall of Fame, he performed in two Pro Bowls and was selected as a first-team wide receiver on the NFL's 1960's All-Decade team. Dowler has been on the coaching staff of the Rams, Redskins, Eagles, Bengals, and Buccaneers. He came to the Falcons after being on the Panthers' scouting staff. He resides in Tampa with his wife, Patricia.


Bob Harrison • Area Scout


Bob is in his sixth year as a Falcons scout but served in a previous coaching role in Atlanta. Harrison was the club's receivers coach from 1983-86 under Dan Henning and also coached two years with the Pittsburgh Steelers (1992-93). His other ties to the Peach State were a coaching stint with the University of Georgia (1988-91). Before coming back to the South, he was the receivers coach at Boston College from 1994-96. As a player, Harrison was an All-MAC receiver at Kent State. His coaching experience has spanned 32 years in college, the NFL and at the high school level. Bob's college time had been spent at Tennessee, North Carolina State and Iowa, among others. He resides in nearby Athens, Ga.


Taylor Morton • Area Scout


The 2002 campaign marks Morton's third NFL season. He returns to college scouting after serving in the pro personnel department last season. Taylor joined the Falcons after coaching eight years in the college ranks. His coaching stints included Pearl River Community College, Hinds Community College in Mississippi, Auburn and Southern Miss. Morton received both his Masters and B.S. degree in Sports Administration from Southern Miss. Taylor is a native of Niceville, Fla. He and his wife, Carissa, have two sons, Thomas and Joshua.


Bruce Plummer • Area Scout


Bruce settles into his third season with the Falcons' scouting department after joining the club from the Carolina Cobras of the Arena League where he served as secondary coach during their inaugural season of 2000. He handles Blesto combine scouting responsibilities for the Falcons. Plummer offers a wealth of professional playing experience, spending five years (1987-91) in the NFL with the Denver Broncos, Miami Dolphins, Indianapolis Colts, Philadelphia Eagles and San Francisco 49ers. He also added two seasons in the Canadian Football League with the Winnipeg Bombers and B.C. Lions and four years in the Arena Football League with the Albany Firebirds, Milwaukee Mustangs, Memphis Pharaohs and Arizona Rattlers. He is reunited with head coach Dan Reeves, who selected him in the ninth round by Denver in the 1987 NFL Draft as an All-SEC defensive back out of Mississippi State. Plummer played in Super Bowl XXII with the Broncos and in the Grey Cup with Winnipeg, later capturing the Arena Bowl XI Championship with Arizona in 1997. He and his wife, Leslie, reside in Buford, Ga.


Joe Dan Rogers • Area Scout


Rogers becomes the newest member of the Falcons' scouting department after being on staff with Alabama in 2001. He was the Crimson Tide's NFL pro liaison and recruiting quality control coach for first-year head coach Dennis Franchione last season. Rogers' past football experience also includes serving in the same capacity at TCU prior to his work at Alabama. Joe Dan had other coaching stopovers at Brown University (1999-00) and Middle Tennessee State (1998-99). Rogers played defensive back at Oklahoma from 1996-97, earning a pair of letters, and was named to the All-Big XII academic team. Joe Dan will be scouting the northeast area for the Falcons. He and his new wife, Courtney, live in Atlanta, Ga.


Jeff Smith • Area Scout


A longtime scouting veteran, Jeff just completed his 26th NFL draft in 2002. Smith served four seasons with the Miami Dolphins prior to coming to Atlanta. He was the national scout for the Philadelphia Eagles in 1995 and spent two years from 1993-94 as the Denver Broncos' director of college scouting. With the Broncos, he coordinated all phases of the college scouting operation. Jeff was a member of the Dallas Cowboys' scouting department from 1984-92. Smith began in the NFL with the Seattle Seahawks in 1976. His playing career included two years as an offensive tackle at Washington State before transferring to Hawaii. Jeff was born in Williamsport, Pa. but grew up in Clarkston, Wash. He and his wife, Ann Bixby, reside in the Dallas, Texas area.

FOOTBALL OPERATIONS



Ron Medlin • Head Athletic Trainer



Ron will continue to handle the needs of the team's athletic training department for his 10th season in Atlanta. He is only the third head athletic trainer in team history. Prior to coming aboard with the Falcons, Medlin was the assistant athletic trainer for the Cleveland Browns from 1989-93. Medlin also served an internship with the birds for six seasons in the 1980's. His experience in his field has also extended to the colle-

giate level where he served as the head football trainer at Memphis University for two years. Ron owns degrees from N.C. State (B.S. in Education) and Memphis (M.S. in Physical Education). His brother, Tony, is the equipment manager of the Chicago Bears. Ron is a member of the NATA, GATA and PFAT's. He and his wife, Candace, live in Suwanee, Ga.



Mike Crews • Video Director



Mike heads into his second season as the club's video director and fifth year overall with the Falcons. Crews joined the birds after working at Georgia Tech. Mike puts in to motion the team's weekly game plan by filming each game and practice and then editing it for players and coaches. He also breaks down the opponents' weekly game film for players and coaches to analyze. The native of Decatur, Ga., is responsi-

ble for overseeing the digital video system. He received his management degree with a minor in marketing from Tech in 1996 and he honed his craft with the Yellow Jackets' video department as a student assistant. After graduating, he served as the football video coordinator from 1996-98. Mike is a product of Brookwood High School. He and his wife, Jennifer, and their son, Bailey, reside in Cumming, Ga.



Brian Boigner • Equipment Manager



Brian embarks on his sixth season as the club's equipment manager. In his duties, he is responsible for properly outfitting players with the safest and most advanced equipment, as well as ordering and maintaining all of the team's equipment and sideline apparel. He also oversees the transportation of equipment and uniforms to and from all road trips and training camp each summer. Boigner came to Atlanta

after a five-year stay with the New York Giants (1992-97). He is only the third equipment manager in Falcons' team history. The 36 year-old Brooklyn, Ohio native began his career in 1984 as a student manager at his alma mater, Kent State University. He was elevated to the position of equipment manager four years later. In 1992, Boigner worked as an Assistant Equipment Manager of the N.Y./N.J. Knights of the World League of American Football. Brian and his wife, Lizabeth, have a son, Bryce (7/26/98) and a daughter, Sarah (2/11/01).

ATHLETIC TRAINERS SUPPORT STAFF



HAROLD KING
Asst. Athletic Trainer



THOMAS REED
Asst. Athletic Trainer

EQUIPMENT SUPPORT STAFF



HORACE DANIEL
Senior Equipment
Assistant



JIMMY HAY
Asst. Equipment Mgr.



JASON BAISDEN
Asst. Equipment Mgr.

VIDEO SUPPORT STAFF



JONAH BASSETT
Asst. Video Director



BRIAN XANDERS
Senior Director of Information Technology & Analysis

Xanders, 31, is entering his ninth season with the Falcons organization. In his position, he serves as the primary salary cap analyst for the franchise and conducts financial and statistical research for player contracts, market values and league trends. He also assures team compliance with the NFL Management Council and will assist with systems solutions for salary cap management.

The second function of his position is to supervise and administer the technological initiatives and information systems for the Falcons. This includes the management of database development for the coaching staff, player personnel and football operations and all network systems and services. He will also provide quantitative breakdowns of football data, such as statistical developments and game analysis trends. In addition, he will assist with the evaluation of unrestricted free agents and potential college draftees. From 1997 to 1999, Brian served as the club's defensive quality control coach and was then moved to the director of football systems position for the past two seasons. His background also includes working as an information systems assistant for the organization. Brian played for Bobby Bowden at Florida State as a middle linebacker and was a member of four bowl winning teams, compiling a 42-7 record during his career. He received All-ACC academic honors at FSU and graduated in the top 10% of his class while earning a Masters degree in Business Administration. He also possesses a Bachelor of Science degree in Business Management. He and his wife of four years, Amy, reside in Suwanee.



DONALD ZULLICK
Director of Football Systems

Donald assumes the role that Brian Xanders occupied in the football operations department last season as director of football operations. Zullick joins the Falcons from the Miami Dolphins where he served as the club's applications analyst. With the Dolphins, he was responsible for database work for the scouting department, as well as salary cap development, ticketmaster reporting and developed a corporate intranet. Donald also assisted with strategic planning and operations

for the Dolphins organization. Zullick, 33, graduated with honors from Florida Atlantic University in Boca Raton, Fla., earning a degree in computer information systems. Some of his duties with the Falcons will include work as an analyst and systems liaison for the coaching staff, player personnel and football operations. Other efforts encompass the reorganization and upgrading of information technology operations to provide the tools and infrastructure to facilitate organizational goals. He will be initiating projects to utilize NFL provided data for salary cap, as well as GSIS data to manage the game analysis databases for the coaches. In turn, the coaches will use his statistical research for weekly and annual goals generation, computerized playbooks and presentations during the season. Donald has a daughter, Cambry (7) and lives in Gainesville, Ga.



Carol Breeding
Executive Director of Atlanta Falcons Youth Foundation



Carol begins her 30th season with the Falcons. She presently serves as the Executive Director of the Atlanta Falcons Youth Foundation. Prior to 2001, Breeding was the team's director of community relations for 10 years, and, early in her career, she spent 15 years in the club's public relations department and two years in marketing & sales. In her current position, Carol will be instrumental in developing the focus and new mission statement for the Youth Foundation. The Youth Foundation will work closely with the Arthur M. Blank Family Foundation to establish meaningful programs in the areas of physical fitness, sports, recreation and team building. The Foundation will also concentrate on strengthening local youth football programming and athletic field renovation opportunities. Carol serves on the Board of Directors for Junior Achievement/Hall County and is a member of the Atlanta Sports Council. A graduate of Auburn University, she has been a feature speaker at her alma mater, as well as at Georgia Southern and Georgia State University. A proud grandmother of three, she and her husband, George, reside in Roswell, Ga.



Dave Cohen • Director of Ticket Sales



Dave joins the Falcons after spending the past six seasons as director of ticket sales with the Portland Trailblazers of the NBA. Cohen's extensive background includes ticket sales, suite sales, club ticket sales and advertising, as well as past experience in reshaping ticket programs with other professional teams. Dave's time in Portland was highlighted by the highest season ticket base and the top ticket sales revenue in the history of the Trailblazers as the club sold out 104 consecutive home games. Prior to his tenure in the NBA, he created the ticket sales staff for the Edmonton Oilers, bolstering attendance through increases in group sales and season ticket sales that resulted in saving the Oilers from re-locating. Dave graduated from the University of Portland with a B.A. in communications. He was selected by his peers to the first-ever NBA Tickets Sales Advisory Team. He and his wife, Kathy, have two children; Casey (4) and Kamryn (2).



Mark Fuhrman • Director of Corporate Sales



Mark enters his third season with the Falcons after spending the previous four years with the Pittsburgh Steelers as their director of marketing. Fuhrman is responsible for developing sponsorships for the Falcons corporate partners while servicing existing ones. Prior to his involvement with the Steelers, Mark was the senior manager for NFL Properties, the league's marketing arm. He served as the liaison between all NFL clubs, working closely with the Falcons, and did extensive work with corporate sponsors in extending their sponsorship to the local team level. A graduate of the University of Pittsburgh, Fuhrman has a marketing and promotions background that includes stints with Proctor & Gamble, Miller Brewing Sports Group and the USFL (Pittsburgh Maulers). He and his wife, Nancy, reside in Sugar Hill with their twin sons, Tucker and Tyler (5/30/98).



Billy Johnson • Director of Player Programs



Billy will continue his work with Falcon players on community appearances and on continuing education, family assistance, counseling, financial decision-making and off-season job training. Johnson was honored as a member of College Football Hall of Fame in 2000 and it follows up an induction into the Pennsylvania Sports Hall of Fame. "White Shoes" enjoyed a record-breaking pro career from 1974-88,

which culminated in Johnson being named to the NFL's 75th Anniversary All-Time team for his exploits as a punt returner. This three-time Pro Bowler was also an all-star in the community during his time in the League. He was honored as the NFL Man-of-the-Year with the Houston Oilers and Falcons because of his community endeavors. Billy displayed his speed recently by winning the 2001 National indoor title in the 60 meters in the over 30-year old category at a meet in Boston. He and his wife, Barbara, have four children, Marcy, Kendra, Jared and Jazmyn, and reside in Duluth, Ga.



Frank Kleha • Director of Media Relations



Frank begins his 16th season with the Falcons in 2002. As director of media relations, Kleha helps to arrange media interviews for Falcons players, coaches and front office personnel with local reporters from newspapers, television and radio stations, as well as national media from around the country. He works closely with the weekly NFL television partners in the broadcast of every game and for the local pre-season telecasts. Frank is also the club's publications editor for the yearly information guide for media and fans, as well as the editor of the NFL Gameday program. He continues to coordinate the Falcons' extensive photo library and will oversee the club's conversion to complete digital imaging. A native of Springfield, Va., he graduated from George Mason University with a B.A. in Communications. Frank worked for GMU's sports information office prior to coming to Atlanta and his NFL background also includes a stint with the Washington Redskins. Kleha has been part of a department that has been nominated on two occasions for the prestigious Pete Rozelle Award presented by the Pro Football Writers of America for outstanding service to the media. Frank has been selected by the NFL to coordinate the NFC Championship Game in Green Bay in 1996 and San Francisco in 1997 and 1994. He's also staffed three Super Bowls for the League in Pasadena (XXVIII) and a pair in Atlanta (XXVIII & XXXIV), along with participating in the Falcons' Super Bowl (XXXIII) season in 1999. He and his wife, Wendy, have one son; Cody.



Jack Ragsdale • Director of Ticket Operations



The 2002 season marks Jack's 19th year with the Falcons organization. Ragsdale will coordinate the club's ticket operations from the Georgia Dome for the 11th campaign. Jack was hired by the birds after a decorated career in the military as a U.S. Army Lieutenant Colonel. Ragsdale served 21 years in the Army and was awarded the Distinguished Flying Cross, Bronze Star and Purple Heart for his bravery in action. A "Peach State" native of North Georgia College, he grew up rooting for the Falcons as a youth. He and his wife, Brenda, reside in Marietta, Ga.


Aaron Salkin • Director of Football Communications


Aaron will enter his fourth season as director of football communications for the Falcons. A 1993 graduate of Syracuse University, Salkin spent six seasons with the New York Giants before joining Atlanta. He is responsible for coordinating all football-related media coverage for the Falcons. He spent his first five seasons with the Giants as the assistant director of public relations and was promoted to director of media relations prior to the start of the 1998 season. Salkin was part of the Giants 1994 staff that received the coveted Pete Rozelle Award, which is presented annually by the Pro Football Writers of America to the NFL's top PR staff. The Giants were named a finalist for the award in 1993 and 1996. During his time in the NFL, he has been chosen by the NFL to work three NFC Championship games and seven Super Bowls. Before joining the Giants, Salkin spent two summers interning in the public relations department of the New England Patriots following the hiring of Syracuse head coach Dick MacPherson. Salkin is reunited with head coach Dan Reeves, who was head coach of the Giants during Salkin's first four NFL seasons. A native of Sharon, Massachusetts, Salkin worked in the Syracuse football department during his collegiate years.


Roddy White • Director of Events-Marketing & Entertainment


Roddy enters his first season with the Falcons after having spent six seasons with the Jacksonville Jaguars where he served as director of brand development and special events. White is responsible for the Falcons special event development, entertainment and game enhancements during Falcons home games. White's event production background includes the past nine Super Bowl pregame shows, the 2002 Winter Olympic Games and the 1994 World Cup opening ceremonies in Washington D.C. A graduate of the University of Georgia, Roddy and his wife, Patti, reside in Marietta, Ga.



Gigi Andrews
Administrative Asst.
Marketing & Sales



Andrew Bishop
Team Doctor



Connie Bonner
Ticket Accounting
Manager



Leslie Brown
Corporate Services
Coordinator



Phil Caldwell
Ticket Sales
Coordinator



Kristy Carder
Cheerleaders



Carolyn Cathey
Office Administrator



Joe Choate
Building Maintenance



Brent Coleman
Asst. Dir. of Ticket
Operations



Angelia Couch
Executive Assistant
Marketing



Jimmy Cribb
Photography Services



Randy Cronin
Team Doctor



Chris Demos
Coordinator-
Program Development/
Player Outreach



Roy Fulton
Administrative Asst.
Office of the Chariman



Carmine Gianitti
Account Executive
Ticket Sales



Chase Gardner
Ticket Sales Manager



Dr. Charles Harrison
Team Doctor



Scott Henriksen
Ticket Sales Manager



Jim Hewitt
Grounds Maintenance



Trey Humphreys
Mascot Coordinator



Brian Hudspeth
Scouting Assistant



James Jones
Grounds Maintenance
Assistant



Brenda Johnston
Executive Assistant
Head Coach



Kim Kosbe
Coordinator
Events/Spouses Programs



Jill Kraft
Administrative Asst.
Training/Medical



Dan Levak
Manager of New Media



Kim Mauldin
Executive Assistant
Chairman, Pres. & CEO



Thomas Meunier
Ticket Distribution Mgr.



Ed Minnegar
Account Executive



Cecil Mullins
Facilities Coordinator



Lori Naseman
Senior Accountant



Wallace Norman
Manager
Payroll/Employee
Benefits



Travis Pellemounter
Ticket Sales Manager



Deidre Pickering
Administrative Asst.
Football Operations



Karen Pieretti
Travel Coordinator



Steve Rodriguez
Communications Asst.



Michelle Rowand
Administrative Asst.
Community Relations



Tim Russell
Account Executive
Ticket Sales



LuAnn Stanaland
Administrative Asst.
Atlanta Falcons
Youth Foundation



Richard Stewart
Coordinator
NFL Programs



Allison Thomas
Account Executive
Ticket Sales



Spencer Treadwell
Logistics Coordinator



Joel Vece
Account Executive
Ticket Sales



Gail Warren
Receptionist



Donna Wilson
Housekeeping




Carol Woody
Administrative Asst.
Ticket Office



Doug Worthan
Security
Head Coach

VETERANS



2002 TRAINING CAMP ROSTER

No.	Name	Pos.	Ht.	Wt.	Birth Date	Exp.	College	How Acq.
2	Allen, Matt	P	6' 4"	246	10 / 23 / 77	1	Troy State	FA '02
33	Ambrose, Ashley	C B	5' 10"	187	9 / 17 / 70	11	Mississippi Valley State	UFA '00 (N.O.)
64	Bibla, Martin	G	6' 3"	306	10 / 4 / 79	R	Miami	D4 '02
21	Bolden, Juran	C B	6' 2"	207	6 / 27 / 74	6	Mississippi Delta	FA '02
17	Bonner, Dusty	QB	6' 2"	230	10 / 27 / 78	R	Valdosta State	FA '02
56	Brooking, Keith	L B	6' 2"	245	10 / 30 / 75	5	Georgia Tech	D1 '98
34	Buchanan, Ray	C B	5' 9"	186	9 / 29 / 71	10	Louisville	UFA '97 (Ind.)
20	Carpenter, Keion	S	5' 11"	205	10 / 31 / 77	4	Virginia Tech	UFA '02 (Buf.)
35	Carty, Johndale	S	6' 0"	196	8 / 27 / 77	4	Utah State	D4 '99
44	Christian, Bob	F B	5' 11"	232	11 / 14 / 68	10	Northwestern	UFA '97 (Car)
71	Claridge, Travis	T/ G	6' 5"	300	3 / 23 / 78	3	U S C	D2 '00
18	Coleman, Michael	WR	5' 11"	190	7 / 9 / 80	R	Widener	D7a '02
83	Crumpler, Alge	T E	6' 2"	262	12 / 23 / 77	2	North Carolina	D2 '01
94	Dalton, Antico	L B	6' 1"	238	12 / 31 / 75	1	Hampton University	FA '02
77	Davis, Curt	DE	6' 3"	277	12 / 12 / 78	R	Arkansas	FA '02
54	Draft, Chris	L B	5' 11"	232	2 / 26 / 76	4	Stanford	W '00 (S.E)
75	Dronett, Shane	D E	6' 6"	300	1 / 12 / 71	11	Texas	FA '97
45	Duckett, T.J.	RB	6' 0"	254	2 / 17 / 81	R	Michigan State	D1 '02
28	Dunn, Warrick	RB	5' 9"	180	1 / 5 / 75	6	Florida State	UFA '02 (T.B.)
16	English, R.J.	WR	6' 2"	213	5 / 16 / 79	R	Pittsburgh	FA '02
4	Feely, Jay	K	5' 10"	206	5 / 23 / 76	2	Michigan	FA '01
86	Finneran, Brian	W R	6' 5"	210	1 / 31 / 76	3	Villanova	FA '00
92	Flemons, Ronald	D E	6' 5"	265	10 / 20 / 79	2	Texas A&M	D7c '01
65	Forney, Kynan	G	6' 2"	305	9 / 8 / 78	2	Hawaii	D7b '01
63	Garza, Roberto	C	6' 2"	296	3 / 2 / 79	2	Texas A&M- Kingsville	D4a '01
81	Graham, Jeff	WR	6' 2"	206	2 / 14 / 69	12	Ohio State	FA '02
46	Grant, Karim	L B	6' 4"	235	12 / 25 / 76	R	Arcadia (Canada)	FA '02
42	Hall, Corey	S	6' 4"	203	1 / 17 / 79	2	Appalachian State	D7a '01
98	Hall, Travis	D E	6' 5"	295	8 / 3 / 72	8	B Y U	D6 '95
39	Harris, Corey	S	5' 9"	197	3 / 31 / 78	R	Arkansas	FA '02
14	Hill, Kahlil	WR	6' 2"	200	3 / 18 / 79	R	Iowa	D6 '02
59	Holecek, John	L B	6' 2"	242	5 / 7 / '72	8	Illinois	UFA '02 (S.D.)
6	Holmes, Brian	K	5' 11"	195	10 / 9 / 77	R	Samford	FA '02
47	Hudson, Chris	S	5' 10"	199	10 / 6 / 71	7	Colorado	FA '01
95	Jasper, Ed	N T	6' 2"	293	1 / 18 / 73	6	Texas A&M	FA '99
84	Jefferson, Shawn	W R	5' 11"	185	2 / 22 / 69	12	Central Florida	UFA '00 (N.E.)
36	Jervey, Travis	R B	6' 0"	222	5 / 5 / 72	8	Citadel	FA '01
11	Johnson, Doug	Q B	6' 2"	225	10 / 27 / 77	3	Florida	FA '00
73	Kadela, Dave	T	6' 6"	294	5 / 6 / 78	1	Virginia Tech	FA '01
69	Kanoa, Manly	G	6' 4"	315	10 / 22 / 79	R	Hawaii	FA '02
51	Kelly, Jeff	L B	5' 11"	242	12 / 13 / 75	4	Kansas State	D6 '99
89	Kelly, Reggie	T E	6' 3"	255	2 / 22 / 77	4	Mississippi State	D2 '99
97	Kerney, Patrick	L B	6' 5"	273	12 / 30 / 76	4	Virginia	D1 '99
15	Kittner, Kurt	QB	6' 2"	221	1 / 23 / 80	R	Illinois	D5b '02
85	Kozlowski, Brian	T E	6' 3"	250	10 / 4 / 70	9	Connecticut	FA '97
38	Layne, George	F B	5' 11"	250	10 / 9 / 78	2	TCU	FA '01
68	Lessman, Curt	C	6' 3"	294	3 / 28 / 79	R	NW Missouri	FA '02
41	Lyle, Keith	S	6' 2"	210	4 / 17 / 72	9	Virginia	UFA '02 (Wash)
22	McBurrows, Gerald	S	5' 11"	208	10 / 7 / 73	8	Kansas	UFA '99 (St.L.)
47	McCadam, Kevin	S	6' 1"	219	3 / 6 / 79	R	Virginia Tech	D5a '02

2002 TRAINING CAMP ROSTER

No.	Name	Pos.	Ht.	Wt.	Birth Date	Exp.	College	How Acq.
62	McClure, Todd	C	6' 1"	286	2 / 16 / 77	4	LSU	D7 '99
88	McCord, Quentin	WR	5' 10"	188	6 / 26 / 78	2	Kentucky	D7d '01
67	McFadden, Marques	OL	6' 5"	320	9 / 12 / 78	1	Arizona	FA '02
80	McGriff, Travis	WR	5' 8"	185	6 / 24 / 76	4	Florida	FA '02
96	Miller, Brandon	NT	6' 0"	299	11 / 27 / 75	3	Georgia	FA '02
19	Mills, Shawn	WR	6' 1"	184	2 / 10 / 77	1	Southern Mississippi	FA '01
13	Mohr, Chris	P	6' 5"	215	5 / 11 / 66	13	Alabama	FA '01
99	Moore, Ron	NT	6' 2"	312	8 / 10 / 77	2	Northwestern Okla. St.	FA '01
49	Neil, Dallas	TE	6' 1"	235	9 / 30 / 76	2	Montana	FA '02
90	Overstreet, Will	LB	6' 2"	259	10 / 7 / 79	R	Tennessee	D3 '02
61	Page, Craig	C	6' 3"	288	1 / 17 / 76	3	Georgia Tech	FA '02
93	Perry, Fred	DE	6' 1"	235	1 / 5 / 75	1	Southern Arkansas	FA '02
82	Philyaw, Maren	WR	6' 2"	208	12 / 19 / 77	2	Troy State	D6 '00
48	Rackley, Derek	TE	6' 4"	250	7 / 18 / 77	3	Minnesota	FA '00
20	Rossum, Allen	CB	5' 8"	178	10 / 22 / 75	5	Notre Dame	UFA '02 (G.B.)
26	Sadler, Adrian	CB	5' 9"	184	3 / 10 / 78	1	Rice	FA '02
76	Shaffer, Kevin	T	6' 5"	290	3 / 2 / 80	R	Tulsa	D7b '02
72	Shepherd, Gannon	T	6' 7"	308	1 / 4 / 77	1	Duke	FA '02
53	Simoneau, Mark	LB	6' 0"	234	1 / 16 / 77	3	Kansas State	D3 '00
23	Sims, Eric	CB	5' 11"	180	8 / 10 / 79	R	Eastern Kentucky	FA '02
91	Smith, Brady	DE	6' 5"	274	6 / 5 / 73	7	Colorado State	UFA '00 (N.O.)
43	Smith, Maurice	RB	6' 0"	235	2 / 14 / 77	3	North Carolina A & T	FA '00
52	Stewart, Matt	LB	6' 3"	232	8 / 31 / 79	2	Vanderbilt	D4b '01
96	Tanuvasa, Maa	DT	6' 2"	270	11 / 06 / 70	9	Hawaii	UFA '02
55	Thierry, John	LB	6' 4"	262	9/4/71	9	Alcorn State	UFA '02 (G.B.)
66	Thompson, Michael	T	6' 4"	295	2 / 11 / 77	3	Tennessee State	D4 '00
79	Togia, Jerry	NT	6' 2"	310	8/2/75	R	Kansas State	FA '02
50	Ulmer, Artie	LB	6' 3"	247	7 / 30 / 73	5	Valdosta State	FA '01
37	Vaughn, Darrick	CB	5' 11"	193	10 / 2 / 78	3	Southwest Texas	D7 '00
7	Vick, Michael	QB	6' 0"	215	6 / 28 / 80	2	Virginia Tech	D1 '01
24	Weary, Fred	CB	5' 10"	181	4/12/74	5	Florida	D4 '98
74	Weiner, Todd	T	6' 4"	297	9 / 16 / 75	5	Kansas State	UFA '02 (Sea)
70	Whitfield, Bob	T	6' 5"	310	10 / 18 / 71	11	Stanford	D1a '92
87	Whitted, Alvis	WR	6' 0"	186	9 / 4 / 74	4	North Carolina State	FA '02
27	Williams, Terrance	HB	5' 10"	185	9/18/78	R	Central Florida	FA '02
94	Wingrove, Ryan	DE	6' 3"	250	7/3/79	R	Bowling Green	FA '02

PRONUNCIATION GUIDE

Juran Bolden – GER-on
 Keion Carpenter – KEE – on
 Alge Crumpler – Al-GEE
 Shane Dronett – Drow- NET
 Brian Finneran – FIN- ur-in
 Kynan Forney – KEY-nin – FOUR –knee
 Kahlil Hill – Ka-LIL
 John Holecek – Hole-a-SEC
 Dave Kadela – CA-del-a

Manly Kanoa – Ka – KNOW – a
 Patrick Kerney – KUR-nee
 Chris Mohr – MORE
 Maren Philyaw – PHIL-yaw
 Mark Simoneau – Sim-in-O
 John Thierry – THEAR-ee
 Jerry Togiai – TOAG – ee- eye
 Todd Weiner – WINE- err



ASHLEY AMBROSE



CORNERBACK

5-10 • 187

11th season • Mississippi Valley State

Born 9-17-70 • New Orleans, LA

Acq: UFA- N.O. (2-12-00)

ATLANTA FALCONS

Transactions: Originally a second round (29th pick overall) draft choice by Indianapolis in 1992. Signed by Cincinnati as an unrestricted free agent from Indianapolis on February 25, 1996. Signed by New Orleans as an unrestricted free agent from Cincinnati on July 14, 1999. Signed by Atlanta as an unrestricted free agent from New Orleans on February 12, 2000.

FALCON NOTES...

- Owns a home in Atlanta suburb across the street from best friend and teammate Ray Buchanan.
- Donates \$150 per pass defended to the Muscular Dystrophy Association and gives 10 tickets per home game to inner city school kids that makes all As.

NFL: Highly-regarded defender who is considered one of the top cornerbacks in the NFL...A proven veteran capable of shutting down the opponent's top receiver...Tied for 6th in the NFL for interceptions since 1997 with 20...Established single-season career high in 2001 with 63 tackles...Tied with Ray Buchanan for team-high honors with five interceptions last season...Named to Pro Bowl in 1996 after leading the Bengals with eight interceptions...Has totaled 33 interceptions through 10 seasons...Reunited with Pro Bowler and former Colts teammate Ray Buchanan (1993-95) to form one of the league's top duos...Starter in 107 of 151 games played with added post-season experience (three games), which includes playing in the AFC Championship Game with Indianapolis in 1995.

2001: Strong season included starting all 16 contests and was the club's most consistent member of the secondary...Finished with a career-best 63 tackles, breaking his old mark of 57 stops in 1996 with Cincinnati and in 1999 with New Orleans...His 55 solo stops was the third-highest on the team...By tying Ray Buchanan for team-high lead with five interceptions, it marked the fourth time in 10 seasons that he had four or more interceptions in a season...Also recovered one fumble and had seven passes defended...Tied with Ryan McNeil, Darren Sharper and Eric Davis with 20 interceptions since the 1997 season...Part of an aggressive secondary at New Orleans (10/21) that limited the Saints to just 130 total yards and three points in the second half in a huge 20-13 road victory. Tight coverage in the secondary allowed the defense to record a season-high five sacks. On 3-3 from the Atlanta four-yard line in the second quarter, he stopped dangerous QB Aaron Brooks on a bootleg around left end on a perfect one-on-one open field tackle to thwart a potential touchdown run. New Orleans had to settle for a 23 yard field goal instead. Named co-defensive player of the game for his contributions along with LB Mark Simoneau...Finished with seven tackles, a recovered fumble and one pass defended vs. New England (11/14)...Led the charge vs. Dallas (11/11) with six tackles and helped hold the Cowboys to just 114 yards passing as tight coverage in the secondary also accounted for three sacks on the day...Intercepted his first passes of the season in a big 23-20 victory at Green Bay (11/18) with a pair of picks, including the game-clinching theft with 1:08 remaining. It marked his third, two interception game of his career and first since the 1999 season in New Orleans. It was also the first time a Falcon had two interceptions in a game since Ray Buchanan vs. Carolina (10/29/00). Picked off a QB Brett Favre pass on the third play of the game at the Green Bay 44-yard line. With Green Bay trailing 23-20 and facing a 2-10 from the Atlanta 45-yard line late in the game, QB Brett Favre dropped back to pass. Favre launched a high pass towards Ambrose and WR Bill Schroeder near the Atlanta goal line and Ambrose intercepted the pass at the two-yard line to seal the win...At Carolina (11/25), he picked off a pass for the second straight game and amassed six tackles. On 3-11 from the Atlanta 45-yard line, stepped in front of WR Donald Hayes to intercept a QB Chris Weinke pass and returned it six yards. Part of a

defense that allowed a season-low 247 total yards and in the process was named overall MVP along with LB Keith Brooking by coaches...Picked off a QB Peyton Manning pass and had six tackles against his former team at Indianapolis (12/16)...Helped shut down the Dolphins offense, holding it to season-lows of 226 total yards, 12 first downs and 50 yards rushing at Miami (12/30)...Intercepted his fifth pass of the season in the first quarter in the season finale at St. Louis (1/6/02). On 2-9 from the St. Louis 45-yard line, he picked off a pass intended for WR Torry Holt at the Atlanta 28 to thwart a potential scoring opportunity.

2000: Started all 16 games at LCB in his first season in Atlanta...Totaled 46 tackles, a team-leading 17 passes defended, four interceptions for 139 return yards with one touchdown and one forced fumble...Returned an interception 36 yards for a touchdown to help Atlanta secure a 36-28 victory over San Francisco (9/3) in the season opener. After S.F. closed to 29-21 in third quarter, stepped in front of WR Jerry Rice and picked off a QB Jeff Garcia pass at the S.F. 36-yard line and raced into the end zone to give the Falcons a 36-21 advantage. It marked the third time he has returned an interception for a touchdown in his career and the first for a score since at Buffalo (11/7/96) as a member of the Cincinnati Bengals (31 yards). Finished with two tackles, a forced fumble and one pass defended. Credited with forced fumble on RB Charlie Garner in first quarter (ball went out of bounds and S.F. retained possession). Named defensive MVP by coaches...Picked off one pass in the deciding fourth quarter and returned it 37 yards in a 15-10 victory at Carolina (9/17) two weeks later. On 1-10 at Carolina 47-yard line with under nine minutes remaining in the contest and the score tied at 10, intercepted a QB Steve Beuerlein pass intended for WR Muhsin Muhammad at the Atlanta 33-yard line and returned it 37 yards to the Carolina 30. The theft set-up the game-winning 37-yard field goal on ensuing drive with just over four minutes left on the clock. Part of a defense that limited Carolina to 95 second half yards with four takeaways and the tight coverage in the secondary accounted for four quarterback sacks...Intercepted a crucial pass and returned it 24 yards and finished with three tackles and three passes defended vs. New York Giants (10/8). The pick was his team-high third of the season after six games. On 1-10 at the 50-yard line with 8:49 remaining and Atlanta trailing 13-6, intercepted a pass intended for WR David Campbell and returned it 24 yards to New York 42 to give Atlanta a chance to drive for tying score. But Atlanta's ensuing drive failed...Totaled a big interception to go along with four tackles and two passes defended in a 13-12 win vs. Carolina (10/29). Part of one of the best defensive efforts of the season, limiting Carolina offense to 209 total yards and just 30 rushing yards on 20 carries with no touchdowns scored and 179 yards passing with three interceptions. Picked off a pass from QB Steve Beuerlein intended for WR Isaac Byrd at Atlanta 39-yard line and returned it 42 yards to Carolina 19 with :35 left in first half. But TE Reggie Kelly fumbled it back to Carolina on next play...Picked off an apparent pass intended for WR Andre Rison in second quarter at Oakland (11/26) but the play was reversed on a challenge by Oakland. Part of a unit that went 25 straight quarters without allowing a touchdown until the streak was stopped on Oakland's third possession in second quarter.

1999: Started all 16 games at LCB for New Orleans...Amassed 57 tackles (seventh-highest) and finished tied for sixth in the NFL with a team-best six interceptions (for 27 return yards). The six interceptions were the second highest single-season total of his career (to the eight in '96) and was the most by a Saints cornerback since Toi Cook had six in 1992...Also led New Orleans with 16 passes defended and added a pair of fumble recoveries...Made two solo tackles, one interception return for 16 yards, and one pass defense at San Francisco (9/19) in the season opener...Had five solo tackles, tied a career high with two interceptions with returns of one yard and four yards, and also had three passes defended the following week at Chicago (10/3)...Recovered a fumble and amassed three solo tackles vs. Atlanta (10/10)...Totaled a season-high seven solo stops, one theft for six return yards and two passes defended vs. Tennessee (10/17)...Recovered a fumble and added three solo tackles vs. Tampa Bay (11/7)...Knocked down two passes and had four solo tackles at St. Louis (11/28) despite having to leave the game temporarily with a sprained right ankle...Picked off a Chris Chandler pass at his own 35-yard line to thwart a potential Falcon scoring drive at Atlanta (12/5)...Intercepted his sixth pass of the season for no return yards and made four solo stops at Baltimore (12/19)...Managed four solo tackles before being forced from game in second half with a sprained ankle vs. Dallas (12/24)...Returned to start season finale at Carolina (1/2/00) and came up with season team high with four passes defended and three total tackles.

1998: Started at LCB for the third straight season in Cincinnati...Ran his string of consecutive starts to 42 before a knee sprain sidelined him for one game...Started Weeks 1-10 and 12-16 at LCB...Suffered left knee sprain in Week 10 at Minnesota (11/15), and placed on inactive list for Week 11 vs. Baltimore (11/22)...Played 913 snaps (of 1037 total), second-most on defense behind LB Takeo Spikes...Had two interceptions, and ranked second on team with 15 passes defended...His 13 interceptions over the last three seasons were the Bengals' most during that span...Made a key play in victory at Detroit (9/13), with diving interception of Scott Mitchell pass at Lions 31 with 0:35 remaining, ending Lions' last chance for a win in regulation time. Also at Detroit, had two passes defended, and his four solo tackles included one for four-yard loss on Barry Sanders...Had three tackles (two solo) in victory vs. Pittsburgh (10/11), and his three passes defended included a blitz on which he batted down a Kordell Stewart pass on a third-and-seven play from the Bengals' 22-yard line in fourth quarter, forcing Steelers to settle for a field goal...Had five solo tackles vs. Denver (11/1), and forced a Broncos punt in third quarter by batting down a John Elway pass on a blitz...Had season-high seven tackles (all solo) vs. Buffalo (12/6), tying for team-high...Had six tackles (five solo) in victory at Pittsburgh (12/20), leading team in solos...Stole a Trent Dilfer pass in end zone to halt Bucs scoring threat vs. Tampa Bay (12/27).

1997: Only Bengals DB to start every game...His 1079 scrimmage snaps led the team by 75 over second-place James Francis...Former Colt sparked team's defensive effort in 28-13 win at Indianapolis (11/9), intercepting two Kelly Holcomb passes with two passes defended and a ten-yard sack. First INT stopped Colts drive at Bengals four yard line in second quarter, and Ambrose returned 29 yards, preserving scoreless tie. Second INT stopped Colts at Bengals 16 in third quarter, and Ambrose returned 27 yards, preserving a 14-10 lead. Ten yard sack on Holcomb forced punt in first quarter...Had two takeaways in second quarter at Baltimore (9/7), recovering Earnest Byner fumble at the Bengals 42 to set up drive for game's first TD, and intercepting Vinny Testaverde pass at Bengals 45 to set up field goal...Recovered Ricky Watters' fumble at Eagles 35 at Philadelphia (11/30), setting up TD drive for 14-7 lead...Team-leading total of 26 passes defended was twice as many as second-place Corey Sawyer...Had major test vs. Dallas (12/14), matched on WR Michael Irvin for most of game, and finished with six passes defended, a team season-high for one game. Awarded special-effort game ball by coaching staff for returning to finish Dallas game after suffering fractured left thumb in third quarter...Credited with four passes defended vs. Baltimore (12/21)...Led team with eight solos at Tennessee (10/12)...Led DB's with eight solos vs. Jets (9/28), and also had two passes defended.

1996: Started every game and led the team in total snaps played with 1229...First Bengal since Anthony Munoz in 1990 to make Associated Press All-Pro team...Also named an AFC starter for Pro Bowl, and had Pro Bowl-record 54-yard interception return for TD against Carolina's Kerry Collins to help spark AFC's comeback victory...Named AFC Defensive Back of the Year by fellow players on NFL Players Association ballot (Mackey Award)...Had most interceptions by a Cincinnati player since David Fulcher recorded eight in 1989...Finished second on team in passes defended (20), one behind CB Jimmy Spencer...Made presence felt immediately, starting in season opener at St. Louis (9/1) with an interception, a forced fumble, four passes defended and two tackles (one solo)...At San Diego (9/8), had two interceptions and five tackles (four solo)...Stopped Steeler scoring drive at Pittsburgh (10/13) with end-zone interception just before half-time...Set up game's first TD at San Francisco (10/20) with first-quarter interception at 49ers 23-yard line...Helped key Bengals' comeback win at Baltimore (11/3) with end-zone interception in fourth quarter...Had an interception, seven solo tackles and three passes defended in victory vs. Pittsburgh (11/10)...Scored TD on 31-yard interception return at Buffalo (11/17), cutting in front of WR Quinn Early on a sideline pattern. Played 182 special teams snaps, most special teams snaps of any regular starter.

1995: Came on strong in late season...Intercepted two passes for 12 yards as Indianapolis shut down New England (12/23) 10-7 to clinch playoff berth...Started all three Indy playoff games, and totaled three INTs, including one INT for two yards in playoff victory at Kansas City (1/7/96)...Totaled three INTs in regular season, tying Eugene Daniel for team lead...First interception of season came in 21-18 victory vs. Rams (10/1). Also had forced fumble in that game...Had 13 tackles and eight passes defended in playoffs.

1994: Played all 16 games for first time in career...Started Weeks 1-3 at LCB and Week 8 at RCB...Tied for second on Colts with 14 passes defended for the season...Career-long INT return at Seattle (12/4) with a 42-yarder...Credited with four passes defended in 10-6 victory vs. Miami (12/18), including break-ups on Dolphins' final two plays of game from Indy two-yard line.

1993: Saw action in 14 games for Indianapolis, and started Weeks 4 and 6-10...Had 44 tackles and five passes defended for the season, and had career-best game in tackles with ten (nine solo) at Washington (11/7).

1992: Opened NFL career as a starter in victory vs. Cleveland (9/6)...Also started at Houston (9/13), but suffered fractured right ankle in that game...Returned in reserve role at San Diego (11/1), after missing five games...Finished season with eight tackles and four passes defended.

College: Four-year letterman at Mississippi Valley State, with 17 INTs for 300 yards, 40 passes defended and 110 tackles. Had seven kick returns for TDs (four on punts, three on kickoffs), tying NCAA Division I-AA record. His three punt returns for TD's as a senior led the nation.

Personal: Married (Monica) with a daughter, Aisha (10/28/98) and a son, Ashley, Jr. (7/27/01). Hometown is New Orleans, where he attended Alcee Fortier HS. Lettered in track and football. Owns a home in Atlanta suburb across the street from best friend and teammate Ray Buchanan. Helped Buchanan record his first album as a singer ("Favor") in 1998, which is a collection of inspirational songs. Hobbies include video games, golf, and traveling. Holds bachelor's degree in industrial technology from MVSU. Donates \$150 per pass defended to Muscular Dystrophy Association and gives 10 tickets per home game to inner city school kids that make all A's. Developed the "Ashley Ambrose All - A's Club" that rewards high school football players who excel academically. The program began at his alma mater, Alcee Fortier High, in New Orleans. For his involvement, he was a finalist for the NFL Extra Effort Award for month of October of 2000. Also donated Saints tickets to those scholar-athletes through the help of area high school coaches. Participated in VH-1's Save the Music program and in the NFL United Way Hometown Huddles campaign.

NFL, Most Interceptions Since 1997

<u>Player</u>	<u>No.</u>
Ray Buchanan, Atl	27
Donnie Abraham, T.B.	26
Terrell Buckely, Mia, Den, N.E.	25
Sam Madison, Mia	23
Rod Woodson, S.F, Balt	23
Ashley Ambrose, Cin, N.O., Atl	20
Ryan McNeil, StL, Clev, Dall, S.D.	20
Darren Sharper, G.B.	20
Eric Davis, Car, Den	20

Ambrose's Career Statistics

Year	Team	GP/GS	Tckls	Solo	Sacks	Int	FF	FR	PD
1992	Ind	10/2	8	6	0-0	0	0	0	4
1993	Ind	14/6	44	36	0-0	0	0	0	5
1994	Ind	16/4	29	23	0-0	2	0	0	14
1995	Ind	16/0	18	9	0-0	3	1	0	9
1996	Cin	16/16	57	46	0-0	8	1	0	20
1997	Cin	16/16	59	57	1-10	3	0	2	26
1998	Cin	15/15	40	36	0-0	2	0	0	15
1999	N.O.	16/16	57	51	0-0	6	0	0	16
2000	Atl	16/16	46	39	0-0	4	0	1	17
2001	Atl	16/16	63	55	0-0	5	0	1	7
Totals:		151/107	421	358	1-10	33	2	4	133

Ambrose's Postseason Statistics

1995	Ind	3/3	13	8	0-0	1	0	0	8
Totals		3/3	13	8	0-0	1	0	0	8

Ambrose's Best Games

Tackles	Interceptions	Long	Passes Defensed
10 vs. Wash (11-7-93) 8 vs. NYJ (9-28-97) 8 @ Tenn (10-12-97) 7 (5 times) last time vs. N.E. (11-4-01)	2 @ G.B. (11-18-01) 2 @ Chi (10-3-99) 2 @ Indy (11-9-97) 2 @ S.D. (9-8-96)	42t @ Sea (12-4-94) 42 vs. Car (10-29-00) 37 @ Car (9-17-00) 36t vs. S.F. (9-3-00)	6 vs. Dall (12-14-97) 4 @ Car (1-2-00) 4 vs. Balt (12-2-97) 4 @ St.L (9-1-96) 4 vs. Mia (12-18-94)

Ambrose's Best Playoff Games

Tackles	Interceptions	Long	Passes Defensed
8 @ SD (12-31-95) 3 @ Pitt (1-14-96) 2 @ KC (1-7-96)	1 @ KC (1-7-96)	2 @ KC (1-7-96)	4 @ SD (12-31-95) 2 @ KC (1-7-96) 2 @ Pitt (1-14-96)

Honors

1996: AFC-NFC Pro Bowl - - - AP All-Pro - - -
NFLPA (Mackey Award) AFC Defensive Back of the Year



JURAN BOLDEN



CORNERBACK

6-2 • 207

6th season • Miss. Delta

Born 6-27-74 • Washington, D.C.

Acq: FA '02

ATLANTA FALCONS

Transactions: Originally a fourth round (127th pick overall) draft choice by Atlanta in 1996. Waived by Atlanta on September 29, 1998. Claimed off waivers by Green Bay from Atlanta on September 30, 1998. Waived by Green Bay on October 26, 1998. Claimed off waivers by Carolina from Green Bay on October 27, 1998. Signed by Kansas City on April 21, 1999. Waived by Kansas City on September 5, 1999. Signed by Kansas City on September 21, 1999. Waived by Kansas City on December 21, 1999. Signed by Atlanta on January 11, 2002.

FALCON NOTES...

- Goes back home during the offseason and works with the track team at his old high school Hillsborough in Tampa, Fla. Primarily works with the jumpers and the sprinters.

NFL: Big, physical, athletic corner who is making his second stop in Atlanta...Falcons bought out his contract with the Winnipeg Bluebombers of the Canadian Football League before drafting him in fourth round in 1996...Started in 40 games of his CFL career (1995, 2000-2001)...Excelled on special teams early in his NFL career...NFL experience includes stints with Green Bay, Carolina and Kansas City...Returned to play in Winnipeg (2000-2001) for the last two seasons and will compete for nickel back duties in Atlanta in 2002.

2001-2000: Started 17 games for the Winnipeg Bluebombers of the CFL and led the CFL with a team-leading six interceptions for 142 return yards, including one returned for a 41 yard touchdown in 2001...Added 61 tackles (second-highest on team), 10 passes defended, one forced fumble and one blocked kick on special teams...By leading the secondary, Winnipeg's defense paced the CFL in 12 defensive categories and placed second in four others...Winnipeg opponents threw more pass attempts against their defense than any other team in the passing happy league yet Bolden's presence figured prominently in four positive categories: lowest pass completion percentage allowed (best in the CFL), passes intercepted by defense (2nd), average gain per pass attempt allowed (2nd) and fewest passing touchdowns allowed (2nd)...Named a unanimous CFL All-Star and Winnipeg's Outstanding Defensive Player...Started 14 of 18 games played in 2000 and intercepted four passes for 66 return yards with a long return of 61 yards and finished with 40 tackles with one fumble recovery...Also added two blocked kicks.

1999: Performed in seven games with the Kansas City Chiefs before being waived on December 21, 1999...Recorded three special teams tackles.

1998: Played in the first three games with the Falcons and collected five tackles on defense and two special teams stops before being waived...In Atlanta, saw reserve duty on defense at Carolina (9/6), vs. Philadelphia (9/13) and at S.F. (9/27)...At S.F. (9/27) as a nickel back, he was beaten by WR Jerry Rice on touchdown catches of 66 and 26 yards in a 31-20 loss...After being waived by Atlanta two days after that S.F. game, Green Bay picked him up and he played in three games vs. Minnesota (10/5), at Detroit (10/15) and vs. Baltimore (10/25), finishing with three special teams tackles...Was waived by Green Bay and landed in Carolina...Played in six contests for the Panthers, recording six tackles and a fumble recovery in kick coverage...Registered a special teams tackle and fumble recovery on kickoff coverage vs. New Orleans (11/1)...Had a pair of special teams stops at S.F. (11/8)...Totaled two special teams tackles before leaving the game with an injured left heel at St. Louis (11/22).

1997: Turned into a special teams standout and capable nickel back in his second season in Atlanta...Played in 14 games with one start when the club opened in nickel defense at Seattle (11/30)...Performed a key role in helping punter Dan Stryzinski lead the NFL in fair catches forced (45) and by allowing only 21 of 89 punts to be returned as the club's outside "gunner"...Also was part of a kickoff coverage unit that posted the sixth-lowest kickoff return average in the NFL at 23.5...Atlanta's special teams were ranked fifth in the entire league in overall performance (according to Dallas Morning News' annual rankings)...Amassed seven solo stops and a pass defended on defense and five special teams tackles...Recorded the first start of his NFL career at Seattle (11/30) as the club opened with three cornerbacks, registering a personal-best four tackles and knocked down a potential touchdown pass...Logged time in the secondary vs. Oakland (9/14), at S.E. (9/21), Denver (9/28), vs. S.E. (10/19) and vs. Philadelphia (12/14).

1996: As an NFL rookie, he mainly saw action on special teams, ending up fifth on the team with 11 tackles...Recorded a team-high three tackles on special teams at Dallas (10/20), including one stop on dangerous kickoff returner Herschel Walker for no gain...Injured his right elbow trying to block a punt vs. S.E. (12/2) as he was starting to see more time in the secondary and was placed on injured reserve (12/9).

1995: For Winnipeg, he was third in the CFL with a team-high six interceptions in nine games played, while finishing with 17 tackles...Picked off a pass in his first pro start and registered three tackles and another pass defended vs. Ottawa...Vs. Shreveport, he stole two passes off of ex-Falcon QB Billy Joe Tolliver with his first interception coming while covering ex-NFL receiver Odessa Turner.

College: Earned All-America and All-Mississippi JUCO first team honors in 1994, as well as being named the Defensive Player of the Year in the region, finishing with 69 tackles (41 solos), six interceptions, with two for touchdowns at Mississippi Delta Junior College. He was credited with four forced fumbles, two fumble recoveries and 17 passes defended. In 1993, he garnered All-American and All-State first team status again with 55 tackles, six thefts for 129 return yards and one touchdown and a sack. He was also named the Mississippi Delta Defensive Player of the Year. Also blocked four punts in two seasons on special teams. At the JUCO level, he ended up with 12 interceptions for 266 return yards (22.0 avg.) with three touchdowns in 20 games played.

Personal: Married (Kimberly), with one son, Kenyon and one daughter, Marnika. Born on June 6, 1974 in Washington, DC. Nicknamed "Big Stick" during his first stint with the Falcons for his big hits on special teams, including one particular hit on Dallas' Herschel Walker in 1996. He established two state junior college track records with a 100 meter time of 10.28 and a 200 meter clocking of 20.9. Hails from the same Hillsborough High School in Tampa, Fla. that produced future pro athletes such as new Braves outfielder Gary Sheffield and pitcher Doc Gooden. Excelled as a safety and running back at Hillsborough H.S.

Bolden's Career Statistics											
Year	Team	GP/GS	Tckls	Solo	INT's	Yds	TD	PD	FF	FR	SpTms
1996	Atl	9/0	0	0	0	0	0	0	0	0	11
1997	Atl	14/1	7	7	0	0	0	1	0	0	5
1998	Atl/GB/Car	12/0	5	5	0	0	0	1	0	1	11
1999	KC	7/0	7	7	0	0	0	0	0	0	3
Totals		42/1	19	19	0	0	0	2	0	1	30

Bolden's Best Games		
Tackles	Interceptions	Special Teams Tackles
4 @ Sea (11-30-97) 2 vs. Den (9-28-97) 1 @ Ari (12-21-97)	None	3 @ Cin (11-24-96) 3 @ Dall (10-20-96) 2 @ Det (10-6-96)



ATLANTA
FALCONS



KEITH BROOKING



LINEBACKER

6-2 • 245

5th season • Georgia Tech

Born 10-30-75 • Senoia, GA

Acq: D1 '98 (12th)

ATLANTA FALCONS

Transaction: Originally a first round (12th pick overall) draft choice by Atlanta in 1998.

NFL: Earned first Pro Bowl nod last season after making successful switch from weakside linebacker to middle linebacker with the retirement of Jessie Tuggle...Only Falcons defender to line up in all 957 plays on defense last year...Recorded a career-high and team leading 167 total tackles in 2001...It was the most tackles by a Falcons defender since Tuggle registered 184 in 1996...With 110 solo stops, becomes only the fourth Falcons player in team history to collect over 100 solo tackles in a season...Totaled 10 or more tackles in a single game in 11 of 16 games last year...In eight of those 16 games, he had a big play with either an interception, forced fumble, fumble recovery or sack...Captured first ever NFC Defensive Player of the Week (6) award in 2001...Promising third season in 2000 was cut short due to a sprained left foot that required surgery and forced him from lineup after five games...Intense, throwback-type player...Took over weakside linebacker duties in first season as full-time starter in 1999 and showed flashes of future Pro Bowl potential, finishing second on the team in solo tackles with 75 behind Jessie Tuggle's team-leading 85.

FALCON NOTES...

- A spokesman for the Atlanta Community Foodbank, Brooking donated \$50 to the organization for every tackle he made last year.
- Holds an annual golf invitation to raise money for his alma mater, East Coweta High School in Senoia, Ga.
- Is a historian of the game when it comes to the linebacker position. In fact, he has two dogs, Butkus and Nobis, named after Chicago Bears Hall of Famer Dick Butkus and Falcon great Tommy Nobis, respectively.

2001: Started all 16 games for first time in career and did not miss a play on defense in 957 total snaps as he moved to MLB...Led the team and set a personal-best with 167 tackles, besting the 95 stops in 1999...With 110 solo tackles, joins Tommy Nobis (twice), Buddy Curry (twice) and Jessie Tuggle (seven times) as one of only four players to ever eclipse 100 or more solo tackles in a season...First Pro Bowl player from the Falcons roster since 1998 season when six players were voted to Hawaii...Also added a career-high 3.5 sacks, two interceptions, two forced fumbles, two fumble recoveries and seven passes defended...With his opening day start at middle linebacker at S.F. (9/9), it marked the first time that a player other than Tuggle had lined up at MLB since the 1989 season. Made successful return from season-ending foot surgery in 2000 by registering a team-high and tied a career-best with 15 tackles with one sack. Sacked QB Jeff Garcia after rushing the passer as a down lineman on 3-9 from S.F. 41-yard line in the first quarter to force a punt...Totaled 14 tackles to tie LB Chris Draft for team-high honors vs. Carolina (9/23) and recovered one fumble. Recovered a RB Tshimanga Biakabutka fumble at the end of the first half and helped to hold Carolina to only 89 yards on the ground...Paced the team with 11 tackles with another fumble recovery and one interception at Arizona (9/30). Also credited with forcing an interception with his pass rush. After a bad center exchange, he recovered a QB Jake Plummer fumble in the third quarter at the Arizona 39-yard line and Atlanta scored a touchdown on the ensuing drive to take a 20-7 lead. Picked off a Plummer pass in the fourth quarter intended for WR Martay Jenkins with 3:49 remaining at the Atlanta 36-yard line and returned it nine yards to seal the 34-14 victory. Part of a defense that limited Arizona to 91 rushing yards with four takeaways and was named Defensive MVP by coaches...In the rematch vs. S.F. (10/14), he recorded a team-best 12 tackles and added a big forced fumble in the fourth quarter with two QB pressures. With Atlanta clinging to a 20-17 lead in the fourth quarter, he forced a fumble on a hit

to RB Garrison Hearst and it was recovered by CB Ray Buchanan at the S.F. 19-yard line. Atlanta kicked a short field goal to take a 23-17 advantage...Named Defensive Player of the Week for the first time in his career at New Orleans (10/21). Finished with a team-high 12 tackles with one sack and two passes defended. Knocked down a pass in the end zone intended for WR Willie Jackson with :43 remaining and Atlanta leading 20-10. Dumped QB Aaron Brooks for a loss of 12 yards in the first quarter on a blitz. Led an aggressive defense that limited New Orleans to just 130 total yards and three points in the second half. Helped hold RB Ricky Williams, the NFC's second leading rusher at the time, to five yards on eight second half carries. Helped hold New Orleans to an average of just 2.6 yards per rush attempt (63 yards on 24 carries) after it entered the game with a 4.5 average. That is the lowest since Atlanta held Carolina to a 1.5 average on 20 attempts for 30 yards in the 2000 season...Led the team in tackles vs. New England (11/4) and forced a fumble that CB Ashley Ambrose recovered...Led the team again the following week with 11 tackles and added a key interception vs. Dallas (11/11). Sealed the 20-13 victory with an interception of a QB Ryan Leaf pass with just :16 seconds left at the Atlanta 30-yard line. It marked his seventh big play out of eight games played. Shut down the Dallas running game to a mere 23 rushing yards in the second half after surrendering 184 rushing yards in the first half. At the halfway point in the season, Brooking had already broken his career-high in tackles for a season...At Green Bay (11/18), helped to hold the NFL's leading rusher at the time, Ahman Green, to just 62 yards on the ground. Part of a productive defense that created four turnovers with three interceptions and one fumble recovery and held Green Bay to 70 total yards rushing in a 23-20 upset win...Spearheaded an aggressive defense at Carolina (11/25) that stopped the Panthers on a goal-line stand on four straight downs on the one-yard line in the third quarter. On 4-1 from the one, he stuffed RB Richard Huntley with a perfect one-on-one tackle and then received help from his teammates to stop the potential scoring drive. In the fourth quarter with 2:00 remaining and Atlanta clinging to a close 10-7 lead, he was part of a unit that drilled QB Chris Weinke on fourth down and inches. Sacked Weinke for a loss of nine yards in the third quarter to force a 3-17 from the 50-yard line. Finished the day second on the team with 10 tackles with the one sack. It was his eighth double-digit tackle game out of 10 games played to date. Led the defense to a season-low of 247 total yards worth of offense. Named overall MVP by coaches along with CB Ashley Ambrose...Paced the club in tackles with 10 each at Indianapolis (12/16), vs. Buffalo (12/23) and at Miami (12/30)...Also posted a team-leading three passes defended vs. Buffalo (12/23) to garner defensive MVP honors by coaches...At Miami (12/30), he was part of a defense that held Miami to season-lows of 226 total yards, 12 first downs and 50 yards rushing. In the first quarter on 1-10 at the Miami 33-yard line, he tipped a pass in the air that CB Ray Buchanan intercepted at the Atlanta 42 and returned 20 yards. The interception led to a one-yard touchdown plunge by RB Maurice Smith and an early 7-0 Atlanta lead.

2000: Started the first five games of the season before suffering sprained foot at Philadelphia (10/1)...Deactivated vs. New York Giants (10/8), at St. Louis (10/15), vs. New Orleans (10/22) and vs. Carolina (10/29) before he underwent surgery on October 31, 2000 to correct problem and was placed on injured reserve on November 1, 2000...Amassed 37 tackles with one sack...Ended up tied with SS Marty Carter for second on team in tackles vs. S.F. (9/3) in season opener with nine stops. Also added a huge QB pressure. Stopped RB Charlie Garner for one-yard gain in first quarter. Pressured QB Jeff Garcia on a blitz in third quarter, which forced him to underthrow WR Jerry Rice and CB Ashley Ambrose picked off the pass and returned it 36 yards for a touchdown...At Denver (9/10), amassed seven tackles, a sack and a QB pressure. Sacked QB Brian Griese for an eight-yard loss at Atlanta 21-yard line at end of second quarter...Led the team with 12 tackles in a win at Carolina (9/17). Part of a defense that allowed only 59 rushing yards and 95 second half yards, while surrendering just 10 points. Dropped RB Tshimanga Biakabutka for a six-yard loss in second quarter. Stopped Biakabutka for just a two-yard gain in fourth stanza...Recorded second-highest total on team with seven tackles vs. St. Louis (9/24) and QB Kurt Warner and head coach Mike Martz praised Brooking's constant pressure on the quarterback in post-game comments...Totaled four tackles in a quarter and a half at Philadelphia (10/1). Sprained his left foot in second quarter and did not return. Held RB Duce Staley for a one-yard gain in first quarter on Philadelphia's opening drive. Stopped FB Cecil Martin for no gain on a flair pass out of the

backfield on 3-4 from Atlanta 22-yard line to force a field goal...Deactivated for next four games before having surgery.

1999: Became full-time starter in second season...Started and played in 13 games and finished fourth on team with 95 tackles...Second on the club in solo tackles with 75...Added two sacks for minus 15 yards and three passes defended to his totals...In first pro start vs. Minnesota (9/12) in the season opener contributed eight tackles, including two for losses. Called for defensive holding in own end zone which gave Minnesota first down at three-yard line and it scored a touchdown two plays later. Held WR Randy Moss to just a six-yard gain on end around at beginning of fourth quarter...Collected a then career-high 14 tackles at St. Louis (9/26). Caught Marshall Faulk in backfield for two-yard loss on third play of game. Stopped WR Justin Watson for a one-yard loss in fourth quarter and then collared Watson again on next play for a five-yard loss...Recorded his first NFL sack to go along with six tackles vs. Baltimore (10/3). Sacked QB Stoney Case for a nine-yard loss in second quarter and also trapped Case for a six-yard loss in third quarter...Twisted his right knee in third quarter at New Orleans (10/10) and did not return. Replaced in lineup by Ruffin Hamilton. Tackled RB Ricky Williams for a four-yard loss in first quarter...Placed on the inactive list for three weeks vs. St. Louis (10/17), at Pittsburgh (10/25) and vs. Carolina (10/31) with sprained knee and replaced by Hamilton and Craig Sauer in lineup...Returned to starting lineup vs. Jacksonville (11/7) and made two tackles...Finished second on team in tackles with 10 at Carolina (11/28). Penalized five-yards for defensive holding in second quarter and five-yards for encroachment in third quarter...At San Francisco (12/12) established new career-high and was tops on the team with 15 tackles...Ended season vs. San Francisco (1/3/00) by finishing second on the team with nine tackles.

1998: Performed in 15 games and amassed 32 tackles with one interception, three forced fumbles, and two batted balls...Fifth on the team's postseason defensive charts with 13 tackles...Served as team's nickel linebacker in passing situations entire season...Saw extensive time at middle linebacker for injured Jessie Tuggle and in passing downs against St. Louis (11/1) and made a career-best seven tackles with two passes defended...Picked off first career pass from Drew Bledsoe and returned it 12 yards and added one tackle and a special teams stop the following week at New England (11/8)...At St. Louis (11/29), collared five tackles and forced a fumble...Named special teams MVP by coaches with two tackles at New Orleans (12/13) to go along with his two tackles on defense...In the NFC Championship game at Minnesota (1/17/99) tallied eight tackles, second-best on club.

College: Leading tackler in school history with 467 career stops. Team leader in tackles his last three seasons, while averaging 12.8 per game. Recorded two of the top tackle seasons in Tech history with 147 and 146, respectively, as a junior and sophomore. Collected 131 tackles in his final season and added two sacks, two interceptions, three passes defended, eight QB pressures, a fumble recovery, and one blocked field goal to lead Tech to a Bowl game. Finalist for Butkus Award for nation's most outstanding linebacker and voted as a permanent team captain in his final season by his teammates, Top tackler in ACC, averaging 13.3 stops a game in 1995 and second-leading tackler in conference in 1996 with a 13.4 per game average. Started 34 consecutive games to end college career and 36 overall in four years. Collared 20 tackles in a game four times as a collegian against Clemson and rival Georgia. Closed out his brilliant college career with 15 tackles (two for loss), an interception and a QB pressure to help Yellow Jackets defeat West Virginia in Carquest Bowl.

Personal: Single. Nominated for 2002 USA Weekend Magazine's "Most Caring Athlete" award and a "Good Guys" award by The Sporting News for his work in the community. For the second straight year in 2001, Keith served as the team's spokesman for the Atlanta Community Food Bank (ACFB). At the Falcons-Cowboys game on November 11, 2001, Brooking helped sponsor the annual FalCAN Food Drive by spending time prior to the event asking fans to bring canned food to the game for the underprivileged. He donates monetarily to the cause and signed autographs at his high school alma mater, East Coweta, with proceeds going to the ACFB. He spent an entire off-day Tuesday morning the week of Thanksgiving preparing holiday meals for Atlanta's needy in a third annual event sponsored by the ACFB. For his efforts, the league recognized Keith as the NFL Extra Effort

award winner for the month of November 2001. Brooking is always in high-demand for player appearance requests and some appearances over the past year include: an autograph signing to benefit Huntington Disease and as a member of the Celebrity Pit Crew at AMS; auctioned off at a live auction for Juvenile Diabetes for a round of golf for the highest bidder; and supporting local youth football camps. Brooking served as the Grand Marshall (and started the race) for the Aaron 312 NASCAR race at Atlanta Motor Speedway in March of 2000. Keith is a big supporter of East Coweta H.S. as he holds a yearly golf tournament in the offseason with proceeds going to the school's athletic department. A plaque honoring the annual "Keith Brooking Most Dedicated Athletes Award" hangs in the school's front lobby. He also attends as many high school football games as he can at his alma mater each year and takes time to motivate and talk to the players during his many visits. He owns an 180 pound mastiff dog that he named, Butkus, and in the winter of 2002 welcomed a black labrador into his household named, Nobis. This self-described "throwback" player and lifelong NFL fan named his dogs after two of the most feared linebackers in their day, Dick Butkus and ex-Falcon great Tommy Nobis. Brooking loves to watch old footage of Butkus knocking people all over the field. One of his most cherished possessions is a copy of the 1970 Sports Illustrated with Butkus on the cover. Keith was the highest player drafted from the area since former Georgia RB Garrison Hearst was the third overall choice by the Cardinals in '93. Besides being the first ever player selected by the birds in the first round from the state, Brooking was the first Georgia Tech player taken by the team since TE Ken Whisenhunt was chosen in the 12th round in '85. Keith set Tech records with 402 pounds in the clean and 700 pounds in the squat. Keith Howard Brooking was born on October 30, 1975 in Senoia, Ga (pop. 900). He boasts a big, family fan base that includes mother, Brenda Hembree, and father Harvey Brooking, who often travels to road games to watch his son play. Has three brothers and sisters. Keith played about every snap at East Coweta High School in Senoia as a linebacker and tight end as well as long snapper on punts and a member of the kickoff coverage and punt return teams for coach Danny Cronic. The Coweta County Player-of-the-Year was also voted co-team MVP by his teammates. The team captain helped East Coweta to an 8-2 record as a senior and was the winner of the school's Scholar-Athlete award. As an inside linebacker, he made 62 solo tackles and 62 assists for a 124 total. Managed 250 career tackles, including 141 solos. Hauled in 28 receptions for 487 yards with five TDs in that '93 season and for his career totaled 53 catches and seven scores. Starting playing peewee football at the young age of 5 in Forest Park Ga. One of the few NFL players to have played his entire football career in the same state. "My family can drive 30 minutes to see me play. Words can't describe what that means to me", said the huge family man. Favorite Falcon growing up was Jessie Tuggle and he received a framed autographed Tuggle jersey for his 25th birthday from his family that hangs in his game room. "I grew up watching Jessie Tuggle play and all of a sudden I get to the locker room and his locker was right next to mine", Brooking said at Tuggle's retirement in August of 2001. "That was pretty special. When you think of the Atlanta Falcons over the past 14 years, you think of Tuggle. Everything I've taken from him is positive. He's a tremendous player, tremendous person, and I'm a better person for knowing him."

Honors

<p>2001: AFC-NFC Pro Bowl College & Pro Football Newsweekly All-Pro (first team) Football Digest All-Pro (second team) NFC Defensive Player of the Week (6) All-Madden Team</p>
--

BROOKING'S NFL CAREER GAME-BY-GAME

2001 Game-by-Game

Date	Opponent	Tackles	Solo	Sacks	Yds	Int	FF	FR	PD
9/3	@SF	15	9	1.0	6.0	0	0	0	0
9/23	CAR	14	10	0	0.0	0	0	1	0
9/30	@ARZ	11	6	0	0.0	1	0	1	0
10/7	CHI	9	6	0	0.0	0	0	0	0
10/14	SF	12	6	0	0.0	0	1	0	1
10/21	@NO	12	6	1.0	12.0	0	0	0	2
11/4	NE	14	11	0	0.0	0	1	0	0
11/11	DAL	11	8	0	0.0	1	0	0	0
11/18	@GB	6	5	0	0.0	0	0	0	0
11/25	@CAR	10	7	1.0	9.0	0	0	0	0
12/2	STL	7	6	0	0.0	0	0	0	0
12/9	NO	8	5	0.5	3.5	0	0	0	0
12/16	@IND	10	5	0	0.0	0	0	0	0
12/23	BUF	10	7	0	0.0	0	0	0	3
12/30	@MIA	10	6	0	0.0	0	0	0	1
1/6	@STL	9	7	0	0.0	0	0	0	0
Totals		167	110	3.5	30.5	2	2	2	7

2000 Game-by-Game

Date	Opponent	Tackles	Solo	Sacks	Yds	Int	FF	FR	PD
9/3	SF	9	5	0	0.0	0	0	0	0
9/10	@DEN	7	5	1.0	8.0	0	0	0	0
9/17	@CAR	12	8	0	0.0	0	0	0	0
9/24	STL	7	5	0	0.0	0	0	0	1
10/1	@PHI	4	4	0	0.0	0	0	0	0
10/8	NYG				INJURED RESERVE				
10/15	@STL				INJURED RESERVE				
10/22	NO				INJURED RESERVE				
10/29	CAR				INJURED RESERVE				
11/5	TB				INJURED RESERVE				
11/12	@DET				INJURED RESERVE				
11/19	@SF				INJURED RESERVE				
11/26	@OAK				INJURED RESERVE				
12/3	SEA				INJURED RESERVE				
12/17	@NO				INJURED RESERVE				
12/24	KC				INJURED RESERVE				
Totals		39	27	1.0	8.0	0	0	0	1

1999 Game-by-Game

Date	Opponent	Tackles	Solo	Sacks	Yds	Int	FF	FR	PD
9/12	MIN	8	5	0	0.0	0	0	0	0
9/20	@DAL	7	6	0	0.0	0	0	0	0
9/26	@STL	14	10	0	0.0	0	0	0	0
10/3	BALT	6	4	2.0	15.0	0	0	0	0
10/10	@NO	4	2	0	0.0	0	0	0	1
10/17	STL		Inactive						
10/25	@PITTS		Inactive						
10/31	CAR		Inactive						
11/7	JAX	2	2	0	0.0	0	0	0	0
11/21	@TB	4	1	0	0.0	0	0	0	0
11/28	@CAR	10	8	0	0.0	0	0	0	1
12/5	NO	6	4	0	0.0	0	0	0	0
12/12	@SF	15	8	0	0.0	0	0	0	0
12/19	@TEN	5	4	0	0.0	0	0	0	1
12/26	ARIZ	5	4	0	0.0	0	0	0	0
1/3	SF	9	7	0	0.0	0	0	0	0
Totals		95	65	2.0	15	0	0	0	3.0

1998 Game-by-Game

Date	Opponent	Tackles	Solo	Sacks	Yds	Int	FF	FR	PD
9/6	@CAR	1	1	0	0.0	0	0	0	0
9/13	PHILA	2	2	0	0.0	0	0	0	0
9/27	@SF	1	1	0	0.0	0	0	0	0
10/4	CAR		Inactive						
10/11	@NYG	1	1	0	0.0	0	1	0	0
10/18	NO	2	1	0	0.0	0	0	0	0
10/25	@NYJ	1	1	0	0.0	0	0	0	0
11/1	STL	7	4	0	0.0	0	0	0	2
11/8	@NE	1	1	0	0.0	1	0	0	0
11/15	SF	2	0	0	0.0	0	0	0	0
11/22	CHI	1	1	0	0.0	0	0	0	0
11/29	@STL	5	4	0	0.0	0	1	0	0
12/6	IND	0	0	0	0.0	0	0	0	0
12/13	@NO	2	0	0	0.0	0	0	0	0
12/20	@DET	3	2	0	0.0	0	0	0	0
12/27	MIA	3	2	0	0.0	0	1	0	0
Totals		32	21	0	0.0	1	3	0	2

Postseason

Date	Opponent	Tackles	Solo	Sacks	Yds	Int	FF	FR	PD
1/9	SF	4	4	0	0.0	0	0	0	0
1/17	@MIN	8	7	0	0.0	0	0	0	0
1/31	DEN	1	1	0	0.0	0	0	0	0
Totals		13	12	0	0.0	0	0	0	0

Brooking's Career Statistics

Year	Team	GP/GS	Tckls	Solo	INT's	Yds	TD	PD	FF	FR	Sacks
1998	Atl	15/0	32	21	1	0	0	2	3	0	0.0
1999	Atl	13/13	95	75	0	0	0	3	0	0	2.0
2000	Atl	5/5	37	27	0	0	0	1	0	0	1.0
2001	Atl	16/16	167	110	2	17	0	7	2	2	3.5
Totals		49/34	331	233	3	17	0	13	5	2	6.5

Brooking's Postseason Statistics

Year	Team	GP/GS	Tckls	Solo	INT's	Yds	TD	PD	FF	FR	Sacks
1998	Atl	3/0	13	12	0	0	0	0	0	0	0.0
Totals		3/0	13	12	0	0	0	0	0	0	0.0

Brooking's Best Games

Tackles	Interceptions	Forced Fumbles
15 @ S.F. (9-9-01)	1 vs. Dall (11-11-01)	1 vs. N.E. (11-4-01)
15 @ S.F. (12-12-99)	1 @ Ari (9-23-01)	1 vs. Car (9-23-01)
14 vs. N.E. (11-4-01)	1 @ N.E. (11-8-98)	1 @ StL (11-29-98)
14 vs. Car (9-23-01)		1 @ Giants (10-11-98)
14 vs. StL (9-26-99)		

Brooking's Best Playoff Games

Tackles	Interceptions	Forced Fumbles
8 @ Min (1-17-99)	None	None
4 vs. S.F. (1-9-99)		

BROOKING'S DOUBLE DIGIT TACKLES & BIG PLAYS

Keith had 10 or more tackles in 11 of the Falcons' 16 games in his first season at middle linebacker in 2001. And, in eight of the 16 games, he had a big play with either an interception, forced fumble, fumble recovery or sack.

OPPONENT	TACKLES	SOLO	ASST.	BIG PLAY RESULTS
@ S.F. (9/9)	15	9	6	6-yd sack on 3rd down
vs. Car (9/23)	14	10	4	Fumble recovery
@ Ari (9/30)	11	6	5	Interception and fumble rec.
vs. S.F. (10/14)	12	6	6	Forced fumble
@ N.O. (10/21)	12	6	6	12-yard sack
vs. N.E. (11/4)	14	11	3	Forced fumble
vs. Dall (11/11)	11	8	3	Game-ending interception
@ Car (11/25)	10	7	3	Goal-line tackle on 4-1 from 1, Sack
@Indy (12/16)	10	5	5	---
vs. Buff (12/23)	10	7	3	3 passes defended
@Mia (12/30)	10	6	4	---

LINEBACKER KEITH BROOKING:

*For the first time since the 1989 season a player other than LB Jessie Tuggle was in the starting lineup at middle linebacker on opening day. Following the retirement of Tuggle, the Falcons all-time leader in tackles, 1998 first-round draft choice LB Keith Brooking moved from the weakside linebacker position to the middle. Like Tuggle, Brooking has played his entire football career in the state of Georgia. Tuggle played at Griffin (Ga) High and then Valdosta State before joining the Falcons. Brooking played high school ball at East Coweta (Ga.) High and then at Georgia Tech before joining the Falcons. Said Brooking about his childhood hero Jessie Tuggle: "I was just so blessed to be drafted by my hometown team. I grew up watching Jessie Tuggle play and all of a sudden I get to the locker room and his locker is right next to mine. That was pretty special."

*Brooking finished the 2001 campaign with a team-leading 167 total tackles, surpassing his previous season-best of 95 tackles in 1999. (Based on official defensive tackles). The 167 total tackles are the most by a Falcons player since LB Jessie Tuggle finished with 184 in 1996.

*Brooking was named NFC Defensive Player of the week for his performance in the Falcons victory at New Orleans on October 21. Brooking registered 12 total tackles, including one sack and two passes defended to help hold New Orleans to an average of just 2.6-yards per rushing attempt. The Saints entered the game averaging 4.5-yards per rushing attempt. Brooking's play helped limit RB Ricky Williams to only 51 yards on 21 attempts, including just five yards in the second half. It marks the first NFC Player of the Week honor for Brooking.



RAY BUCHANAN



CORNERBACK

5-9 • 186

10th season • Louisville

Born 9-29-71 • Chicago, ILL

Acq: UFA- Ind. (3-3-97)

ATLANTA FALCONS

Transaction: Originally a third round (65th pick overall) draft choice by Indianapolis in 1993. Signed by Atlanta as an restricted free agent from Indianapolis on March 3, 1997.

NFL: One of the premier cornerbacks in the NFL and forms one of the top cornerback tandems in League opposite Ashley Ambrose...Leads the NFL with the most interceptions over the last five years with 27 (see chart)...Has now had five or more interceptions in a season five times in his nine NFL seasons and stands tied for fifth all-time in Falcons team history with those 27 interceptions in just five seasons in Atlanta...Named as a Pro Bowl starter following the 1998 season (opposite Deion Sanders)...Flamboyant performer who lives up to his nickname of "Big Play"...Scored four touchdowns off interceptions in career...Team leader in passes defended in six of his last seven seasons...Has built-up a streak of consecutive starts to 82 in-a-row since end of 1996...Has played in both an NFC Championship Game and AFC Championship Game (with Colts in 1996).

FALCON NOTES...

- Released self-entitled album, "Ray Buchanan", over the summer. The album is a collection of inspirational songs that blends hip hop with soulful harmonies.

- Started a foundation, "Big Play Ray for Kids," which provided scholarships to the Wish Foundation, the Boys & Girls Club, the YMCA and the Children's Riley Hospital.

2001: Started all 16 games for fifth consecutive season at LCB and his five interceptions tied for the team lead with RCB Ashley Ambrose...Finished second to LB Keith Brooking in both total tackles with 82 and solo stops with 67... Led the team in passes defended with 14 and added a fumble recovery and forced fumble to his season totals...Named defensive game day captain...In the season opener at S.F. (9/9), made 11 tackles, third-highest on team, with one pass defended...Broke up a long pass intended for WR Terrell Owens down the right sideline with tight man-to-man coverage in the third quarter...Finished with 12 tackles, third-highest on the team vs. Carolina (9/23)...Intercepted his first pass of the season at Arizona (9/30) while recording two tackles with one pass defended. On 4-16 from Atlanta 37-yard line late in the third quarter, QB Jake Plummer was under a heavy rush from a blitz and Buchanan stepped in front of WR David Boston for the pick and returned it 33 yards to the Arizona 42. His interception set-up an Atlanta drive that culminated in a one-yard touchdown run by RB Maurice Smith and a 27-7 lead early in the fourth quarter. Part of a defense that limited Arizona to 91 rushing yards with four takeaways...Intercepted his second pass of the season vs. Chicago (10/7) to tie Deion Sanders for sixth place on the club's all-time list with 24 as a Falcon. Beaten for the game's first touchdown on a flea-flicker by WR Marty Booker. On 2-10 from the Atlanta 34 yard line, QB Jim Miller threw a lateral pass to WR Marty Booker in the right flat, Buchanan made a move to defend the seemingly short pass and WR Marcus Robinson ran past him. By the time he recovered, Robinson was a few steps behind him and he hauled in Booker's pass for a 34 yard touchdown...Made six tackles vs. S.F. (10/14) and recovered a RB Garrison Hearst fumble on the S.F. 19-yard line early in the fourth quarter after LB Keith Brooking forced the fumble. The recovery led to a 36 yard field goal and 23-17 lead. Beaten by WR Terrell Owens for the game-winning 52 yard touchdown in overtime. On 3-5 from S.F. 48-yard line in overtime, QB Jeff Garcia pump faked to Owens, who was running a slant and go pattern, and Buchanan bit on the fake and Owens caught the pass and ran by him for the decisive score... At New Orleans (12/9), was part of an aggressive secondary that limited New Orleans to just 130 total yards and three points in the second half. Tight coverage allowed the unit to record a season-high five quarterback sacks.

Finished with five tackles. Amassed four tackles with one pass defended vs. Dallas (11/11) with a huge pass defended. Pass defense allowed just 114 yards passing and tight coverage caused three sacks. Knocked down a long pass intended for WR Raghbir Ismail on Dallas' second to last drive of the game with Atlanta clinging to a 20-13 lead to force a punt... Picked off one pass and added four tackles with a team and season-high four passes defended at Green Bay (11/18). Part of a defense that created four turnovers with three interceptions and one fumble recovery and held Green Bay to 70 yards rushing. On 1-10 at the Green Bay 39-yard line in the second quarter, stepped in front of WR Bill Schroeder and intercepted a QB Brett Favre pass and returned it seven yards to the Atlanta 46. The interception led to a 32 yard field goal and a 16-3 Atlanta lead. With the interception, he moved past Deion Sanders into sole possession of sixth place on the club's career ledger in all-time interceptions with 25...At Miami (12/30), intercepted one pass and had three total passes defended to go along with three tackles. Part of a defense that held Miami to season-lows of 226 total yards, 12 first downs and 50 yards rushing. On 1-10 from the Miami 33-yard line in the first quarter, he intercepted a QB Jay Fielder pass intended for TE Jed Weaver after LB Keith Brooking tipped the ball in the air. He returned the interception 29 yards to the Miami 29-yard line to set-up Atlanta's first touchdown drive, which was capped by a one-yard touchdown run by RB Maurice Smith and an early 7-0 lead...Ended the season with an interception to go along with five tackles and one forced fumble at St. Louis (1/6). Stole a QB Kurt Warner pass intended for WR Ricky Proehl on 1-10 from the St. Louis 41-yard line in the second quarter and returned it 16 yards before lateraling to CB Ashley Ambrose who ran for 10 yards to the St. Louis 30. With his fifth interception of the season, he tied CB Bobby Butler for fifth place on the Falcons' all-time list with 27 interceptions. Knocked the ball loose from WR Isaac Bruce after a completion that went out of bounds with St. Louis retaining possession on the second play of the game.

2000: Started and played in all 16 games for fourth consecutive season...Led the team in interceptions with six...Finished third on team in tackles with 99, third highest single-season total in career...Second on club in passes defended to Ashley Ambrose (17) with 14. Intercepted one pass, recovered a crucial fumble and finished with five tackles at Carolina (9/17). On Carolina's first drive, picked off a QB Steve Beuerlein pass at Atlanta 42-yard line and returned it 38 yards to Carolina 20. Atlanta kicked a 31-yard field goal for a 3-0 lead on next drive. After a bad snap on a 34-yard field goal attempt in third quarter, teamed with LB Jessie Tuggle to tackle holder Ken Walter as he attempted to pass. On 1-10 at Carolina 41-yard line with under four minutes remaining, RB Tshimanga Biakabutka hauled in a pass and ran 22 yards before S Ronnie Bradford stripped him of the ball and Buchanan recovered at Atlanta 35. Part of a defense that limited Carolina to 95 second half yards, while coming up with four total takeaways. Tight coverage in secondary allowed defensive line to record four sacks...At Philadelphia (10/1), intercepted a pass and caused another interception by deflecting a pass while recording a team-high eight tackles. On 1-10 at Philadelphia 46-yard line, stole a pass off the hand of WR Torrance Small who was attempting a flea flicker to WR Charles Johnson at Atlanta four-yard line. On 2-22 from Atlanta 27-yard line in second quarter, reached up and deflected a pass intended for Johnson and S Ronnie Bradford picked off the pass at the Atlanta 10-yard line to stop a potential scoring drive...Made nine tackles and intercepted a pass with a pair of passes defended at St. Louis (10/15). Stole QB Kurt Warner's pass for WR Torry Holt at Atlanta 44-yard line and returned it three yards to the 47 early in third quarter. Defense gave up three passing touchdowns and 208 rushing yards by RB Marshall Faulk, the most ever by an opponent...Tied with DT Travis Hall for second on team in tackles with eight vs. New Orleans (10/22)...Picked off a pair of fourth quarter passes vs. Carolina (10/29). It marked his fourth two-interception game of his career and third as a Falcon. It was his first since he had two interceptions in the 1999 season vs. New Orleans (12/5/99). Helped to hold Carolina to 179 yards passing with three interceptions and part of best overall defensive performance of season, limiting Panthers to 209 total yards and just 30 rushing yards on 20 carries, both season-lows, with no touchdowns allowed. Intercepted QB Steve Beuerlein's pass at the Carolina 20-yard line with 4:51 left and Atlanta trailing 12-10 and returned it 13 yards to set-up a 31-yard field goal four plays later to provide winning margin. Snatched Beuerlein's final "Hail Mary" pass of the game with no time left. Named co-defensive MVP by coaches with DT

Ed Jasper...Vs. Tampa Bay (11/5), picked off a QB Shaun King pass in end zone and returned it 60 yards to stop a potential scoring drive. Also, contributed four tackles and a fumble recovery, his second of the season, after a fourth quarter sack of QB Joe Hamilton. With Atlanta trailing, 7-0, at beginning of second quarter, intercepted a King pass in end zone on 3-6 from Atlanta eight-yard line and scampered to Tampa Bay 44-yard line for a return of 60 yards, tied for second longest return ever...Credited with team-high four passes defended to go along with eight tackles at San Francisco (11/19). Knocked down a pass intended for WR Jerry Rice near the Atlanta end zone on 3-11 from Atlanta 12-yard line to force S.F. to settle for field goal in second quarter. Later in that drive, recorded a pass defended against WR Tai Streets on 3-8 from S.F. 42 to force a punt. Held potent 49er offense to zero touchdowns scored for first time since S.F. vs. Jacksonville in '99...Tied for team-high honors with S Marty Carter with 12 tackles at Oakland (11/26). Part of a unit that went 25 straight possessions without allowing a touchdown until streak snapped on Oakland's third possession.

1999: Started and played in all 16 games...Led the team in passes defended with 12...Picked off a team-leading four passes for 81 return yards...Scored on a 52-yard interception return vs. New Orleans (12/5)...Posted 87 total tackles, fifth-highest on club, with 65 solo stops to tie for third-highest on the defense...Also blocked a field goal on special teams vs. Jacksonville (11/7)...Finished with five tackles and two passes defended vs. Minnesota (9/12). Called for pass interference on WR Randy Moss at Atlanta six-yard line (52-yard penalty) which game Minnesota first and goal in second quarter. Minnesota scored on a two-yard pass to Cris Carter to take 7-0 lead. Redeemed himself by breaking up a pass to WR Jake Reed on 3-2 at Atlanta 12-yard line to stop a drive as Gary Anderson missed a 30-yarder to hand Atlanta offense one last opportunity with 5:50 remaining...Picked off a Troy Aikman pass and made eight tackles at Dallas (9/20)...Part of a secondary that surrendered 275 yards passing on 17 of 25 completions with three touchdowns at St. Louis (9/26)...Vs. Baltimore (10/3) WR Patrick Johnson caught a 52-yard scoring pass over him in third quarter. Johnson celebrated excessively in front of him and Buchanan retaliated by body slamming him to turf and he was ejected for first time in pro career...Made two key plays to seal first victory of season at New Orleans (10/10). Intercepted a Billy Joe Tolliver pass, reading the play perfectly, as he stepped in front of TE Scott Slutzker at the New Orleans 26 at end of third quarter. His interception led to a 36-yard field goal to tie the score at 17-17 early in the fourth. Knocked down a pass at last second intended for WR Eddie Kennison at 15 yard line on man coverage on 4-7 at Atlanta 38-yard line with 2:07 left in game to save a potential game-winning touchdown as Atlanta hung on to win 20-17. Earlier in game, Kennison raced 90 yards for a New Orleans record touchdown after he narrowly missed knocking the ball away on single coverage on a short pass (31 yards, 59 yard run) in second quarter...Against Carolina (10/31), accounted for eight tackles, a quarterback sack, and three passes defended. Caused another interception (by Marty Carter) with his tight coverage on Muhsin Muhammad as Muhammad stuck out his hand to try to catch a pass but it bounced up in the air...Blocked a 48-yard field goal attempt by Mike Hollis vs. Jacksonville (11/7)...Stole a Danny Wuerffel pass intended for Eddie Kennison and returned it 52 yards for a touchdown vs. New Orleans (12/5). The interception return for a score was his first touchdown since 1994 and was the only defensive score for Atlanta all season after setting a team record with six in 1998. Picked off his first pass of afternoon on another pass to Kennison at Atlanta 10-yard line to stop a drive in second half. Named overall MVP by coaches along with Chris Chandler. Enjoyed his third career two interception game and second as a Falcon...Made three tackles and limited WR Kevin Dyson to one catch for four yards at AFC Champion Tennessee (12/19)...Finished season with eight tackles vs. San Francisco (1/3/00). Beaten by Jerry Rice for a 41-yard gain with :17 remaining to San Francisco 43-yard line in a 34-29 victory.

1998: Started every game, including Super Bowl XXXIII vs. Denver (1/31/99), and was team leader with seven interceptions for 102 return yards and with 18 passes defended...Credited with 73 tackles and a forced fumble...Posted six tackles, two passes defended and a crucial interception at the Falcons one-yard line to thwart a Panthers scoring opportunity in season opener at Carolina (9/6)...Shared team-high honors with nine tackles and another interception in the rematch vs. Carolina (10/4)...The interception marked his 8th theft in the past 12 games...Limited Andre Hastings of the Saints to just one catch for nine yards while recording a season-high three passes defended and five tackles vs. New Orleans (10/18)...Named NFC Defensive Player of the Week vs. San Francisco (11/15) for tying for team-high honors with eight tackles and picking off a big Steve Young pass. Made a leaping grab of a Young pass at the 49ers 35-yard line and returned it 34 yards to set-up a short Jamal Anderson touchdown plunge and a 17-6 Falcon lead...Following week intercepted another pass at the Atlanta 24 to snuff out a potential Bears scoring march in a close 20-13 victory vs. Chicago (11/22)...Snared another pass off of Peyton Manning against his former team and added three tackles vs. Indianapolis (12/6)...Snagged a Kerry Collins aerial at New Orleans (12/13) for his seventh pick of the season and totaled seven tackles and a pass defended.

1997: Team leader in interceptions with five and passes defended with 15 in 16 starts...All five thefts came in the second half of the season to aid the Falcons turnaround which produced six wins in the final eight games...Finished with 65 tackles and 48 solo stops...Helped pass defense make major strides with an improvement in interceptions from 30th in '96 to 6th in the NFL in '97...Stole two passes in San Diego (12/7) with the second coming in the end zone to stop a drive in the 4th quarter in a 14-3 win...Held Pro Bowl receiver Irving Fryar of Philadelphia (12/14) to only three catches for 35 yards and Pro Bowler Tim Brown of Oakland (9/14) to just four catches and no TDs...Recorded three passes defended in a game three times: vs. Carolina (9/7), at St. Louis (11/16), and at Arizona (12/21)...Tight coverage skills allowed front seven to set a new team record with 55 sacks.

1996: Started every game at LCB...Ranked sixth on team and third among DB's with 105 tackles...Paced team with 18 passes defended...Amassed two interceptions, one sack, one fumble recovery...Averaged 7.1 yards per punt return (16-113)...Registered 10 tackles three times at Buffalo (9/7), vs. San Francisco (10/15) and vs. San Diego (12/17).

1994: Started first 10 games at FS before opening at LCB for final six games...Moved to CB in the fourth quarter at Miami (11/6)...Returned three interceptions for touchdowns to set a Colt record...First among all DBs and fourth on club with a career-high 137 tackles...Led team with 19 passes defended and eight picks, 3rd best in NFL...Concluded season with an interception in six of final seven games...Eight interceptions were the most by a Colt player since Lyle Blackwood's 10 in 1977...The 221 return yards were third-most in NFL and second-most in team history (to Keith Taylor's 225 in '89)...Picked off seven passes in seven games at LCB...Posted season and career-highs with 16 tackles at Pittsburgh (9/18)...Named AFC Defensive Player of the Week at Seattle with a 37-yard interception return TD, 11 tackles, one QB sack, and a fumble recovery...Two of his three other TDs off thefts came from Dan Marino at Miami (11/6) for 28 yards and Drew Bledsoe at New England (12/11) for 90 yards.

1993: He made Football News' All-Rookie team by starting the final five contests at free safety and ending up with 65 tackles, second on the team's list of DB's, with a team-high four picks...Vs. Philadelphia (12/19), he collected 14 tackles, one pick, and one pass defended in his top rookie game.

College: A three-year starter for the Louisville Cardinals, he was moved from cornerback to free safety as a freshman. He totaled 273 tackles, 177 solos, 15 interceptions for 159 yards, 13 passes defended, three fumble recoveries, three fumbles forced, six blocked kicks. He also averaged 9.1 yards on 18 punt returns. Ray closed out his strong collegiate career with 95 tackles, four thefts for 61 return yards, 10 passes defended, three fumble recoveries, and

two forced fumbles. As a junior, he amassed 108 tackles (68 solos), and a school record eight interceptions (for 89 yards). Buchanan was the Fiesta Bowl Defensive MVP versus Alabama with a fumble recovery for a touchdown off a blocked punt and another recovered fumble in a 34-7 victory. (He actually thought of transferring away from Louisville when they wanted him to play safety instead of running back.)

Personal: Married (Sheree) with four children: two daughters, Destinee (3/11/92) and Jade Milan (1/9/02), and two sons, Ray, Jr. (12/8/93) and Baylen (6/19/98). Donates tickets to each home game to Columbia High School. Ray continues to feed his hunger for music by cutting his second album on BEC Recordings that will be released later this summer of 2002 or early fall. The 11-track album titled, "Ray Buchanan", blends hip hop with soulful harmonies. He produced a CD single that was released during the 1999 season entitled 'Roll With Me'. Performed the song which was built around a theme of football related issues during Super Bowl XXXIV week in Atlanta. In the 1998 off-season, recorded his first album called, "Favor", in Dallas consisting of inspirational songs from soft ballads to jazz to rap songs with best friend Ashley Ambrose, among others. Cut a rap song that was sold at stores as a "NFL Jams" CD and featured on MTV three years ago. He and NFL player Scott Galbreath performed the song live at the Super Bowl festivities in New Orleans. Owns a home next to Ambrose in Atlanta suburb. Named to Mr. Blackwell's annual best dressed list, joining such sports stars as Michael Jordan, Evander Holyfield, Tiger Woods and Pat Riley in 1997. Community-minded athlete who formed the Ray Buchanan Foundation with the offspring of 'Big Play Ray of Hope'. Traded his cleats for ice skates to host a Christmas ice skating party for 30 underprivileged children in Atlanta under that umbrella. Besides spending time with the kids, he also gave each one a personalized Christmas present. Donated \$200 for each interception in 1997 to raise money for children's charities. His "Big Play For Kidzz" program provided an Easter egg hunt for underprivileged kids in Indianapolis. Teamed with good friend, Ashley Ambrose, and donated \$150 for every pass defended last year to Muscular Dystrophy Association. Raymond Louis was a four year letterwinner in football as a safety and running back at Proviso East High School in his birthplace of Chicago, Ill. He was recruited by Louisville as a wide receiver/running back before being moved to cornerback as a sophomore and then to safety for his final two years. He returned to play cornerback in the East-West, Blue-Gray, and Hula Bowl all-star games but was still drafted by the Colts with the intention of playing him at safety. The Ray Buchanan Football Camp benefits the Wish Foundation and Boys & Girls Club but is not all about football because they have a strong stay in school and away from drugs message. He also volunteers his time for other NFL camps, which also stress similar messages such as Marshall Faulk's and Rod Woodson's. Ray followed his brother, Richard, who was the first Buchanan to play in college (wide receiver at Northwestern from 1987-90.)

Buchanan's Career Statistics											
Year	Team	GP/GS	Tckls	INT's	Yds	LG	TD	PD	FF	FR	Sacks
1993	Ind	16/5	65	4	45	28	0	9	0	0	0.0
1994	Ind	16/16	137	8	221	90t	3	19	0	1	1.0
1995	Ind	16/16	105	2	60	60	0	18	0	1	1.0
1996	Ind	13/13	71	2	32	32	0	5	1	0	0.5
1997	Atl	16/16	65	5	49	31	0	15	1	0	0.0
1998	Atl	16/16	76	7	102	34	0	18	1	0	0.0
1999	Atl	16/16	87	4	81	52t	1	12	0	0	1.0
2000	Atl	16/16	99	6	114	60	0	14	0	2	0.0
2001	Atl	16/16	82	5	85	33	0	14	1	1	0.0
Totals		141/120	787	43	789	90t	4	124	4	5	3.5
Punt Returns						Kickoff Returns					
Year	No.	Yds	Avg.	LG	TD	No.	Yds	Avg.	LG		
1993	0	0	0.0	0	0	0	0	0.0	0		
1994	0	0	0.0	0	0	0	0	0.0	0		
1995	16	113	7.1	17	0	1	22	22.0	22		
1996	12	201	16.8	82	0	1	20	20.0	20		
1997	0	0	0.0	0	0	0	0	0.0	0		
1998	1	4	4.0	4	0	0	0	0.0	0		
1999	0	0	0.0	0	0	0	0	0.0	0		
2000	0	0	0.0	0	0	0	0	0.0	0		
2001	0	0	0.0	0	0	0	0	0.0	0		
Totals	29	318	11.0	82	0	2	42	21.0	42		
Buchanan's Postseason Statistics											
Year	Team	GP/GS	Tckls	INT's	Yds	LG	TD	PD	FF	FR	Sacks
1995	Ind	3/3	18	0	0	0	0	3	0	0	0.0
1996	Ind	1/1	7	0	0	0	0	0	0	0	0.0
1998	Atl	3/3	12	0	0	0	0	6	0	0	0.0
Totals		7/7	37	0	0	0	0	9	0	0	0.0
Punt Returns						Kickoff Returns					
Year	No.	Yds	Avg.	LG	TD	No.	Yds	Avg.	LG		
1996	5	67	13.4	46	0	0	0	0.0	0		
1996	1	4	4.0	4	0	0	0	0.0	0		
1998	0	0	0.0	0	0	0	0	0.0	0		
1999	0	0	0.0	0	0	0	0	0.0	0		
Totals	6	71	11.8	50	0	0	0	0.0	0		
Buchanan's Best Games											
Interceptions		INT Yards			Long INT's			INT TD's			
2 vs. Car (10-29-00)		113 @ N.E. (12-11-94)			90t @ N.E (12-11-94)			1 vs. N.O. (12-5-99)			
2 vs. N.O.(12-5-99)		60 vs.TB (11-5-00)			60 vs. TB (11-5-00)			1 @ N.E. (12-11-94)			
2 @ S.D (12-7-97)		60 @ N.O (11-12-95)			60 @ N.O.(11-12-95)			1 @ Sea (12-4-94)			
2 @N.E (12-11-94)		52 vs. N.O.(12-5-99)			52t vs. N.O.(12-5-99)			1 @ Mia (11-6-94)			
					37t @ Sea (12-4-94)						
Tackles		Sacks			Passes Defensed			Fumble Recoveries			
16 @ Pit (9-18-94)		1 vs. Car (10-31-99)			4 @ SF (11-19-00)			1 vs. TB (11-5-00)			
14 vs.Phil (12-19-93)		1 @ N.E. (11-19-95)			3 vs. Car (10-31-99)			1 @ Car (9-17-00)			
12 @ Oak (11-26-00)		1 @ Sea (12-4-94)			3 vs. N.O (10-18-98)			1 vs. Cin (9-3-95)			
12 vs. Buff (12-24-94)					3 @ Ariz (12-21-97)			1 @ Sea (12-4-94)			
					3 @ StL (11-16-97)						
					3 @ Car (9-7-97)						
					3 @ Car (12-3-95)						
Punt Returns		Punt Returns-Yds.			Kickoff Returns			Kickoff Returns-Yds			
5 @ Mia (11-10-96)		141 vs. S.D. (11-3-96)			1 vs. NYJ (11-17-96)			22 vs. Mia (11-29-95)			
5 @ S.D. (11-3-96)		40 @ Mia (11-10-96)			1 vs. Mia (11-29-95)			20 vs. NYJ (11-17-96)			
		38 vs. N.E. (12-23-95)									

Buchanan's Best Playoff Games

Interceptions	Passes Defensed	Fumble Rec.	Tackles
None	3 @ SD (12-31-95) 3 vs. S.F (1-9-99) 2 @ Min (1-17-99)	None	8 @ Pitt (1-4-96) 7 @ Pitt (1-4-96)

Honors

- 1993:** All-Rookie Team, Football News
1994: AFC Defensive Player of the Week (14), UPI All-AFC Second team
1996: All-Madden Team
1998: AFC-NFC Pro Bowl, NFC Defensive Player of the Week (11)
 All-Madden Team
2000: All-Madden Team

NFL, Most Interceptions Since 1997

<u>Player</u>	<u>No.</u>
Ray Buchanan, Atl	27
Donnie Abraham, T.B.	26
Terrell Buckely, Mia, Den, N.E.	25
Sam Madison, Mia	23
Rod Woodson, S.F, Balt	23
Ashley Ambrose, Cin, N.O., Atl	20
Ryan McNeil, StL, Clev, Dall, S.D.	20
Darren Sharper, G.B.	20
Eric Davis, Car, Den	20

KEION CARPENTER



SAFETY

5-11 • 205

4th season • Virginia Tech

Born 10-31-77 • Baltimore, Md.

Acq: UFA- Buff (3-6-02)

29

ATLANTA FALCONS

Transactions: Originally signed by Buffalo as a rookie free agent on April 19, 1999. Signed by Atlanta as an unrestricted free agent from Buffalo on March 6, 2002.

NFL: Starter at free safety for the Buffalo Bills in 22 of 37 NFL games played over the past two seasons...Familiar with new Defensive Coordinator Wade Phillips' scheme as he broke into the starting lineup in 2000 when Phillips was coach of the Bills...Key contributor on special teams for the Bills as a rookie in 1999.

2001: Started ten of 15 games played for the Bills at free safety and finished with 34 tackles with one forced fumble and four passes defended...Started the first seven games of the season before a rib injury forced him from the lineup and limited his effectiveness...Registered five tackles with three solo stops vs. Indianapolis (9/23)...Collected four tackles each at Jacksonville (10/18) and at San Diego (10/28)...Injured his rib in the first series and did not return vs. Indianapolis (11/4)...Did not play at New England (11/11) but returned in a relief role vs. Seattle (11/18)...Started for an injured Travares Tillman in the rematch vs. New England (12/16) for his first start since his rib injury and had four tackles, one forced fumble and one pass defended. The forced fumble was the first of his career...Recorded a season-high seven tackles in the season finale at Miami (1/6).

2000: Won the starting free safety spot in his second year with a strong preseason for Head Coach Wade Phillips...Started the first 12 games and led the team with five interceptions despite missing the final 4.5 games with an ankle injury...In his first NFL start vs. Tennessee (9/3) in the season opener, he intercepted a QB Steve McNair pass on the Titans' fifth play from scrimmage and returned it eight yards. It was his first NFL interception...Helped limit QB Peyton Manning to just 187 yards passing vs. Indianapolis (10/1) and also added six tackles...Picked off his second pass of the season in the second quarter vs. N.Y. Jets (10/29) off the hands of QB Vinny Testaverde and returned it 22 yards to set up a Bills field goal...Recorded seven tackles in a victory at New England (11/5)...Enjoyed a career-day vs. Chicago (11/12) with two interceptions and a personal-best eight tackles...Made a game-saving interception late in the fourth quarter at Kansas City (11/19) when he picked off a QB Elvis Grbac pass. Tied his career-high with eight tackles...Left the game at Tampa Bay (11/26) with an ankle injury in the second quarter and did not return...Missed the final four weeks of the season.

1999: Became the only undrafted free agent rookie to make the Bills' roster following an outstanding preseason in which he posted nine tackles, an interception and a fumble recovery on special teams...After being placed on the deactivation list for the first six games of the year, he logged time in the season's final 10 games, mainly on special teams...Played in his first NFL game at Seattle (10/24)...Led the special teams units with three tackles at Baltimore (10/31)...Tied his personal-best with three more tackles on special teams vs. New England (11/28)...Made his post-season debut on special teams in the Wild Card Playoff game at Tennessee (1/8/00).

FALCON NOTES...

- Involved with Green Bay Packer wide receiver Antonio Freeman in Games for Grades program. The program rewards kids who get good grades in Baltimore by letting them spend a day at the ESPN Zone in Baltimore, which Carpenter and Freeman rent out for a day.

College: Earned second-team All-Big East honors as a senior at Virginia Tech. Led the team and finished second in the conference with five interceptions. An excellent special teams player, he ended his career with more blocked punts (5) than anyone in school's rich history of dominant special teams. Also, holds the school record with a 100 yard interception return as a sophomore vs. Miami Hurricanes and his 244 career return yardage (on interceptions) ranks second in school history and the Big East. Was the only conference player to be named Big East Defensive Player of the Week honors twice during his senior season.

Personal: Single. Born Keion Eric Carpenter on October 31, 1977. Quarterbacked the wishbone offense at Woodlawn High School, rushing for 617 yards and six touchdowns as a senior, while passing for 1,007 yards with 16 touchdowns. Grew up a fan of hard-hitting 49er S Ronnie Lott. Majored in housing, interior design and resource management at Tech. Teammate for one season with QB Michael Vick (redshirt season in 1998).

Carpenter's Career Statistics

Year	Team	GP/GS	Tackles	Solo	Int	Yds	FF	FR	PD
1999	Buff	10/0	0	0	0	0	0	0	0
2000	Buff	12/12	53	38	5	63	0	0	5
2001	Buff	15/10	34	24	0	0	1	0	4
Totals:		37/22	87	62	5	63	1	0	9
Additional Statistics: 13 special teams tackles (2000: 3 tcls, 1999: 10 tcls)									

Carpenter's Playoff Statistics

Year	Team	GP/GS	Tackles	Solo	Int	Yds	FF	FR	PD
1999	Buff	1/0	0	0	0	0	0	0	0
Totals:		1/0	0	0	0	0	0	0	0

Carpenter's Best Games

Interceptions	Special Teams Tkls	Tackles	Forced Fumbles
2 vs. Chi (11-12-00)	3 vs. N.E. (11-28-99) @ Balt (10-31-99)	8 vs. Chi (11-12-00) 8 @ KC (11-19-00) 7 @ Mia (1-6-02) 5 @ S.F. (12-2-01)	1 vs. N.E. (12-16-01)



**ATLANTA
FALCONS**



JOHNDALE CARTY



SAFETY

6-0 • 196

4th season • Utah State

Born 8-27-77 • Miami, FL

Acq: D4 '99 (126th)

ATLANTA FALCONS

Transactions: Originally a fourth round (126th pick overall) draft choice by Atlanta in 1999.

NFL: Aggressive special teams leader with 32 career tackles...Logged first two NFL starts in the secondary at strong safety in 2001 due to injuries and continued to perform in certain nickel and dime defenses.

2001: Played in 16 games with two starts and totaled 22 tackles on defense and 14 tackles on special teams to finish fourth on the team...Part of a special teams unit that did not surrender any punt return yards (two fair catches) and only a 19.3 average on four kickoff returns at S.F. (9/9)...At Arizona (9/30), managed one special teams tackle and downed a punt at the Arizona one-yard line to earn special teams MVP honors by coaches...Led the special teams with two tackles vs. S.F. (10/14)...Part of successful punt return team that sprung Darrien Gordon for two crucial returns of 74 and 41 yards in the fourth quarter, which helped set-up the go-ahead touchdown and an insurance field goal vs. Dallas (11/11)...Saw his most extensive action of his three year NFL career on defense to date as he filled in for injured starting SS Gerald McBurrows, who was lost for the game with a sprained right MCL on the game's first play from scrimmage at Green Bay (11/18). Totaled a then career-high four tackles and helped shut down the NFL's leading rusher, Ahman Green, holding him to 62 yards. Part of a defense that created four turnovers with three interceptions and one fumble recovery and held Green Bay to 70 total yards rushing...At Carolina (11/25) the following week earned first NFL start in place of McBurrows and produced a team and career-high 11 tackles and his first NFL interception to seal the victory. Part of an aggressive defense that stopped Carolina on a goal-line stand on four straight downs on the one-yard line in the third quarter. In the fourth quarter, with two minutes remaining and Atlanta clinging to a 10-7 lead, he was part of a defense that stuffed QB Chris Weinke on fourth down and inches. With :17 remaining and Atlanta still holding on to a 10-7 lead, he intercepted a QB Chris Weinke pass at the Atlanta 43-yard line to preserve the victory. Defense allowed a season-low of 247 total yards. Named defensive MVP by coaches along with DT Travis Hall...Started for second straight week and for second time in his career when Gerald McBurrows was deactivated again with a sprained knee vs. St. Louis (12/2) and finished with three tackles. RB Marshall Faulk scored two receiving touchdowns against him in coverage...Relegated to back-up duty with the return of starter Gerald McBurrows vs. New Orleans (12/9). Totaled one special teams tackle...At Miami (12/30), played in dime defense when CB Darrien Gordon was felled with an ankle injury early in the second half. Made a team-high two tackles on special teams...In the season finale at St. Louis (1/6) played as a reserve defensive back and finished with four tackles and also added a special teams tackle.

2000: Played in 15 games and missed one game at St. Louis (10/15) due to an ankle injury...Second on team in special teams tackles with eight...Part of a punt return coverage unit that allowed P Dan Stryzinski to finish second in the NFL and the NFC in fewest return yards with 126...With his blocking exploits, KR Darrick Vaughn led the NFL and posted a new Falcons record with a 27.7 average while also returning three KOR touchdowns to set another new Falcons mark...Knotched one assisted tackle on defense as a reserve DB...Involved in some big special teams plays...Tied for team-high with two special teams stops vs. S.F. (9/3). Held KR Kevin Williams for only an 11-yard gain to the S.F. 16-yard line on a kickoff return in first quarter. Made big hit on a Williams punt return in third quarter. Timed it perfectly right when Williams caught the ball he delivered the hit for no return yards...Recovered an

FALCON NOTES...

-Held a camp for more than 300 kids in his hometown of Miami this past July. The camp included current Falcons Alge Crumpler and Darrick Vaughn and current NFL players Santana Moss, Duane Starks and Samari Rolle.

onsides kick vs. St. Louis (9/24) in the first quarter. QB Chris Chandler threw an interception on ensuing drive. On Atlanta's first punt, CB Dexter McCleon pushed him from behind and the ball hit McCleon in back and FB Bob Christian recovered at St. Louis 20-yard line. RB Jamal Anderson scored on a three-yard run to give Atlanta a 7-0 lead. Added a special teams tackle...Sunday deactivation at St. Louis (10/15) because of an ankle injury suffered the previous week vs. New York Giants (10/8)...Helped shut down the NFL's leading punt returner (at the time) Desmond Howard to just 13 return yards on three returns with five forced fair catches at Detroit (11/12). Called for pushing RB Darnell Autry in the back on a 43-yard fourth quarter punt return by Tim Dwight, negating the play. Made one tackle on teams...At Oakland (11/26), led the units with a pair of special teams tackles with one forced fumble. Played as a reserve DB and had one tackle. After an Atlanta punt in fourth quarter, he knocked the ball loose from returner Darrien Gordon, but the ball fell out of bounds with possession going to Oakland at the 17-yard line. The kickoff coverage team surrendered an 88-yard kickoff return touchdown in third quarter after a failed onsides kick...Credited with key block on Darrick Vaughn's 88-yard kickoff return touchdown to open the second half at New Orleans (12/17).

1999: Performed in 14 games and placed on the inactive list with a hamstring injury for other two contests...Tied with Gerald McBurrows for team-leading 10 special teams tackles...Served as one of the outside "gunners" on special teams in the season opener against Minnesota (9/12) and delivered a team-best two tackles. Leveled a big hit on returner David Palmer on Atlanta's fist punt in first quarter for a one-yard loss, timing the play perfectly just as Palmer caught the punt...At St. Louis (9/26), posted a team-high two tackles on special teams...Deactivated vs. St. Louis (10/17) and at Pittsburgh (10/25) with a hamstring injury suffered at New Orleans (10/10)...Called for controversial illegal block above the waist on opening kickoff of second half which negated Tim Dwight's 99-yard KOR touchdown vs. Jacksonville (11/7)...Led the special teams units with two tackles at San Francisco (12/12)...Made a spectacular play on a first quarter punt return vs. Arizona (12/26). After initially missing punt returner Mac Cody as first player to hit him, jumped up and chased Cody 15 yards down field to make the tackle.

College: Finished career at Utah State fourth on the school's career list with 347 tackles. A Super Sleeper Team selection by the The Sports Network as a senior, he amassed 41 solo tackles out of his 69 total stops from his free safety position. Also intercepted a pass and was credited with four passes defended. Named an honorable mention All-American by Football News and a All-Big West Conference first teamer as a junior when he ended up second on the team with 110 tackles. Collected 15 tackles against New Mexico and another 14 stops and a blocked punt against Oregon State. Finished his junior season with 17 tackles in the Humanitarian Bowl against Cincinnati. Earned Aggies special teams Player of the Year in 1995 when he blocked a pair of kicks and made 30 tackles.

Personal: Single. An All-Dade County selection as a free safety and receiver at Hialeah Lakes High School in Miami, Fla. Recorded 65 tackles with 48 solos with three interceptions, three blocked kicks, and also added 11 catches for 205 yards (18.6) and a touchdown as a senior. A sociology major, he was born in Miami.

Carty's Career Statistics										
Year	Team	GP/GS	Tackles	Solo	Int	Yds	FF	FR	SpTms	
1999	Atl	14/0	0	0	0	0	0	0	10	
2000	Atl	15/0	1	0	0	0	0	0	8	
2001	Atl	16/2	22	6	1	0	0	0	14	
Totals:		45/2	23	6	1	0	0	0	32	
Carty's Best Games										
Tackles		Interceptions			Passes Defended			Special Tms Tackles		
11 @ Car (11-25-01) 4 @ GB (11-18/01) 4 @ StL (1-6-02) 3 vs. StL (12-2-01)		1 @ Car (11-25-01)			None			2 (Seven times) Last time @ Miami (12-30-01)		



BOB CHRISTIAN



FULLBACK

5-11 • 232

10th season • Northwestern

Born 11-14-68 • Florissant, MO

Acq: UFA- Car. (3-6-97)

ATLANTA FALCONS

Transactions: Originally a 12th round (310th pick overall) draft choice by Atlanta in 1991. Waived by Atlanta on August 20, 1991. Selected by the London Monarchs in the 16th round (175th overall) in 1992 by World League draft. Signed by San Diego as a free agent on July 10, 1992. Waived by San Diego on August 25, 1992. Signed by Chicago to the practice squad on September 8, 1992. Signed by Chicago to the active roster from the practice squad on December 18, 1992. Selected by Carolina on February 15, 1995 in NFL expansion draft. Signed by Atlanta as an unrestricted free agent from Carolina on March 6, 1997.

FALCON NOTES...

- Donates free time at Eagle Ranch, a home for needy children.

- Was named to USA Today's 10th annual All-Joe Team this past season, which honors "... the overlooked, the hardworking, the anonymous guys named Joe"

- Is fulfilling a lifelong interest in flying by taking lessons to get his pilot's license.

NFL: Tough, hard-nosed blocker and inside runner...Considered one of the NFL's best blocking fullbacks...Unselfish, team player...Emerged as a consistent weapon in 2001 with season-ending injury to Jamal Anderson in Week 3, establishing new career-highs in rushing yards with 284, rushing attempts with 44, receptions with 45 and receiving yards with 392...Rebounded from a season-ending knee injury at New Orleans (12/13/98) to have three consecutive career-years from 1999-2001...Has opened holes for three of Anderson's team-record tying four 1,000+ rushing seasons...Named player of the game by coaches twice in 1997 strictly because of his blocking heroics.

2001: Started eight of 16 games played with non-starts coming when the club opened the game with two tight ends...In addition to setting new career-highs in rushing yards (284), attempts (44), receptions (45) and receiving yards (392), he averaged a personal-best 6.5 yards per rushing attempt, edging the 4.6 mark in 1999...Also established a single-game high in all-purpose yards in back-to-back games at Green Bay (11/18) with 102 (40 rushing, 62 receiving) and at Carolina (11/25) with 122 (78 rushing, 44 receiving) yards, as well as rushing for a single-game high of 78 yards at Carolina (11/25) and recording 66 receiving yards at Indianapolis (12/16)...His 45 receptions were good enough for second on the club's receiving charts behind WR Terance Mathis' 51.....His two receiving touchdowns on the season match the two he had in 1999...Scored his first touchdown since 1999 season vs. S.F. (10/14) during the club's first touchdown drive that culminated with a five-yard touchdown reception from QB Chris Chandler. It was his first score since a two-touchdown performance vs. Arizona (12/26/99). Rushed two times for 16 yards with three receptions for 15 yards (with the one score)...At Green Bay (11/18), he established a then single-game high with 102 total yards - 40 rushing, 62 receiving. His old mark was 100 yards in total offense vs. Arizona (12/26/99) with 54 rushing yards and 46 receiving yards. Among his five receptions, one was for a touchdown and two more were for first downs. Gained 40 yards rushing on four carries for a 10.0 average. The then season-high of 40 rushing yards bested his entire 2000 totals of 19 rushing yards and three of his four rushes were good for first downs. Scored a touchdown on 21-yard scoring pass from QB Chris Chandler in the second quarter. On 2-10 from Green Bay 28-yard line in the first quarter, gained 12 yards rushing for a first down around left tackle. On a drive later in the first quarter, hauled in pass from QB Chris Chandler and gained 13 yards for a first down to keep the drive alive.

Capped off the 11 play 79 yard drive on an exceptional individual effort. On 1-16 from the Green Bay 21-yard line, he caught a short pass over the middle from Chandler and bulldozed over one Packer defender and then ran over another Packer at the goal line to score a 21 yard touchdown to give Atlanta a 13-3 lead. At the end of the first half, caught an 11 yard pass for a first down and another 12 yard pass to the Atlanta 48-yard line. In the third quarter, gained 10 yards rushing around left tackle for a first down. Named offensive MVP by coaches...The following week at Carolina (11/25), he broke his single-game best for all-purpose yards, which was established the week before at Green Bay (11/18) with 102 yards, by amassing 122 total yards – 78 rushing and 44 receiving. The 78 rushing yards were a career-high and were highlighted by a career-long rush of 53 yards, besting the 33 yard long touchdown run he had vs. Arizona (12/26/99). His previous career-high in total rushing yards was 54 yards also vs. Arizona (12/26/99). His five receptions for 44 yards led the team. On 3-3 from the Atlanta eight-yard line in the second quarter, he broke free through the right side of the line and rambled 53 yards to the Carolina 39-yard line. He culminated an 11 play 99 yard drive by going in motion, then taking a pitch and scoring on a four yard touchdown sweep for the Falcons' only touchdown of the afternoon and a 10-0 lead. Contributed 122 of the 239 total yards by the Falcons offense on the afternoon...Rushed six times for a team-high 40 yards and caught five passes for 50 yards, second-highest on the team for 100 all-purpose yards vs. New Orleans (12/9). On club's opening scoring drive, caught a 22 yard pass from QB Chris Chandler for a first down to the New Orleans six-yard line. On Atlanta's 11 play, eight minute drive in the third quarter rushed on four straight handoffs. On 2-4 from the Atlanta 38-yard line, ran off right tackle for seven yards and a first down. Went up the middle on the next carry for eight yards. On 2-2 from the New Orleans 47, rushed around left tackle for three yards and another first down. On 1-10 from the New Orleans 44-yard line, carried for six more yards around right end...At Indianapolis (12/16), rushed seven times for 17 yards with one touchdown and caught four passes for 66 yards, including a gain of 42 yards on a fake punt. The 66 receiving yards is a single-game career-high, besting the 62 yards he had at Green Bay (11/18/01) earlier in the season. The 42 yard reception is the longest reception of his career, besting the 39-yarder he had at New England (11/8/98). Scored on a three-yard touchdown run in the second quarter for the Falcons' first points. On 4-5 from their own 45-yard line at the beginning of the third quarter, P Chris Mohr threw him a short pass in the right flat and he rambled to the Colts 27-yard line for a gain of 42 yards. It was the Falcons' first converted fake punt since P Scott Fullhage connected with TE Brad Beckman for a 12 yard gain vs. San Francisco on December 3, 1989...Caught five passes for 22 yards vs. Buffalo (12/23)...Set a single-game career-high of 10 rushing attempts, besting the nine attempts he had vs. Arizona (12/26/99), for 33 rushing yards and caught four passes, tied for team-high honors, for 33 yards at Miami (12/30). Two controversial touchdowns he apparently scored (1 rushing and 1 receiving) were negated. On 3-and-1 from the Miami one-yard line late in the third quarter, he caught an apparent touchdown pass from QB Michael Vick as he was hit out of bounds but he was ruled out of bounds even after a replay challenge by Atlanta. RB Maurice Smith was stopped short on fourth down on the next play. With Atlanta trailing 21-14 and faced with another 3-1 from the Miami one-yard line with 1:13 remaining in the game, his number was called. Christian apparently broke the plane of the goal with the ball but the officials did not signal touchdown. After the play was challenged by a review assistant in the upstairs officials booth, the play was upheld. On 4-1, Atlanta handed the ball again to Christian who was stopped short of the goal line with :47 left in the game and the Falcons lost 21-14 to end their Playoff hopes.

2000: Started 14 of 16 games played and hauled in a then personal-best 44 catches for 382 yards, besting at the time the 40 receptions for 354 yards during the 1999 season...Did not start when team opened with two tight ends vs. Tampa Bay (11/5) and at Detroit (11/12)...Rushed nine times for 19 yards and totaled three special teams tackles...Caught a team-high three passes (for 16 yards) and made one special teams tackle at Denver (9/10)...Led the team again the next week at Carolina (9/17) with six receptions (for 26 yards). Opened holes for backfield mate Jamal Anderson to gain 97 yards rushing on 22 carries for a 4.4 average. Bulldozed an open hole for Anderson off left tackle, enabling him to ramble 26 yards for a touchdown and a 10-0 lead in second quarter. In fourth quarter as Atlanta attempted to run out the clock, helped open hole on 3-3 from Atlanta 42-yard line

for Anderson to gain 42 yards down to Carolina 16 (before fumbling and Carolina recovering in end zone for Falcons safety)...Recovered a muffed punt in first quarter vs. St. Louis (9/24) that led to a Jamal Anderson rushing touchdown and an early 7-0 lead. Caught an 11-yard pass from QB Chris Chandler on fourth quarter drive that produced a TE Reggie Kelly touchdown...Tied for team-high honors vs. New York Giants (10/8) with five receptions and added 42 receiving yards. Hauled in passes of 13, 11, and 11 yards...Opened holes for Jamal Anderson's best rushing output of season with 119 yards on 25 carries for a 4.8 average with one touchdown at Detroit (11/12)...Helped shut down the NFL's leading punt returner (at the time) Desmond Howard, holding the dangerous returner to just 13 yards on three returns...In season-finale vs. Kansas City (12/24), paved the way for Jamal Anderson's second 100-yard rushing game of season with 107 and in the process helped Anderson eclipse 1,000 yards for fourth-straight campaign.

1999: Enjoyed a then career-year with 38 rushing attempts for 174 yards, 40 receptions for 354 yards and seven total touchdowns with five coming via rushing and two receiving in 14 starts in 16 games played... Entered the season with five total touchdowns scored in career...At the time, the 174 rushing yards surpassed the 158 he totaled in 1995 and his 40 receptions for 354 yards topped the 29 receptions for 255 yards in 1995 with Carolina...Recorded the longest run by a Falcon all season with a then career-best 33-yard touchdown run in fourth quarter vs. Arizona (12/26). His previous best touchdown run was one-yard...Did not start vs. Baltimore (10/3) and at San Francisco (12/12) because Atlanta opened in two tight end set...At St. Louis (9/26), caught a team and career-high of five passes for 37 yards with a long of 16 and rushed one time for three yards...Caught a 13-yard touchdown in rematch vs. St. Louis (10/17)...Experienced typical all-around game vs. Carolina (10/31) as he hauled in three passes for 40 yards, opened up holes for RB Ken Oxendine's then career-best 64 yards rushing, and made two tackles on special teams. Receiving totals included a 24-yard catch and run at the end of the first half...Against his former team at Carolina (11/28) caught a 12-yard scoring pass in second quarter to set a new career-high of four total touchdowns on the season. Gained 11-yards on a first down on a rush around left guard. Caught a short pass over the middle and dove into the end zone for a 12-yard scoring play to give Atlanta a 14-13 lead with 1:02 left in first half...Set a then single-game rushing high with 44 yards on six carries vs. New Orleans (12/5) and scored third rushing touchdown of season to establish a new personal-best. Opened holes for Oxendine to set a new career-high with 85 yards rushing and 128 total as team. Went up the middle for eight yards in third quarter. Ran off tackle on next play for 13 yards and bulldozed up middle for one-yard touchdown on third carry of drive. Rambled around left end for 19 yards and a first down in fourth quarter. Named offensive MVP by coaches...Team's leading receiver with a personal-best six catches for career-high 55 yards at Tennessee (12/19). Hauled in a short pass from QB Danny Kanell in third quarter and ran in for an apparent go-ahead score but play was nullified due to offensive interference on WR Eugene Baker. Busted up the middle for 12 yards for first down in fourth quarter...Named overall MVP by coaches along with Gerald McBurrows vs. Arizona (12/26). Scored two touchdowns of 1 and 33 yards, while rushing a personal-best nine times for 54 yards. His previous best in attempts was six (in three other games) and yards was 44 vs. New Orleans (12/5). It was his first two touchdown rushing game of career and the 33-yarder was a career-long. Hauled in a 36-yard pass on first play of Atlanta's first scoring drive to tie for the second longest reception of his career. On an audible by QB Chris Chandler (called "Moses") took a handoff and sped 33-yards untouched up the middle on an Arizona blitz...Tore ACL in left knee on last offensive play of game vs. S.E (1/3/00).

1998: Started 13 games and caught 19 passes for 214 yards (5th highest on team) with one TD and rushed eight times for 21 yards with two TD's...Scored first rushing TD of career on a one-yard plunge vs. former Carolina team (10/4)...Hauled in a big eight-yard TD catch vs. New Orleans (10/18)...At Jets (10/25), caught three passes for a then career-best 43 receiving yards...Caught a screen pass and scampered a then career-long of 39 yards to set-up Falcons' first touchdown at New England (11/8)...In the rematch vs. San Francisco (11/15) tied a career-best with four receptions for a new career-high 48 yards...Rushed four times for 11 yards, including a one-yard TD in 1st quarter and caught two passes for 11 yards at New

Orleans (12/13) before being felled with a torn anterior cruciate and medial collateral ligaments in his left knee on the first play of the fourth quarter...Placed on injured reserve two days later...Responsible for opening holes for 10 of Jamal Anderson's club record and NFL-high 12 100-yard games and for 12 of his club record 16 rushing TD's...Key blocks enabled Anderson to gain 188 yards at St.Louis (11/29), 172 yards vs. St.Louis (11/1), 148 at New Orleans (12/13), and 132 vs. New Orleans (10/18)...The 188 yards were the 4th most ever by a Falcon runner and the 172 yards were tied for the 6th most ever.

1997: Starter in 12 of 16 games played...Finished with 22 receptions for 154 yards with one TD and rushed seven times for eight yards...Ended up second on the team in special teams tackles with 11...Paved the way for Jamal Anderson's 1,052 yards and 10 TD's...Named Offensive Player of the Game by coaches for his blocks at San Francisco (9/21) and at New Orleans (10/12)...Hauled in a season-high three passes in a game four times...Opened holes for Anderson's 162 yards vs. St.Louis (11/2) and 152 yards at Arizona (12/21)...Also managed to free Byron Hanspard on his club record 77 yard run vs. Oakland (9/14).

1996: Sidelined the entire season due to a torn right pectoral muscle in a preseason game against Giants (8/23).

1995: Set then career marks in every offensive category...Led all Panthers running backs in receptions with 29 for 255 yards...Finished third on team in rushing with 41 carries for 158 yards...Recorded first reception in team history on a six-yard pass from Frank Reich vs. Atlanta (9/3)...Established a career-high of four catches for 53 yards, including a 23-yard grab vs. Atlanta (9/3)...First career TD came on a two-yard pass from Kerry Collins vs. Arizona (11/19).

1994: Played in the Bears' first 12 games before a sprain to his right MCL at Arizona (11/27) ended his season...Finished with seven rushes for 29 yards and two catches for 30 yards...Forced a fumble on special teams and ran four yards for a first down from punt formation vs. Jets (9/25).

1993: Finished fourth on special teams units with nine tackles and had a team-leading five inside the 20...Lone start out of 14 games played came vs. Atlanta (10/3)...Carried eight times for 19 yards and added 160 yards receiving on 16 receptions...Hauled in a 36-yard pass at San Diego (11/14).

1992: Went to training camp with San Diego before being waived and signed to Chicago's practice squad...Activated off of the Bears practice squad for the final two games at Detroit (12/20) and at Dallas (12/27)...Posted three special teams tackles.

1991: Waived by Atlanta in training camp and did not play for rest of season.

College: Bob left Northwestern as the school record holder in rushing yards with 2,643 (since broken). He collected the most all-purpose yards in a game in school annals with 319 (220 rushing, 99 receiving) against Wisconsin. The 220 rushing yards on 42 carries were the third-best day of any Wildcat back ever. He was also a two-time Big 10 Offensive Player of the Week as a senior. His junior year included a single season school record of 1,291 yards with seven 100-yard games. He rushed for 413 yards as a sophomore playing in every contest. His freshman season was cut short due to a broken jaw suffered in his fifth collegiate game.

Personal: Single. Among his charitable causes include donating his time to the Atlanta Falcons Courage House at Eagle Ranch. Called "the best blocker I've ever seen" by Coach Reeves. After being released by the Falcons and then the Chargers in '92, Bob enrolled back into Northwestern to complete his degree in electrical engineering. Once his studies were underway, the Colts came calling and wanted to add him to their practice squad. Bob respectfully declined the invitation because he would have had to withdraw from school

and start all over again. Christian loves music and has been a serious piano player for over 20 years and is the proud owner of a hammer dulcimer and trumpet. A quiet, unassuming person, Bob definitely looked out of character when he was in his first NFL training camp with the Falcons. Veteran John Rade shaved the rookies heads one night and Bob sported an uncharacteristic mohawk for weeks. A football, baseball and track standout at McCluer North High School in Florissant, MO (outside of St. Louis), Robert Douglas is the middle child in a family of three children of Jim and Kay Christian. His parents visit Atlanta from their suburban St. Louis home to watch their son play and lead a big contingent of Falcons fans in the TWA Dome each season. Bob is the leader of the Falcons' weekly bible study classes and a member of the Fellowship of Christian Athletes as well as Athletes in Action. Bob and some Athletes in Action (including former Falcon Darnell Walker) took a 14-hour plane ride to reach South Africa on a mission trip during the spring of '98 which included football camps.

Christian's Career Statistics

Year	Team	GP/GS	Rush	Yds	Avg.	LG	TD	Rec	Yds	Avg	LG	TD
1992	Chi	2/0	0	0	0.0	0	0	0	0	0.0	0	0
1993	Chi	14/1	8	19	2.4	12	0	16	160	10.0	36	0
1994	Chi	12/0	7	29	4.1	8	0	2	30	15.0	21	0
1995	Car	14/12	41	158	3.9	17	0	29	255	8.8	23	1
1996	Car		- Injured Reserve -									
1997	Atl	16/12	7	8	1.1	2	0	22	154	7.0	19	1
1998	Atl	14/14	8	21	2.6	6	2	19	214	11.3	39	1
1999	Atl	16/14	38	174	4.6	33t	5	40	354	8.9	36	2
2000	Atl	16/14	9	19	2.1	7	0	44	315	7.2	19	0
2001	Atl	16/8	44	284	6.5	53	2	45	392	8.7	42	2
Totals:		120/75	162	712	4.4	53	9	217	1,874	8.6	42	7

Postseason: On Injured reserve during the 1998 postseason.

Additional Stats: Special Teams Tackles - 2001 (3), 2000 (3), 1999 (3), 1998 (3), 1997 (11)

Christian's Best Games

Rushes	Yards	Receptions	Yards
10 @ Mia (12-30-01)	78 @ Car (11-25-01)	6 @ Car (9-17-00)	66 @ Ind (12-16-01)
9 vs. Ari (12-26-99)	54 vs. Ari (12-26-99)	6 @ Tenn (12-19-99)	62 @ GB (11-18-01)
7 @ Ind (12-16-01)	44 vs. N.O. (12-5-99)	5 vs. Buff (12-23-01)	55 @Tenn (12-19-99)
6 vs. N.O. (12-9-01)	40 vs. N.O. (12-9-01)	5 vs. N.O. (12-9-01)	53 vs. Atl (9-3-95)
6 vs. N.O. (12-5-99)	40 @ GB (11-18-01)	5 @ Car (11-25-01)	50 vs. N.O. (12-9-01)
6 vs. Ind (12-3-95)	39 @N.O. (11-26-95)	5 @ GB (11-18-01)	48 vs. S.F (11-15-98)
6 @ N.O. (11-26-95)	24 vs. Ind (12-3-95)	5 vs. NYG (10-8-00)	46 vs. Ari (12-26-99)
		5 @ StL (9-26-99)	44 @ Car (11-25-01)

Honors

2001: College & Pro Football Newsweekly All-Pro (first team)



TRAVIS CLARIDGE



TACKLE/GUARD

6-5 • 300

3rd season • Southern California

Born 3-23-78 • Vancouver, WA

Acq: D2 '00 (37th)

ATLANTA FALCONS

Transaction: Originally a second round (37th pick overall) draft choice by Atlanta in 2000.

NFL: Tough-minded blocker who started every game in his first season at right tackle and right guard to earn All-Rookie honors...Began Falcons career with a streak of 25 consecutive starts before streak was snapped in 2001.

2001: Started in 11 of 14 games played in his second season in Atlanta...At S.F. (9/9) earned starting assignment at right tackle for second consecutive season on opening day. Helped pave the way for RB Jamal Anderson's 86 yards rushing and the Falcons 134 total rushing yards on the day...Moved over to start at right guard after toe injury to incumbent Kynan Forney necessitated the change vs. Carolina (9/23). (Ephraim Salaam started at right tackle.). Opened holes for RB Jamal Anderson's 98 rushing yards, 121 overall rushing yards and 377 total yards with 26 points scored. Atlanta converted 8 of 11 third downs and gained over 100 yards rushing for the second straight game...Started for second straight game at right guard as Kynan Forney (toe) missed his second consecutive contest at Arizona (9/30). (Ephraim Salaam again started at right tackle.). Opened holes for RB Maurice Smith's 70 rushing yards and for QB Chris Chandler's 286 yards passing with three touchdowns as the offense managed 379 total yards and scored 34 points...Vs. Chicago (10/7) started at right guard despite Kynan Forney's return to action (and Ephraim Salaam started at right tackle). Offense surrendered seven sacks and managed just three points...Started at right guard vs. S.F. (10/14) as offense scored 20 of 31 points in the first half and totaled 342 yards worth of offense in the game...Started at right guard at New Orleans (10/21) but replaced by Kynan Forney on fourth possession (coaches decision) but returned to finish the game. Offense averaged 4.1 yards per rush and 187 yards passing with 20 points scored in a big 20-13 win. Helped pave the way for RB Maurice Smith's 83 yards rushing...Vs. New England (11/4) started at right guard but gave way to Kynan Forney in the second half. The line surrendered nine sacks on the day...Started at right guard vs. Dallas (11/11) and helped open holes for RB Maurice Smith's 148 yards rushing, his first 100-yard rushing game of his career, as he boasted a 5.5 average. Team totaled a season-high 155 rushing yards... At Green Bay (11/18) started at right guard but was replaced by Kynan Forney in the third and fourth series of the game in the first half, which entailed the first quarter and parts of the second quarter, as well in the fourth quarter. Helped offense manage 25 first downs, 417 total yards and 335 net passing yards, which are all season-highs. It was the most total yards in three years since amassing 504 yards at New Orleans (12/13/98) and it was the first time the Falcons have had at least 400 yards in total offense in a game since gaining 434 vs. St. Louis (11/1/98)...Replaced in the starting lineup by rookie Kynan Forney at right guard at Carolina (11/25) and did not play for the first time as a Falcon, halting a streak of 25 consecutive starts...Started in place of injured Ephraim Salaam (ankle) at right tackle at Indianapolis (12/16)...Did not play vs. Buffalo (12/23) and in the season finale at St. Louis (1/6) started at left guard for the first time in his career when intended starter Bob Hallen could not go because of flu-like symptoms suffered over the weekend.

FALCON NOTES...

-has secret ambition of being a professional wrestler. "I would want to be a bad guy. I think that would be fun, everyone booing."

2000: Started at right tackle for first four games of season vs. S.E (9/3), at Denver (9/10), at Carolina (9/17) and vs. St. Louis (9/24) before being switched to starting right guard for the remainder of the season because of a combination of the re-shuffling of the line and due to injuries...In opening day start vs. S.E (9/3) became the first rookie since T Ephraim Salaam in 1998 to be in the starting lineup in his first regular season game. Salaam did not start against the 49ers due to a knee injury suffered in training camp. Rotated with Salaam at right tackle position throughout the game and was partly responsible for QB Chris Chandler's 264 yards passing with two touchdowns and RB Jamal Anderson's 77 yards rushing for 359 total yards worth of offense as the unit scored 36 points in a victory...Started at right tackle for second straight contest at Denver (9/10) but also replaced starting right guard Anthony Redmon for a few plays in fourth quarter as Salaam occupied right tackle...Lined up against DE Reggie White at right tackle at Carolina (9/17) and held White to just two tackles and one sack while helping RB Jamal Anderson rush for 97 yards and average 4.4 yards per carry. Replaced in second and fourth quarters by Salaam...Started at right tackle vs. St. Louis (9/24) but also played in second quarter at right guard in place of Anthony Redmon. Offense surrendered eight sacks...Moved to starting right guard as part of three starting lineup changes along the line at Philadelphia (10/1). Rookie Michael Thompson started at right tackle and Chris Banks started at left guard. The last time the Falcons had a pair of rookie draft choices start in the same game on the offensive line was December 18, 1988 against New Orleans when RT Houston Hoover and RG Stan Clayton cracked the lineup in the season finale. Offense managed only 200 net yards with no touchdowns scored and converted just 2 of 13 first downs in a 38-10 loss...Started for second straight game at right guard vs. New York Giants (10/8) but was moved back to right tackle in first quarter after an Achilles tendon injury to RT Michael Thompson. Bob Hallen came off the bench to play right guard...At St. Louis (10/15) opened holes from his right guard position for RB Jamal Anderson to gain 131 all-purpose yards and for an offense that scored three touchdowns...Replaced late in fourth quarter at right guard by Bob Hallen vs. New Orleans (10/22)...Helped pave the way for RB Jamal Anderson's best rushing day of the season and his first 100-yard rushing game since the 1998 season with 119 yards at Detroit (11/12). Pulled around left end on a sweep for Anderson and threw the key block, leveling Pro Bowl LB Stephen Boyd out of bounds, enabling Anderson to score on a 14-yard touchdown run in second quarter...In season-finale vs. Kansas City (12/24) was part of an impressive offensive display. Opened holes for RB Jamal Anderson's second 100-yard rushing day of season with 107 yards and the total enabled Anderson to top 1,000 yards for fourth time in his career.

College: Started every college game he played in with a total of 48 games in stellar four-year career at USC. An All-American second-team selection by SportsPage.com and CBS Sportsline, adding third-team honors from the Sporting News as a senior. Unanimous All-Pac 10 Conference first-team pick. Recipient of the Morris Trophy, given to the Pac-10's Outstanding Offensive Lineman. Had a career-high 104 knockdowns as he graded 89.1% for blocking consistency from his right tackle position, as the offense gained 4,832 yards. As a junior, named Football News All-American honorable mention and was a All-Pac 10 Conference first-team choice. Voted team Offensive Lineman of the Year in starting every game at right guard. Registered 81 knockdowns and graded 86.5% for blocking consistency while helping the team average 343.8 yards per game in total offense. Started his sophomore year at right guard, collecting 83 knockdowns and grading 84.2% for blocking consistency. Freshman All-American selection by The Sporting News as team's starting right guard. Became the first true freshman to start a season opener on the offensive line for USC since 1979 Lombardi Award winner Brad Budde did so at guard vs. Missouri in 1976 (Clay Hattabaugh was the last Trojan first-year freshman to start every game on the offensive line when he did so at Arizona in 1991 in the season's 10th contest.

Personal: Single. As a senior two-way tackle at Fort Vancouver (Wash) High School garnered numerous awards. Named a Parade, Super Prep, Blue Chip and Schutt Sports All-American selection, adding USA Today All-USA first team, Student Sports Hot 100, Blue Chip Best of the West, Super Prep All-Farwest, Blue Chip All-Western, Student Sports All-West Coast, Long Beach Press-Telegram Best in the West first team, Tacoma News Tribune Western 100, Tacoma News Tribune Northwest Nuggets, Gatorade Washington MVP, Prep Illustrated Washington

MVP, All-State Class AAA, Columbian News Dream Team and All-Greater St. Helen League Offensive Lineman MVP. Parade, USA Today and Blue Chip picked him as the nation's top-rated prep offensive lineman. Had 125 knockdown blocks on offense and 97 solo tackles with 23 sacks on defense in 1995. As a junior, he averaged 15 knockdown blocks a game and made the All-State AAA and Columbian News Dream Team. In his career, he posted 405 knockdown blocks, 142 solo tackles and 36 sacks. History major at USC. Nickname is "Trapper." Born March 23, 1978 in Detroit, Michigan. Resides in the offseason in Vancouver, Washington.

Claridge's Career Games Played/Started

Career Totals: 30/27

Regular Season: 2001 (Atlanta 14/11), 2000 (Atlanta 16/16)

Honors

2000: Football News All-Rookie First-Team





ALGE CRUMPLER



TIGHT END

6-2 • 262

2nd season • North Carolina

Born 12-23-77 • Wilmington, NC

Acq: D2 '01 (35th)

ATLANTA FALCONS

Transactions: Originally a second round (35th pick overall) draft choice by Atlanta in 2001.

NFL: Solid blocker with good hands...Made an impact as a rookie last year, starting 12 games, and displayed big-play ability with long catches of 57t, 49t, 47 and 30 yards.

2001: Started in 12 of 16 games played and caught 25 passes for 330 yards for a 13.2 average with three touchdowns and a long catch of 57t yards...Started for the first time in his career vs. Carolina (9/23) when the team opened with two tight ends to become second member of 2001 draft class to start a game, following G Kynan Forney. Caught his first NFL passes and finished with two receptions for 13 yards with a long of nine yards. Hauled in his first NFL pass with a nine-yard catch off the hands of rookie QB Michael Vick in the second quarter. Recovered a QB Chris Chandler fumble on a sack by DT Mike Rucker at the end of the third quarter which kept a drive alive. Atlanta eventually scored on a QB Michael Vick two-yard run around left end for a 24-13 lead. Grabbed a four-yard pass from QB Chris Chandler in the fourth quarter. Opened holes for RB Jamal Anderson's 98 rushing yards, 121 overall rushing yards and 377 total yards. Atlanta converted eight of 11 third downs and gained over 100 yards rushing for the second straight game...Started for the second straight week after the club began the game in a two tight end set at Arizona (9/30). Opened holes for RB Maurice Smith's 70 rushing yards and for QB Chris Chandler's 286 yards passing with three touchdowns as the offense scored 34 points...Vs. Chicago (10/7) made his third consecutive start as the team opened with two tight ends. Caught two passes for 46 yards, including a then career-high 30 yard reception. Fumbled after the 30 yard gain on a pass from QB Michael Vick and Chicago recovered at its own 35-yard line late in the third quarter with the Bears leading just 10-0. Two plays later, WR Marty Booker caught a 63 yard touchdown for a 17-0 advantage...Fourth straight start vs. S.F. (10/14) produced two receptions for 58 yards, including a then career-long of 47 yards. On 1-10 from the Atlanta 50 yard line on second scoring drive of the game in the first quarter, he made a 47 yard finger tip catch on a pass from QB Chris Chandler and bulldozed his way to the S.E. three-yard line. Atlanta scored on a three-yard rush by RB Maurice Smith one play later for a 14-0 lead...Scored his first NFL touchdown to help in a big win at New Orleans (10/21) on a career-best 57 yard pass from QB Chris Chandler off the play-action fake for Atlanta's first score of the game. Caught a career-high and team-leading five passes for 78 yards. On 1-10 from Atlanta's 43-yard line on game's third play, he hauled in a Chandler pass between two Saints defenders at the New Orleans 24-yard line and dragged CB Fred Weary the last five yards into the end zone to give Atlanta an early 7-0 lead. Helped pave the way for RB Maurice Smith's 83 yards rushing and team average of 4.1 yards per rush...Started for sixth time as the club began with two tight ends vs. Dallas (11/11) and caught the second touchdown pass of career on an exceptional individual effort for his lone catch of the day. He was on the receiving end of QB Michael Vick's first-ever touchdown pass. On 2-6 from the Dallas nine-yard line in the first quarter, he caught a short five-yard pass from QB Michael Vick in the left flat and bulldozed his way through two Dallas defenders and stretched the ball over the goal line before going out

FALCON NOTES...

- In addition to football, Crumpler had six different jobs during his time at UNC. He worked in four restaurants, an automotive dealership and an automotive store.
- Is the third member of his immediate family to play in the NFL. His father (Carlester Crumpler Sr.) played for the Buffalo Bills (1974-77) and his brother (Carlester Jr.) played for Seattle and Minnesota.
- Donates time to kids by speaking and reading to kids at local schools.
- His name, Algernon, was one of 10 names picked out of a book of names between his father and mother.

of bounds for the score to put Atlanta up 7-3. Helped open holes for RB Maurice Smith's career-high 148 yards rushing...Made his first start at tight end in club's regular offense as regular starter Reggie Kelly was felled with a knee injury at Green Bay (11/18). Hauled in two passes for 10 yards and helped offense manage 25 first downs, 417 total yards and 335 net passing yards, which are all season-highs, with tough blocks. It was the most total yards in three years since amassing 504 yards at New Orleans (12/13/98) and it was the first time the Falcons have had at least 400 yards in total offense in a game since gaining 434 vs. St. Louis (11/1/98). Against Buffalo (12/23) started when the team opened with two-tight ends and one RB. On the receiving end of a big 49 yard touchdown pass in the deciding fourth quarter to add to Atlanta's 30-20 lead. Ended the day with two catches for 54 yards. On 2-9 from the Buffalo 49-yard line early in the fourth stanza, he eluded S Raion Hill in the right flat and caught a pass from QB Chris Chandler and went the rest of the distance untouched for a 49 yard scoring play...Ended the season at St. Louis (1/6/01) with another start in base offense as Reggie Kelly was deactivated due to a rib cartilage injury. One of four rookies to start the game following QB Michael Vick, C Roberto Garza and G Kynan Forney. At one point in the game, he was one of six rookie offensive players in the game at the same time (Vick, Garza, Forney and T Dave Kadela). Caught one pass for seven yards.

College: Named to the All-ACC first team for his last three seasons at North Carolina. One of three finalists for the John Mackey Award given to the top tight end in college football as a senior for catching 23 passes for 287 yards with a touchdown and adding 45 kickoff blocks. Hauled in 20 passes for 191 yards with another 45 knockdowns as a junior. Caught a career-high 24 passes for 278 yards and four scores during his sophomore season. Was the co-recipient of the Tar Heels' Most Outstanding Special Teams Player Award for his nine tackles and two fumble recoveries on special teams as a freshman.

Personal: Single. Born Algernon Darius Crumpler on December 23, 1977. Communications major at UNC. His father, Carlester Crumpler, Sr., broadcasts football games at East Carolina University and played for the Buffalo Bills. His older brother, Carlester, Jr., was an All-American at East Carolina and played for the Minnesota Vikings. Younger brother, Bryan, is a Morehead Scholar and a member of the Tar Heel's marching band. He played tight end and linebacker at New Hanover High School in Wilmington, NC and was an All-Mideast AAAA Conference choice. During his three year prep career, he played every position on the field except quarterback and guard. Led the team in tackles with an average of 11 per contest as a senior linebacker. Three-time state champion in the discus and 1996 title holder in the shot put for the school's track team.

Crumpler's Career Statistics							
Year	Team	GP/GS	Rec	Yards	Avg	LG	TD
2001	Atl	16/12	25	330	13.2	57t	3

Crumpler's Best Games			
Receptions	Yards	Long	Touchdowns
5 @ N.O. (10-21-01)	78 @ N.O. (10-21-01)	57t @ N.O. (10-21-01)	1 vs. Buff (12-23-01)
3 vs. StL (12-2-01)	58 vs. S.F. (10-14-01)	49t vs. Buff (12-23-01)	1 vs. Dall (11-11-01)
2 (Seven times) Last vs. Buff (12-23-01)	54 vs. Buff (12-23-01)	47 vs. S.F. (10-14-01)	1 @ N.O. (10-21-01)
	46 vs. Chi (10-7-01)	30 vs. Chi (10-7-01)	

Honors
2001: All-Rookie Team, Football News



CHRIS DRAFT



LINEBACKER

5-11 • 232

4th season • Stanford

Born 2-26-76 • Anaheim, CA

Acq: W '00

ATLANTA FALCONS

Transactions: Originally a sixth round (157th pick overall) draft choice by Chicago in 1998. Waived by Chicago on August 30, 1998. Signed by Chicago to the practice squad on August 31, 1998. Signed by Chicago to the active roster from the practice squad on December 2, 1998. Waived by Chicago on August 30, 1999. Signed by San Francisco to the practice squad on September 29, 1999. Signed by San Francisco to the active roster on November 20, 1999. Waived by San Francisco on February 10, 2000. Claimed off waivers by Atlanta from San Francisco on February 14, 2000.

FALCON NOTES...

- Works with local NFL YET Center.

- Made local headlines over the offseason after rescuing a motorist from a burning car on a freeway in Atlanta.

NFL: Key waiver claim from San Francisco in 2000 offseason...Filled in admirably at weak-side linebacker spot with season-ending left foot injury to starter Keith Brooking in 2000...Totaled a career-high 67 tackles in eight starts to finish seventh on club charts that season...Emerg'd to start 10 games in 2001 with Brooking's switch to MLB.

2001: Started 10 of 13 games played, missing three games due to injury...Played in three other games but did not start. In two, he had injuries and in the other team opened in nickel defense...Defense finished with 75 tackles and two passes defended to go along with three special teams tackles...Started for first time on opening day at S.E (9/9) at WLB as Keith Brooking took over at MLB and finished with 11 tackles, third-highest total on team and third-most tackles ever in a single game in brief career...Followed that effort up vs. Carolina (9/23) with a career-best 14 tackles to tie with LB Keith Brooking for team-high honors. Helped hold Carolina rushers to only 89 yards on the ground...Suffered toe injury at Arizona (9/30) that forced him on the deactivation list vs. Chicago (10/7) and vs. S.E (10/14)...Dressed for first time in three weeks at New Orleans (10/21) but did not play...Started vs. New England (11/4) and played for first time since at Arizona (9/30), recording 13 tackles, second-highest on the team...At Green Bay (11/18), started and helped shut down the NFL's leading rusher, Ahman Green, holding him to 62 yards. Part of a defense that created four turnovers with three interceptions and one fumble recovery and held Green Bay to 70 total yards rushing. Made five tackles...In a start at Carolina (11/25) was part of an aggressive defense that stopped Carolina on a goal-line stand on four straight downs on the one-yard line in the third quarter. On 2-1 from the Atlanta one-yard line, he filled the hole and stopped FB Brad Hoover head-on with a perfect one-on-one tackle to force third down. On the next play, he and DE Patrick Kerney chased down RB Richard Huntley on an outside pitch to force 4-1. Atlanta held on fourth down and the Falcons' offense took over and marched 99 yards for their only touchdown of the afternoon. In the fourth quarter, with two minutes remaining and Atlanta clinging to a 10-7 lead, he was part of a defense that stuffed QB Chris Weinke on fourth down and inches. Finished with nine tackles, third-highest total on the team...Did not start because of an aggravating toe injury vs. St. Louis (12/2) as Mark Simoneau replaced him at WLB. Played in nickel defense but did not record a tackle. Beaten one-on-one by RB Marshall Faulk for a 19 yard touchdown pass in the first quarter...At Indianapolis (12/16) started for the first time since at Carolina (11/25) and made four tackles. But defense gave up 512 total yards, including 187 yards rushing, and five touchdowns...At Miami (12/30) part of a defense that held Miami to season-lows of 226 total yards, 12 first downs and 50 yards rushing.

2000: Started eight of 13 games played and finished with 67 tackles, seventh-best on the team...Began the season by making the roster as back-up linebacker and key special teams performer...Injured hamstring in first half in season-opening victory over S.F. (9/3)...Friday deactivation with hamstring injury at Denver (9/10) and at Carolina (9/17) as well as on the Sunday deactivation list vs. St. Louis (9/24)...Played for first time since season opener and replaced an injured Keith Brooking (left foot) at weakside linebacker at Philadelphia (10/1). Finished with five tackles...Made his first pro start the following week vs. New York Giants (10/8) and remained a starter for rest of season. Established a then-career-high with eight tackles. Taken to Piedmont Hospital following the game with an allergic reaction that caused a bronchial spasm...Cleared to play at St. Louis (10/15) but did not start when Atlanta opened in dime defense...Ended up with four tackles but defense surrendered 208 rushing yards by RB Marshall Faulk, a franchise record for an opponent...Vs. Carolina (10/29) in place of Brooking for the third straight game broke previous career-high and was atop team's charts with nine tackles. Part of best defensive effort of season, limiting Carolina to 209 total yards and just 30 rushing yards on 20 carries, both-season lows, with no touchdowns allowed, while accounting for four sacks, three interceptions and a fumble...Registered his first NFL sack to go along with eight tackles vs. Tampa Bay (11/5). Dropped QB Shaun King for minus four yards on 3-9 from Atlanta 39-yard line to force a field goal in third quarter...Led the team and established new personal-best with 13 tackles at Detroit (11/12). Defense limited Detroit to 222 total yards while converting just 3 of 16 first downs. Part of huge goal line stand in fourth quarter that held Detroit to a field goal despite having a first-and-goal from Atlanta five-yard line...Tied career-high the following week at San Francisco (11/19) with 13 tackles to lead the team for second straight week. Held S.F. without a touchdown for first time since the 1999 season...At Oakland (11/26), part of a unit that went 25 straight possessions without allowing a touchdown until streak stopped on Oakland's third possession...Did not start when team opened in nickel defense vs. Seattle (12/3) and at New Orleans (12/17).

1999: Played in seven games, mainly on special teams, where he finished with seven stops...Recorded one special teams tackle against Cincinnati (12/5) for first pro tackle...Collared two tackles on special teams against Atlanta (12/12) and against Washington (12/26)...Finished the season in San Francisco with a pair of special teams tackles at Atlanta (1/3/00).

1998: Added to the Chicago regular roster for final four games after spending first part of season on the club's practice squad...Inactive for Weeks 13-15...Made NFL debut on special teams vs. Green Bay (12/27).

College: Two-time second-team All-PAC 10 choice following his final two seasons at Stanford. Starting inside linebacker for three years (1995-97) and four-year letterwinner. Recorded 316 career tackles, 19 tackles for loss, six sacks and two interceptions. Led team in tackles with 81 despite missing three games with a pulled hamstring as a senior. Averaged 10.1 tackles per game to lead the conference. As a junior, recorded 97 tackles and two forced fumbles. Began sophomore season as reserve outside linebacker but became starter inside in second game of season. Earned All-PAC 10 honorable mention after totaling 103 tackles, sixth in conference with a 9.4 per game average. Started at three different positions as a freshman; strong safety, outside linebacker, and defensive end.

Personal: Single. All-American in both football and baseball at Valencia High in southern California. Played running back and linebacker in high school. Ranked among top 25 players in nation as center fielder. Saw action as a reserve outfielder for the nationally-ranked Stanford baseball team from 1995-96. Economics major.

Draft's Career Statistics								
Year	Team	GP/GS	Tckls	Solos	Sacks	Yds	INT's	Sp Tms
1998	Chi	1/0	0	0	0	0	0	0
1999	S.F.	7/0	0	0	0	0	0	7
2000	Atl	13/8	67	42	1	4	0	1
2001	Atl	13/10	75	54	0	0	0	3
Totals:		34/18	142	96	1	4	0	11

Draft's Best Games			
Tackles	Sacks	INT's	Fumble Rec.
14 vs. Car (9-23-01) 13 vs. N.E. (11-4-01) 13 @ S.F. (11-19-00) 13 @ Det (11-12-00) 11 @ S.F. (9-9-01) 9 vs. Car (10-29-00)	1 vs. TB (11-5-00)	None	None





SHANE DRONETT



DEFENSIVE END

6-6 • 300

11th season • Texas

Born 1-12-71 • Orange, TX

Acq: FA '97

ATLANTA FALCONS

Transactions: Originally a second round (54th pick overall) draft choice by Denver in 1992. Signed by Atlanta as an unrestricted free agent from Denver on April 9, 1996. Waived by Atlanta on October 7, 1996. Signed by Detroit as a free agent on October 9, 1996. Waived by Detroit on August 24, 1997. Signed by Atlanta as a free agent on August 27, 1997.

FALCON NOTES...

*-was a Golden Gloves boxing champion during his high school days in Texas
-does promotional/endorsement work for ProSpot, a self-spotting weight lifting machine allowing for true free weight movement without the limiting restriction of bars, tracks or guide rods.*

NFL: Rebounded after suffering right knee injury in 2000...Streak of 35 straight games was snapped after three games in 2000 after tearing the anterior cruciate ligament in his right knee at Carolina (9/17/00)...Draft choice of Dan Reeves in Denver in 1992...Averaged 55 tackles and recorded 19.5 sacks in first three seasons in NFL from 1992-94...Blocked eight kicks in career on special teams...will move to defensive end in new defensive alignment in 2002.

2001: Started in all 15 games played and finished with 51 tackles, 5.5 sacks, one recovered fumble and one interception...The 5.5 sacks were the third-highest on the team...Missed the season finale at St. Louis (1/6) due to a knee injury suffered at Miami (12/30)...In the season opener at S.F (9/9) recorded four tackles and picked off a deflected pass in the fourth quarter. With 6:04 remaining in the contest and Atlanta clinging to a slim 13-10 lead, S.F faced a 1-10 from their own 43 yard line. With a heavy rush, QB Jeff Garcia's pass was tipped and he plucked it out of the air for his third career interception to thwart a drive...Registered two tackles, one sack and one QB pressure at Arizona (9/30). Dropped QB Jake Plummer for minus 12 yards for his first sack of the season to knock the Cardinals back to the Arizona 37 yard line at the end of the first quarter. One of four starting defensive linemen to register a sack. The last time the Falcons had all four members record a sack was October 11, 1998 at the Giants. The four sacks by the Falcons defense are the most since the club had five sacks vs. Carolina (10/29/00)...Totaled a season-high six tackles vs. Chicago (10/7)...Collared four tackles with one sack at New Orleans (10/21). Dropped QB Aaron Brooks for a loss of five yards in the second quarter. Part of an aggressive defense that limited New Orleans to just 130 total yards and three points in the second half. Helped hold RB Ricky Williams, the NFC's second leading rusher, to five yards on eight second-half carries and for the game limited the Saints to 63 rushing yards on 24 attempts for an average of just 2.6 yards per rush for the game. That is the lowest total since Atlanta held Carolina to a 1.5 average on 20 attempts for 30 yards...Vs. New England (11/4) collected four tackles, including a sack of QB Tom Brady in the fourth quarter for a loss of six yards...Recorded four tackles with a big fumble recovery in a huge win at Green Bay (11/18). Helped shut down the NFL's leading rusher, Ahman Green, holding him to 62 yards. Part of a defense that created four turnovers with three interceptions and one fumble recovery and held Green Bay to 70 total yards rushing. In the first quarter, on 1-10 from the Green Bay 34-yard line, DE Patrick Kerney sacked QB Brett Favre and forced a fumble and Dronett recovered at the Green Bay 26. Atlanta kicked a 39 yard field goal on the ensuing driver for an early 6-0 lead. In the second quarter on 2-2 from the Atlanta two-yard line, he burst through the line and disrupted QB Brett Favre, forcing an aborted play and forcing a 3-4 from the Atlanta four-yard line...At Carolina (11/25) part of an aggressive defense that stopped Carolina on a goal-line stand on four straight downs on the one-yard line in the third quarter. Atlanta's offense took over and they promptly marched 99 yards for their only touchdown of the day and a 10-0 lead. In the

fourth quarter, with two minutes remaining and Atlanta clinging to a 10-7 lead, he was part of a defense that stuffed QB Chris Weinke on fourth down and inches. Teamed with DE Patrick Kerney to sack Weinke for a loss of four yards in the first quarter to force a punt. Made a total of three tackles with one QB pressure...Made three tackles with one sack at Miami (12/30). Part of a defense that held Miami to season-lows of 226 total yards, 12 first downs and 50 yards rushing. Sacked QB Jay Fielder in the first quarter for a loss of six yards.

2000: Started three games and finished with 10 tackles, one sack and four QB pressures before season was ended with knee injury...Started at Carolina (9/17) but suffered a torn anterior cruciate ligament in his right knee in third quarter. Made five tackles against the Panthers with his lone sack of the season coming at the hands of QB Steve Beuerlein in the third quarter. Part of a defense that allowed only 59 rushing yards by Carolina and 95 second half yards while surrendering just 10 points in earning the team's second win of the season...Had strong outing the week before at his former Denver team (9/10) as he finished with five tackles, a team-high three QB pressures and one batted ball...Placed on injured reserve on September 19, 2000 and underwent successful surgery at Piedmont Hospital on October 5, 2000.

1999: Started all 16 games for second straight season despite playing through some injuries early in the year...Finished with 67 tackles, second highest total of career to the 81 stops in 1998...Matched his 1998 sack total with 6.5 sacks...Recorded seven tackles and blocked a 26-yard field goal in first quarter against Minnesota (9/12) to garner special teams MVP by coaches. It was the first block by a Falcon since he knocked down an attempt at San Diego on December 12, 1997...Injured left calf at St. Louis (9/26)...But returned the next week vs. Baltimore (10/3) and managed eight tackles and 0.5 sack. Credited with a 0.5 sack along with Chuck Smith of QB Stoney Case for a three-yard loss on Baltimore's first play of fourth quarter...Collected two sacks (for sixth time in career) for minus 10 yards, recovered a fumble, returning it 15 yards to set-up a short touchdown and had four tackles vs. Carolina (10/31). Picked up a loose ball after a Smith sack and ran 15 yards to Carolina two-yard line in third quarter. RB Ken Oxendine scored on a one-yard touchdown plunge. Dropped Pro Bowl QB Steve Beuerlein for his second sack of afternoon on Carolina's first drive of fourth stanza. Part of a defense which held their second runner under 100 yards on season...Registered seven tackles and 1.5 sacks at Tampa Bay (11/21). Stuffed WR Jacques Green on a reverse for a two-yard loss in second quarter. Sacked QB Trent Dilfer for minus five yards in first half and teamed with Travis Hall to dump Dilfer for an eight-yard loss in first quarter...Finished with five tackles, a sack and two QB pressures in the rematch at Carolina (11/28).

1998: Enjoyed career-best year with 78 tackles and 49 solo stops in personal-high 16 starts...Third on defense in sacks with 6.5, highest total since 1993...Recorded four forced fumbles, one fumble recovery and 25 pressures...Shared top honors with nine tackles to go along with three pressures, a sack, and a batted ball to earn Defensive MVP accolades by coaches vs. Carolina (10/4)...Tied for second on team with nine tackles and added a forced fumble and a sack vs. New Orleans (10/18)...Named MVP by coaches for six tackles, 1.5 sacks, a pressure and batted ball vs. San Francisco (11/15)...Returned following week to earn same MVP honors vs. Chicago (11/22) with another six tackles and sack...Second on team with seven tackles in Super Bowl XXXIII vs. Denver (1/31/99).

1997: Picked off waiver wire by the Falcons from Detroit and became key player in defensive line rotation...Part of a line which helped team establish new team record of 55 sacks...Added four sacks to line's total of 43.5...Finished with 40 tackles, 14 pressures and two blocked field goal attempts...Singled out by coaches as player of the game vs. New Orleans (11/23) for registering six tackles, two sacks, a pass defended, and a blocked field goal...Collared a season-high seven tackles, one for loss, vs. Carolina (9/7)...Posted five stops and a sack at St.Louis (11/16).

1996: Started the season in Atlanta...Made eight tackles in four games...Released on October 7, a day after facing Detroit in which he forced a Barry Sanders fumble...Played in seven of 10 games after being acquired by Detroit...Had two tackles vs. Green Bay (12/15).

1995: Logged time in 13 games with two starts as a back-up to Michael Dean Perry...Missed three games with a sprained right knee suffered at Seattle (10/1) that required surgery...Amassed 13 tackles, two sacks, a pass defensed...Vs. Arizona (11/5) returned from a three-game hiatus to collect a pair of sacks...Had two stops and blocked a field goal at Kansas City (12/17).

1994: Played in all 16 games with 15 starts...Ended up with 63 tackles, six sacks, second-best on team, one fumble recovery and five passes defensed...Added a team-record four blocked field goals...Two of blocks came against Morten Andersen of N.O. (12/24)...Totaled nine tackles and career-best three sacks of QB Jeff Hostetler vs. L.A. Raiders (12/11).

1993: Collected 49 tackles and a career-best seven sacks in starting all 16 games for first time in career...Picked off two passes vs. Green Bay (10/10) and vs. Chicago (12/18)...Had a two-sack performance vs. Seattle (10/31) and at Cleveland (11/7).

1992: Closed out rookie season third on team with 6.5 sacks...Moved into starting lineup for final two games...Posted 30 tackles and added two fumble recoveries and a forced fumble to his totals...Recorded two sacks vs. the Jets (11/8)...Following week forced and recovered a fumble vs. the Giants (11/15).

College: A first-team All-America and two-time All-SWC pick for the Texas Longhorns, he registered 181 tackles, 22 sacks, 52 QB pressures, seven forced fumbles, two recovered fumbles, and seven blocked kicks in three years. Texas' left defensive end broke in as a starter as a freshman and he declared himself eligible for the NFL draft after his junior season after posting 72 tackles, 25 QB pressures, four forced fumbles, nine passes knocked down and four blocked kicks.

Personal: Married (Chris) with daughters, Berkley and Haley. Golden Gloves boxing champion during his high school days in Texas. With his long arms and keen anticipation, Dronett has blocked eight field goals in the NFL (4 in 1994) with two more in 1997 and in 1998. If you count his seven blocks in college, he has 15 total blocks. An all-state product in the highly competitive state of Texas as a tight end, Shane was rated the best prospect at that position in the state out of Bridge City H.S. Orange, TX native majored in landscape architecture.

Dronett's Honors

1994: AFC Special Teams Player of the Week (14)

Dronett's Career Statistics

Year	Team	GP/GS	Tckls	Solos	Sacks	INT	PD	FF	FR	BFG
1992	Den	16/2	53	30	6.5	0	5	1	2	0
1993	Den	16/15	49	32	7.0	2	5	1	0	0
1994	Den	16/15	63	39	6.0	0	5	1	0	4
1995	Den	13/2	8	5	2.0	0	1	0	0	1
1996	Atl/Det	12/0	14	8	0.0	0	0	2	0	0
1997	Atl	16/1	40	25	3.0	0	5	0	0	2
1998	Atl	16/16	81	50	6.5	0	3	4	1	0
1999	Atl	16/16	67	37	6.5	0	1	0	1	1
2000	Atl	3/3	10	7	1.0	0	1	0	0	0
2001	Atl	15/15	51	31	5.5	1	2	0	1	0
Totals:		139/85	436	264	44.0	3	28	9	5	8

Dronett's Postseason Statistics

Year	Team	GP/GS	Tckls	Solos	Sacks	INT	PD	FF	FR	BFG
1993	Den	1/1	2	2	0.0	0	0	0	0	0
1998	Atl	3/3	11	8	0.0	0	0	0	1	0
Totals:		4/4	13	10	0.0	0	0	0	1	0

Dronett's Best Games

Tackles	Sacks	INT's	Blocked FG's
9 vs. N.O. (10-18-98)	3 @ Raid (12-11-94)	1 @ S.F. (9-9-01)	2 vs. N.O. (12-22-94)
9 vs. Car (10-4-98)	2 (6 times)	1 @ Chi (12-18-93)	1 (6 times)
9 vs. Phil (9-13-98)	Last time vs. Car	1 vs. G.B. (10-10-93)	Last Time vs. Minn
9 @ Raid (12-11-94)	(10-31-99)		(9-12-99)
7 @ StL (11-29-98)			

Dronett's Best Playoff Games

Tackles	Sacks	Fumbles Forced	Fumble Rec.
7 vs. Den (1-31-99)	None	None	1 @ Min (1-17-99)
4 @ Min (1-17-99)			





WARRICK DUNN



RUNNING BACK

5-9 • 180

6th season • Florida State

Born 1-5-75 • Baton Rouge, LA

Acq: UFA TB (3-15-02)

ATLANTA FALCONS

Transaction: Originally a first round (12th pick overall) draft choice by Tampa Bay in 1997. Signed by Atlanta as an unrestricted free agent from Tampa Bay on March 15, 2002.

NFL: Elusive, electrifying back who is a double threat as both a runner and receiver...Possesses exceptional game-breaking speed and quickness...Tough, gritty performer who played through a painful toe injury and hamstring problems last season (that would have shelved most players) but still produced a career-best 68 receptions (fifth-best among all NFL runners) for 557 yards with three touchdowns...Finished strong at the end of 2001 campaign, averaging 112 rushing yards in the last five games...Two-time Pro Bowl selection in 2000 and 1997...Finished his career in Tampa Bay ranked second all-time with 4,200 career rushing yards and is fifth on the Bucs' all-time receptions list with 259 career catches for 2,384 yards...His 26 career touchdowns for Tampa Bay also are the sixth-best total all-time while his 17 rushing TD's is fifth...Averaging 52 receptions per season in five-year career...Reached the 1,000-yard rushing plateau two times in his career in 2000 and 1998...Has combined for more than 1,000 yards from scrimmage (rushing and receiving) in each of his first five NFL seasons...Has played in 76 career games with 65 starts...Plays prominent role off the field through his Nationally-acclaimed "Homes for the Holidays" program.

FALCON NOTES...

- While in Tampa, created "Homes for the Holidays", a program that helps disadvantaged, single-mother families become first-time homeowners. To date, Dunn has touched the lives of 28 single mothers and 83 children and family members.
- This past March, received the John H. Macy Award for Individual Leadership from The National Alliance to End Homelessness. The John H. Macy Award is the most prestigious award presented by The National Alliance to End Homelessness.

2001: Played in 13 games with 12 starts...Did not play vs. Green Bay (10/7), vs. Minnesota (10/28) and vs. Philadelphia (9/16) with foot/hamstring injuries...Played but did not start at Tennessee (10/14)...Rushed for 447 yards on 158 carries (2.8 avg.) and three TD's to rank second on the team...Ranked second on the squad with career-high 68 catches for 557 yards with three scores...Was the Buccaneers' workhorse at Dallas (9/9), rushing the ball 22 times for 56 yards (2.5 avg.) and catching four passes for 21 yards despite cramping during the second half...Carried the load at Minnesota (9/30), rushing for 65 yards on 11 carries (5.9 avg.) and catching five passes for 34 yards. Left the game with a sprained right foot after scoring on a six-yard plunge for the lone touchdown on the afternoon...Was sidelined vs. Green Bay (10/7) with a right foot sprain... Had early return from right foot sprain and turned in gutsy performance at Tennessee (10/14) with 10 carries for 16 yards with one TD and seven catches for 65 yards (9.3 avg.) and one TD. Two touchdowns were a five-yard jaunt and a 26-yard screen pass...Was declared inactive vs. Minnesota (10/28) due to right hamstring strain... Started at Green Bay (11/4), but saw limited action due to previous week's injury... Returned as the Buccaneers' featured back at Detroit (11/11), running the ball a team-high 17 times for 51 yards (3.0 avg.). Also caught five passes for 60 yards (12.0 avg.), including a 12-yard catch-and-run for a touchdown from QB Brad Johnson in the fourth quarter...Started at RB vs. Chicago (11/18) and tied for the team lead with a career-high 12 receptions for 138 yards, which was also a game-high and a career-high. The 138 receiving yards was the best single-game total for a RB in team history...Totaled 14 carries for 60 yards (4.3 avg.) at St. Louis (11/26), including a 21-yard TD run for the deciding points. Also had five receptions for 46 yards (9.2 avg.)...Posted

nine receptions for 54 yards vs. Detroit (12/9)...Rushed for 32 yards on 10 carries and added five receptions for 46 yards and a 17-yard touchdown against New Orleans (12/23)...Vs. Baltimore (12/29) had 13 carries for 47 yards (3.6 avg.) and had two catches for 14 yards...Was declared inactive vs. Philadelphia (1/6)...Led the team in receiving in playoff game at Philadelphia (1/12) with eight receptions for 37 yards. Also rushed 11 times for 29 yards.

2000: Played in all 16 games with 14 starts, and also started playoff contest...Finished the season with a career-high and team-best 1,133 rushing yards on 248 attempts (4.6 avg.) and eight TDs...Finished third on the team with 44 receptions for 422 yards (9.6 avg.) and one TD...His 1,133 yards rushing marked the most since RB Errict Rhett (1,207) in 1995...Became third Buccaneer (James Wilder and Errict Rhett) to reach 1,000 rushing yards twice in a career...Became go-to-guy in the Bucs offense the second half of the season...Gained 366 yards in the first half of the season, but more than doubled that output over the last eight games (767 yards)... Averaged just under one rushing touchdown per game over that eight-game stretch after finding the end zone on the ground only one time in the first eight games...Club was 9-2 when he rushed for 50 or more yards...Opened the season at New England (9/3) with a team-leading 56 yards on 16 carries (3.5 avg.) and added one reception for five yards...Vs. Chicago (9/10), rushed for 53 yards on 14 attempts (3.8 avg.) and grabbed two passes for five yards...Had excellent all-around game at Detroit (9/17), gaining 34 yards on 10 carries with one TD and 49 yards on three catches (16.3 avg.)...Rushed for 53 yards on 13 carries (4.1 avg.) and one catch for 10 yards vs. the N.Y. Jets (9/24)...Caught four passes for 36 yards at Washington (10/1)...Netted 79 total yards in Monday Night game at Minnesota (10/9)...Led the team in rushing with 46 yards on eight attempts (5.8 avg.) vs. Detroit (10/19)... Had 89 yards rushing on 11 carries (8.1 avg.) vs. Minnesota (10/29) and posted only touchdown reception of the season on a 23-yard catch...Was instrumental in win at Atlanta (11/5), totaling 77 yards on 18 carries...Led the team in rushing with 55 yards on 14 carries vs. Green Bay (11/12)...In horrible conditions at Chicago (11/19), led team with 75 yards on 17 carries (4.4 avg.)...Picked up rushing duties with FB Mike Alstott out with injury and had 20 rushes for 106 yards (5.3 avg.) and two rushing touchdowns vs. Buffalo (11/26). Sealed the victory with a 39-yard scoring run in the fourth quarter, becoming the first Buccaneer to rush for more than 100 yards since FB Mike Alstott vs. New Orleans in 1999...Topped the 100-yard rushing mark for the second consecutive week vs. Dallas (12/3) with a career-high 210 yards on 22 carries (9.5 avg.) and two touchdowns. The 210 yards surpassed his previous career-best of 130 yards rushing at Detroit (9/7/97) and ranked as the second-best single-game effort in Bucs history. Performance marked the first back-to-back 100-yard games on the ground for a Buccaneer since Dunn accomplished the feat in Weeks 2 (130 yards at Detroit) and Week 3 (101 yards at Minnesota) in 1997. Exploded for a 70-yard touchdown run in the first quarter, marking the fourth-longest run in team history, including the second-longest TD run...Carried the load at Miami (12/10), registering 59 yards rushing on a career-high 28 attempts and also led the team in receiving with six receptions for 84 yards... Played spectacular game on Monday Night vs. St. Louis (12/18), reaching the 1,000-yard mark for the second time in his career with 145 yards on 22 carries (6.6 avg.) and three touchdowns...Scored from two yards, 52 yards and one yard out to set a career-high and tie the team's single-game record for rushing TDs with three (also Reggie Cobb - 11/20/91 and Mike Alstott - 12/27/98)...Also had five receptions for 53 yards...Had 40 yards on 15 rushing attempts (2.7 avg.) and five receptions for 44 yards at Green Bay (12/24)... Picked up five receptions for 28 yards in Wild Card game at Philadelphia (12/31).

1999: Started 15 games, missing one contest vs. Minnesota (12/6) with a left ankle sprain...Rushed for 616 yards on 195 carries (3.2 avg.)...Caught a team-leading 64 passes for 589 yards (9.2 avg.) and two TDs...Assumed kickoff return duties during Tampa Bay's playoff push, averaging 19.5 yards on eight returns...Missed most of preseason with a hamstring injury...Opened the season with 46 yards on 15 carries vs. the Giants (9/12)...Rushed for a season-best 82 yards on 24 carries in win at Philadelphia (9/19)...Posted nine catches (four for first downs) for 82 yards in win vs. Denver (9/26)... Totaled 101 yards from scrimmage at Minnesota (10/3)...Caught six passes for 41 and one TD at Green Bay (10/10)...Caught five passes for 27 yards vs. Chicago (10/24)...Recorded a career-high 11 catches for 77 yards at Detroit (10/31)...Netted 96 total yards in win at New Orleans (11/7)...Rushed for team-lead-

ing 66 yards vs. Kansas City (11/14) Carried 11 times for 48 yards vs. Atlanta (11/21)...Paced club with 57 yards on the ground in 16-3 win at Seattle (11/28) Snagged six passes for a career-high 115 yards in 23-16 win vs. Detroit (12/12). Turned a screen pass into a career-long 68-yard jaunt, setting up Tampa Bay's first TD just before halftime...Had a team-leading five catches for 36 yards at Oakland (12/19)...Paced Bucs with six receptions for 48 yards and one TD in 29-10 win vs. Green Bay 12/26). Caught 10-yard scoring toss from QB Shaun King to give Tampa Bay a 16-10 lead...Led team with 80 yards on 16 carries in division-clinching victory at Chicago (1/2). Opened fourth-quarter scoring drive with team season-long 33-yard run...Caught four passes for 32 yards and made crucial scamper in the fourth quarter of Bucs' 14-13 divisional playoff win vs. Washington (1/15)...Scooped up a King fumble on 3rd and 3 from the Redskins 25 and raced 13 yards for a first down...Bucs scored game-winning TD seven plays later...Rushed for 35 yards and caught four passes for 37 yards in NFC Championship Game at St. Louis (1/23).

1998: Led team in rushing for second time in two pro seasons with 1,026 yards on 245 carries (4.2 avg.), becoming just the fifth runner in team history to crack the 1,000-yard mark...Finished ninth in the NFC in rushing yardage and eighth in total yards from scrimmage (1,370) after catching 44 passes for 344 yards...Scored two rushing TDs and posted a pair of 100-yard rushing games...Started 14 of 16 games and became the first primary rusher in team history to average over 4.0 yards per carry for two consecutive seasons...Snared a season-best seven receptions for 46 yards at Green Bay (9/13)...Rushed 10 times for 82 yards in Bucs' Raymond James Stadium debut vs. Chicago (9/20), more than half of that total coming on a spectacular 43-yard TD run...Needed just 17 carries to rack up 96 rushing yards (5.6 avg.) vs. Carolina (10/18)...Posted first 100-yard game of '98 in win vs. Minnesota (11/1), rushing for 115 yards and a TD on 18 carries (6.4) to become, in conjunction with FB Mike Alstott, the first pair of backs in team history to have 100-yard outings in the same game...Recorded second 100-yard rushing game in three weeks at Jacksonville (11/15), running for 107 yards on 16 carries (6.7 avg.)...Did not start vs. Detroit (11/22) when team opened in two-TE set but still led team with 73 rushing yards on 14 carries...Finished season with 89 yards on 19 carries at Cincinnati (12/27), in the process surpassing the 1,000-yard mark for the first time in his career.

1997: Started 10 of 16 regular-season games played and led the team in both receptions and rushing...Along with Pro Bowl honors, was named NFL Rookie of the Year by Football News, Pro Football Weekly and Sports Illustrated, and designated Offensive Rookie of the Year by the Associated Press, Football Digest and College and Pro Football Newsweekly...Other first-year honors included selection to Pro Football Weekly's and College and Pro Football Newsweekly's all-rookie teams...As team's primary ballcarrier, gained 978 yards and four TDs on 224 carries (4.4 avg.)...Led the team with 39 receptions for 462 yards and three TDs...Combined yardage total of 1,440 set as a Buccaneer rookie record and the fourth-highest single-season mark in team history...Tied James Wilder (1984 and '85) and Ricky Bell (1979) for club record with five 100-yard rushing performances, including three in his first six games...Earned NFC Offensive Rookie of the Month honors for September...Received NFC Offensive Player of the Week honors following week two contest at Detroit (9/7) in which he collected 130 yards on 24 carries (5.4 avg.), ...At Minnesota (9/14), became first Buccaneer running back since Errict Rhett (11/12/95, 11/19/95) to record consecutive 100-yard rushing performances with 101 yards on 16 carries (6.3 avg.), including a 52-yard scoring run for the team's final score of the game...Showcased receiving skills vs. Miami (9/21) by catching six passes for 106 yards, including a fourth-quarter screen pass on third-and-29 which he turned into a highlight reel 58-yard score...At Green Bay (10/5), broke the 100-yard rushing mark for the third time with 125 yards and a TD on 16 carries (7.8 avg.)...Caught one TD pass and ran for another at Atlanta (11/9), marking first career multi-score game...Accounted for 169 total yards of offense behind 120-yard rushing performance on 24 carries (5.0 avg.) at N.Y. Giants (11/30)...Finished regular-season vs. Chicago (12/21) with 119 yards on 16 touches, including a 76-yard run in the third quarter that ranks as the longest running play in club history...Led team in rushing in both playoff contests, first with 72 yards on 18 carries vs. Detroit (12/28), then with 64 yards on 18 attempts at Green Bay (1/4).

College: A three-time first-team All-ACC performer, became the first back in Florida State history to record three 1,000-yard rushing seasons. Finished as Seminoles' career leader in rushing yards, gaining 3,959 to surpass Greg Allen's 3,769 (1981-84). Averaged 6.9 yards per carry as a collegian, a Seminole record and the top mark by a NCAA Division 1-A player (minimum 300 carries) in 50 years (Army's Glenn Davis, 8.3 avg., 1943-46). Also considered one of nation's top pass-catching backs, snaring 132 career receptions for 1,314 yards. Scored 47 TDs in four FSU seasons, 37 rushing and 10 receiving, to break Allen's previous school record of 46. In four career bowl games, added 46 carries for 240 yards (5.2 avg.) and one score, 14 receptions for 112 yards, one kickoff return for 17 yards and one completion in two attempts for 73 yards and a TD. Broke Allen's school mark for all-purpose yards (4,996) with a total of 5,321. Secured 21 100-yard rushing games, the most in Seminole history. As a senior, earned second-team All-America accolades from Associated Press and was a first-team choice by Football News. Rushed 189 times for 1,180 yards and 12 TDs and added 30 catches for 355 yards and a pair of TD's. Started all 11 games and averaged 6.2 yards per carry and 107.3 rushing yards per game. Selected to All-ACC first team for third consecutive year and was presented with the conference's Commissioner's Award. Named to All-ACC first team for second straight year and was an honorable mention to AP's All-America team as a junior. Averaged 112.9 rushing yards per game en route to breaking school single-season records for rushing yards (1,242) and yards per carry (7.5). Rushed 166 times and scored a career-best 13 TDs on the ground. Also broke Seminole season records for 100-yard rushing games (eight) and consecutive 100-yard games (six). Finished third on team with career-best 43 receptions for 294 yards and three scores. Led Seminoles in scoring and finished 12th in nation with 96 points. Earned first All-ACC first-team honors in sophomore campaign as he became just the fifth Seminole to record a 1,000-yard rushing season. Led team with 1,026 rushing yards on 152 carries (6.8 avg.) and scored eight times on the ground. Added 34 receptions for 308 yards and an additional TD. Compiled six 100-yard rushing games. Had unusually large impact for a freshman, leading team with 10 TDs (four rushing, six receiving). Finished second on team with 511 yards on 68 carries (7.5 avg.) and added 25 receptions for 357 yards. Also returned four kickoffs for 48 yards. Graduated in 1997 with a bachelor's degree in information studies.

Personal: Single. Received Giant Steps Award in civic leadership from former President Bill Clinton for his "Homes for the Holidays" program. The program has helped low-income families in Tampa and Baton Rouge, Louisiana buy homes through a down payment provided by Dunn, who also worked with area sponsors to furnish and outfit the homes. Plans to continue successful program in Atlanta. Honored with an "Oprah's Angel" by Oprah Winfrey on her show in spring of 2002 for his work on "Homes for the Holidays." Received recognition as one of The Sporting News' Top 100 most powerful sports personalities. All-America honorable mention selection by USA Today as a prep at Catholic High School in Baton Rouge, Louisiana, where he played cornerback, quarterback and running back. Full name is Warrick De'Mon Dunn, born January 5, 1975, in Baton Rouge, Louisiana.

Honors

- 1997:** AFC-NFC Pro Bowl
NFL Rookie of the Year, Sports Illustrated, Football News, Pro Football Weekly
NFL Offensive Player of the Week (2)
All-Madden Team
- 1999:** All-Madden Team
- 2000:** All-Madden Team
AFC-NFC Pro Bowl
NFL Offensive Player of the Week (4)

DUNN'S NFL CAREER GAME-BY-GAME

1997 Game-by-Game

Date	Opponent	Rush	Yds	TD	Rec	Yds	TD	KOR	Yds	TD	Total		
											Yds	Res	Score
Aug. 31	San Francisco	8	37	0	2	4	0	26	0	0	67	W	13-6
Sept. 7	at Detroit	24	130	1	2	20	0	0	3	0	153	W	24-17
Sept. 14	at Minnesota	16	101	1	1	1	0	63	39	0	204	W	28-14
Sept. 21	Miami	11	17	0	6	106	1	0	0	0	123	W	31-21
Sept. 28	Arizona	10	27	0	2	10	0	30	0	0	67	W	19-18
Oct. 5	at Green Bay	16	125	1	1	-4	0	0	0	0	129	L	16-21
Oct. 12	Detroit	10	9	0	3	71	1	0	0	0	80	L	9-27
Oct. 26	Minnesota	10	39	0	2	19	0	0	0	0	58	L	6-10
Nov. 2	at Indianapolis	7	17	0	3	39	0	0	0	0	56	W	31-28
Nov. 9	at Atlanta	14	76	1	3	57	1	0	0	0	133	W	31-10
Nov. 16	New England	14	36	0	4	20	0	10	6	0	72	W	27-7
Nov. 23	at Chicago	9	4	0	2	13	0	0	0	0	17	L	7-13
Nov. 30	at N.Y. Giants	24	120	0	2	49	0	0	0	0	169	W	20-8
Dec. 7	Green Bay	12	33	0	2	9	0	0	0	0	42	L	6-17
Dec. 14	at N.Y. Jets	23	88	0	1	22	0	0	0	0	110	L	0-31
Dec. 21	Chicago	16	119	0	3	18	0	0	0	0	137	W	31-15
Dec. 28	Detroit*	18	72	0	3	0	0	0	0	0	72	W	20-10
Jan. 4	at Green Bay*	18	64	0	2	34	0	0	0	0	98	L	7-21

1998 Game-by-Game

Date	Opponent	Rush	Yds	TD	Rec	Yds	TD	KOR	Yds	TD	Total		
											Yds	Res	Score
Sept. 6	at Minnesota	12	47	0	2	21	0	0	0	0	68	L	7-31
Sept. 13	at Green Bay	12	36	0	7	46	0	0	0	0	82	L	15-23
Sept. 20	Chicago	10	82	1	1	4	0	0	0	0	86	W	27-15
Sept. 28	at Detroit	8	30	0	3	35	0	0	0	0	65	L	6-27
Oct. 4	N.Y. Giants	21	63	0	3	4	0	0	0	0	67	W	20-3
Oct. 18	Carolina	17	96	0	2	-2	0	0	0	0	94	W	16-13
Oct. 25	at New Orleans	11	46	0	5	27	0	0	0	0	73	L	3-9
Nov. 1	Minnesota	18	115	1	4	49	0	0	0	0	164	W	27-24
Nov. 8	Tennessee	14	49	0	2	32	0	0	0	0	81	L	22-31
Nov. 15	at Jacksonville	16	107	0	2	14	0	0	0	0	121	L	24-29
Nov. 22	Detroit	14	73	0	3	42	0	0	0	0	115	L	25-28
Nov. 29	at Chicago	22	62	0	1	11	0	0	0	0	73	W	31-17
Dec. 7	Green Bay	18	62	0	2	14	0	25	0	0	101	W	24-22
Dec. 13	Pittsburgh	15	36	0	1	12	0	0	0	0	48	W	16-3
Dec. 19	at Washington	18	33	0	5	27	0	0	0	0	60	L	16-20
Dec. 27	at Cincinnati	19	89	0	1	8	0	0	0	0	97	W	35-0

1999 Game-by-Game

Date	Opponent	Rush	Yds	TD	Rec	Yds	TD	KOR	Yds	TD	Total		
											Yds	Res	Score
Sept. 12	N.Y. Giants	15	46	0	3	26	0	0	0	0	72	L	13-17
Sept. 19	at Philadelphia	24	82	0	0	0	0	0	0	0	82	W	19-5
Sept. 26	Denver	8	15	0	9	82	0	0	0	0	97	W	13-10
Oct. 3	at Minnesota	16	49	0	4	52	0	0	0	0	101	L	14-21
Oct. 10	at Green Bay	14	39	0	6	41	1	0	0	0	80	L	23-26
Oct. 24	Chicago	9	21	0	5	27	0	0	0	0	48	W	6-3
Oct. 31	at Detroit	9	33	0	11	77	0	0	0	0	110	L	3-20
Nov. 7	at New Orleans	12	42	0	3	54	0	0	0	0	96	W	31-16
Nov. 14	Kansas City	18	66	0	2	11	0	0	0	0	77	W	17-10
Nov. 21	Atlanta	11	44	0	2	8	0	25	0	0	77	W	19-10
Nov. 28	at Seattle	15	57	0	1	9	0	0	0	0	66	W	16-3
Dec. 6	Minnesota					----- Inactive -----						W	24-17
Dec. 12	Detroit	8	6	0	6	115	0	0	0	0	212	W	23-16
Dec. 19	at Oakland	7	11	0	5	36	0	15	0	0	62	L	0-45
Dec. 26	Green Bay	13	25	0	6	48	1	70	0	0	143	W	29-10
Jan. 2	at Chicago	16	80	0	1	3	0	46	0	0	129	W	20-6
Jan. 15	Washington*	11	18	0	4	32	0	68	0	0	118	W	14-13
Jan. 23	at St. Louis*	9	35	0	4	37	0	60	0	0	132	L	6-11

DUNN'S NFL CAREER GAME-BY-GAME (CONT.)

2000 Game-by-Game

Date	Opponent	Rush	Yds	TD	Rec	Yds	TD	KOR	Yds	TD	Total		
											Yds	Res	Score
Sept. 3	at New England	16	56	0	1	5	0	0	0	0	61	W	21-16
Sept. 10	Chicago	14	53	0	2	5	0	0	0	0	58	W	41-0
Sept. 17	at Detroit	10	34	0	3	49	0	0	0	0	83	W	31-10
Sept. 24	N.Y. Jets	13	53	1	1	10	0	0	0	0	63	L	17-21
Oct. 1	at Washington#	10	3	0	4	36	0	0	0	0	39	L	17-20
Oct. 9	at Minnesota	10	32	0	4	47	0	0	0	0	79	L	23-30
Oct. 19	Detroit	8	46	0	3	19	0	0	0	0	65	L	14-28
Oct. 29	Minnesota	11	89	0	1	23	1	0	0	0	112	W	41-13
Nov. 5	at Atlanta	18	77	0	2	-1	0	0	0	0	76	W	27-14
Nov. 12	Green Bay	14	55	0	2	13	0	0	0	0	68	W	20-15
Nov. 19	at Chicago	17	75	0	2	1	0	0	0	0	76	L	10-13
Nov. 26	Buffalo	20	106	2	1	23	0	0	0	0	129	W	31-17
Dec. 3	Dallas	22	210	2	2	11	0	0	0	0	221	W	27-7
Dec. 10	at Miami	28	59	0	6	84	0	0	0	0	143	W	16-13
Dec. 18	St. Louis	22	145	3	5	53	0	0	0	0	198	W	38-35
Dec. 24	at Green Bay#	15	40	0	5	44	0	0	0	0	84	L	14-17
Dec. 31	at Philadelphia*	8	1	0	5	28	0	0	0	0	29	L	3-21

2001 Game-by-Game

Date	Opponent	Rush	Yds	TD	Rec	Yds	TD	KOR	Yds	TD	Total		
											Yds	Res	Score
Sept. 9	at Dallas	22	56	0	4	21	0	0	0	0	77	W	10-6
Sept. 30	at Minnesota	11	65	1	5	34	0	0	0	0	99	L	16-20
Oct. 7	Green Bay					----- Inactive -----						W	14-10
Oct. 14	at Tennessee	10	16	1	7	65	1	0	0	0	81	L	28-31
Oct. 21	Pittsburgh	13	31	0	2	16	0	0	0	0	47	L	10-17
Oct. 28	Minnesota					----- Inactive -----						W	41-14
Nov. 4	at Green Bay	3	5	0	5	30	0	0	0	0	35	L	20-21
Nov. 11	at Detroit	17	51	0	5	60	1	0	0	0	111	W	20-17
Nov. 18	Chicago	8	12	0	12	138	0	0	0	0	150	L	24-27
Nov. 26	at St. Louis	14	60	1	5	46	0	0	0	0	106	W	24-17
Dec. 2	at Cincinnati	21	42	0	3	5	0	0	0	0	47	W	16-13
Dec. 9	Detroit	6	3	0	9	54	0	0	0	0	57	W	15-12
Dec. 16	at Chicago	10	27	0	4	28	0	0	0	0	55	L	3-27
Dec. 23	New Orleans	10	32	0	5	46	1	0	0	0	78	W	48-21
Dec. 29	Baltimore	13	47	0	2	14	0	0	0	0	61	W	22-10
Jan. 5	Philadelphia					----- Inactive -----						L	13-17
Jan. 12	at Philadelphia*	11	29	0	8	37	0	0	0	0	66	L	9-31

* PLAYOFFS

OVERTIME




**ATLANTA
FALCONS**

Dunn's Career Statistics

Dunn's Career Statistics												
Rushing												
Year	Team	GP/GS	No.	Yards	Avg.	Long	TD					
1997	T.B.	16/10	224	978	4.4	76	4					
1998	T.B.	16/14	245	1,026	4.2	50	2					
1999	T.B.	15/15	195	616	3.2	33	0					
2000	T.B.	16/14	248	1,133	4.6	70t	8					
2001	T.B.	13/12	158	447	2.8	21t	3					
Totals:		76/65	1,070	4,200	3.9	76	17					
Receiving												
Year	Team	No.	Yards	Avg.	Long	TD						
1997	T.B.	39	462	11.8	59t	3						
1998	T.B.	44	344	7.8	31	0						
1999	T.B.	64	589	9.2	68	2						
2000	T.B.	44	422	9.6	45	1						
2001	T.B.	68	557	8.2	31	3						
Totals:		259	2,374	9.2	94t	9						
Kickoff Returns												
Year	Team	No.	Yards	Avg.	Long	TD						
1997	T.B.	6	129	21.5	30	0						
1998	T.B.	1	25	25.0	25	0						
1999	T.B.	8	156	19.5	34	0						
2000	T.B.	0	0	0.0	0	0						
2001	T.B.	0	0	0.0	0	0						
Totals:		15	310	20.7	34	0						
<p>Additional stats: Returned 5 punts for 48 yards with a long of 25 in 1997.</p>												
Dunn's Postseason Statistics												
Year	Team	GP/GS	Rush	Yards	Avg.	LG	TD	Rec.	Yards	Avg.	LG	TD
1997	T.B.	2/2	36	136	3.8	11	0	5	34	6.8		0
1999	T.B.	2/2	20	53	2.7	12	0	4	32	8.0		0
2000	T.B.	1/1	8	1	0.2	13	0	5	28	5.6		0
2001	T.B.	1/1	11	29	2.6	9	0	8	37	4.6		0
Totals		6/6	75	219	2.9	13	0	22	131	6.0		0
<p>Additional stats: Returned 4 kickoffs for 68 yards with a long of 25 in 1999.</p>												

Dunn's Best Games

Rushes	Yards	Long	TD's
28 @ Mia (12-10-00) 24 @ Phil (9-19-00) 24 @ NYG (11-30-97) 24 @ Det (9-7-97) 23 @ NYJ (12-14-97)	210 vs. Dal (12-3-00) 145 vs. StL (12-18-00) 130 @ Det (9-7-97) 125 @ GB (10-5-97) 120 @ NYG (11-30-97)	70t vs. Dal (12-3-00) 52t vs. StL (12-18-02) 52t @ Min (9-14-97) 50 vs. Min (11-1-98) 49 @ Det (9-7-97)	3 vs. StL (12-18-00) 2 vs. Dal (12-3-00) 2 vs. Buff (11-26-00)
Rushes	Yards	Long	TD's
12 vs. Chi (11-18-01) 11 @ Det (10-31-99) 9 vs. Det (12-9-01) 9 vs. Den (9-26-99)	138 vs. Chi (11-18-01) 115 vs. Det (12-12-00) 106 vs. Mia (9-21-97)	68 vs. Det (12-12-99) 59t vs. Det (10-12-97) 58t vs. Mia (9-21-97) 53 @ NYG (11-30-97) 45 @ Mia (12-10-00)	1 (8 times) Last time vs. N.O. (12-23-01)
All-Purpose Yards (Rush-Rec-Kick-Punt)			
221 vs. Dal (12-3-00), 210-11-0-0 204 @ Min (9-14-97), 101-1-63-39 198 vs. StL (12-18-00), 145-53-0-0 169 @ NYG (11-30-97), 120-49-0-0 164 vs. Min (11-1-98), 115-49-0-0 153 @ Det (9-7-97), 130-20-0-3 150 vs. Chi (11-18-01), 12-138-0-0			

Dunn's Best Playoff Games

Rushes	Yards	Long	TD's
18 @ GB (1-4-98) 18 vs. Det (12-28-97) 11 @ Phil (1-12-02)	72 @ GB (1-4-98) 64 vs. Det (12-28-97) 29 @ Phil (1-12-02)	13 @ StL (1-23-00) 12 @ GB (1-4-98) 11 vs. Det (12-28-97)	None
Rushes	Yards	Long	TD's
8 @ Phil (1-12-02) 5 @ Phil (12-31-00) 4 @ StL (1-23-00) 4 vs. Was (1-15-00)	37 @ Phil (1-12-02) 37 @ StL (1-23-00) 34 @ GB (1-4-98) 32 vs. Was (1-15-00)	22 @ GB (1-4-98) 17 @ Phil (1-12-02) 16 vs. Wash (1-15-00)	None

Dunn's 100-Yard Rushing Games (Regular Season)

DATE	OPPONENT	ATT	YDS	AVG.	TDS
9-7-97	at Detroit	24	130	5.4	1
9-14-97	at Minnesota	16	101	6.3	1
10-5-97	at Green Bay	16	125	7.8	1
11-30-97	at New York Giants	24	120	5.0	0
12-21-97	vs. Chicago	16	119	7.4	0
11-1-98	vs. Minnesota	18	115	6.4	1
11-15-98	at Jacksonville	16	107	6.7	0
11-26-00	vs. Buffalo	20	106	5.3	2
12-3-00	vs. Dallas	22	210	9.6	2
12-18-00	vs. St. Louis	22	145	6.6	3



JAY FEELY

KICKER

5-10 • 206

2nd season • Michigan

Born 3-23-76 • Tampa, FL

Acq: FA '01



ATLANTA FALCONS

Transactions: Originally signed by Atlanta as a rookie free agent on April 12, 2001.

NFL: Discovered by Falcons at Ray Pelfrey's pro free agent camp for NFL teams in spring of 2001...Edged Jake Ariens in training camp duel for placekicking duties following veteran Morten Andersen's six year reign on the position...Went on to enjoy successful rookie campaign that included 29 field goals, second-most ever in Falcons history (to Andersen's 31 field goals in 1995)...Also totaled 115 points, the third-most in a single-season in team history, and best among all NFL rookies...Named to All-NFL rookie first-team by Pro Football Weekly and Football News.

2001: Booted 29 of 37 field goals (.784) and connected on all 28 PAT's for a total of 115 points...Missed only one field goal on the road (14/15) at Miami (12/30)(44-yarder batted away)...Besides being the second-most field goals in Falcons history, the 29 field goals made were also ranked first in the NFC and fourth overall in the NFL...The 37 attempts are tied with Morten Andersen (1995) for second on the Falcons' all-time list to Nick Mike-Mayer's 38 attempts in 1973...The 115 points scored were the third-highest total in team history behind Morten Andersen's 122 and 120, respectively, in 1995 and 1998...His 115 points were tied with Pro Bowler David Akers of the Eagles for second in the NFC to St. Louis K Jeff Wilkins, who led the NFL with 127 points...Kicked the longest field goal outdoors in team history with a 55-yarder at Arizona (9/30), which tied Andersen (three times) for the second longest field goal ever...Successful on two onsides kicks vs. Dallas (11/11) and vs. St. Louis (12/2)...In first career pro game at S.E (9/9) was perfect on two field goals of 28 yards (second quarter) and 24 yards (third quarter) and hit one extra point for seven total points...Equaled the second longest kick in Falcons history with a 55-yard field goal in the second quarter at Arizona (9/30). The kick was second only to the 59 yard field goal by Morten Andersen vs. San Francisco (12/24/95). Andersen booted a 55-yarder three times during his Falcon career. Feely's 55-yarder is the Falcons' longest field goal in an outdoor stadium. Hit a 34 yard field goal in the first quarter and added four PAT's for 10 points... In the rematch with S.E (10/14) booted field goals of 39, 24 and 36 yards with two PAT's for a then career-best 11 points scored...At New Orleans (10/21) kicked field goals of 31 and 38 yards and made good on two PAT's. On 4-4 from New Orleans 31-yard line, holder Chris Mohr flipped the ball back to Feely on a fake field goal but the ball was behind him and he was stopped for a loss of two yards. Tied for team lead with two special teams tackles and was named special teams MVP by coaches...Executed a perfect onsides kick in the third quarter vs. Dallas (11/11) to open the second half and Atlanta recovered in a close 20-13 victory...Connected on field goals of 26, 39 and 32 yards, while kicking two PAT's for 11 points in the big 23-20 win at Green Bay (11/18)...Kicked his first-ever game-winning field goal as time expired from 52 yards away to claim a 33-30 victory vs. Buffalo (12/23). Made four field goals on the day from 35, 32, 43 and 52 yards and added two extra points for a career-best 14 points. After Atlanta marched down to the Buffalo 34-yard line with :02 left on the clock, he drilled a perfect 52 yard field goal between the middle of the uprights as time expired to give the Falcons the win. Named special teams MVP by coaches...Kicked two PAT's and had a 44-yard field goal attempt in the first

FALCON NOTES...

- Prior to joining the Falcons, Jay had worked as a financial consultant for the Minnesota-based Wealth Enhancement Group. Said Feely, "During my time there I met with many clients to talk about their dreams and goals, then helped put into action a plan to help them achieve those dreams and goals. I liken these financial plans to the game plans our coaches design each week to combat opponents."

- Last season dispensed financial advice on the team's official web site, atlantafalcons.com.

quarter blocked at Miami (12/30). It was his first miss on the road in 2001...At St. Louis (1/6), kicked two field goals of 49 and 33 yards with one extra point for seven points.

College: Ended his career at Michigan by hitting 20-26 field goals and 43-44 PAT's and also served as the team's kickoff specialist. As a senior, he connected on 17 of 22 field goals and 40 of 41 extra points. Named Big Ten honorable mention by coaches and media. Booted the longest field goal in the nation with a 51-yarder vs. Baylor as a junior, which was also the sixth longest in Michigan history.

Personal: Married (Rebecca) with one child, Alexandra (Dec. 2000). Before he signed with the Falcons, Jay had been working as a financial consultant for a financial investment firm, Minnesota-based Wealth Enhancement Group. Wrote columns giving out financial advice last fall for Falcons fans on club's web site at atlantafalcons.com. Filled in for an injured kicker, Matt Huerkamp, for one game stint with the Tampa Bay Storm of the Arena League in 2000. Set Jesuit High School and Hillsborough County career and season records for field goals and PAT's as a prep in Tampa, Fla. area. Named second-team All-America by Blue Chip Illustrated magazine and was a Class 4-A state and All-Southeast Regional choice. His father is a junior varsity coach at his alma mater, Jesuit H.S. Named the 2002 Grand Marshall for the Special Olympics Indoor Winter Games. Participated in the first annual Atlanta Falcons/Chateau Elan Community Golf Tournament last year to benefit Eagle Ranch, the Falcons' official Courage House.

FEELY'S NFL ALL-ROOKIE SEASON

Falcons, Most Field Goals, Season

31	Morten Andersen, 1995
29	Jay Feely, 2001
26	Norm Johnson, 1993
26	Nick Mick-Mayer, 1973

NFL, Most Field Goals, 2001

31	Jason Elam, Denver
30	Kris Brown, Pittsburgh
30	Matt Stover, Baltimore
29	Jay Feely, Atlanta

Falcons, Most Points, Season

122	Morten Andersen, 1995
120	Morten Andersen, 1998
115	Jay Feely, 2001
114	Mick Luckhurst, 1981
112	Norm Johnson, 1993
112	Nick Mick-Mayer, 1973

Falcons, Most Field Goal Att., Season

38	Nick Mick-Mayer, 1973
37	Jay Feely, 2001
37	Morten Andersen, 1995
33	Mick Luckhurst, 1981
33	Greg Davis, 1990
31	Morten Andersen, 2000
31	Mick Luckhurst, 1985

Feely's Career Statistics

Year	Team	GP/GS	FG	Att	FG%	LG	PAT	Att	Pts	Sp Tms	Tkls
2001	Atl	16/0	29	37	.784	55	28	28	115		7

Feely's Best Games

Most Field Goals Made	Most FG Attempts	Most Points	Longest FG
4 vs. Buff (12-23-01) 3 @ GB (11-18-01) 3 vs. S.F. (10-14-01) 2 (Seven times) Last time @ StL. (1-6-02)	4 vs. Buff (12-23-01) 4 vs. StL (12-2-01) 3 @ GB (11-18-01) 3 vs. Dall (11-11-01) 3 vs. N.E. (11-4-01) 3 vs. S.F. (10-14-01)	14 vs. Buff (12-23-01) 11 @ GB (11-18-01) 11 vs. S.F. (10-14-01) 10 @ Ari (9-30-01) 9 @ Ind (12-16-01)	55 @ Ari (9-30-01) 52 vs. Buff (12-23-01) 49 @ StL (1-6-02) 44 vs. Car (10-4-98) 44 vs. Chi (10-7-01) 43 vs. Buff (12-23-01)

Honors

2001: All-Rookie Team, Football News, Pro Football Weekly



BRIAN FINNERAN



WIDE RECEIVER

6-5 • 210

4th season • Villanova

Born 1-31-76 • Mission Viejo, CA

Acq: FA '00

ATLANTA FALCONS

Transactions: Originally signed by Seattle as a rookie free agent on April 28, 1998. Waived by Seattle on August 25, 1998. Signed by Philadelphia as a free agent on July 6, 1999. Waived by Philadelphia on October 12, 1999. Signed by Atlanta to the practice squad on December 13, 1999.

NFL: Tall, rangy target who began his pro career with the Philadelphia Eagles in 1999 after a strong showing in NFL Europe with the Barcelona Dragons...Emerged as a solid receiver with big-play ability in second season in Atlanta in 2001...Led the team with a 21.3 per catch average and among his 23 receptions, 16 were for first downs and three went for touchdowns...Hauled in long catches covering 52, 50, 47, 36, 35 and 22 yards...Made the Falcons' 53-man active roster after a strong preseason in 2000.

FALCON NOTES...

-spends spare time, almost daily in the off-season, reading to elementary school children and serving as a public speaker at area schools

-while attending the University of Villanova was joined in the wide receiver corps with twin brother, Brad

2001: Break out season included a career-high 23 receptions for 491 yards for a team-high 21.3 average with a personal-best of three touchdowns scored... Big year of "firsts" included his first NFL start at New Orleans (10/21) and first NFL touchdown from 47 yards out vs. S.F. (10/14)...Played in all 16 games with the one start...Also contributed a career-best 11 special teams tackles to finish sixth on the club...On the receiving end of QB Michael Vick's two longest completions of his young career with a 52 yarder at Miami (12/30) and 50-yarder vs. New England (11/4)...With an injury to starter Tony Martin (broken clavicle) at Arizona (9/30), he played in three and four wide receiver sets. Delivered with two catches for 33 yards, including a 22-yard long and added a special teams tackle...Caught one pass for 12 yards the following week vs. Chicago (10/7). Played the entire second half as the club's third receiver after a back injury to starter Shawn Jefferson...Vs. S.F. (10/14) scored his first NFL touchdown on a 47-yard catch-and-run in the fourth quarter for the go-ahead touchdown with just over two minutes remaining and a tied game at 24-24. On 1-10 from the S.F. 47 yard line, he hauled in a short pass from QB Chris Chandler on the left sideline, eluded a S.F. DB, and outraced the rest of the secondary to the end zone for his first-ever score. Also finished with a special teams tackle...On the heels of his clutch performance a week earlier, he earned a start for the first time in his Falcons career when the team opened with three wide receivers at New Orleans (10/21). Caught one pass for seven yards and made one special teams tackle. Inserted into the game on the final plays as a centerfielder in prevent defense and knocked down the final "Hail Mary" pass attempt in the end zone as time expired...Caught a then career-long pass of 50 yards in the fourth quarter from QB Michael Vick to set-up an eventual field goal vs. New England (11/4)...Part of successful punt return team that sprung Darrien Gordon for two crucial returns of 74 and 41 yards in the fourth quarter vs. Dallas (11/11), which helped set-up the go-ahead touchdown and an insurance field goal in a 20-13 win...Hauled in a game-clinching 12 yard touchdown pass with 8:54 remaining to give Atlanta a 23-13 advantage at Green Bay (11/18). On 1-10 from the Green Bay 12-yard line, he dove for a pass in the end zone from QB Chris Chandler to provide the final winning points with 8:54 remaining in an eventual 23-20 win. Totaled two receptions for 24 yards. Role increased in the fourth quarter as starter Terance Mathis was felled with a hit-to-the-head and left the game...Assumed the role of third wide receiver (ahead of Shawn Jefferson) when the team worked out of two-back formations with no tight ends vs. New

Orleans (12/9) and enjoyed a career day with team-leading and career-high six receptions for 92 yards. On Atlanta's opening scoring drive, he hauled in a 35 yard pass from QB Chris Chandler for a first down at the Atlanta 24-yard line. On 2-10 from the Atlanta 20 in the second quarter, he caught an 11 yard pass for a first down. On the last drive of the first half, he caught a 12-yarder for a first down to the Atlanta 30-yard line to finish the half with four receptions for 67 yards...At Indianapolis (12/16), increased role in the offense in three-wide receiver sets resulted in one receiving touchdown and a total of two receptions for 36 yards. On 1-10 from the Colts' 18-yard line in the second quarter, he leaped over a Colts CB Jeff Burris to catch an 18-yard scoring pass to cut the deficit to 21-14...Caught five passes for a career-high 93 yards vs. Buffalo (12/23). The 93 yards broke his previous best established vs. New Orleans (12/9) of 92 yards. Hauled in a big 18 yard reception to set-up the game-winning field goal. On 1-15 from the 50-yard line, QB Chris Chandler hit him in traffic and Finneran eluded two Buffalo defenders to get to the 34 yard line with :02 left. K Jay Feely drilled the game-winner from 52 yards out on the next play to claim the 33-30 win. Named offensive MVP by coaches...At Miami (12/30) caught one pass for 52 yards, a career-long reception by Finneran and a career-long pass from QB Michael Vick. The 52-yarder bested the 50-yarder he caught from Vick vs. New England (11/4/01). On 3-16 from the Atlanta 44-yard line in the third quarter, he caught a laser from QB Michael Vick for a gain of 52 yards to the Miami four-yard line for a first down. Atlanta failed to convert when a controversial apparent touchdown catch by FB Bob Christian was negated and RB Maurice Smith was stopped short of the goal line on 4-1. Atlanta wouldn't have been in a position to tie or win at the end of the game if it were not for his hustling play in the final minutes. On the first possession of the fourth quarter, Atlanta drove to the Miami 18. On 2-10 from the Miami 18, QB Michael Vick's pass intended for Finneran was short and intercepted by CB Patrick Surtain. Though far behind the play, Finneran hustled to chase Surtain down and knocked the ball loose and T Bob Whitfield recovered at the Miami 49-yard line. With the change of possession back to Atlanta, Vick marched Atlanta down the field until he hit TE Derek Rakeley for a one-yard touchdown and a 21-14 deficit. ..Hauled in one pass for 45 yards from QB Michael Vick in the first quarter in the season finale at St. Louis (1/6).

2000: Played in 12 games in his first full season in Atlanta and was inactive for four other contests...Recorded seven catches for 60 yards with a long of 14 yards...Also returned one squibbed kickoff for two yards...Made the club after a solid preseason in which he led the team with 16 receptions for 254 yards, a 15.9 average with four touchdowns...At Denver (9/10), caught one pass for 10 yards on 2-5 from Denver 45-yard line for a first down in third quarter...Took over role as third wide receiver with the absence of WR Tim Dwight (appendicitis) at Carolina (9/17) and finished with three receptions for 17 yards. Caught a five-yard pass from QB Chris Chandler on 3-8 from Carolina 18-yard line in first quarter. Hauled in an 11-yarder from Chandler on 2-17 from Atlanta 22 in third quarter...Continued in role as third wide receiver vs. St. Louis (9/24) and caught one pass for eight yards...Sunday deactivation at Philadelphia (10/1) with Dwight's return...Caught two passes for 25 yards in the second half at St. Louis (10/15) when starter Shawn Jefferson left the game with a bruised back...With season-ending injury to Jammi German (ankle), saw limited time in four wide receiver sets in final two games at New Orleans (12/17) and vs. Kansas City (12/24)...Inactive at Philadelphia (10/1), at Detroit (11/12), at Oakland (11/26) and vs. Seattle (12/3).

1999: Made Philadelphia's final roster and played in three games, while being inactive for two other games...Caught two passes for 21 yards with an 11-yard long...Saw action vs. Arizona (9/12), at Buffalo (9/26) and at New York Giants (10/3)...In NFL debut vs. Arizona caught his first pro pass for a 10-yard gain from QB Doug Pederson...At Buffalo (9/26) the following week lined up at tight end at various times and caught one pass for 11 yards...Played but did not catch a pass at New York (10/3).

NFL Europe: Finished third in NFL Europe in receptions with 54, fourth in yards with 844 and fourth in touchdowns with eight while playing for Barcelona Dragons...Named offensive player of the week at Amsterdam after hauling in seven passes for 205 yards with three touchdowns. Those single-game totals were ranked first and second, respectively, all-time in an NFL Europe game.

1998: Signed as a rookie free agent by the Seattle Seahawks after a prolific college career at Villanova...Did not make the final roster and was waived.

College: Earned All-America honors by Associated Press after a senior year at Villanova where he caught 96 passes for 1,389 yards with 19 touchdowns. For his efforts he was afforded the Walter Payton Award given to the nation's top offensive player in Division I-AA. Finished his productive career with a school record 265 receptions for 3,872 yards with 34 touchdowns.

Personal: Married (Erin) with three children; Conor (6), Brynn (5) and Keenan (1/5/02). Official spokesperson for SafeKids, a helmet safety program for Hall County. Brian's brother-in-law suffered a major head injury from a skateboard crash without wearing a helmet. A native of Mission Viejo, Ca., he attended Santa Margarita High School where he starred with his twin brother, Brad, a wide receiver who later played with Brian at Villanova. Worked as a risk manager for Control Air prior to signing with NFL Europe. Born on January 31, 1976.

Finneran's Career Statistics							
Year	Team	GP/GS	Rec	Yards	Avg	LG	TD
1999	Phil	3/0	2	21	10.5	11	0
2000	Atl	12/0	7	60	8.6	14	0
2001	Atl	16/1	23	491	21.3	52	3
Totals		41/1	32	572	17.9	52	3
Additional Statistics: Special Teams Tackles - 2001 (11), 2000 (3)							
Finneran's Best Games							
Receptions		Yards		Long		Touchdowns	
6 vs. N.O. (12-2-01)		93 vs. Buf (12-23-01)		52 @ Mia (12-30-01)		1 @ Ind (12-16-01)	
5 vs. Buf (12-23-01)		92 vs. N.O. (12-9-01)		50 vs. N.E. (11-4-01)		1 @ GB (11-18-01)	
3 @ Car (9-17-00)		52 @ Mia (12-30-01)		47t vs S.E. (10-14-01)		1 vs. S.F. (10-14-01)	
2 (Four times) Last @ Ind (12-16-01)		50 vs. N.E. (11-4-01)		36 vs. Buf (12-23-01)			
		47 vs. S.F. (10-14-01)		35 vs. N.O. (12-9-01)			





RONALD FLEMONS



DEFENSIVE LINEMAN
 6-5 • 265
 2nd season • Texas A&M
 Born 10-20-79 • San Antonio, Tx
 Acq: D7 '01 (226th)

ATLANTA FALCONS

Transaction: Originally a seventh round (226th pick overall) draft choice by Atlanta in 2001.

FALCON NOTES...

-Earned the nickname "Big Cat" for his quickness during his college days at Texas A&M.

NFL: Tall, long-armed lineman who learned the rigors of NFL during rookie season from veterans like Patrick Kerney, Brady Smith, Travis Hall and Shane Dronett.

2001: Played in one game and was on the club's deactivation list for the other 15 games... Active for the first time all season vs. Buffalo (12/23) and played when the Falcons lined up with three linemen in a passing rushing situation with Brady Smith out with back injury.

College: Three year starter at defensive end at Texas A&M. Finished his college career for the Wrecking Crew defense with 113 tackles, including 14 tackles for loss, with three sacks. Led the defensive line with 38 tackles, including a career-high 12 stops against UTEP, as a senior. As a sophomore, he recorded a career-high 54 tackles in 12 starts.

Personal: Single. Born Ronald Flemons on October 20, 1979. He is the son of Terry and Mary Flemons. He averaged double figures in sacks over his final two seasons at Marshall High School. During his final prep season he registered 114 tackles with 10 sacks.

Flemons' Career Statistics

Year	Team	GP/GS	Tckls	Solos	Sacks	Yds	INT's	Sp Tms
2001	Atl	1/0	0	0	0	0	0	0



KYNAN FORNEY



GUARD

6-2 • 305

2nd season • Hawaii

Born 9-8-78 • Nacogdoches, TX

Acq: D7 '01 (219th)

ATLANTA FALCONS

Transaction: Originally a seventh round (219th pick overall) draft choice by Atlanta in 2001.

FALCON NOTES...
-Often takes time to speak to youth groups.

NFL: Strong training camp landed him a starting spot at right guard in the season opener and he went on to earn eight total starting assignments as a rookie...Slowed by the injury in 2001.

2001: Started in eight of 12 games played, missing four games due to nagging toe injury suffered in the opener at S.F. (9/9)...Started at right guard for first pro start at S.F. (9/9) to become the third rookie to start on opening day in the last four seasons. Surrendered two sacks to DT Bryant Young and called for holding, which negated a QB Chris Chandler 14 yard scramble for a first down in the third quarter...Sunday deactivation vs. Carolina (9/23) and at Arizona (9/30) due to left toe injury suffered at S.F. (9/9) ...Claridge moved from right tackle to right guard as his replacement and Ephraim Salaam moved to right tackle...Returned to the field after missing previous two games vs. Chicago (10/7) but did not play...In the rematch with S.F. (10/14) played for the first time on the line since the opener. Entered the game on the fourth series in place of starting RG Travis Claridge for six plays...At New Orleans (10/21) replaced starting RG Travis Claridge on fourth possession of the game (coaches decision) but did not play after that series...Replaced starting RG Travis Claridge in the second half vs. New England (11/4). The line struggled, surrendering nine sacks on the day...Dressed but did not play vs. Dallas (11/11)...At Green Bay (11/18) replaced starting right guard Travis Claridge in the third and fourth series of the game in the first half, which entailed the first quarter and parts of the second quarter, as well in the fourth quarter. Helped offense manage 25 first downs, 417 total yards, the second-highest offense production of the season, and 335 net passing yards. It was the most total yards in three years since amassing 504 yards at New Orleans (12/13/98) and it was the first time the Falcons have had at least 400 yards in total offense in a game since gaining 434 vs. St. Louis (11/1/98)...Started at Carolina (11/25) for the first time since the season opener at S.F. (9/9) at right guard in place of Travis Claridge and played the entire game...Remained a starter at right guard for the remainder of the final six games of the season...Vs. Buffalo (12/23) helped the offense to a season-high 489 total yards, the second 400+ yard performance of the season...In the season finale at St. Louis (1/6) started at right guard and was one of four rookie offensive starters, joining QB Michael Vick, TE Alger Crumpler and C Roberto Garza.

College: Began his college career at Trinity Valley (TX) Community College. Moved to Hawaii where he became an All-Western Athletic Conference choice in his final season. Started 11 games at right tackle, collecting 94 knockdown blocks, as the unit allowed only 10 sacks on the season, as a senior. One of the key cogs in former Falcons Head Coach June Jones' high-powered offense as the Warriors averaged 322.9 yards per game through the air. Appeared in every game and managed five starts as a junior. Opened the season as the school's starting right tackle but switched to left guard and then on to right guard for an offense that generated 3,524 yards. Helped lead his team to the National JUCO Championship with a perfect 12-0 record in 1997.

Personal: Single. An All-District and All-East Texas selection in football at Nacogdoches (Texas) High School. Lettered three years in football and two seasons for the track team. Threw the discus and shot put.

Forney's Career Games Played/Started

Career Totals: 12/8

Regular Season: 2001 (Atlanta 12/8)



ROBERTO GARZA



CENTER/GUARD

6-2 • 296

2nd Season • Texas A&M-Kingsville

Born 3-26-79 • Rio Hondo, TX

Acq: D4a '01 (99th)

ATLANTA FALCONS

Transaction: Originally a fourth round (99th pick overall) draft choice by Atlanta in 2001.

NFL: Smart, heady lineman who will compete for starting center job in 2002...Logged time at center and left guard as a rookie last season.

FALCON NOTES...

Spokesperson for Schools for Tools program ... program raises money that goes to schools.

2001: Started four of 16 games played during rookie campaign...Substituted for season starter Bob Hallen at left guard in the early part of the season before taking over full-time duties in Week 14 at Indianapolis (12/16)...Started at center for the only time in the season finale at St. Louis (1/6) when incumbent Todd McClure was lost for the season with a foot injury the week before at Miami (12/30)...Saw his first action from the line of scrimmage vs. Chicago (10/7) when he replaced Bob Hallen at left guard in the second quarter when Hallen lost his shoe on a play. Also came in at center for starter Todd McClure on the last series of the game in a 31-3 loss...Played his most extensive time of the first half of the season by replacing starting LG Bob Hallen in the second half vs. New England (11/4)...At Green Bay (11/18) replaced starting left guard Bob Hallen in the second quarter and helped offense score 10 points in the quarter...Vs. St. Louis (12/2) substituted for starters Bob Hallen at left guard and center Todd McClure in the second half. Fell on a squibbed kickoff return for zero return yards in the second half...Made his first NFL start at Indianapolis (12/16) when he was inserted at left guard in place of Bob Hallen (coaches decision). He became the fourth member of the 2001 draft class to start in a game this season and it was the first time that the Falcons had three rookies in the starting lineup since vs. Denver on September 28, 1997 when Calvin Collins started at center, O.J. Santiago started at tight end and Henri Crockett started at linebacker...Started at left guard for the second straight week vs. Buffalo (12/23) and helped the offense to a season-high 489 total yards in a 33-30 victory...Continued to start at left guard for the third straight week at Miami (12/30) but was pressed into action at center when Todd McClure injured his right foot. Replaced McClure at center on the last play of the first half and played the entire second half at that position (and Bob Hallen took his place at left guard.)...Started at center for the first time in the season finale at St. Louis (1/6) after an injury to Todd McClure (foot) the previous week necessitated the move. One of four rookies to start the game following QB Michael Vick, G Kynan Forney and TE Alge Crumpler. At one point in the game, he was one of six rookie offensive players in the game at the same time (QB Michael Vick, T Dave Kadela, TE Alge Crumpler, G Kynan Forney, FB George Layne and Garza).

College: Named a little college All-America first-team selection and an All-Lone Star Conference performer at center as a senior. Collected 44 and 88 knockdown blocks, respectively, during his final two seasons in starting every contest. He moved into the starting spot late in his freshman year and continued to be a stalwart on the line for the rest of his career, earning three straight all-conference nods in starting 30 of the team's last 40 games. In 14 starts as a sophomore, he registered a personal-best 102 knockdowns to help the team average 297.3 yards rushing per game. Garnered a spot on the All-Lone Star conference freshman team.

Personal: Single. Lettered in football and track at Rio Hondo (TX) High School. Member of the school's National Honor Society for his work in the classroom. Finished third in the shot put at the 1999 NCAA Championships and won the NCAA title in 2000 with a toss of 57'0". Captured the conference crown in college in the discus in 1999. Speaks fluent Spanish. Bench presses 445 pounds and can squat 640 pounds.

Garza's Career Games Played/Started

Career Totals: 16/4

Regular Season: 2001 (Atlanta 16/4)



ATLANTA
FALCONS



JEFF GRAHAM



WIDE RECEIVER

6-2 • 206

12th season • Ohio St.

Born 2-14-69 • Dayton, OH

Acq: FA-'02

ATLANTA FALCONS

Transactions: Originally a second round (46th pick overall) draft choice by the Pittsburgh Steelers in 1991. Obtained by Chicago (4/29/94) in a trade with Pittsburgh in exchange for a fifth round draft choice. Signed by the N.Y. Jets as an unrestricted free agent on March 14 1996. Obtained by Philadelphia in a trade with the N.Y. Jets on the second day of the 1998 NFL Draft (4/19/98) in exchange for a sixth round pick. Waived by the Eagles on February 13, 1999. Signed by the San Diego Chargers on March 19, 1999. Waived by the Chargers on February 27, 2002. Signed by Atlanta on April 26, 2002.

FALCON NOTES...

-More than half (17) of his 28 career 100-yard receiving efforts have come on the road.

NFL: Has earned a reputation as a very productive wide receiver over his 11-year career, which has been spent with five different teams – Pittsburgh, Chicago, N.Y. Jets, Philadelphia and San Diego...A veteran of 160 NFL games, who has 28 100-yard games to his credit and a lifetime average of 15.1 yards per catch...Has caught 50 or more passes six times, including the last three years...Led the Chargers in receiving yards two of the last three years and led the team in receptions in 1999...Ranked second on the Chargers in both receiving yards and touchdowns and third in receptions in 2001 despite missing the final two games of the year due to the death of his father.

2001: Turned in solid campaign, finishing second on the team in both yards receiving (811) and touchdowns (five) and third in receptions (52)...It was the third straight season in which he caught 50 or more passes and the sixth time overall...Posted a pair of 100-yard receiving efforts to give him 28 for his career...Started 11 of the 14 games played...Missed the final two games due to the death of his father, Walter, who was killed in a car accident in his hometown of Dayton, Ohio...Was held without a catch in the first outing of the season vs. Washington (9/9)...Rebounded in next outing with a team leading six catches for 94 yards in a victory at Dallas (9/23)...Added three catches for 49 yards in victory over Cincinnati (9/30)...Led the team in both receptions (5) and yards (49) for the second time in three weeks in loss to Cleveland (10/7)...Tied teammate Curtis Conway team high in receptions (4) for 43 yards in overtime loss at New England (10/14)...Awesome effort in victory over Denver (10/21) produced team highs of seven receptions for 107 yards and his first two touchdown receptions (17, 20 yards) of the season. Both of the touchdown catches came in the second half to break open a 13-10 game, which the Chargers eventually won 27-10...Caught three passes for 44 yards in 27-24 victory over Buffalo (10/28)...Tied for the team lead in receptions (5) and led the team in receiving yards (94) in 25-20 loss to Kansas City (11/4)...Hauled in seven passes for 98 yards in 20-17 setback vs. Arizona (11/25). His seven receptions trailed only running back LaDainian Tomlinson, who caught 13 passes for 72 yards. Included in his five receptions was a 28-yard touchdown catch which tied the game at 17-17 in the fourth quarter...Caught two passes for 36 yards in 13-10 overtime loss at Seattle (12/2)...Had one of best outings of the season at Philadelphia (12/9). Led team in receptions (5) and yards receiving (110). Included amongst five receptions were a pair of touchdown grabs, including a season-long 61-yard score in the first quarter. Would later score on a 10-yard touchdown reception...Caught four passes for 71 yards in what would prove to be his last action of the year in a 13-6 loss to Oakland (12/15).

2000: Led the squad in yards receiving for the second consecutive year with 907...Also finished second on the team in receptions with 55, and third on the team in touchdown receptions with four...Was responsible for the Chargers' two longest plays from scrimmage in 2000. Pulled in an 83-yard touchdown reception at Denver (11/19) and also had a 71-yard touchdown grab in the season-finale vs. Pittsburgh (12/24)...Opened the season with a four-catch, 62-yard outing at Oakland (9/3)...Caught three balls for 46 yards in loss vs. New Orleans (9/10)...Was listed as inactive the following week at Kansas City (9/17)...Was held without the catch for the only of the season vs. Seattle (9/24)...Had first of four 100-yard games on the season with seven-catch, 107-yard performance at St. Louis (10/1)...Pulled in a pair of passes for 41 yards vs. Denver (10/8)...Recorded a season-high nine receptions for 113 yards in a 27-24 overtime loss at Buffalo (10/15). Included in nine receptions was a 52-yard touchdown from Jim Harbaugh, which put the Chargers up 24-14 in the third quarter...Made four catches for 30 yards in 15-13 loss vs. Oakland (10/29)...Was a solid contributor at Seattle (11/5), catching five passes for 67 yards...Was limited to only a pair of receptions for 10 yards vs. Miami (11/12)...Outstanding performance at Denver (11/19) netted four catches for 144 yards, including a pair of long-distance touchdown strikes from 83 and 45 yards...Averaged 16.0 yards on three catches (48 yards) vs. Kansas City (11/26) in what turned out to be the Chargers' only victory of the season...Added four receptions for 67 yards vs. San Francisco (12/3)...Was listed as inactive for the second time of the year at Baltimore (12/10)...Made three catches for 59 yards at Carolina (12/17)...Ended season on high note, registering his fourth 100-yard game of the season with five receptions for 113 yards, including a 71-yard touchdown vs. Pittsburgh (12/24).

1999: Made an immediate impact in first year with the Chargers, earning the Rodney Culver Memorial Award as the Chargers' Offensive Player of the Year...Led the team with 57 catches for 968 yards and two touchdown receptions...Started 11 of 16 games and had four 100-yard receiving games...Opened the season with a pair of receptions for 45 yards, including a 29-yard touchdown catch in 34-7 win at Cincinnati (9/19)...Caught four passes for 48 yards in loss to Indianapolis (9/26)...Was held without a reception in each of the next two contests vs. Kansas City (10/3) and at Detroit (10/10)...Rebounded with solid game in 13-10 victory over Seattle (10/17) as he caught six passes for 92 yards...Was part of abysmal offensive showing in 31-3 loss vs. Green Bay, managing only two receptions for 39 yards...Caught three passes the following week as offense continued to struggle in 34-0 loss at Kansas City (10/31)...Limited to only two receptions for 11 yards vs. Denver (11/7)...Hauled in a trio of passes for 66 yards, including a one good for 33 yards at Oakland (11/14)...Was part of offensive resurgence vs. Chicago (11/21) as he caught five passes for 83 yards. The team reached the 20-point mark for the first time in six games, however still fell in overtime 23-20...Recorded first 100-yard outing of the season in 35-27 loss at Minnesota (11/28). Snared six passes for 141 yards, including a 48-yard catch...Hauled in five aerials for 82 yards and helped Chargers end six-game losing streak in 23-10 win over Cleveland (12/5)...Tied career high with nine catches for 114 yards in 19-16 win at Seattle (12/12)...Struggled in 12-9 loss at Miami (12/19), catching only one pass for 19 yards...Racked up 113 yards on only three receptions, including a season-best 54-yard touchdown catch in 23-20 victory over Oakland (12/26)...Concluded season with a strong outing, pulling in six passes for 102 yards in 12-6 win at Denver (1/2/00).

1998: Made the most of brief stint in Philadelphia by leading the Eagles in receiving yards with 600 as a 15-game starter... Also finished third on the team with 47 receptions and added a pair of touchdown grabs... Failed to register at least one 100-yard outing in a season for the first time in his career...Caught three passes for 30 yards in Eagle debut in a 38-0 loss to Seattle (9/6)...Pulled in a pair of receptions for 52 yards in 17-12 loss at Atlanta (9/13)...Added four receptions for 40 yards in a 17-3 setback at Arizona (9/20)...Tied for the team lead in receptions (5) and led the team in yards receiving (79) in three-point loss vs. Kansas City (9/27)...Managed only two passes for 15 yards in loss at Denver (10/4)...Caught two balls for 16 yards as Eagles posted their first victory of the year, 17-12, over Washington (10/11)...Added three receptions for 42 yards in 13-10 loss to the Eagles (10/18)...Was deactivated for Monday night affair vs. Dallas due to a hamstring injury...Caught three passes in each of the next two games vs. Detroit (11/8) and at Washington (Nov. 15), accounting for

27 yards receiving in the former and 32 yards in the latter...Register two receptions for 17 yards in 17-0 loss at N.Y. Giants (11/22)...Turned in best game of the season in 24-16 defeat at the hands of Green Bay (11/29). Led the team in receiving with six receptions for 56 yards and a pair of scores (16, 4)...Grabbed two aerials for 34 yards in victory at St. Louis (12/3)...Was the team's second leading receiver with three receptions for 63 yards in overtime loss vs. Arizona (12/13). Included amongst the three receptions was a season-best 45-yard grab, which set up a field goal...Tied season high with six catches for 71 yards in 13-9 loss at Dallas (12/20)...Concluded season with a single reception for 25 yards in 20-10 loss to the N.Y. Giants (12/27).

1997: Started 15 of 16 games for the N.Y. Jets and finished the season third on the team with 42 catches for 542 yards and two touchdown receptions...Got the season off to a fast start in a 41-3 drubbing of Seattle (8/31) as he caught three passes and led the team with 100 yards receiving. Included in three receptions were touchdown strikes of 47 and 26 yards from quarterback Neil O'Donnell...Was shut out in the receiving column the following week by Buffalo (9/7) in a 28-22 loss to the Bills...Rebounded the following week to catch five passes for 54 yards in a 27-24 overtime loss at New England (9/14)...Managed a pair of catches for 54 yards in come-from-behind 23-22 win over Oakland (9/21)...Caught three passes for 32 yards in 31-14 victory at Cincinnati (9/28)...Was held with a catch for the second time of the year in 16-12 win at Indianapolis (10/5)...Led squad in catches in the next two outings vs. Miami (10/12) and vs. New England (10/19). Caught seven passes for 77 yards in a loss to the Dolphins. Grabbed six aerials for 79 yards in victory vs. the Patriots...Was limited to two receptions for 13 yards in a 19-16 overtime victory vs. Baltimore (11/2)...Did not fare a whole lot better the following week at Miami (11/9), catching only three passes for 31 yards...Led the team in receptions with three grabs for 19 yards in 23-15 win at Chicago (11/16)...Was blanked by the Viking defense in 23-21 win at Minnesota (11/23)...Added a token two receptions in each of the last four games of the regular season - at Buffalo (11/30), vs. Indianapolis (12/7), vs. Tampa Bay (12/14) and at Detroit (12/21).

1996: Despite missing five games due to injury, still managed to catch 50 passes for 788 yards and a career-best six touchdown receptions...Had three-100 yard efforts and caught five or more passes six times in 11 games...Caught two passes for 26 yards in Jets debut at Denver (9/1)...Was held in check with only two receptions for five yards vs. Indianapolis (9/8)...Bounced back in a big way with five-reception, 136-yard performance at Miami (9/15). Included in six receptions was a season-best 78-yard touchdown...Added five more receptions for 49 yards in loss to in-state rival N.Y. Giants (9/22)...Came up five yards short of the century mark with 95 yards on seven receptions in loss at Washington (9/29)...Tied for team high with four receptions for 35 yards vs. Oakland (10/1)...Had his knee scoped and was listed as inactive for the team's next two games at Jacksonville (10/13) and vs. Buffalo...Contributed three receptions for 34 yards in the Jets' only win of the season at Arizona (10/27)...Doubled his production the following week with six receptions for 95 yards, including a 26-yard fingertip touchdown grab vs. New England (11/10)...Had one of the best performances of his career in 34-29 setback at Indianapolis (11/17) as he corralled nine passes for 189 yards and three touchdowns. The nine receptions tied his career high and the three touchdown grabs set a new career high while the 189 yards marked the second-highest total of his career. Eight of his nine receptions were good for first downs or touchdowns (52, 17, 32 yards)...Had back-to-back 100-yard games for the third time in his career with a seven-catch 124-yard performance in loss at Buffalo (11/24). Also added his sixth touchdown reception of the season (eight yards)...Failed to catch a pass in his last action of the year vs. Houston (12/1) after being forced from the game following the first series due to a nagging turf toe injury...Was listed as inactive for the season's last three games - at New England (12/8), vs. Philadelphia (12/14) and vs. Miami (12/22) - because of the injury.

1995: Had his best year as a pro as he registered career highs in receptions (82), yards receiving (1,301) and 100-yard games (seven) to go along with four touchdown receptions in his last year in a Bears uniform...Led the team in both receptions and yards receiving for the second consecutive year...The, 1,301 receiving yards marked the highest single-season mark in team history (Since broken by Marcus Robinson's 1,400 yards in 1999) while the

seven 100-yard games tied a team record...Recorded starts in all 16 games and had five or more catches 10 times...Also averaged 8.0 yards on 23 punt returns (183 yards)...Gave a preview of things to come in first game of the season as he collected eight receptions for 107 yards in a 31-14 victory over Minnesota (9/3)...Was limited to only two receptions for 21 yards in three-point loss at Green Bay (9/11)...Pulled in four catches for 53 yards in win at Tampa Bay (9/17)...Gave inspired effort at St. Louis (9/24) with eight catches for 145 yards and one touchdown, however team came up just short of victory, losing 34-28...Grabbed three passes for 44 yards in win over Carolina (10/8)...Matched his production from the previous week with three more catches (52 yards) in three-point win over expansion Jacksonville (10/15)...Initially set his career high in receptions with nine for 137 yards and one touchdown in second consecutive three-point win over Houston (10/22)...Snared five passes in each of the next two games at Minnesota (10/30) and vs. Pittsburgh (11/5)...Had 73 yards receiving in the former and 111 in the latter, both games of which the Bears lost...Made seven catches for 108 yards in 35-28 setback at Green Bay (11/12)... Tied a team record with his third consecutive 100-yard receiving game (five receptions, 109 yards) vs. Detroit (11/19)...Helped Bears end three-game losing skid with a six-reception, 56-yard outing at N.Y. Giants (11/26). Also added his third touchdown reception of the year...Tallied four receptions for 45 yards in 27-7 loss at Detroit (12/4)...Managed three receptions for 63 yards, including a 47-yard strike at Cincinnati (12/17)...Tied another team record with his seventh 100-yard outing of the season (five receptions, 102 yards) in 31-10 win over Tampa Bay (12/17) while also catching his third touchdown pass of the year...Recorded seven passes for 75 yards in season-ending victory over Philadelphia.

1994: After coming over to Chicago in an offseason trade with Pittsburgh, led the Bears in receptions (68) and receiving yards (944)...Dedicated season to his brother Walter, who died in June '94 at 33 years of age from cancer... Played in all 16 games and started 15 of them and led the team in receptions (968), receiving yards (944), touchdowns receiving (four), punt returns (15), punt return yards (140) and long punt return (61 yards for a TD)...His 68 catches were the most by a Chicago receiver since Dick Gordon's 71 catches in 1970...Twenty-one of his receptions were on third down, 17 of which he converted into first downs... Caught three passes for 58 yards in his Bears debut, a 21-9 win over Tampa Bay (9/4)...Added three more receptions for 29 yards in loss at Philadelphia (9/12)...Made five catches for 51 yards vs. Minnesota (9/18)...Managed only two catches for 19 yards in win over N.Y. Jets (9/25)...Tallied five receptions for 63 yards in win vs. Buffalo (10/2)...Averaged 20.3 yards on three receptions in victory over New Orleans (10/9). Also added a touchdown catch, which marked his first as a Bear and his first in his last 102 receptions...Had first 100-yard game as a Bear with seven grabs for 136 yards, including a (then) career-best 76-yard touchdown catch in five-point loss (21-16) at Detroit (10/23)...Contributed four catches, including one for a touchdown, in 33-6 loss to Green Bay (10/31)...Recorded three receptions for 31 yards in 20-6 win at Tampa Bay (11/6)...Added another trio of catches for 32 yards in 17-14 victory at Miami (11/13)...Had five more receptions, including his fourth touchdown of the season vs. Detroit (11/20). Also started returning punts at Detroit for an injured Curtis Conway...Turned in best game of the season in overtime win at Arizona (11/27) as he corralled eight passes for 154 yards. Seven of his eight grabs were for a first down, in his last five were third down conversions in the second half or overtime. His last catch of the day was a 44-yard dash on third and seven, which put the Bears in position for the game winning field goal...Registered four receptions for 37 yards and returned a punt 61 yards for a touchdown in overtime loss at Minnesota (12/1)...Was one of the bright spots on a day when the Bears offense struggled as he secured six receptions for 90 yards in 40-3 setback at Green Bay...Had 66 yards receiving on four receptions and returned a season-high four punts in win over L.A. Rams (12/18)...Made three receptions for 38 yards in regular season finale vs. New England (12/24)...Led the team in receiving with four receptions for 108 yards, including a 21-yard touchdown catch in Wild Card victory at Minnesota (1/1/95). Also recorded first rush of the year on a reverse for three yards...Ended season with four receptions for 33 yards in Divisional Playoff loss at San Francisco (1/7/95).

1993: Played in 15 games in recorded starts in 12 of them...Finished third on the Steelers in receiving with 38 catches for 579 yards...Was shut out of the receiving column in opening day loss vs. San Francisco (9/5)...Caught three passes for 35 yards as the offense struggled in 27-0 defeat at the hands of the L.A. Rams (9/12). Also suffered a groin injury in contest vs. the Rams...Was listed as inactive due to groin injury vs. Cincinnati (9/19)...Caught only one pass for 19 yards in victory at Atlanta (9/27)...Grabbed four aerials for 33 yards in win vs. San Diego (10/10)...Failed to register a reception in win vs. New Orleans (10/17)...Got back into the swing of things with five receptions for 89 yards in 28-23 loss at Cleveland (10/24)...Harnessed to only two catches for 17 yards in win at Cincinnati (11/7)...Chipped in three receptions for 44 yards in 23-0 win over eventual AFC Champion Buffalo (11/15)...Managed only one reception for 10 yards in 37-13 loss at Denver (11/21)...Had breakout game at Houston (11/28) in which he caught more passes (8) and had more yards (102) than in his previous three games combined...Returned to dry spell catching only one pass for five yards in the next two games vs. New England (12/5) and at Miami (12/12)...Amassed a career best 192 yards receiving one seven receptions (27.4 yards per catch) vs. Houston (12/19)...Had only one reception for 17 yards at Seattle (12/26)...Closed regular season with two catches for 16 yards vs. Cleveland (1/2/94)...Led team with seven receptions for 96 yards in overtime Wild Card loss at Kansas City (1/8/94).

1992: In only his second season as a pro, paced the Steelers with 49 receptions for 711 yards despite only starting 10 games...First half of the season was marked by great success as he had 34 receptions for 536 yards in the first six games before spraining his ankle...Ranked third in the AFC in receptions and second in receiving yards at the time of the injury...Caught the first touchdown pass of his pro career (20 yards) in season opening win at Houston (9/6). Ended the day with seven receptions for 89 yards...Turned in the first 100-yard effort of his pro career the following week in win vs. N.Y. Jets as he snared six receptions for 146 yards...Averaged 22.3 yards on three grabs in 23-6 win at San Diego (9/20)...Added three more receptions for 32 yards in Steelers' first loss of the year at Green Bay (9/27)...Bounced back with eight receptions for 87 yards in loss at Cleveland (10/27)...Had big hand in helping Steelers end two-game losing streak as he caught seven passes for 115 yards in 20-0 victory over Cincinnati (10/19)...Struggled with ankle injury as he only caught one pass in the team's next three games – at Kansas City, Oct. 25 (zero receptions), vs. Houston, Nov. 1 (one reception), at Buffalo, Nov. 8 (zero receptions)...The ankle injury would finally force him to the sidelines as he was listed as inactive for contests vs. Detroit (11/15) and vs. Indianapolis (11/22)...Returned to action for game at Cincinnati (11/29) and made five receptions for 60 yards in 21-9 win...Was held to a pair of receptions for 30 yards in 20-14 win over Seattle (12/6)...Averaged 10.0 yards on three receptions at Chicago (12/13)...Struggled and caught only one pass for 20 yards in Steelers' second straight loss (6-3) vs. Minnesota (12/20)...Caught three passes for 24 yards in regular-season finale, a win over Cleveland (12/27)...Failed to catch a pass in AFC Divisional Playoff loss vs. Buffalo (1/9/93).

1991: Played in 14 games and caught two passes for 21 yards during his rookie campaign...Was listed as inactive for season opener vs. San Diego (9/1) due to a quad injury he suffered during the preseason...First pro catch came Oct. 14 in loss to N.Y. Giants (23-20)...Also had a six-yard catch in his first (pro) and only start of the season vs. Houston (11/24).

College: Ranked fourth in Ohio State receiving yards (1,806) and sixth in receptions with (98). Also had 15 touchdown receptions. Named team MVP and All-Big 10 selection as a senior when he tallied 39 receptions for 760 yards and seven touchdowns, and ranked third in the nation with a 14.9-yard per-catch average. Was also second in the Big 10 and 17th in the nation as a senior with a 11.8-yard average on punt returns. Had a pair of touchdowns on punt returns during his college career.

Personal: Jeff Todd Graham was born on February 14, 1969 in Dayton, Ohio. He was an all-state football and basketball player at Archbishop Alter High School in Dayton. Dedicated the 1994 season to his brother, Walter III, who died on June 17, 1994 at age 33 from brain cancer.

Graham's 100-yard Receiving Games

<u>Date</u>	<u>Opp</u>	<u>Rec.</u>	<u>Yds.</u>	<u>Avg.</u>	<u>TDs</u>
9-13-92	N.Y. Jets	6	146	24.3	0
10-19-92	Cincinnati	7	115	16.4	0
11-28-93	at Houston	8	102	12.8	0
12-19-93	Houston	7	192	27.4	0
10-23-94	at Detroit	7	136	19.4	1
11-27-94	at Arizona	8	154	19.3	0
1-1-95	at Minnesota	8	104	13.0	1
9-3-95	Minnesota	8	107	13.4	0
9-24-95	at St. Louis	6	145	24.2	1
10-22-95	Houston	9	137	15.2	1
11-5-95	Pittsburgh	5	111	22.2	0
11-12-95	at Green Bay	7	108	15.4	0
11-19-95	Detroit	5	109	21.8	0
12-17-95	Tampa Bay	5	102	20.4	1
9-15-96	at Miami	5	136	27.2	1
11-17-96	at Indianapolis	9	189	21.0	3
11-24-96	at Buffalo	7	124	17.7	1
8-31-97	at Seattle	3	100	33.3	2
11-28-99	at Minnesota	6	141	23.5	0
12-12-99	at Seattle	9	114	12.6	0
12-26-99	Oakland	3	113	37.6	1
1-2-00	at Denver	6	102	17.0	0
10-1-00	at St. Louis	7	107	15.3	0
10-15-00	at Buffalo	9	113	12.6	1
11-19-00	at Denver	4	114	36.0	2
12-24-00	Pittsburgh	5	113	22.6	1
10-21-01	Denver	7	107	15.3	2
12-9-01	at Philadelphia	5	110	22.0	2

Graham's Career Statistics

Year	Team	GP/GS	Rec	Yards	Avg.	Long	TD
1991	Pittsburgh	13/1	2	21	10.5	15	0
1992	Pittsburgh	14/10	49	711	14.5	51	1
1993	Pittsburgh	15/12	38	579	15.2	51	0
1994	Chicago	16/15	68	944	13.9	76t	4
1995	Chicago	16/16	82	1301	15.9	51	4
1996	N.Y. Jets	11/9	50	788	15.8	78t	6
1997	N.Y. Jets	16/15	42	542	12.9	47t	2
1998	Philadelphia	15/15	47	600	12.8	45	2
1999	San Diego	16/11	57	968	17.0	54	2
2000	San Diego	14/13	55	907	16.5	83t	4
2001	San Diego	14/11	52	811	15.6	61t	5
Totals		160/128	542	8,172	15.1	83t	30

Graham's Best Games

Receptions	Yards	Long	Touchdowns
9 @ Buf (10-15-00)	192 vs. Hou (12-13-93)	83t @ Den (11-19-00)	3 @ Indy (11-17-96)
9 @ Sea (12-12-99)	189 at Indy (11-17-96)	78t @ Mia (9-15-96)	2 @ Phi (12-9-01)
9 @ Ind (11-17-96)	154 vs. Ariz (11-27-94)	76 @ Det (10-23-94)	2 vs. Den (10-21-01)
9 vs. Hou (10-22-95)	146 vs. NYJ (9-13-92)	71t vs. Pit (12-24-00)	2 @ Den (11-19-00)
8 @ Minn (9-3-95)	144 @Den (11-19-00)	61t @ Phi (12-9-01)	2 @ G.B. (11-29-98)
8 @ Ariz (11-27-94)	141 @Minn (11-28-99)	54 vs. Oak (12-26-99)	2 @ Sea (8-31-97)
8 @ Hou (11-28-93)	145 vs. St.L (9-24-95)	52t @ Indy (11-17-96)	
8 @ Clev (10-11-92)		51 vs. Hou (12-19-93)	
7 vs. Ariz (11-25-01)		51 vs. Det (11-19-95)	
7 vs. Den (10-21-01)		51 vs. NYJ (9-13-92)	
7 @ St.L (10-1-00)		50 @ Ariz (11-27-94)	
7 vs. Mia (10-12-97)			
7 @ Wash (9-29-96)			
7 @ Phi (12-24-95)			
7 @ G.B. (11-12-95)			
7 @ Det (10-23-94)			
7 vs. Hou (12-19-93)			
7 vs. Cin (10-19-92)			
7 @Hou (9-6-92)			

Graham's Best Playoff Games

Receptions	Yards	Long	Touchdowns
7 @ K.C. (1-8-94)	108 @ Min (1-1-95)	52 @ Min (1-1-95)	1 @ Min (1-1-95)
4 @ S.F. (1-7-95)	96 @ K.C. (1-8-94)	21t @ Min (1-1-95)	
4 @ Min (1-1-95)	33 @ S.F. (1-7-95)	18 @ Min (1-1-95)	
		17 @ Min (1-1-95)	



COREY HALL



SAFETY

6-4 • 203

2nd season • Appalachian St

Born 1-17-79 • Athens, GA

Acq: D7 '01 (215th)

ATLANTA FALCONS

Transaction: Originally a seventh round (215th pick overall) draft choice by Atlanta in 2001.

FALCON NOTES...

-Participates in football camps during the offseason, working with youths on the fundamentals of the game.

NFL: Tall, rangy safety with long stride...Began his rookie season on the club's practice squad before being promoted to 53-man roster in Week 6 following the release of S Marty Carter.

2001: Played in three games and deactivated for eight other contests...Promoted to the regular roster from the practice squad for the contest at New Orleans (10/21) with the release of starting S Marty Carter...Played in his first pro game vs. New England (11/4) as starting S Ronnie Bradford was deactivated due to knee injury. Played on kickoff coverage on special teams...Active for the second time and played on special teams at Carolina (11/25)...Played in his third and final game of his rookie season vs. St. Louis (12/2) on special teams and was deactivated for the final five games.

College: Earned starting spot in the secondary midway through his freshman season. Played in 50 games for the Mountaineers, the most ever by a player in school history. His 310 career tackles ranks 11th all-time in school annals and his 13 interceptions are tied for the fifth-most. Finished his senior season with 68 tackles and three picks preceded with a career-best and team-leading 115 tackles with five interceptions as a junior.

Personal: Single. Two-year letterman at nearby Clarke Central High in Athens, Ga. Also earned two letters in baseball and two in track. Two-time All-Area selection and was named the best defensive player in both his junior and senior seasons. Posted 121 tackles with 11 passes defended with three interceptions, three forced fumbles and three sacks during his final prep season. Captured the state of Georgia triple jump on the track and was second in the state in the long jump. His older brothers, Kendrick and Joey Hall also played at Appalachian State. Born January 17, 1979.

Hall's Career Statistics

Year	Team	GP/GS	Tackles	Solo	Int	Yds	FF	FR	Sp/Tms
2001	Atl	3/0	0	0	0	0	0	0	0



TRAVIS HALL



DEFENSIVE END

6-5 • 295

8th season • **BYU**

Born 8-3-72 • **Kenai, AK**

Acq: D6 '95 (181st)

ATLANTA FALCONS

Transaction: Originally a sixth round (181st pick overall) draft choice by Atlanta in 1995.

NFL: Versatile performer who started two games at left defensive end in 2000 due to injuries along the line...Moved into 6th place on team's all-time sack list in 2001 with 32.5 career sacks...Has more tackles since 1996 than any other interior linemen in NFL with 509...Went from seeing action in only three plays as a rookie in 1995 to starting 13 games and recording 98 tackles in 1996...Will move to defensive end in new defensive alignment in 2002.

2001: Started all 16 games and contributed 68 tackles, sixth-highest on team, 2.5 sacks, and one fumble recovery...Recorded seven tackles to tie for second-highest honors on the team and totaled one sack at Arizona (9/30). Sacked QB Jake Plummer for minus 10 yards in the third quarter on 3-6 from the Atlanta 27 yard line. One of four starting defensive linemen to register a sack. The last time the Falcons had all four starting members record a sack was October 11, 1998 at the Giants. The four sacks by the Falcons defense are the most since the club had five sacks vs. Carolina (10/29/00). Part of a defensive effort that limited Arizona to 91 rushing yards with four takeaways...Finished with four tackles and recovered one fumble vs. S.F. (10/14). In overtime with San Francisco driving, recovered a QB Jeff Garcia fumble from center at the Atlanta 16 yard line to stop a potential scoring drive...At New Orleans (10/21) was part of an aggressive defense that limited the Saints to just 130 total yards and three points in the second half. Finished with four tackles and helped to hold RB Ricky Williams, the NFC's second leading rusher, to five yards on eight second-half carries. Limited the Saints to 63 rushing yards on 24 attempts for an average of just 2.6 yards per rush for the game. That is the lowest total since Atlanta held Carolina to a 1.5 average on 20 attempts for 30 yards in 2000...Tied LB Keith Brooking with six tackles at Green Bay (11/18). Helped shut down the NFL's leading rusher, Ahman Green, holding him to 62 yards. Part of a defense that created four turnovers with three interceptions and one fumble recovery and held Green Bay to 70 total yards rushing...Part of an aggressive defense that stopped the Panthers on a goal-line stand on four straight downs on the one-yard line in the third quarter at Carolina (11/25). In the fourth quarter, with two minutes remaining and Atlanta clinging to a 10-7 lead, he was part of a defense that stuffed QB Chris Weinke on fourth down and inches. Made six tackles with one QB pressure and a team-high three QB hits. Defense allowed a then season-low of 247 total yards. Along with SS John Dale Carty was named defensive MVP by coaches. Registered seven tackles at Miami (12/30). Part of a defense that held Miami to season-lows of 226 total yards, 12 first downs and 50 yards rushing...Ended the season on a high note, totaling a season-high 1.5 sacks to go along with seven tackles at St. Louis (1/6). Teamed with DE Brady Smith to record a 0.5 sack each on QB Kurt Warner for a loss of six yards in the second quarter. Dropped QB Kurt Warner for a sack for a loss of eight yards on the next play to force a punt.

FALCON NOTES...

- Is the team's representative for the All-Pro Dad Team and is featured on the organizations web site, which describes itself as, "... the ultimate resource for men who want to become better fathers." Through TV, radio spots and 2,000 nationwide billboards, members of the All-Pro Dad Team speak to fathers about their most important job...being a dad.

Most Tackles By Interior Lineman 1996-01

(according to Stats, INC.)

1. Travis Hall, ATLANTA	509
2. Luther Elliss, Detroit	387
3. Tim Bowens, Miami	347
4. James Jones, Detroit	335
5. Bryant Young, S.F.	314
6. John Randle, Minn/Sea	295

2000: Led all defensive linemen with 85 tackles and tied for the team lead in sacks with 4.5 with Brady Smith in starting all 16 games..Added a fumble recovery, half a block of a field goal (with Chuck Wiley) and two batted balls to his totals on the year...Started the season at left defensive end vs. S.F (9/3) for the first time in a game since college days at BYU when a preseason groin injury to starter Brady Smith necessitated moves across the defensive line. (Patrick Kerney moved from LE to RE while Ed Jasper took over for Hall at his

regular LDT position.) Had a team-high three QB pressures with one tackle...Started the next week at same LDE position at Denver (9/10) and finished with four tackles and his first sack of the season. Dropped QB Brian Griese for a five-yard sack in second quarter on 3-5 from Atlanta 28-yard line to force a field goal attempt...At Carolina (9/17) assumed his regular left defensive tackle position for first time with the return of Brady Smith. Recorded a team-high six QB pressures, tied for his second highest total ever in a single-game, five tackles and another sack. Part of a defense that allowed only 59 rushing yards and 95 second half yards, while surrendering 10 points. Defensive line generated four sacks for the most in a game since seven sacks vs. New Orleans (12/5/99). Also blocked a 25-yard field goal attempt along with Chuck Wiley by K Richie Cunningham in first quarter to halt a drive. Sacked QB Steve Beurelein for a loss of six yards on Carolina's second drive of game...Registered a season-high and game-best 13 tackles, third-most ever in a single-game, vs. New York Giants (10/8). Called for leverage penalty on New York's first field goal attempt which gave the Giants a first down at the Atlanta seven-yard line. New York scored a touchdown to take a 7-0 lead two plays later...Managed six QB pressures again to go along with 0.5 sack at St. Louis (10/15). Strained his abdominal muscle in second half but returned to action. Defense gave up 208 rushing yards by RB Marshall Faulk, a franchise record by an opponent...Posted a sack and a huge fumble recovery with four tackles and a QB pressure in a close victory vs. Carolina (10/29). Part of the best defensive effort of the season, limiting Carolina to 209 total yards and just 30 rushing yards on 20 carries with no touchdowns scored while accounting for four sacks and constant pressure to force three interceptions. Dropped QB Steve Beuerlein for minus seven yards on 3-6 from Atlanta 23-yard line to force a field goal. Pounced on a Beuerlein fumble at Carolina 21-yard line with 2:09 remaining after an Ed Jasper sack to seal the 13-12 win...Tied for second on team's charts with 10 tackles and also chipped in with a team-high four QB pressures at Detroit (11/12)...Part of a unit that limited Detroit to 222 total yards while converting just 3 of 16 first downs...At San Francisco (11/19) tied again for second on team with 10 tackles and had a team-best four QB pressures. The 49ers were held without a touchdown for the first time since vs. Jacksonville (11/29/99)...Finished with six tackles and one QB pressure at Oakland (11/26). Part of a unit that went 25 straight possessions without allowing a touchdown until streak was halted on Oakland's third possession of game...Ended the season with a sack of QB Elvic Grbac to tie for team lead and move into eighth place on team's all-time sack list with 30.

1999: Finished with the second highest total among Falcons defensive linemen with 76 tackles, including 44 solos in starting 15 of 16 games...Missed his lone start vs. Baltimore (10/3) because of thumb surgery but played. Lester Archambeau moved into his starting spot while rookie Patrick Kerney took over at left defensive end. Hall played for much of season with a bulky cast on hand...Matched his 1998 sack total by finishing with 4.5 sacks...Added 25 QB pressures, a fumble recovery, a forced fumble, and nine batted balls...Amassed 267.5 total points on the defensive grading system, fifth highest on the unit...Registered a sack of QB Billy Joe Hobert and made five tackles at New Orleans (10/10)...At Pittsburgh (10/25), tallied eight tackles and collared seven stops and four QB pressures at Tampa Bay (11/21)...Made eight tackles, a batted ball and QB pressure at

Carolina (11/28) and recovered a huge Steve Beuerlein fumble late in fourth quarter to give Atlanta a chance to win at Carolina 20 with 3:12 left with team trailing 34-28...The next week vs. New Orleans (12/5) recorded his third career two sack game and first since a game vs. Oakland (9/14/97). Also added nine tackles, second highest on team, and a team-high four QB pressures. Dropped QB Billy Joe Hobert for a nine-yard sack in first quarter and QB Danny Wuerffel for an eight-yard loss in first half to be named defensive MVP by coaches...Finished with a season-high 11 tackles and blocked a 39-yard field goal attempt in third quarter at San Francisco (12/12).

1998: Started 13 of 14 games played and all three playoff games, including Super Bowl XXXII vs. Denver (1/31/99)...Finished with 72 tackles, 4.5 sacks, 30 pressures, four recovered fumbles and one forced fumble...Blocked three PAT's...Began season as Defensive MVP at Carolina (9/6) with career-high seven QB pressures, four tackles and two batted balls as he was in the Panthers backfield all day...Recorded eight tackles vs. Philadelphia (9/13) the next week and seven stops at San Francisco (9/27) after the bye week...In rematch vs. Carolina (10/4) produced six tackles, six pressures, .5 sack, one forced fumble, one recovered fumble, a blocked extra point and a batted ball...Collared six tackles, .5 sack and two pressures at Giants (10/25)...Registered seven tackles, a fumble recovery and four pressures vs. New Orleans (10/18)...Sat out Jets game (10/25) with knee and ankle injuries to end starting streak at 27 games in-a-row...Left knee was scoped on Saturday before game vs. St.Louis (11/1)...Returned the following week at New England (11/8) and contributed a sack of Drew Bledsoe and a crushing block on Chuck Smith's 71-yard fumble return TD...Totaled six tackles each vs. Indianapolis (12/6) and at Detroit (12/20)...Recovered two fumbles, blocked an extra point and made three tackles vs. Miami (12/27)...In NFC Title game at Minnesota (1/17) recovered a fumble, collected four tackles, and a pass defensed.

1997: Started all 16 games for first time in career...Collected career-highs in tackles with 109, solo stops with 66, and sacks with 10.5...Became first interior lineman to record double-digits in sacks in team history...His 10.5 sacks was also the seventh-highest total by a Falcon lineman ever and third-best total by a defensive tackle in NFL...Played a big hand in helping set a new team record of 55 QB sacks...Combined with Chuck Smith for 23.5 sacks, the fourth-most productive duo in league and second-best ever in club history...Recorded six or more tackles in a game 11 times and 7 or more stops eight times...Earned first ever NFC Defensive Player of the Week honors at Seattle (11/30) with a career-high 15 tackles, two for losses, .5 sack, two pressures and a deflected pass...Registered 10 tackles, two sacks, a forced fumble, a recovered fumble and two pressures at New Orleans (10/12) as club set a franchise record with 10 sacks...Posted nine tackles, two sacks, and three pressures to be named defensive MVP by coaches vs. Oakland (9/14)...At San Diego (12/7) collared nine tackles, a sack, two pressures and a pass break-up.

1996: Earned starting spot in training camp and went on to finish second on team in tackles with 98...Most tackles by a Falcon interior lineman since Moe Gardner's 128 in 1993...Made 13 starting assignments in 14 games played...Credited with six sacks, second-best total on team, 26 pressures, two forced fumbles and one recovered fumble...First ever pro start at Carolina (9/1) produced Kerry Collins sack and forced fumble...In third start vs. Philadelphia (9/22) registered a then personal-best with 14 tackles and trapped Rodney Peete twice for sacks...Collared nine solo stops out of 12 total tackles vs. Houston (10/13)...At Dallas (10/20) OL Erik Williams rolled his legs from behind to cause a high ankle sprain which made him miss two games...Returned to record 10 tackles and three pressures against San Francisco (12/2)...Underwent left thumb surgery on Dec. 26 for injury in season finale at Jacksonville (12/22).

1995: Saw action in only three plays from scrimmage vs. Detroit (11/5)...Made final roster by snaring nine tackles with seven solos in the last three preseason contests.

College: A Super Sleeper Team and All-Western Athletic Conference first team choice by the NFL Draft Report, Hall started all 13 games at right defensive end for the Top 20 ranked Cougars in '94. Travis recorded 61 tackles (38 solo), 8 sacks, 19 QB pressures, and 13 stops for losses. Despite playing on the line, he still managed to lead the team with 10 pass deflec-

tions, while corralling an interception and recovering two fumbles. One of his best all-around games came in a 13-12 win over Hawaii when he recorded 3 solo tackles, 3 QB pressures, deflected 3 passes, intercepted a pass to set up a score, and forced 3 fumbles, earning WAC Defensive Player-of-the-Week honors.

Personal: Married (Tonya) with sons, Austin and Jacob, and a daughter, Tataina. Made a commitment to be a role model for fathers by becoming the newest member of the All-Pro Dad Team (allprodad.com), which will feature Travis and his three children on a billboard with an emphasis on speaking to fathers about their most important job - being a dad. Hall is a self-made player who credits his time growing up in the wild of Kenai, Alaska (150 miles south of Anchorage) for his trademark intensity and relentless drive. For food he hunted live game (mostly moose) and to heat the old wood burning stove he chopped wood daily. Sometimes he would have to fight through heavy snow at knee length to find fuel. One of his summer jobs while with his father in Alaska was working on commercial fishing boats. Hall was humbled when his West Jordan (Utah) High School retired his #78 jersey in May of '97. Hall is just the sixth native Alaskan to ever play in the NFL. His father, Mark Hall, played center and every defensive position except safety as well as excelling as a wrestler in high school. Travis was an All-State selection by the Salt Lake Tribune/Desert News as a senior. A conscientious student he earned academic all-state honors for his 4.0 GPA as a senior and 3.76 mark as a junior. An excellent hockey player, he captured a medal in hockey at the 1989-90 Utah Winter Games as a junior club player. He laced up the skates in the '97 off-season and won a division title played at the old Omni after starting out competing in pickup games at the Atlanta Ice Forum where the Atlanta Thrashers practice.

HALL IN THE FALCONS RECORD BOOKS

Most Sacks, Career

94.5 (757 yds) Claude Humphrey, 1968-78
58.5 (321.5 yds), Chuck Smith, 1992-99
47.0 (395 yds) John Zook, 1969-75
38.5 (311 yds) Don Smith, 1979-84
36.5 Lester Archambeau 1993-99
36.0 (314 yds) Jeff Merrow, 1975-83
32.5 (159.5) Travis Hall, 1995-01
30.5 (232 yds) Rick Bryan, 1984-91
29.5 (162.5 yds), Mike Gann, 1985-93

Most Sacks, Season

16.0 Joel Williams, 1980
15.0 Claude Humphrey, 1976
12.5 Claude Humphrey, 1974
12.0 Patrick Kerney, 2001
12.0 Chuck Smith, 1997
12.0 Claude Humphrey, 1971
11.5 Claude Humphrey, 1968
11.0 Chuck Smith, 1994
10.5 Travis Hall, 1997
10.5 Al Richardson, 1981
10.0 Chuck Smith, 1999
10.0 Claude Humphrey, 1977
10.0 Jeff Merrow, 1977
10.0 John Zook, 1975
10.0 Claude Humphrey, 1973
9.5 Claude Humphrey, 1969
9.0 Chris Doleman, 1995
9.0 Marcus Cotton, 1989
9.0 Don Smith, 1979
9.0 Greg Brezina, 1978
9.0 Mike Lewis, 1975
9.0 Claude Humphrey, 1970
9.0 John Zook, 1970
8.5 Lester Archambeau, 1997
8.0 Dan Owens, 1997
8.0 Jeff Merrow, 1980
8.0 John Zook, 1971

Most Sacks, Game

5.0 Chuck Smith at N.O., 10-12-97
5.0 Claude Humphrey (Twice)
4.0 Claude Humphrey at N.O., 12-19-71
3.5 Chris Doleman vs. Carolina, 9-3-95
3.0 Lester Archambeau at Carolina, 11-28-00
3.0 Chuck Smith vs. Carolina, 10-31-99
3.0 Travis Hall at N.O., 10-12-97
3.0 Clay Matthews vs. Carolina, 11-3-96

Most Sack Yards, Career

757 Claude Humphrey, 1968-78
395 John Zook, 1969-75
321.5 Chuck Smith, 1992-99
314 Jeff Merrow, 1975-83
311 Don Smith, 1979-84
232 Rick Bryan, 1984-91
219 Greg Brezina, 1968-69, 1971-79
207 Mike Lewis, 1971-79
187 Tim Green, 1986-93
185 Al Richardson, 1980-85
185 Joel Williams, 1979-82, 1986-89
159.5 Travis Hall, 1995-01
108 Chris Doleman, 1994-95

Hall's Career Statistics

Year	Team	GP/GS	Tckls	Solo	Sacks	Press	FF	FR	BB
1995	Atl	1/0	0	0	0.0	0	0	0	0
1996	Atl	14/13	98	53	6.0	26	2	1	0
1997	Atl	16/16	109	66	10.5	29	0	1	5
1998	Atl	14/13	73	39	4.5	30	1	4	8
1999	Atl	16/15	76	44	4.5	25	1	1	9
2000	Atl	16/16	85	43	4.5	29	0	1	2
2001	Atl	16/16	68	42	2.5	6	0	1	4
Totals:		93/89	509	287	32.5	145	4	9	28

Hall's Postseason Statistics

Year	Team	GP/GS	Tckls	Solo	Sacks	Press	FF	FR	BB
1995	Atl	0/0	0	0	0.0	0	0	0	0
1998	Atl	3/3	11	6	0.0	0	0	1	2
Totals:		3/3	11	6	0.0	0	0	1	2

Hall's Best Games

Tackles	Sacks	Pressures	FF	FR
15 @ Sea (11-30-97)	3 @ N.O.(10-12-97)	7 @ Car (9-6-98)	1 @ Ten (12-19-99)	2 vs. Mia (12-27-98)
14 vs. Phil(9-22-96)	2 vs. N.O.(12-5-99)	6 vs. Car (10-4-98)	1 vs. Car (10-4-98)	1 (Seven times)
13 vs. NYG (10-8-00)	2 vs. Oak (9-14-97)	4 (4 times) last	1 @ N.O. (12-8-96)	last vs. S.F. (10-14-01)
12 vs. Hou (10-13-96)	2 vs. Phil (9-22-96)	@ S.F. (11-19-00)	1 @ Car (9-1-96)	
11 @ S.F. (12-12-99)	1.5 @ StL (1-6-02)			
10 (4 times) last	1.5 @ Sea (11-30-97)			
@ S.F. (11-19-00)				

Hall's Best Playoff Games

Tackles	Sacks	Pass Def.	FF	FR
4 @ Min (1-17-99)	None	1 @ Min (1-17-99))	None	1 @ Min (1-17-99)
4 vs. Den (1-31-99)		1 vs. Den (1-31-99)		
3 vs. S.E. (1-9-99)				

Honors

1997: NFC Defensive Player of the Week (14)
1998: All-Madden Team



ATLANTA
FALCONS

JOHN HOLECEK

LINEBACKER

6-2 • 242

8th season • Steger, IL

Born 5-7-72 •

Acq: UFA '02 (S.D.)



59

ATLANTA FALCONS

Transactions: Originally a fifth round (144th pick overall) draft choice by Buffalo in 1995. Signed by San Diego as an unrestricted free agent from Buffalo on July 26, 2001. Signed by Atlanta as an unrestricted free agent from San Diego on April 1, 2002.

NFL: Proven starter who has compiled more than 100 tackles three times in his career...Underrated performer who enjoyed his best seasons in Buffalo while under current Falcons defensive coordinator Wade Phillips...Missed the final five games of the 2001 season in San Diego after injuring his knee in contest vs. Arizona.

2001: Collected nine combined tackles in a limited role with the San Diego Chargers...Was used on defense primarily as a defensive substitution and also saw action on special teams...Also added four tackles on special teams...Was forced to miss the final five games of the knee injury due to a knee injury vs. Arizona (11/25).

2000: Was one of the top middle linebackers in the NFL...Finished second on the team with 165 tackles...Posted double-digit tackle totals in six of the season's final eight games and in nine contests overall...Had strong performance in season opener vs. Tennessee (9/3), helping hold Titans running back Eddie George to 37 yards on 17 carries (2.2 avg.), recording five tackles...Totaled six combined tackles, including five solos at Green Bay (9/10). The Packers only managed 40 yards rushing for the day...Added six more tackles at the N.Y. Jets (9/17) before being forced to leave the game with a strained foot in the second half...Tied for the team lead with 10 tackles vs. Indy (10/1) and helped hold Colt Pro Bowl runner Edgerrin James to only 60 yards rushing...Tallied 15 combined tackles, including eight solos at Miami (10/8)...Recorded third consecutive double-digit tackle performance with 11 stops vs. San Diego (10/15)...Collected eight more tackles at Minnesota (10/22)...Added nine tackles in rematch vs. N.Y. Jets (10/29)...Finished second on the team with 12 total tackles at New England (11/5) as the defense held the Patriots attack to only 189 yards. Also tallied an interception, a forced fumble and a pass breakup. Came up with a big play in the third quarter as he intercepted a John Friesz pass in the endzone on first-and-goal from the one to preserve the lead...Was second on the team in tackles with eight vs. Chicago (11/12). Also tipped a pair of passes, one of which resulted in an interception...Despite breaking his thumb, finished second on the team in tackles for the second straight game with 10 at Kansas City (11/19)...Led the Bills defense at Tampa Bay(11/26) with 15 tackles...Posted double-digit figures in tackles for the third consecutive week with 13 vs. Miami (12/4)...Led the team with nine total tackles in loss at Indy (12/11)...Tied career best with 17 tackles at New England (12/17)...Led team in tackles for the third straight week in season-finale at Seattle (12/23).

FALCON NOTES...

-Was a longtime spokesperson for the Muscular Dystrophy Association and was also a Rush for Reading spokesperson during his time with the Buffalo Bills.

1999: Continued to show why he is one of the NFL's most talented, but underrated linebackers with another outstanding campaign...Started all 14 games in which he played and finished third on the team with 116 tackles for Buffalo...Tied for the team lead in tackles with 14, including eight solos at Indy (9/12)...Led the team in tackles the following week with 10, including seven unassisted at the N.Y. Jets (9/19)...Helped clog up the middle against the Eagles and guided a defense which gave up only 22 yards rushing on 12 carries...Dominated Monday night game at Miami (10/4) as he finished the game with 12 combined tackles, three quarterback pressures, a forced fumble and an interception, the first of his career. Sacked Dolphins quarterback Dan Marino and forced a fumble, which Gabe Northern picked up and ran into the endzone for the go-ahead touchdown. Had second game saving play in the fourth quarter when he intercepted Marino and returned it 35 yards to the Dolphin 19-yard line, which set up the Bills' final points of the game. Earned AFC Defensive Player of the Week honors for his outstanding performance...Tied for the team lead in tackles with 11 the next week vs. Pittsburgh (10/10) as the defense held the Steelers to only 48 yards rushing...Collected a pair of tackles before being forced to leave contest in the first quarter because of a knee injury at Oakland (10/17)...The injury would cause him to miss the team's next game at Seattle (10/24)...Returned to lineup the following week at Baltimore (10/31) only to injure his other knee...Picked up six tackles, including four solos before being forced to leave...Was inactive the following week at Washington because of a bruised bone in his knee...Returned to all-pro form at N.Y. Jets (11/21) with 11 combined stops, including seven solos...Added eight more tackles at New England (12/26) and also picked up a key fumble...Finished second on the team with nine combined tackles vs. N.Y. Giants (12/12) and 12 total tackles vs. New England at New England (12/26)...Started and had an outstanding performance in Wild Card game at Tennessee (1/8). Led the defense with 22 combined stops, including 15 solos. Helped the Bills defense hold the Titan attack to only 194 yards in a losing effort.

1998: In first year as a full-time starter, enjoyed a breakthrough year as he led the team in tackles with 133, despite missing three games...Took over duties as the everyday starter at middle linebacker after starting the final eight games of 1997 in place of Chris Spielman...Was selected as the club recipient of the Ed Block Courage Award, given to the player who personifies strength, courage and leadership in pursuit of excellence... Started in all 13 games he participated in during the regular season... Also made first postseason start of his career in Wild Card game at Miami...Missed three contests (games 11-13) due to a knee injury, but still finished as the team's leading defender with 133 stops, including 69 solos...Led defense in tackles in the season's first three games...Tied Henry Jones for team lead with 11 stops vs. San Francisco (10/4)...Recorded a then-career high 16 tackles in the fifth game of the season vs. Jacksonville, starting a four-game stretch in which he led the team with double-digit tackle outings...Topped his season-best with 17 tackles (10 solo stops) in win over Miami (11/1)...Followed that up with 15 more tackles and a tipped pass which led to an interception vs. at the N.Y. Jets (11/8)...Left the game in the second quarter of win over New England (11/15) with a sprained knee. The injury forced him to miss the next three games...Did not miss a step after return, leading the team with 12 tackles vs. N.Y. Jets (12/19)...Outstanding outing netted a career-best 22 tackles, including 10 solos in Wild Card game vs. Miami (1/4).

1997: Played on special teams and short-yardage situations in the season's first five games...Was deactivated due to an ankle injury at New England (10/12)...Returned the following week at Indy (10/20), however re-injured the ankle on the opening kickoff...Missed the following game vs. Denver (10/26) because of the ankle injury...Returned vs. Miami (11/2) and made his first career start in place of the injured Chris Spielman, who was placed on injured reserve because of a neck injury the previous week...Responded to the challenge by leading the team with 14 tackles in the 9-6 win...Went on to start the remaining seven games of the season...Notched the first full sack of his career and forced a fumble on the same play against the Packers (12/20) in the season-finale...In his eight starts, led the team in tackles three times and was the Bills' second leading tackler four times.

1996: Suffered a season ending injury to his right knee in the Bills' first preseason game vs. Washington. Was placed on Injured Reserve for the season on Aug. 16.

1995: Placed on the physically unable to perform list for the first 12 weeks of the season with a hamstring injury...Was placed on the active roster in Week 13 but was inactive for every game until the final regular season game...Played in first career game vs. Houston (12/24)...Was inactive for the Bills' two postseason games.

College: Finished career fifth on the Illinois all-time list with 401 tackles, surpassing Hall of Fame great Dick Butkus, with 374. Was an All-Big 10 second-team selection in 1994 and was a first-team selection in 1993 after finishing second on the team with 101 tackles. Joined fellow linebacker Dana Howard in sharing the team's Defensive Player of the Year Award in 1992. Redshirted as a freshman in 1991.

Personal: Full name is John Francis Holecek. Served as a spokesperson for the Muscular Dystrophy Association of Western New York in 1998. Also donated \$28 per tackle to the MDA in 1998. Was Defensive Player of the Year as a senior at Marian Catholic (Ill.) High as selected by the State Tribune. Was also named Player of the Year by the Hammond Times and All-State by the Champaign-Urbana News Gazette. Lettered three times in baseball and once in wrestling.

Holecek's Career Statistics								
Year	Team	GP/GS	Tckls	Solos	Sacks	INTs	Sp Tms	
1995	Buf	1/0	7	5	0	0	0	
1996	Buf	DNP - Injured Reserve						
1997	Buf	14/8	86	48	1.5	0	0	
1998	Buf	13/13	133	69	0	0	3	
1999	Buf	14/14	116	63	2.5	1	0	
2000	Buf	16/16	165	99	0	1	0	
2001	S.D.	11/0	9	8	0	0	4	
Totals:		69/51	516	292	4	2	7	

Holecek's Best Games			
Tackles	Solo	FF	INT
17 @ N.E. (12-17-00)	13 vs. N.E. (12-17-00)	1 @ N.E. (11/5/00)	1 @ N.E. (11/5/00)
17 @ Mia(11-1-98)	10 vs. Mia (12-3-00)	1 @ Mia (10/4/99)	1 @ Mia (10/4/99)
16 vs. Jax (10-18-98)	10 vs. Mia (11-1-98)	1@ N.E. (12/26/99)	
15 @ T.B. (11-26-00)	9 @ NYJ (11-8-98)	1@ G.B.(12/20/97)	
15 @ Mia (10-8-00)	9 @ Chi (12-7-97)		
15 @ NYJ (11-8-98)			
14 @Indy (9-12-99)			
14 @Chi (12-7-97)			
14 vs. Mia(11-2-97)			



ED JASPER

NOSE TACKLE

6-2 • 293

6th season • Texas A&M

Born 1-18-73 • Tyler, TX

Acq: FA '99



ATLANTA FALCONS

Transactions: Originally a sixth round (198th pick overall) draft choice by Philadelphia in 1997. Waived by Philadelphia on August 30, 1998. Re-signed by Philadelphia on September 17 1998. Waived by Philadelphia on October 23, 1998. Re-signed by Philadelphia on December 9, 1998. Signed by Atlanta as a free agent on March 5, 1999.

FALCON NOTES...

-nicknamed "Fish" by Falcons' strength and conditioning coach Al Miller for his passion of fishing

NFL: Emerged as dependable starter for first time in career with season-ending injury to Shane Dronett in 2000 and established career-highs in tackles with 69, sacks with 3.5 and starts with 15...Has been an integral part of the club's defensive line rotation since his first season in Atlanta in 1999...Will move to nose tackle in new defensive alignment in 2002.

2001: Played in all 16 games in the club's defensive line rotation with one start and finished with 51 tackles (26 solos), a career-high four sacks (fourth-highest), one forced fumble and three QB pressures...Started in the season finale at St. Louis (1/6) at right tackle in place of Shane Dronett (injured)...In the season opener at S.F. (9/9) was part of defensive line rotation and made two tackles with one sack. Dropped QB Jeff Garcia on 3-6 from Atlanta 35-yard line for a five-yard loss to force a punt in first quarter. Left in the first half with a right knee sprain and did not return to the game (but would have returned only for emergency situations)...Collected four tackles at Arizona (9/30)...At New Orleans (10/21) credited for a sack and forced fumble of QB Aaron Brooks (that New Orleans recovered) in the third quarter to force a punt. Part of an aggressive defense that limited New Orleans to just 130 total yards and three points in the second half. Finished with five tackles and a batted ball. Helped to hold RB Ricky Williams, the NFC's second leading rusher (at the time), to five yards on eight second-half carries. Limited the Saints to 63 rushing yards on 24 attempts for an average of just 2.6 yards per rush for the game. That is the lowest total since Atlanta held Carolina to a 1.5 average on 20 attempts for 30 yards in 2000...Totaled five tackles and a 0.5 sack vs. Dallas (11/11). Helped to drop QB Ryan Leaf for a loss of seven yards in the fourth quarter along with DE Patrick Kerney. Part of defensive unit that held Dallas running game to just 23 yards rushing in the second half after giving up 184 yards in the first half...At Green Bay (11/18) part of a defense that created four turnovers with three interceptions and one fumble recovery and held Green Bay to 70 yards rushing. Finished with two tackles...Collared one sack of QB Kurt Warner for a loss of five yards in the first quarter vs. St. Louis (12/2), finishing with three tackles...Played as both a DT and lined up at LDE because of an injury to starter Brady Smith vs. Buffalo (12/23) and made two tackles with one QB pressure. Spelled Chuck Wiley at LDE, who was replacing Smith in the starting lineup...Made three tackles at Miami (12/30) and was part of a unit that held Miami to season-lows of 226 total yards, 12 first downs and 50 yards rushing...Started for the first time all season at St. Louis (1/6) when Shane Dronett was deactivated due to a knee injury and finished with a season-high six tackles.

2000: Set career-bests in every category with his 69 tackles, sixth on team's ledgers, 36 solo stops, 3.5 sacks, 22 QB pressures and two forced fumbles, tied for team-high honors with S Marty Carer in 15 starts...Pushed incumbent left defensive tackle Travis Hall for starting spot with a strong training camp and became starter with loss of right defensive tackle Shane Dronett to serious knee injury...With a preseason injury to Brady Smith (groin) in

season opener vs. S.F. (9/3), started at left defensive tackle. Travis Hall started for Smith at LE, Patrick Kerney switched from LE to RE while Shane Dronett maintained his RT position. Totaled five tackles and one QB pressure in the win over the 49ers...Started for second straight contest at left tackle at Denver (9/10) despite the limited return of Brady Smith and made six tackles...Sunday deactivation at Carolina (9/17) due to ankle injury suffered during week in practice...With Shane Dronett lost for the season with a knee injury, manned the right tackle position vs. St. Louis (9/24) and remained a starter for remainder of the season. Registered six tackles, one sack and two QB pressures against the Rams. Dropped QB Kurt Warner for a sack in third quarter...Vs. New Orleans (10/22), totaled nine tackles, second-highest on team...In the rematch vs. Carolina (10/29), recorded a big sack and forced a fumble in fourth quarter in which Atlanta recovered. Singled-out by coaches for his excellent play that included four tackles and a team and career-high five QB pressures. Part of the best defensive effort of season, limiting Carolina to 209 total yards and just 30 rushing yards on 20 carries, both season-lows, with no touchdowns scored, while accounting for four sacks and constant pressure that helped the secondary pick-off three passes. On 2-2 from Carolina 27-yard line with 2:09 left and Atlanta clinging to a 13-12 lead, sacked QB Steve Beuerlein and knocked the ball loose and DT Travis Hall recovered at Carolina 21-yard line. Atlanta missed a 42-yard field goal that would have forced Carolina to score a touchdown to win the game. Called for roughing the passer at end of first half that negated CB Ray Buchanan's interception. Named co-defensive MVP by coaches along with Buchanan...Collected a season and career-high 11 tackles vs. Tampa Bay (11/5)...Part of a unit at Detroit (11/2) that limited the Lions to 222 total yards and just 3 of 16 first down conversions...Ended up with nine tackles, third-best on team, at Oakland (11/26) with a forced fumble and QB pressure. Part of a unit that went 25 straight possessions without allowing a touchdown until streak snapped on Oakland's third possession. Forced a fumble on RB Napoleon Kaufman on Oakland's 34-yard line late in third quarter and S Marty Carter recovered it. Atlanta scored its second touchdown of game on ensuing drive...Closed out season with six tackles, a sack and a QB pressure at New Orleans (12/17).

1999: Set a then-career high with 46 tackles in 13 games played...Added a five QB pressures...Finished with three tackles each in the first three games vs. Minnesota (9/12), at Dallas (9/20) and at St. Louis (9/26) before spraining his right knee in the Rams game...Deactivated for the next three games vs. Baltimore (10/3), at New Orleans (10/10) and vs. St. Louis (10/17)...Returned for strong second half of season...Registered a season and career-high seven tackles with two QB pressures at Carolina (11/28)...Followed it up with six tackles and a QB pressure the next week vs. New Orleans (12/5)...Tied career-high with seven tackles and added two more QB pressures at San Francisco (12/12)...Made five tackles and batted down a pass at Tennessee (12/19)...Collared three tackles and a pressure vs. Arizona (12/26).

1998: In seven games, totaled 17 tackles (10 solos) and a pair of QB pressures...In mid-season stint was used in the Eagles' four-man rotation with starters Hollis Thomas and Bill Johnson and fellow reserve Brandon Whiting...In late season action rotated in at defensive tackle with Whiting, Steve Martin and Henry Slay as both Thomas (shoulder) and Johnson (knee) were added to injured reserve.

1997: Played in 10 games with one start...Amassed 14 tackles, one sack, one pressure, and a forced fumble...After being deactivated three of the first four games was worked into defensive tackle rotation...Hospitalized with irregular breathing and was deactivated for weeks 12-14...At Baltimore (11/16), recorded a key 3rd down stop of RB Jay Graham in backfield in overtime...Made first NFL start at Washington (12/21) in season finale in place of Rhett Hall (knee) and registered first pro sack of QB Jeff Hostetler.

College: A three-year starter at nose tackle, posted 147 tackles, including 11.5 sacks for Aggies of Texas A&M. Totaled career-highs in tackles with 57, and sacks with 4.5 as a senior. After redshirting in 1992 and seeing limited action in 1993 went on to start all 34 of Texas A&M's games from 1994-96.

Personal: Married (Nicole) with two sons, Nicholas and John T. Donates six tickets to each home game to HeavenSent. Participated in the 2001 Chunky Soup Linemen Challenge. Nicknamed "Fish" for his love for the sport of fishing. Helped start a music promotions company called, "Hood Fellaz" last year. Named an all-area selection at Troup (TX) High School where he played tight end and middle linebacker. His brother, Shane, was a stand-out linebacker at UCLA from 1991-94. Majored in agriculture. Born Edward Videll on January 18, 1973 in Tyler, Tx.

Jasper's Career Statistics

Year	Team	GP/GS	Tckls	Solos	Asst	Sacks	Press.	FF	FR
1997	Phil	10/1	14	7	7	1.0	1	1	0
1998	Phil	7/0	17	10	7	0.0	2	1	0
1999	Atl	13/0	46	29	17	0.0	5	0	0
2000	Atl	15/15	69	36	33	3.5	22	2	0
2001	Atl	16/1	51	26	25	4.0	3	1	0
Totals:		61/17	197	108	89	8.5	33	5	0

Jasper's Best Games

Tackles	Sacks	QB Pressures	Forced Fumbles
11 vs. TB (11-5-00) 9 @ Oak (11-26-00) 7 @ S.F. (12-12-99) 6 (6 times) last @ StL (1-6-02)	1 (6 times) last vs. St.L (12-2-01)	5 vs. Car (11-26-00) 3 @ StL (10-15-00) 2 @ Phil (10-1-00) 2 vs. StL (9-24-00)	1 @ N.O. (10-21-01) 1 @ Oak (11-26-00) 1 vs. Car (10-29-00)





SHAWN JEFFERSON



WIDE RECEIVER

12th season • Central Florida

5-11 • 185

Born 2-22-69 • Jacksonville, FL

Acq: UFA- N.E. (2-12-00)

ATLANTA FALCONS

Transactions: Originally a ninth round (240th pick overall) draft choice by Houston in 1991. Traded along with a first-round draft choice in 1992 (Chris Mims) to San Diego in exchange for DL Lee Williams on August 22, 1991. San Diego released his rights (along with Natrone Means) to free room under the salary cap when they signed free agent defensive end Marco Coleman on February 29, 1996. Signed by New England as a free agent on March 14, 1996. Signed by Atlanta as an unrestricted free agent from New England on February 12, 2000.

FALCON NOTES...

Served as the Falcons' United Way spokesperson last season.

- An avid outdoorsman,

Jefferson is a member of "Ducks Unlimited," an organization devoted to "fulfill the annual cycle life needs of North American waterfowl by protecting, enhancing, restoring and managing important wetlands and associated uplands."

NFL: Cagey, experienced veteran...Has played in all 16 games in a season in 10 out of his 11 seasons in the NFL...Begins 2002 with a streak of 94 consecutive games played in...Team leader in catches and set a single-season career-high with 60 receptions for a team-best 822 yards while establishing a single-game best of 148 receiving yards vs. San Francisco (9/3) in first season in Atlanta in 2000...Helped form one of the most dangerous receiving tandems in league when he joined New England in 1996 alongside Terry Glenn...Only missed one game in entire career and has now played in 175 of 176 possible regular season games since entering the league in 1991 with 120 starts. (The only game he missed was at Buffalo on September 8, 1996 due to a concussion he suffered the previous week, snapping a streak of 81 consecutive regular season games played.)...Eclipsed the 6,000-yard plateau for his career during the 2000 season...Has amassed 437 career receptions for 6,583 yards...Averaged a career-high 22.7 yards per reception in 1998, over seven yards better than his previous career best of 15.6 in 1997...Finished his career in New England with a productive 278 catches for 3,081 yards...Has collected six career 100-yard games.

2001: Started six games and played in all 16 games for the 10th time in his career...Finished tied for third on team's charts with 37 receptions for 539 yards for a 14.6 yard average with two touchdowns...Also contributed on special teams with five tackles...Started six games when Tony Martin (clavicle) was hurt and the season-finale when Martin was released...In the season opener at S.E. (9/9) did not start but played in three and four wide receiver sets, snapping a streak of 78 consecutive starting assignments. It was the first time that he did not start a game since 1993 when not injured. Caught one pass for one yard...Started for first time all season at Arizona (9/30) with an injury to Tony Martin (broken clavicle). Tied with Terance Mathis for team-high honors with five receptions and totaled 40 receiving yards with a long of 19 yards...Continued to start in place of Martin vs. Chicago (10/7) and caught a team-high five receptions for a team-best 62 yards despite not playing in the second half due to an injured back...Third straight start (for injured Martin) vs. S.E. (10/14) resulted in a Falcons season-high of six receptions. Totaled a team-best 74 receiving yards...At New Orleans (10/21) he was in the starting lineup for the fourth straight start in a-row and produced with his first touchdown catch of the season on a 39-yarder from QB Chris Chandler to provide the winning margin and break a 10-10 tie in the fourth quarter. Caught three passes for 67 yards. Named co-offensive player of the game along with Chandler...Hauled in another touchdown pass in fifth consecutive start vs. his old New England team (11/4). Caught a 19 yard scoring toss from QB Chris Chandler in the first quarter to hand Atlanta an early 7-0 lead...With the return of Tony Martin vs. Dallas (11/11) he was relegated to spot

duty and caught two passes for 22 yards...At Green Bay (11/18) reserve wide receiver that caught three passes for 57 yards with a long of 24...Reserve wide receiver at Carolina (11/25) that caught two passes for 35 yards, including a crucial 21 yard catch late in the fourth quarter. On 3-11 from the Atlanta 28-yard line with 5:32 remaining and the Falcons attempting to run out the clock with a slim 10-7 lead, he hauled in a big 21 yard pass from QB Chris Chandler for a first down...Caught two passes for 57 yards, including a key 48 yarder in the fourth quarter, at Miami (12/30). On 1-10 from the Miami 49-yard line with 9:57 remaining, hauled in a laser throw from QB Michael Vick for 48 yards to the one-yard line. On the next play, Vick hit TE Derek Rackley for a one-yard touchdown pass to close the gap to 21-14...Started opposite Terance Mathis with the mid-week release of Tony Martin in the season finale at St. Louis (1/6) and tied for team-high honors with TE Brian Kozlowski with three receptions (for 44 yards).

2000: Led the team in catches with 60 (single-season best) and yards with 822 (second-best ever) and finished second in average at 13.7 in 16 games played with 14 starts...The 60 receptions bested the 54 he had in New England in 1997 and the 822 yards are second only to the 841 he also had with the Patriots in the '97 season...Added a pair of 100-yard receiving games and scored two touchdowns...Started the season in high fashion in Falcons debut, setting a personal-best with 148 receiving yards in season-opening victory vs. S.F. (9/3). The 148 receiving yards bested the 131 yards he had vs. Miami (11/23/98). Caught seven passes to tie a personal-best he had at Miami (12/22/97). Hauled in a 48-yard scoring pass, the fifth-longest scoring catch of his career, and overall caught passes of 48, 25, 22, 18, 17 and 12 yards. At end of first quarter, made a 22-yard catch for first down to S.F. 37-yard line. Grabbed catches of 25 and 12 yards for first downs at end of first half to help position Atlanta for a 48-yard field goal and a 22-14 halftime lead. Set the stage for second half and gave Falcons the momentum by hauling in a 48-yard touchdown bomb on a post pattern from QB Chris Chandler on second play of second half to hand Atlanta a 29-14 lead. On 1-10 from Atlanta 24, grabbed an 18-yarder from Chandler for a first down at own 42-yard line at end of third quarter. Named offensive MVP by coaches...Caught five passes (second-best on team) for a team-leading 77 yards in win at Carolina (9/17). Made a nice catch for a 26-yard gain and first down to Atlanta 49-yard line on team's first drive of second quarter. Ended the first half with a 24-yard grab from QB Chris Chandler. Started the game-deciding drive in fourth stanza with a nine-yard reception to the Carolina 21-yard line...Tied for team lead with four receptions for a club-best 43 yards at Philadelphia (10/1). Caught an 18-yard pass in fourth quarter...Did not start for first time all season vs. New York Giants (10/8) with a partially separated shoulder suffered at Philadelphia (10/1) the week before as fellow WR Tim Dwight lined up at his position. Still tied for top honors with five catches for a team-best 72 yards. Made a key play in a third quarter drive that resulted in a 28-yard field goal to close the gap to 13-6 when he caught a 35-yard pass from back-up QB Danny Kanell to New York 13-yard line...Did not start for second time vs. New Orleans (10/22) when Atlanta opened in a two-tight end set with Brian Kozlowski and Reggie Kelly...Caught six passes for 65 yards vs. Tampa Bay (11/5)...Team leader with six receptions for 60 yards at San Francisco (11/19)...At Oakland (11/26), enjoyed his second 100-yard receiving game of season with team-high 109 yards on a club-best seven receptions. The seven catches match a single-game best he had vs. S.F. (9/3) this year and the seven he had at Miami (12/22/97) as member of Patriots. Snared the club's second longest pass play of season with a 49-yard reception on Atlanta's opening drive of game. On third play of game from Atlanta 45-yard line, he split two Oakland defenders and caught the 49-yarder from QB Chris Chandler to the Oakland six-yard line. The drive was culminated on a RB Jamal Anderson five-yard touchdown run to give Atlanta an early 7-0 lead...Caught three passes vs. Seattle (12/3) to total 57 receptions on the season to set a new single-season high, besting the 54 catches he had with Patriots in '97...Vs. Kansas City (12/24) in season finale, caught three passes for 37 yards, including his second touchdown of the season from 17-yards out from Chandler, to finish with 60 receptions. On 3-9 from Kansas City 17-yard line, hauled in a touchdown pass to end a 15 play, 75-yard opening drive of game and a 7-0 lead.

1999: Finished second on the team with 40 catches and 698 receiving yards and led the team with a 17.5 yards per catch average in 16 starts...Paced the team and set a career-high with six receiving touchdowns...Caught two touchdown passes in a game for the second time in his career at Arizona (10/31)...Became just the 12th player in New England history to surpass the 3,000-yard reception plateau at 3,081...Caught long touchdowns of 68 and 64 yards during the season, the two longest touchdown receptions of his career...Began the season with four-catches for 67 yards at Jets (9/12)...Turned in another four-catch performance against the New York Giants (9/26) two weeks later after being named offensive co-captain...Scored on an 8-yard pass from QB Drew Bledsoe in fourth quarter vs. Kansas City (10/10) to pull within 16-14. Had a 27-yard reception on the final play from scrimmage to put New England in field goal range for would-be game-winning kick. The field goal attempt missed when it hit right upright and New England lost 16-14...Caught a team-high four passes against Miami (10/17) for 65 yards, including a 21-yarder...Amassed 113 receiving yards at Arizona (10/31) on three catches with a pair of touchdown receptions, including a 64-yarder, which tied for the second longest touchdown of his career...In the rematch at Miami (11/21), totaled 86 receiving yards on the heels of a 68-yard touchdown, the longest scoring catch of his career and a season-long for New England. It was his 10th reception of 50 yards or more in career and the second touchdown catch of 64 yards or more in three games. The 68-yard reception helped him reach 5,000 yards for career...At Indianapolis (12/12), caught a season-high seven passes for 76 yards with one score. It was his 24th touchdown of his career, including 14 as a Patriot, to set a personal-best with six on the season.

1998: Although injuries ravaged the Patriots receiving corps in 1998 (Terry Glenn, Troy Brown and Vincent Brisby missed a combined total of 22 games played), Jefferson remained the position's stalwart by starting in every game and extending his streak of consecutive games played to 46 ...He finished the year with just 34 receptions, but led the team with a 22.7-yard average per catch, a career high ... His 771 receiving yards tied his 1996 season output (second-best in his career) when he had 50 receptions for the year ... His 22.7-yard receiving average is the third best single season average in Patriots history, only Stanley Morgan, who recorded season averages of 23.4 (1981) and 22.8 (1979), finished a season with higher averages per catch (min. 34 receptions) ... Doubled his career total of 50-yard receptions, adding four in 1998...Eclipsed the century mark twice both against Miami. Earned Miller Lite Player of the Game honors when he led the team with four receptions for 116 yards at Miami (10/25) ... Set a career-high with 131 yards (6 catches) vs. Miami (11/23), which included a game winning 25-yard touchdown reception with just 0:29 remaining in the game...The following week he caught two passes for 18 yards, including a clutch sideline reception on fourth down to extend the game-winning drive against Buffalo (11/29) in a dramatic, come-from-behind 25-21 victory...His longest reception of the year was a 61-yard touchdown vs. San Francisco (12/20) ... Also had longs of 55 at Denver (9/7), 54 at Miami (10/25) and 50 at St. Louis (12/13) ... Led the team in receiving yards four times during the season; with 73 yards (3 receptions) at St. Louis (12/13) and 72 yards (2) vs. San Francisco (12/20), in addition to each Miami game (131 and 116 yards respectively) ... Led the team in tackles after turnovers with three ... Did not fumble the ball all year, but he did recover a loose ball ... Started the Patriots playoff game at Jacksonville (1/3) and caught 4 passes for 30 yards...Picked up 15 yards on his only rush attempt of the season vs. San Francisco (12/20).

1997: Started 14 of 16 regular season games at wide receiver and both playoff games for the Patriots ...Did not start at Indianapolis (9/7) and at Denver (10/6) when the Patriots opened in a double tight end formation ...Recorded single-season career highs in each of the following categories: receptions (54), yards (841), average (15.6) and longest reception (76t) ...Led the Patriots and set a career-high with 841 yards receiving ... Ranked second on the team with 54 receptions ...Recorded a career-long 76-yard touchdown reception from Drew Bledsoe at Minnesota (11/2) ...It was the longest pass completion of the Patriots' season ...Led the team with five receptions for 82 yards (16.4 avg.) in the season opener against San Diego (8/31)...Scored his first touchdown of the season on a 34-yard pass in the first quarter at Indianapolis (9/7)...Added a 64-yard reception and finished the game with 98 yards

and a touchdown on just two catches ... Led the team with five receptions for 63 yards in a 27-24 overtime victory over the Jets (9/14)...Caught five passes for 55 yards, but lost a fumble at the Chicago 2-yard line vs. the Bears (9/21)...Appeared in his 100th career game at Denver and caught three passes for 45 yards...Earned Staples Star of the Game honors at Minnesota (11/2) after he caught four passes for 108 yards, including the career-long 76-yard touchdown strike ... It was his second 100-yard game of his career...Led the team with 71 yards on four receptions vs. Miami (11/23)...Led the team with 74 yards on four receptions the following week vs. Indianapolis (11/30)...Led the team again with seven receptions for 76 yards in the season finale at Miami (12/22)...Had just one reception in the Patriots WildCard victory over Miami (12/28)...Saved his best for last with a spectacular performance in the divisional playoff game at Pittsburgh (1/3/98) when he posted a career-high nine receptions for 104 yards.

1996: Made an immediate impact at wide receiver for New England in his first season, starting 18 of 19 games, including each of the team's three playoff games...Missed the second game of the season at Buffalo (9/8) after suffering a concussion in the season opener at Miami (9/1)...Snapped his streak of consecutive games played at 81...Eclipsed his own single-season career highs in every receiving category...Finished the year with 50 receptions for 771 yards (15.4 avg.) and four touchdowns...Added one rush for 6 yards...His 50 receptions ranked third on the team, while his 771 yards finished second ...Added 10 receptions in the playoffs...He led the team in receptions in two games and in receiving yardage in five games...Opened the season with five catches for 48 yards at Miami (9/1) before being forced from the game with a concussion...Returned to the starting lineup vs. Arizona (9/15) and caught one pass for 19 yards...Led the team with six receptions for 57 yards vs. Jacksonville (9/22)...Caught four passes for 88 yards, including touchdown receptions of 7 and 35 yards at Baltimore (10/6)...It was the first multiple touchdown performance of his career...Led the team with five receptions for 79 yards at Indianapolis (10/20)...Led the team with 95 yards on just four receptions (23.8 avg.), including a season-long of 42 yards, vs. Buffalo (10/27) to earn Staples Star of the Game honors...Pulled a pass from the clutches of a defender to convert a 3rd-and-11 and finished the day with three receptions for 42 yards in a dramatic come-from-behind victory over the Jets (11/10)...Led the team with 56 yards on just two catches (28.0 avg.) vs. Denver (11/17)...Caught his third touchdown of the season on a 13-yard completion from Bledsoe vs. Indianapolis (11/24)...Finished with a game-high 91 yards on five grabs (18.2 avg.) vs. the Jets (12/8)...Turned in a game-high 91-yard effort on just four receptions in the AFC Championship Game victory over Jacksonville (1/12/97) ... Caught three passes for 34 yards (11.3 avg.) and a long of 14 yards in Super Bowl XXXI vs. Green Bay (1/26/97).

1995: Started every game except at Philadelphia (9/17) when the Chargers opened up in a two-tight end formation...Ranked third on the team with 48 receptions...Totaled 621 yards receiving, just six yards shy of his professional high and added two touchdowns to his career totals...He dropped just five passes all season...31 of his 48 receptions were between 1-10 yards and he averaged 10.3 yards after the catch...Both of his touchdown receptions were over 30-yard gains...Opened the season with the best single-game performance of his young career at Oakland (9/3)...Totaled 120 yards on six catches (20.0 avg.) and scored the only touchdown of the game for the Chargers on a 39-yard reception in a 17-7 loss...Did not start, but was still the No. 2 receiver at Philadelphia (9/17) and caught four passes for 67 yards, including a 38-yard touchdown reception in a 27-21 victory...He caught at least one pass in every game, extending his regular season consecutive game reception streak to 28 at season's end...Added three receptions for 33 yards and a touchdown in the Chargers' playoff loss vs. Indianapolis (12/31/95).

1994: Started 16 regular season games and three postseason games for the Chargers, including Super Bowl XXIX...Compiled 627 yards receiving and three touchdowns on 43 receptions... Added 40 yards rushing on three carries and a long of 22 yards ... Caught seven passes for 75 yards and added two carries for 13 yards in the postseason ... Opened the season with three receptions for 79 yards and scored on a 47-yard reception in a 37-34 victory at Denver (9/4)...Scored on a 52-yard reception at Kansas City (11/13) to help capture a come-from-behind 14-13 victory...Recorded a season-high with six receptions (64

yards) at New England (11/20)...Had mirror-image performances when he caught four passes for 53 yards in consecutive games vs. San Francisco (12/11) and at the New York Jets (12/18)...Caught three passes for 44 yards in their divisional playoff victory over Miami (1/8)...Added two receptions for 16 yards the following week in their AFC Championship victory over Pittsburgh (1/15)...Capped the year with two catches for 15 yards in Super Bowl XXIX.

1993: Played in every game, making four starts...Ranked fourth on the Chargers in receptions with 30 and totaled 391 yards...Rushed for 53 yards on just five carries (10.6 avg.)...Also contributed on special teams...Caught at least one pass in 14 of the Chargers' 16 games...Logged a season-high 64 yards, including a 39-yard touchdown, on just three catches (21.3 avg.) at Indianapolis (11/29)...Recorded a season-high four receptions on two occasions; vs. Chicago (11/14) and vs. Denver (12/5)...Rushed for a career long 33-yard gain at Los Angeles vs. the Raiders (10/31) on a crucial third down play, which set up the game-tying touchdown...His only reception at Minnesota (11/7) was an 18-yard touchdown in a 30-17 victory over the Vikings...Closed out the year with 47 yards on just three receptions at Tampa Bay (1/2).

1992: Played in every game, including one start, and caught a pass in 13 of the 16 regular season games...Finished the season with 29 catches for 377 yards and two touchdowns... Played in both of the Chargers' playoff games and was credited with a reception for 10 yards...Opened the season with 13 receptions in the month of September...Recorded a season-high with five receptions (39 yards) at Houston (9/27)...Caught just one pass at Kansas City (11/1), but made it a memorable one as he raced down field for a 51-yard gain...The 51-yard reception was his longest of the season.

1991: Played in every game as a rookie and earned three starts... Caught passes in seven of the 16 games and finished the year with 12 receptions for 125 yards (10.4 avg.) and one touchdown...Made quite a splash in his rookie debut by catching three passes for 23 yards and scoring his first career touchdown in a 26-20 loss at Pittsburgh (9/1)...His first career NFL touchdown reception was a 5-yard pass from John Friesz...Rushed the ball once for 27 yards on a reverse vs. Atlanta (9/15)...He had eight receptions for 59 yards and a score after just four games, but caught just four more passes in the final 12 games...Made his first career NFL start in just his fourth game of the season Sept. 22 at Denver...Also started at the Los Angeles Rams (10/13) and vs. Denver (12/22)...Recorded his longest reception of the year, a 29-yard pass, in the next-to-last game of the season vs. Miami (12/15) on a crucial third-and-19 situation in the fourth quarter to help secure a 38-30 victory.

College: Three-year letterman at Central Florida who starred as a wide receiver and return specialist. Completed his collegiate career with 1,087 yards and 11 touchdowns on 67 receptions. Picked up an additional 26 yards of offense on six rushing attempts (4.3 avg.). Returned 39 kickoffs for 782 yards (20.1 avg.) but did not return any for touchdowns during his career.

Personal: Married (Marla) with three children; a son Shawn Jr. (5) and two daughters Paige (9) and Faith (1/26/02). Served as the Falcons' National spokesperson for United Way last year. Donates 10 tickets per game to Onward and Upward. Vanchi LaShawn Jefferson was born Feb. 22, 1969 in Jacksonville, Fla. Attended Raines High in Jacksonville and earned letters in football, track and basketball. Majored in business administration at Central Florida. Co-owns a catering company, "Any Occasion Catering", outside Atlanta in Marietta, Ga. with his wife's uncle. An avid outdoorsman who is a member of "Ducks Unlimited" and a strong supporter of land conservation. Worked an offseason internship at Mellon Bank in Boston in 1998. Has donated a considerable amount of time to the Boys Clubs of Jacksonville in his hometown and Atlanta.

Jefferson's Career Statistics

Year	Team	GP/GS	Rec	Yards	Avg.	Long	TD
1991	S.D.	16/3	12	125	10.4	29	1
1992	S.D.	16/1	29	377	13.0	51	2
1993	S.D.	16/4	30	391	13.0	39t	2
1994	S.D.	16/16	43	627	14.6	52t	3
1995	S.D.	16/15	48	621	12.9	45	2
1996	N.E.	15/15	50	771	15.4	42	4
1997	N.E.	16/14	54	841	15.6	76	2
1998	N.E.	16/16	34	771	22.7	61t	2
1999	N.E.	16/16	40	698	17.5	68t	6
2000	Atl	16/14	60	822	13.7	49	2
2001	Atl	16/6	37	539	14.6	48	2
Totals:		175/120	437	6,583	15.1	68t	28

Rushing						
Year	No.	Yds.	Avg.	LG	TD	
1991	1	27	27.0	27	0	
1992	0	0	0	0	0	
1993	5	53	10.6	33	0	
1994	3	40	13.3	22	0	
1995	2	1	0.5	11	0	
1996	1	6	6.0	6	0	* Additional Stats
1997	0	0	0.0	0	0	four fumbles/four lost
1998	1	15	15.0	15	0	
1999	0	0	0.0	0	0	
2000	0	0	0.0	0	0	
2001	0	0	0.0	0	0	
Totals:	13	142	10.9	33	0	

Additional Stats: Special Teams Tackles - 2001 (5)



Jefferson's Postseason Statistics

Year	Team	GP/GS	Rec	Yards	Avg.	Long	TD
1992	S.D.	2/0	1	10	10.0	10	0
1994	S.D.	3/3	7	75	10.7	16	0
1995	S.D.	1/1	3	33	11.0	12	1
1996	N.E.	3/3	10	143	14.3	38	0
1997	N.E.	2/2	10	111	11.1	19	0
1998	N.E.	1/1	4	30	7.5	10	0
Totals:		12/10	35	402	11.5	38	1

Jefferson's Best Games

Receptions	Yards	Long	Touchdowns
7 @ Oak (11-26-00)	148 vs. S.F. (9-3-00)	76 @ Minn (11-2-97)	2 @ Ari (10-31-99)
7 vs. S.F. (9-3-00)	131 vs. Mia (11-23-98)	68t @ Mia (11-21-99)	2 @ Bal (10-6-96)
7 @ Mia (12-22-97)	120 @ Oak (9-3-95)	64t @ Ari (10-31-99)	
6 vs. S.F. (10-14-01)	116 @ Mai (10-25-98)	61 vs. S.F. (12-20-98)	
6 @ S.F. (11-19-00)	109 @ Oak (11-26-00)	55 @ Den (9-7-98)	
6 vs. TB (11-5-00)	108 @ Minn (11-2-97)	54 @ Mia (10-25-98)	
6 vs. Mia (11-23-98)	98 @ Ind (9-7-97)	52t @ K.C. (11-13-93)	
6 vs. Jax (9-22-96)	95 vs. Buff(10-27-96)	51 @ K.C. (11-1-93)	
6 @ Oak (9-3-95)	91 vs. NYJ (12-8-96)	50 @ St.L (12-13-98)	
6 @ N.E. (11-20-94)	88 @ Bal (10-6-96)	49 @ Oak (11-26-00)	
5 (15 times) last vs. Chi (10-7-01)	86 @ Mia (11-21-99)	48 @ Mia (12-30-01)	
	82 vs. S.D. (8-31-97)	48t vs. S.F. (9-3-00)	
	79 @ Den (9-4-94)	47t @ Den (9-4-94)	
	77 @ Car (9-17-00)	46 vs. Atl (11-8-98)	
	76 @ Mia (12-22-97)	45 @ K.C. (10-9-95)	
		42 vs. Buff (10-27-96)	

Jefferson's Best Playoff Games

Receptions	Yards	Long	Touchdowns
9 @ Pitt (1-5-98)	104 @ Pitt (1-3-98)	76 @ Minn (11-2-97)	2 @ Ari (10-31-99)
4 @ Jax (1-3-99)	91 vs. Jax (1-12-97)	68t @ Mia (11-21-99)	2 @ Bal (10-6-96)
4 vs. Jax (1-12-97)	44 vs. Mia (1-8-95)	64t @ Ari (10-31-99)	
3 vs. GB (1-26-97)	34 vs. GB (1-26-97)	55 @ Den (9-7-98)	
3 vs. Pitt (1-5-97)	33 vs. Ind (12-31-95)	54 @ Mia (10-25-98)	
3 vs. Ind (12-31-95)	30 @ Jax (1-3-99)		
3 vs. Mia (1-8-95)			

Jefferson's "Big Plays" Career Long Touchdown Catches

Yards	Opponent	Date
68	@ Miami	11-21-99
64	@ Arizona	10-31-99
61	vs. San Francisco	12-20-98
52	@ Kansas City	11-13-94
48	vs. San Francisco	9-3-00
47	@ Denver	9-4-94
39	@ New Orleans	10-21-01
39	@ Oakland	9-3-95
39	@ Indianapolis	9-13-98
38	@ Philadelphia	9-17-95
35	@ Baltimore	10-6-96
34	@ Indianapolis	9-7-97



TRAVIS JERVEY



RUNNING BACK

6-0 • 222

8th Year • Citadel

Born: 5-5-72 • Columbia, S.C.

Acq: FA-'01

ATLANTA FALCONS

Transactions: Originally a fifth round (170th pick overall) draft choice by Green Bay in 1995. Signed by San Francisco as an unrestricted free agent from Green Bay on March 22, 1999. Waived by San Francisco on March 19, 2001. Signed by Atlanta as a free agent on May 1, 2000.

NFL: Capable running back and exceptional special teams performer throughout his seven-year career...Managed a career-high 15 special teams tackles in his first season in Atlanta in 2001...Named to the NFC Pro Bowl team in 1997 as special teams player during Green Bay's run to Super Bowl XXXII...Member of the Packers' 1996 World Championship team with a victory vs. New England.

2001: Special teams leader who performed his duties in all 16 games...Finished third on the Falcons' special teams tackles list with a personal-best of 15, trailing only LB Matt Stewart (17) and LB Artie Ulmer (21)...Rushed three times for six yards...Performed on special teams at Arizona (9/30) and rushed three times for six yards at the end of the game as the Falcons were running out the clock in his only carries from scrimmage all season...Part of successful punt return team vs. Dallas (11/11) that sprung Darrien Gordon for two crucial returns of 74 and 41 yards in the fourth quarter, which helped set-up the go-ahead touch-down and an insurance field goal...Totaled one special teams tackle each at Green Bay (11/18) and at Carolina (11/25)...Forced a fumble on a punt return in the second quarter vs. New Orleans (12/9) and Atlanta recovered. After a 55 yard punt by Chris Mohr, he stripped Saints returner Wayne McGarity of the ball and CB Darrick Vaughn recovered at the New Orleans 20-yard line. K Jay Feely kicked a 22 yard field goal on the ensuing drive for a 14-10 deficit...Special talents came into play at Indianapolis (12/16) when he helped block for PR Darrien Gordon's 67 yard punt return in the third quarter and for KR Darrick Vaughn's 195 kickoff returns yards and 27.9 average. Also added one tackle on special teams...In the season finale at St. Louis (1/6) he helped open holes for Darrick Vaughn's career-high 198 kickoff returns yards and for his 96 yard touchdown return in the third quarter. Added one special teams tackle.

2000: Appeared in eight games before suffering a broken clavicle bone...Registered six special teams tackles and returned eight kicks for 209 yards for a 26.1 average...Returned three kickoffs for 73 yards, including a long of 27 and was credited with two special teams tackles at St. Louis (9/17)...Ran back two kickoffs for 32 yards, including a long of 21 vs. Oakland (10/8). Also assisted on one special teams stop...Returned the opening kickoff 68 yards and fractured his clavicle after being tackled in the rematch vs. St. Louis (10/29). His long return set-up RB Charlie Garner's four-yard touchdown run. Placed on injured reserve on October 30, 2000.

FALCON NOTES...

-competed in the NFL's Fastest Man Competition for two straight years (1996-97), he advanced to the finals in 1997 by defeating Herschel Walker in his first race and finished fourth overall

-has won the Muscle and Fitness 'Best Physique' award

1999: Played in eight games during first season with 49ers...Recorded eight kick returns for a career-high 191 yards...Rushed six times for 49 yards and had one reception for two yards...Inactive in season opener at Jacksonville (9/12) with left ankle injury...Saw special teams duty vs. New Orleans (9/19) and at Arizona (9/27)...Inactive vs. Tennessee (10/3) and at St. Louis (10/10) with left ankle injury...Underwent surgery (10/12) to remove calcium deposits on left ankle...Inactive vs. Carolina (10/17)...Suspended four games for violation of NFL Policy on Anabolic Steroids and Related Substances (10/21)...Re-instated and placed on one-week roster exemption (11/23) after serving suspension...Activated to 53-man roster (11-26)...Returned two kickoffs 67 yards, including a career-best 48-yard return, vs. Green Bay (11/29). Also recorded one special teams tackle vs. Packers...Played on special teams at Cincinnati (12/5)...Returned four kickoffs 71 yards and recorded one tackle at the Bengals...Rushed twice for six yards vs. Atlanta (12/12)...Played on special teams at Carolina (12/18) and vs. Washington (12/26)...Carried season-high four times for season-high 43 yards and one touchdown at Atlanta (1/3). Also returned two kickoffs 53 yards, including long of 32.

1998: Appeared in eight games, starting five at running back, and played on special teams...Missed final seven games with broken ankle...Placed on Injured Reserve (11/11)...Finished with a career-high 325 yards on 83 carries...Also recorded a career-best nine receptions for 33 yards...Recorded one special teams tackle and recorded two carries for eight yards vs. Detroit (9/6)...Suffered hamstring injury at Cincinnati (9/20)...Inactive with hamstring injury at Carolina (9/27)...Made first career start and recorded eight carries for 55 yards at Minnesota (10/5)...Recorded 69 yards on 19 attempts at Detroit (10/15)...Recorded a career-high 29 carries for 72 yards vs. Baltimore (10/25)...Rushed for a career-high 95 yards and scored first career touchdown vs. San Francisco (11/1)...Started and rushed for 26 yards before suffering ankle injury at Pittsburgh (11/9) and was lost for the remainder of the season.

1997: Named to NFC Pro Bowl team as special teams player...Also named All-Pro on special teams by Pro Football Weekly...Played in every regular season and three postseason games, including Super Bowl XXXII vs. Denver...Finished regular season with 10 special teams tackles (10 solo)...Posted two solo tackles at New England (10/27)...Recorded three special teams stops vs. Buffalo (12/20)...Served as reserve fullback but did not handle ball...Added one postseason special teams tackle.

1996: Appeared in every game as reserve running back and special teams player, including Super Bowl XXXI victory over New England...Finished season with 26 carries for 106 yards...Recorded nine special teams tackles...Recorded six postseason special teams tackles...Rushed six times for 25 yards at Chicago (10/6)...Carried five times for 35 yards vs. Minnesota (12/22)...Recorded three special teams stops vs. Carolina (1/12) in NFC Championship Game...Added two special teams tackles vs. New England (1/26) in Super Bowl.

1995: Played in all 16 regular season and three postseason games as special teams performer...Finished season with 13 special teams tackles...Returned eight kickoffs 165 yards...Recorded three special teams stops vs. St. Louis (9/3)...Credited with forced fumble at Chicago (9/11)...Returned first career kickoff 27 yards vs. Jacksonville (9/24)...Recorded 28-yard kickoff return vs. Detroit (1/15)...Added two postseason special teams tackles.

College: Three-year letterwinner at The Citadel. Finished career with 211 carries for 1,490 yards and 15 touchdowns. Holds school record with 7.1 career rushing average. Earned Second-Team All-Southland Conference honors after rushing 152 times for 1,171 yards and 12 touchdowns as senior. Averaged 106.5 yards per game in senior season. Set career-high with 224 yards on 10 carries vs. VMI.

Personal: Single. Born Travis Richard Jervey (5-5-72) in Columbia, S.C. Prepped at Wando (Mt. Pleasant, S.C.) High. Earned all-state and all-conference honors as running back. Closed prep career with 2,221 yards and 22 touchdowns on 281 carries. Loves to surf, having spent time surfing in Costa Rica. Active with Children's Miracle Network. Resides in Isle of Palms, S.C.

Jervey's Career Statistics

Year	Team	G/S	Rushing				
			No.	YDS	AVG	TD	LG
1995	GB	16/0	0	0	0.0	0	0
1996	GB	16/0	26	106	4.1	0	12
1997	GB	16/0	0	0	0.0	0	0
1998	GB	8/5	83	325	3.9	1	12
1999	SF	8/0	6	49	8.2	1	33
2000	SF	8/0	0	0	0.0	0	0
2001	Atk	16/0	3	6	2.0	0	2
Total		88/5	118	486	4.1	2	45

Year	Team	G/S	Receiving				
			No.	YDS	AVG	TD	LG
1995	GB	16/0	0	0	0.0	0	0
1996	GB	16/0	0	0	0.0	0	0
1997	GB	16/0	0	0	0.0	0	0
1998	GB	8/5	9	33	3.6	0	12
1999	SF	8/0	1	2	2.0	2	0
2000	SF	8/0	0	0	0.0	0	0
2001	Atl	16/0	0	0	0.0	0	0
Total			10	35	3.5	0	14

Year	Team	G/S	Kickoff Returns				
			No.	YDS	AVG	TD	LG
1995	GB	16/0	8	165	20.6	0	28
1996	GB	16/0	1	17	17.0	0	17
1997	GB	16/0	0	0	0.0	0	0
1998	GB	8/5	0	0	0.0	0	0
1999	SF	8/0	8	191	23.8	0	48
2000	SF	8/0	8	209	26.1	0	68
2001	Atl	16/0	0	0	0.0	0	0
Total			25	582	23.4	0	48

Additional Statistics: Special Teams Tackles - 1995 (13), 1996 (9), 1997 (10), 1998 (1), 1999 (3), 2000 (6), 2001 (15)

Postseason Special Teams Tackles - 1995 (2), 1996 (6), 1997 (1)

Jervey's Best Games

Rushes	Yards	Touchdowns	
29 vs. Bal (10/25/98)	95 vs. S.F. (11/1/98)	1 vs. S.F. (11/1/98), at Atl (1/3/00)	
Kickoff Returns	Kickoff Yards	Long Kickoff Returns	Special Teams Tkls
4 vs. Cin (12/5/99), 3 @ StL (9/17/00)	73 @ STL (9/17/00), 71 @ Cin (12/5/99), 68 vs. StL (10/29/00)	68 vs. StL (10/29/00), 48 vs. G.B. (11/29/00)	3 vs. Buf (12/20/97), 3 vs. StL (9/3/95)

Honors

1997: AFC-NFC Pro Bowl , Pro Football Weekly All-Pro

DOUG JOHNSON

QUARTERBACK

6-2 • 225

3rd season • Florida

Born 10-27-77 • Gainesville, FL

Acq: FA '00



11

ATLANTA FALCONS

Transactions: Originally signed as a rookie free agent by Atlanta on April 17, 2000.

NFL: Strong-armed, signal caller....Looking to continue to make progress in 2002 in his third season and will compete for back-up role behind Michael Vick...Started a pair of games and saw action in four total contests as a rookie in 2000...Completed the most passes (17) for the most yards (233) ever by a Falcon rookie in his first start vs. Seattle (12/3)...Named to Football News' All-Rookie team.

FALCON NOTES...

-was a second round draft choice in the 1996 Major League Baseball Draft by the Tampa Bay Devil Rays and played as an infielder in their minor league system in the summers of 1996 and 1997

2001: Played in three games in his second season and served mainly as third-string behind Chris Chandler and Michael Vick...Completed three of five passes for 23 yards with one touchdown and no interceptions and rushed five times for 12 yards...Elevated to second-string quarterback due to injury to Michael Vick (back) at Arizona (9/30). Came in late in the fourth quarter and rushed four times for 13 yards with a long of eight yards to help run out the clock. Did not attempt a pass...Vs. Chicago (10/7) the following week served as third quarterback to begin the game but moved into back-up role to Michael Vick in the second half after starter Chris Chandler left the game due to a mild concussion...Named back-up quarterback vs. Dallas (11/11) when Chris Chandler could not play due to a rib injury and Michael Vick was elevated to starter. Alternated with Vick in the second half on every series. Completed three of four passes for 23 yards with a huge game-winning touchdown pass to TE Brian Kozlowski with 5:28 remaining in the game in a 20-13 win...During the rotation with Vick, he stayed in the game for consecutive plays only once (on the game-winning touchdown pass drive). The pair rotated 22 times one-to-the-other. In the game for a total of 12 snaps. Came into the game with 13:05 on the clock in the third quarter and faced a 3-5 from the Dallas 40-yard line on Atlanta's opening possession of the second half. Connected with WR Shawn Jefferson for eight yards and a first down. Combined with Vick to lead an 11-play, 44-yard drive that culminated in a 31-yard field goal by K Jay Feely to trim the Dallas lead to 13-10. On 2-8 from the Dallas 47 on the final drive of the third quarter, hit Jefferson for 14 yards and first down. The drive stalled when Feely missed a 36-yard field goal. A 74-yard punt return by Darrien Gordon set-up a 1-10 from the Dallas 15-yard line with 8:10 remaining in the game and Atlanta trailing 13-10. After four consecutive runs by RB Maurice Smith, Atlanta faced a 2-1 from the Dallas one-yard line. He faked a handoff to Smith, rolled right and drilled a pass between two Dallas defenders to TE Brian Kozlowski in the right corner of the end zone for the eventual game-winning score with 5:28 left on the clock...Vs. St. Louis (12/2) rotated for a series with Michael Vick late in the fourth quarter. Chris Chandler was knocked out of the game at the end of the first half. In the game for a total of three plays. Attempted one pass and fumbled the ball on a sack and St. Louis recovered at the Atlanta 26-yard line...Listed as the 3rd quarterback prior to the game at Miami (12/30) but when QB Chris Chandler was knocked out of the game late in the first half, he assumed back-up status behind Michael Vick...Ended the season at St. Louis (1/6) as a back-up to starter Michael Vick when Chris Chandler (sprained elbow) could not start and was listed as the club's 3rd quarterback.

2000: Opened the season as club's third quarterback behind Chris Chandler and Danny Kanell but moved up the depth chart as season progressed...Beat out veteran Tony Graziani for third quarterback post in training camp. Graziani stayed with the team for first week due to Danny Kanell's preseason finger injury but Graziani was waived due to series of injuries to club's linebackers...Started two games, vs. Seattle (12/3) and at New Orleans (12/17) in successive weeks with injuries to Chandler and logged time in two other contests, at Denver (9/10) and at Oakland (11/26)...Completed 36 of 67 passes for 406 yards with two touchdowns and three interceptions and a passer rating of 63.4...Moved to back-up status at Denver (9/10) because of a finger injury to Danny Kanell that was sustained in the preseason and the release of Tony Graziani. Took over for starter Chris Chandler in fourth quarter and completed three of seven passes for 43 yards in pro debut. Connected on first pro pass to WR Shawn Jefferson for a 25-yard gain to the Denver 12-yard line on second possession but drive stalled...Served as back-up quarterback the following week at Carolina (9/17) but did not play...With the return of Kanell vs. St. Louis (9/24), assumed 3rd quarterback role for next seven games...Switched to back-up role at Detroit (11/12) and at San Francisco (11/19) with Chris Chandler's concussion sustained vs. Tampa Bay (11/5) but did not see any action...Began the second half at Oakland (11/26) in relief of Chandler (coaches decision). Completed 11 of 17 passes (64.7%) for 85 yards with his first touchdown pass as a pro and a passer rating of an impressive 96.4. Hit WR Shawn Jefferson for a 15-yard gain on 2-13 for a first down on opening drive of second half. On 2-9 from Atlanta 40-yard line, found Jefferson again for nine yards and another first down. Drive failed on his incomplete pass on 3-14. After an Oakland fumble on its 38-yard line, Atlanta took over. On 2-13 from Oakland 26, he connected with Jefferson for 15 yards and a first down at the 11-yard line. After an Oakland penalty, he threw his first pro touchdown pass of four yards to TE Brian Kozlowski to begin the fourth quarter. Tossed a perfect strike between Oakland linebackers Greg Biekert and William Thomas for the score...Became the first rookie quarterback to start a game in the NFL in the 2000 season when he received the starting nod vs. Seattle (12/3). Was the first Falcons rookie signal-caller to start a game since Tony Graziani at Carolina (10/26/97) and the fourth Falcons rookie to make a start in 2000. (Travis Claridge, Mark Simoneau and Michael Thompson were the others.) Completed 17 of 33 passes for 233 yards with one touchdown and two interceptions to break Chris Miller's rookie record for completions and yards (13-187) at S.F. (12/20/87). Sacked four times and fumbled twice during two of those hard hits. Second pass attempt of game was intercepted by LB George Koonce and returned 27 yards for a touchdown as Atlanta trailed 14-0. Settled down after that interception to complete 8 of 16 passes in the first half for 94 yards. His tipped pass was intercepted by DL Cortez Kennedy on first drive of second half. Engineered a nice 10-play, 76-yard scoring drive at end of third quarter. After four consecutive runs by RB Maurice Smith, found WR Tim Dwight for an 11-yard gain and a first down on 3-5 from Atlanta 49-yard line. After an illegal contact penalty on Seattle's Shawn Springs, he connected with TE Reggie Kelly for nine yards. Found Kelly on a 19-yard scoring pass, the second of his career, for Atlanta's lone touchdown of the game. Completed 4 of 5 passes in drive. In addition to 19-yard scoring strike to Kelly, hit on long passes of 26 yards to WR Shawn Jefferson, 26 yards to WR Tim Dwight, 22 yards to WR Terance Mathis and 19 yards to TE Brian Kozlowski...Started for second straight contest at New Orleans (12/17) but was replaced by Chris Chandler in second half. Completed five of 10 passes for 45 yards with one interception and was sacked four times in first half. Third pass of game was intercepted in second quarter and returned for a 31-yard touchdown by S Sammy Knight to give New Orleans a 10-0 lead. Chandler took over to begin second half...Relegated to back-up duty in season finale vs. Kansas City (12/24).

College: Started 22 games for nationally-ranked Florida Gators in tough SEC from 1996-99. Only Shane Matthews (74, 1989-92) and Danny Wuerffel (114, 1993-96) threw more touchdown passes in school history than his 62 career scores. Completed 504 out of 907 attempts (55.6%) for 7,114 yards, sixth-best on school's all-time charts, in his career. Once threw for seven touchdowns in a single-game vs. Central Michigan as a sophomore and passed for 460 yards vs. Vanderbilt during his junior season. As a senior, completed 190 of 337 passes for (56.4%) for 2,574 yards with 20 touchdowns in nine starts. In 1999, averaged 223.9 yards

per game in total offense. Threw for four touchdowns each in season opener vs. Western Michigan and the following week vs. Central Florida during his final season. Completed 22 of 31 passes for 309 yards with four touchdowns vs. Alabama. Hit on 21 of 44 attempts for 343 yards with two scores to help Florida defeat Tennessee 23-21. Appeared in 10 games with four starts as a junior in 1998 and completed 154 of 274 passes for 2,346 yards with 19 touchdowns. Totaled 460 passing yards vs. Vanderbilt with four touchdowns as only Wuerffel (462) threw for more yards in a single game in Florida history. Played in nine games in 1997 and hit on 148 of 269 attempts for 2,023 yards and 21 touchdowns as sophomore.

Personal: Married (Tara). Second round draft choice in 1996 by Tampa Bay Devil Rays and played infielder in their minor league system in the summer of 1996 and 1997. First-team All-America selection at Buchholz (Gainesville, Fla.) High School and was named the Gainesville Sun Area Offensive Player of the Year in 1995. Led Buchholz to state semifinals in Class 5A. As a senior, completed 160 of 275 passes for 2,234 yards with 18 touchdowns. Batted .407 with 12 home runs and 42 RBI in 1996 while setting school records for home runs in a season and RBI in career. Posted a 7-1 record on the mound as a pitcher with a 0.98 ERA. Sports Management major at Florida. Born on October 27, 1977 in Gainesville, Fla.

Johnson's Career Statistics

Year	Team	GP/GS	Att	Comp	Comp%	Yds	Long	TD	INT	Rating
2000	Atl	4/2	67	36	53.7	406	26	2	3	63.4
2001	Atl	3/0	5	3	60.0	23	14	1	0	110.8
	Totals	7/2	72	39	54.2	429	26	3	3	68.6

Johnson's Best Games

Completions	Attempts	Yards	Long
17 vs. Sea (12-3-00)	33 vs. Sea (12-3-00)	233 vs. Sea (12-3-00)	26 vs. Sea (12-3-00)
11 @ Oak (11-26-00)	17 @ Oak (11-26-00)	85 @ Oak (11-26-00)	25 @ Den (9-10-00)
5 @ N.O. (12-17-00)	10 @ N.O. (12-17-00)	45 @ N.O. (12-17-00)	19 @ N.O. (12-17-00)

Johnson's Honors

2000: Football News All-Rookie Team



DAVE KADELA



TACKLE
6-6 • 294

2nd season • Virginia Tech
Born 5-6-78 • Dearborn, MI
Acq: FA '01

ATLANTA FALCONS

Transactions: Originally signed by Atlanta as a free agent on April 24, 2001. Waived by Atlanta on August 27, 2001. Claimed off waivers by Jacksonville on August 28, 2001. Waived by Jacksonville on September 2, 2001. Signed by Atlanta to the practice squad on September 4, 2001. Signed by Atlanta from the practice squad to the 53-man roster on October 22, 2001.

FALCON NOTES...

-Was responsible for protecting the blind side of current Falcons quarterback Michael Vick while the two were teammates at Virginia Tech.

NFL: Big, strong lineman who gained valuable experience as a rookie on the club's practice squad before being elevated to the 53-man roster at mid-season...Protected Michael Vick in college and will be competing for more playing time in his second season.

2001: Played in one game and was on the club's deactivation list for nine games... Signed to the regular roster from the practice squad on October 22, 2001 prior to the New England (11/4) contest...Deactivated for nine straight games before playing in the season finale at St. Louis (1/6)...Made his professional debut at right tackle in place of injured starter Michael Thompson (shoulder) for three plays in the first half at St. Louis (1/6). At one point in the game, he was one of six rookie offensive players in the game at the same time (QB Michael Vick, TE Alge Crumpler, G Kynan Forney, C Roberto Garza, FB George Layne and Kadela).

College: Named to first-team All-Big East as a senior and ended his career with 34 consecutive starts, mainly protecting the blind side of All-America QB Michael Vick. One of the reasons the Hokies set Big East rushing records in each of his last two seasons. Averaged a grade of 87% during Virginia Tech's 11 games with a high grade of 91% coming against Miami and West Virginia. During a productive senior season, he turned in 31 knockdown blocks and only surrendered 1.5 sacks and three quarterback pressures. Named to the Big East all-conference second-team as a junior, helping Tech to a perfect 11-0 record and berth in National Championship game vs. Florida State.

Personal: Single. His father, Dave, Sr., played guard at the University of Michigan. Majored in Finance at Virginia Tech. Born on May 6, 1978 in Dearborn, Michigan.

Kadela's Career Games Played/Started

Career Totals: 1/0
Regular Season: 2001 (Atl 1/0)



JEFF KELLY

LINEBACKER

5-11 • 242

4th season • Kansas State

Born 12-13-75 • LaGrange, TX

Acq: D6 '99 (198th)



ATLANTA FALCONS

Transactions: Originally a sixth round (198th pick overall) draft choice by Atlanta in 1999.

NFL: Tough, hard-nosed linebacker who is coming back off a knee injury in 2001...Started the most games in his short career with six starts in 2000 in place of an injured Jessie Tuggle (knee) who was lost for the season after eight games.

2001: Placed on injured reserve on September 2, 2001 with a right knee injury that occurred in the preseason contest at Washington (8/17) and was lost for the season...Underwent surgery on September 27, 2001.

2000: Started a career-best six contests in 12 games played at middle linebacker for Jessie Tuggle who was shelved for the season with a knee injury after the New Orleans (10/22) game...Missed four games vs. St. Louis (9/24), vs. New York Giants (10/8), at St. Louis (10/15) and vs. New Orleans (10/22) with knee injury that required a minor scope. Hurt his knee during week prior to first Rams game. Returned to action at Philadelphia (10/1) but aggravated the knee prior to the Giants game...Totaled a career-high 35 tackles with a personal-best 21 solo stops...Also added a pair of passes defended and three special teams tackles...Tied for team-high honors with two special teams tackles vs. S.E (9/3)...Relieved an injured Jessie Tuggle after Tuggle left in the second quarter with a jammed neck at Carolina (9/17). Made a big stop on 3-5 from Atlanta 15-yard line to force a Carolina field goal by knocking a pass away from TE Wesley Walls. Also added a special teams tackle. Tuggle returned in the second half...Listed as Sunday deactivation vs. St. Louis (9/24) due to a knee injury suffered during the week in practice...Returned to action at Philadelphia (10/1)...Added to injury report on Thursday of the New York (10/8) contest after aggravating same knee. Underwent arthroscopic surgery to correct a slight tear to the medial meniscus of the right knee the next day on October 6, 2000. Listed as a Friday deactivation vs. New York Giants (10/8)...After being on the Friday deactivation list for three games, he returned to start for the second time in his career vs. Carolina (10/29) with the season-ending knee injury to Tuggle vs. New Orleans (10/22). Finished with eight tackles, second highest total of his career for a single-game. Dropped RB Tshimanga Biakabutuka for a two-yard loss in first quarter. Responsible for holding Carolina to its last field goal instead of a touchdown by making an excellent open-field tackle on FB William Floyd on third-and-goal from Atlanta six-yard line with 12:48 remaining in an eventual 13-12 Falcons victory. Part of best defensive effort of season, limiting Carolina to 209 total yards and just 30 rushing yards on 20 carries with no touchdowns allowed, while accounting for four sacks, three interceptions and a fumble...Amassed six tackles vs. Tampa Bay (11/5). Held RB Warrick Dunn for no gain on a rush around left tackle in first quarter. At Detroit (11/12), ended up with four tackles and one QB pressure. Part of a unit that limited Detroit to 222 total yards while converting just three of 16 first down attempts. Defense stopped Detroit on a huge goal line stand in fourth stanza that held the Lions to a field goal despite starting at first-and-goal from Atlanta five-yard line...Registered five tackles at Oakland (11/26). Nailed RB Zack Crockett for minus-three yards in third quarter. On next play, teamed with DT Travis Hall to dump RB Randy

FALCON NOTES...

*-joined Falcons and Kansas State teammate Mark Simoneau in holding a football camp for junior high and high school aged players this past off-season in Wichita, Kansas and Kansas City
-active in the Atlanta community speaking at area schools and youth groups*

Jordan for minus one yard. Part of defense that went 25 straight possessions without yielding a touchdown until streak snapped on Oakland's third possession...Did not start when team opened in nickel defense vs. Seattle (12/3) as he was replaced by Mark Simoneau in the middle but contributed five tackles...Did not start for second straight game at New Orleans (12/17) when team opened again in nickel defense. Credited with key block on Darrick Vaughn's 88-yard kickoff return touchdown on opening kickoff of second half.

1999: Performed in 16 games with one start during rookie campaign...Finished with 17 tackles on defense with a forced and recovered fumble as well as registering nine special teams stops, tied for second-best on team...After seeing action on special teams for the first four games, he received extensive playing time at middle linebacker in place of an injured Jessie Tuggle (quad) in second half at New Orleans (10/10). Registered five tackles, forced a fumble, and made a special teams tackle in a win over New Orleans. Jarred the ball loose from RB Ricky Williams on first play of second half but New Orleans recovered...Started for first time as a pro for Tuggle at Pittsburgh (10/25) the following week and became second member of 1999 draft class to start a game (DE Patrick Kerney vs. Baltimore (10/3), and responded by tying S Marty Carter for team-high honors with a career-best nine tackles. Dropped RB Jerome Bettis for a two-yard loss on 1-10 at Atlanta 11-yard line in first quarter. Knocked Bettis for a one-yard loss on second play of second quarter. Collared Bettis again for a four-yard loss in third stanza. Stopped Bettis one more time for no gain on 3-1 at Atlanta 40-yard line to force a punt...Against Carolina (10/31) the next week, he recovered a fumble as a reserve linebacker and had a QB pressure and made a tackle on special teams. Fell on a QB Steve Beuerlein fumble with 5:01 left in the game at Atlanta 22-yard line to stop a drive...Added two tackles in a reserve role with a stop on special teams at Tampa Bay (11/21).

College: Despite playing just two seasons for the nationally ranked Wildcats of Kansas State, he recorded the second-most stops behind the line with 47 and the sixth-most quarterback sacks ever in team history with 13. Finalist for the Bronko Nagurski Award for the nation's top defensive player as a senior. All-Big 12 performer who collared 87 tackles (51 solos) with six sacks in his final season and led the team for the second straight season with 23 stops for losses of 92 yards. Caused and recovered three fumbles and added three interceptions to his impressive totals to also be named an All-American by Football Writers Association. Garnered Big 12 Defensive Newcomer of the Year as a junior with 110 tackles, 24 stops behind the line, seven sacks and two forced fumbles.

Personal: Married (Kelle). Named the Defensive Player of the Year in 1995 at the JUCO level as a sophomore for Garden City (Kansas) Community College for 169 tackles, 32 stops for losses, 12 sacks, 20 QB pressures and four interceptions (returning one for a score). Social science major. Son of Sheila and Jeff Kelly, Sr. of LaGrange, Texas.

Kelly's Statistics										
Year	Team	GP/GS	Tckls	Solo	Sacks	Press.	INT	PD	FF	FR
1999	Atl	16/1	17	14	0.0	1	0	0	1	1
2000	Atl	12/6	35	21	0.0	1	0	2	0	0
2001	Atl		Injured Reserve							
Totals:		28/7	52	35	0.0	2	0	2	1	1
Kelly's Best Games										
Tackles		Solos		SpTms		FF		FR		
9 @ Pitt (10-25-99) 8 vs. Car (10-29-00) 6 vs. T.B. (11-5-00)		6 @ Pitt (10-25-99) 4 vs. T.B. (11-5-00) 4 @ N.O. (10-10-99)		2 vs. S.F. (9-3-00)		1 @ N.O. (10-10-99)		1 vs. Car (10-31-99)		

REGGIE KELLY



TIGHT END

6-3 • 255

4th season • Mississippi State

Born 2-22-77 • Aberdeen, MS

Acq: D2 '99 (42nd)

89

ATLANTA FALCONS

Transaction: Originally a second round (42nd pick overall) draft choice by Atlanta in 1999.

NFL: Big, strong target...Hard worker in the trenches...Steadily improved during rookie season to earn a pair of starts...Won starting spot at training camp in second season in 2000 and has gone on to start 29 games, missing two games last year due to injury.

2001: Started 13 of 14 games played and missed two games due to knee and rib injuries...Did not start at New Orleans (10/21) due to the Falcons opening in a three wide-out set and two backs...Caught 16 passes for 142 yards for an 8.9 average with a long of 25...In the season opener at S.F. (9/9) opened holes for RB Jamal Anderson's 86 rushing yards and 134 total rushing yards...Caught one pass for five yards vs. Carolina (9/23) and helped open holes for RB Jamal Anderson's 98 rushing yards, 121 overall rushing yards and 377 total yards with 26 points scored. Atlanta converted eight of 11 third downs and gained over 100 yards rushing for the second straight game...At Arizona (9/30) hauled in a season-high three passes for 28 yards with a long of 14 yards. Opened holes for RB Maurice Smith's 70 rushing yards and for an offense that gained 379 total yards with 34 points scored...Did not start for first time all season at New Orleans (10/21) as the team opened with three wide receivers and two backs. Offense averaged 4.1 yards per rush and 187 yards passing with 20 points scored in a win. Helped pave the way for RB Maurice Smith's 83 yards rushing...Started in two tight end set vs. Dallas (11/11) but injured his knee and ankle in the second quarter and could not return. Caught one pass for seven yards before leaving...Sunday deactivation at Green Bay (11/18) due to knee injury suffered vs. Dallas (11/11) a week earlier...Returned to the starting lineup at Carolina (11/25) and caught two passes for 23 yards vs. St. Louis (12/2)...Tied his season-high with three receptions for 13 yards at Indianapolis (12/16)...At Miami (12/30) injured his rib cartilage on the first play of the second quarter and did not return...Sunday deactivation at St. Louis (1/6) due to rib cartilage damage injury the previous week at Miami (12/30).

2000: Started every game and posted career-highs with 31 receptions for 340 yards with a long of 37 and two touchdowns...Made his first opening day start as a Falcon vs. S.F. (9/3) and third start of career. Caught two passes for 10 yards. Lauded by coaches for blocking exploits that helped offense manage 359 total yards on the heels of QB Chris Chandler's 264 yards passing with two touchdowns and RB Jamal Anderson's 77 rushing yards. Offense scored on its first seven possessions and amassed 36 points...Caught a career-high four passes for a career-best 83 yards, including his first NFL touchdown catch of 37 yards vs. St. Louis (9/24). That performance bested his three catch day for 79 yards vs. St. Louis (10/17/99) as a rookie. On 2-5 from Atlanta 34-yard line, hauled in a 27-yard pass from QB Chris Chandler for a first down. One play later, he caught a 16-yarder from Chandler for another first down. In fourth stanza, snared his first pro touchdown of 37 yards from Chandler to close the gap to 34-20 with under 10 minutes remaining. The 37-yard grab was the second longest of his career...Caught two passes for 29 yards with a long of 16 vs. Carolina (10/29) but also fumbled at the Carolina goal line to end the first half and called for holding penalty that negated a touchdown. After an Ashley Ambrose inter-

FALCON NOTES...

-lives by the motto:

"Whatever you do, do it whole heartily unto the Lord and not unto men." Col 3:23

- Opened a barbershop/beauty salon, 89's, this past summer in Buford, Ga.

ception and subsequent 42-yard return, Atlanta was looking to score from the Carolina 19-yard line with :35 left in first half. Caught a QB Chris Chandler pass on next play at the three-yard line and appeared headed for a touchdown but he was stripped of the ball at the goal line and Carolina recovered in the end zone for a touchback, negating the scoring opportunity. In fourth quarter with Atlanta clinging to a 13-12 lead, RB Jamal Anderson rumbled around left end and dove into the end zone for an apparent 17-yard touchdown but play was called back due to a holding penalty on him...Opened holes for RB Jamal Anderson's first 100-yard game of the season and first since the season-finale vs. Miami (12/27/98) with a season-best 119 yards at Detroit (11/12)...Led the team with career-high tying four receptions for 44 yards, including a 19-yard touchdown catch, vs. Seattle (12/3). Hauled in a 19-yard scoring pass from hand of rookie QB Doug Johnson early in fourth quarter to cap a 10-play, 76-yard drive for Atlanta's only touchdown of the afternoon...Tied for team-high honors to close the season vs. Kansas City (12/24) with four catches to again tie his personal-best performance of 31 yards. Helped pave the way for RB Jamal Anderson's second 100-yard game of the season with 107 yards, which put Anderson over 1,000 yards (1,024) for fourth time in career. Offense generated impressive scoring drives of 15 plays, 75 yards (8:12 drive time), 13 plays, 58 yards (8:41) and 11 plays, 37 yards (9:04) to create a huge time of possession advantage.

1999: Caught eight passes for 146 yards for an 18.3 average and a long catch of 50 yards...Started two out of 16 games played...Worked free to haul in passes from 29 and 22 yards in addition to the 50-yarder...Played in short-yardage situations to take advantage of his blocking skills and on special teams for the first four weeks of season...At New Orleans (10/10) made his first NFL catch at 13:12 of second quarter on a pass from Tony Graziani for 16 yards and a first down...Turned around the next week and caught a career-high three passes for 70 yards vs. St. Louis (10/17). Caught a 13-yard pass from QB Chris Chandler in second quarter for a first down. Hauled in a personal-best 50-yarder from QB Tony Graziani in fourth quarter to St. Louis 26-yard line, which set-up a Morten Andersen 25-yard field goal...At Carolina (11/28), grabbed a tough catch over the middle for a 22-yard gain to Carolina six-yard line to set-up RB Ken Oxendine's five-yard touchdown catch two plays later...Made first pro start vs. New Orleans (12/5) after incumbent O.J. Santiago injured his shoulder in practice earlier in week. Helped to open holes for Oxendine's career-best 85 yards rushing and FB Bob Christian's personal-best of 44 yards for team total of 128. Provided time for Chandler to throw two touchdowns and run for one other. Hauled in two catches for nine yards. Made a nice finger-tip grab for six yards in third quarter...Started for second straight week for Santaigo at San Francisco (12/12) but did not record a catch...Caught the third longest pass of career vs. Arizona (12/26) by pulling in a 29-yarder in second quarter for first down to Arizona four-yard line. Christian scored on a one-yard plunge to tie the score at 14 apiece.

College: All-SEC first-teamer for Mississippi State as a senior. Also earned SEC All-Academic Honor Roll for three straight years. Devastating blocker finished second on team with 54 knockdown blocks. Caught a career-best 12 passes for 140 yards and a touchdown while starting every game as a senior. Finished with 34 knockdown blocks as a junior while catching 10 passes for 175 yards with one score. Ended his career by starting 22 of 44 games and grabbing 29 passes for 474 yards with long catches of 69, 39, 38 and 24 yards.

Personal: Married (Sheila). Industrial Technology major. Posted a 3.26 GPA as a junior in his major. Ranked as the sixth-best tight end in the southeast region by Blue Chip Illustrated out of Aberdeen (MS) High. A first-team All-State product and two-way starter at tight end and defensive end. Hauled in 15 catches for 260 yards and totaled 49 tackles. A versatile performer, he played quarterback as a junior. Graduated with a 3.3 GPA. Born Reginald Kuta Kelly in Aberdeen, Miss.

Kelly's Career Statistics

Year	Team	GP/GS	Rec	Yds	Avg.	LG	TD
1999	Atl	16/2	8	146	18.3	50	0
2000	Atl	16/16	31	340	11.0	37t	2
2001	Atl	14/13	16	142	8.9	25	0
Totals:		46/31	55	628	11.4	50	2

Kelly's Best Games

Receptions	Yards	Long	TD's
4 vs. K.C. (12-24-00)	83 vs. StL (9-24-00)	50 vs. StL (10-17-99)	1 vs. StL (9-24-00)
4 vs. Sea (12-3-00)	70 vs. StL (10-17-99)	37t vs. StL (9-24-00)	1 vs. Sea (12-3-00)
4 vs. NYG (10-8-00)	49 vs. NYG (10-8-00)	29 vs. Ari (12-26-99)	
4 vs. StL (9-24-00)	44 vs. Sea (12-3-00)	27 vs. StL (9-24-00)	





PATRICK KERNEY

LINEBACKER/DEFENSIVE END

6-5 • 273

4th season • Virginia

Born 12-30-76 • Trenton, N.J.

Acq: D1 '99 (30th)



ATLANTA FALCONS

Transaction: Originally a first round (30th pick overall) draft choice by Atlanta in 1999.

NFL: Enjoyed break out season in 2001 as he posted a career and team-high 12 sacks, the fifth highest total in the NFC...It was the most sacks by a Falcons player since DE Chuck Smith tallied 12 in 1997...Had a stretch of seven straight games with at least a 0.5 sack...Earned starting left defensive end spot with departure of Smith and Lester Archambeau in 2000...Totaled a career-high 81 tackles in first season as full-time starter...Will move to linebacker in new defensive alignment in 2002.

FALCON NOTES...

-donates his time and money to COPS, Concerns Of Police Survivors, as he pledges \$500 per sack to the organization.

Kerney's older brother, Thomas, was killed in the line of duty as a policeman in 1988 in Leesville, S.C.

-Was voted this past May to serve on the Special Olympics Board of Directors in Atlanta.

2001: Started all 16 games for the second consecutive season at left defensive end and led the team with a personal-best of 12 sacks. His 12 sacks were ninth in the NFL and tied Chuck Smith (in 1997) for the most sacks by a Falcons player since the category became an official NFL stat in 1982...Set a single-game career-high with 2.5 sacks vs. Dallas (11/11) and added 1.5 sack games vs. Carolina (9/23) and New England (11/4)...Streak of seven games in-a-row with at least a 0.5 sack lasted almost two months as it began vs. S.F. (10/14) and ended vs. New Orleans (12/9)...Finished with 67 tackles, a career-best two forced fumbles and two recovered fumbles. The pair of FF and FR were tied for team-high honors...Started at LDE vs. Carolina (9/23) and recorded a then career-high of 1.5 sacks with one forced fumble to go along with seven tackles. Credited for 0.5 sack along with DE Brady Smith of QB Chris Weinke with :36 remaining in the first half. Trapped QB Chris Weinke for a one-yard loss at the Carolina 24-yard line in third quarter that forced a fumble but Carolina recovered. Helped hold Carolina rushers to only 89 yards on the ground. Named defensive MVP by coaches...Collected a sack for the second straight game while registering two tackles at Arizona (9/30). One of four starting defensive linemen to register a sack. The last time the Falcons had all four members record a sack was October 11, 1998 at the Giants. Part of a defense that limited Arizona to 91 rushing yards with four takeaways and that surrendered only four touchdowns in three games to begin the season...Collared a sack to begin streak vs. S.F. (10/14) and added five tackles with a QB pressure. With 3.5 sacks so far on the season he surpassed his career-high of 2.5 in 2000 and as a rookie in

1999. Sacked QB Jeff Garcia for a two-yard loss in the second quarter...At New Orleans (10/21) was part of an aggressive defense that limited New Orleans to just 130 total yards and three points in the second half. Finished with four tackles with one sack. Dropped QB Aaron Brooks for a sack for a loss of nine yards in the fourth quarter. Helped to hold RB Ricky Williams, the NFC's second leading rusher at the time, to five yards on eight second-half carries.

Most Sacks In A Season, Falcons

1. Joel Williams, 1980	16.0
2. Claude Humphrey, 1976	15.0
3. Claude Humphrey, 1974	12.5
4. Patrick Kerney, 2001	12.0
Chuck Smith, 1997	12.0
Claude Humphrey, 1971.....	12.0

Limited the Saints to 63 rushing yards on 24 attempts for an average of just 2.6 yards per rush for the game. That is the lowest total since Atlanta held Carolina to a 1.5 average on 20 attempts for 30 yards in 2000...Tied his then career-high with 1.5 sacks vs. New England (11/4) and recovered a fumble to go along with five tackles. Dropped QB Tom Brady for a loss of four yards in the first quarter. Recovered a fumble by RB Antowain Smith two plays later after S Chris Hudson forced the fumble. Teamed with DE Brady Smith for a sack for a loss of four yards in the second quarter. With six sacks after six games, he has surpassed the team leader from 2000 in DT Travis Hall and Smith, who led the team with 4.5 sacks...Established a new career-high with 2.5 sacks, while adding five tackles vs. Dallas (11/11). Sacked QB Ryan Leaf for a loss of four yards in the third quarter and dropped Leaf for a loss of seven yards in the fourth quarter. Teamed with DT Ed Jasper to drop Leaf for a loss of seven yards later in the fourth quarter. Helped to hold Dallas running game to just 23 yards rushing in the second half after giving up 184 yards in the first half...At Green Bay (11/18) registered a sack for the fifth straight game and finished with five tackles and a forced fumble. In the first quarter, on 1-10 from the Green Bay 34-yard line, he sacked QB Brett Favre for a loss of nine yards and forced a fumble and DT Shane Dronett recovered at the Green Bay 26. Atlanta kicked a 39 yard field goal on the ensuing drive for an early 6-0 lead. Helped shut down the NFL's leading rusher at the time, Ahman Green, holding him to 62 yards. Part of a defense that created four turnovers with three interceptions and one fumble recovery and held Green Bay to 70 total yards rushing. Named defensive MVP by coaches...Part of an aggressive defense at Carolina (11/25) that stopped Panthers on a goal-line stand on four straight downs on the one-yard line in the third quarter. On 3-1 from the one-yard line, he helped to stop RB Richard Huntley for no gain along with LB Chris Draft to force a 4-1. Atlanta held on fourth down and the Falcons' offense marched 99 yards for its only touchdown of the afternoon to take a 10-0 lead. In the fourth quarter with two minutes remaining and Atlanta clinging to a 10-7 lead, he was part of a defense that stuffed QB Chris Weinke on fourth down and inches. Finished with four tackles, a 0.5 sack, two QB pressures and two QB hits. Defense allowed a then season-low of 247 total yards. Teamed with DT Shane Dronett to sack QB Chris Weinke in the first quarter on 3-3 on the Carolina 41-yard line to force a punt...Continued sack streak vs. St. Louis (12/2) with one sack to total double-digit sacks for the first time in his career (at 10.5 sacks). It marked his seventh straight game with at least 0.5 sack. Dropped QB Kurt Warner for a loss of four yards in the third quarter. Finished with five tackles, second-highest on the team, one QB pressure and a pair of QB hits...Ended his streak of seven straight games with at least a 0.5 sack vs. New Orleans (12/9) as he faced constant double-teams all afternoon. Finished with five tackles and two QB pressures...Pushed his season sack total to 12 with one sack at Miami (12/30). Also contributed five tackles and was part of a defense that held Miami to season-lows of 226 total yards, 12 first downs and 50 yards rushing.

2000: Started all 16 games and finished with a personal-best 81 tackles, including 38 solos, to end up with fifth-best total on team...Started first two games at right end because of a preseason groin injury to Brady Smith before moving back to left end position for final 14 starts. With Smith out, coaches moved Travis Hall from LT to LE and Ed Jasper was inserted at LT...Knotched 2.5 sacks and a forced and recovered fumble...Started on opening day vs. S.F. (9/3) at right end. Moved from his usual left end position to right end in place of an injured Brady Smith (preseason groin injury). Recorded eight tackles and a forced fumble. Along with MLB Jessie Tuggle stopped RB Charlie Garner for no gain in third quarter. Forced a WR Jerry Rice fumble in fourth quarter on a reverse but Rice recovered his own fumble at the S.F. 49-yard line...Finished with six tackles at right end for second straight start despite the limited return of Smith at Denver (9/10)...Lined up at left end position for first time at Carolina (9/17) as Brady Smith started at right end and remained at left end for remainder of season. Part of a defense that allowed only 59 rushing yards and 95 second half yards while surrendering just 10 points in a 15-10 win. Defensive line recorded four sacks for the most sacks in a single-game since seven vs. New Orleans (12/5/99)...Registered his second-highest tackles total in a game with nine stops vs. St. Louis (9/24) and also added his first NFL interception and a sack. Intercepted a QB Kurt Warner pass on second play of third quarter and returned it eight yards to St. Louis 16-yard

line. It marked the first interception of his career and first by a defensive lineman since Chuck Smith at Arizona (12/21/97) during '97 season. After driving to the five-yard line to attempt to take the lead on ensuing drive by the offense against defending Super Bowl champions, a controversial fumble call changed the momentum of game. RB Jamal Anderson's forward motion was thought to be stopped and he reached for his repaired right knee that a Ram defender was pulling on. S Keith Lyle came out of the pile with the football and ran 94 yards untouched for a controversial touchdown. After a review by the officials the play was called a fumble return touchdown. After a subsequent fumble return by Darrick Vaughn on the next kickoff, he sacked QB Kurt Warner for a nine-yard loss to push St. Louis back to Atlanta 30...Established a new career-high with 11 tackles, second-highest on team to S Ronnie Bradford's 12, at St. Louis (10/15) in the rematch. Credited with 0.5 sack with LB Mark Simoneau in first quarter. Defense surrendered 208 rushing yards by RB Marshall Faulk, the most ever by a Falcon opponent...Vs. Carolina (10/29), collected two 0.5 sacks for a total of one sack to go along with four tackles and a season-best four QB pressures. Teamed with Chuck Wiley for a 0.5 sack of QB Steve Beuerlein on first play of fourth quarter. Later in fourth, he and DT Ed Jasper trapped Beuerlein for another sack for minus-six yards...At S.E. (11/19), part of defense that shutout 49ers without a touchdown for first time since the '99 season in a S.E. vs. Jacksonville contest and had six tackles...At Oakland (11/26), part of a unit that went 25 consecutive possessions without allowing a touchdown until streak snapped on Oakland's third possession...Finished season with six tackles vs. Kansas City (12/24) but left game in fourth quarter with a dislocated left elbow.

1999: Played in all 16 games with two starts...Finished with 44 tackles and 2.5 sacks for 18.5 yards...Started at left defensive end for first time in pro career vs. Baltimore (10/3) when usual starter Lester Archambeau was moved to left tackle because of injuries to DT Travis Hall (thumb surgery/hip). Collared first NFL sack when he dropped QB Stoney Case for a seven-yard loss in fourth quarter. Made four total tackles on the afternoon. Dropped RB Erric Rhett for a three-yard loss in third quarter...At New Orleans (10/10) a week later, he recorded a career-high eight tackles in a reserve role. Combined with Archambeau to trap QB Billy Joe Tolliver for a five-yard loss at end of first half for a 0.5 sack...Sacked QB Trent Dilfer at Tampa Bay (11/21) on 3-1 on Tampa Bay 29 for a nine-yard loss in third quarter and amassed three tackles...Played extensively at left defensive end, replacing an injured Archambeau (ankle), in second half at Tennessee (12/19) and had a tackle and a QB pressure...Recorded his second start of season for Archambeau (knee and ankle) at left defensive end vs. Arizona (12/26) and finished with three tackles and two QB pressures...Closed out the season vs. San Francisco (1/3/00) with three tackles and a pressure.

College: All-American first-team choice as a senior by Football News and Football Writers Association to become the first UVA lineman to earn national honors since Chris Slade in 1992. First-team All-ACC with his 62 tackles, including 21 stops for losses, and 15 sacks. The 15 sacks tied the school-record set by Slade (in 1992). Registered 45 tackles with eight sacks as a junior. For his career amassed 127 tackles with 63 solos and 24 sacks. Was a defenseman on Virginia's lacrosse team in 1996-97. Did not participate in the 1996 spring football practice period in order to compete on the lacrosse team. The Cavaliers advanced to the championship game of the 1996 NCAA Lacrosse Tournament, losing to Princeton 13-12 in overtime. Played again in the 1997 NCAA playoffs as UVA lost in the quarterfinals to Maryland (10-9).

Personal: Single. Pledges money from his performances for C.O.P.S. - Concerns of Police Survivors - in honor of his brother, Lt. Thomas L. Kerney, who lost his life in the line of duty. The money helps to fund C.O.P.S. summer camps for kids. Featured in Atlanta Falcons Youth Foundation poster that was delivered to over 900 middle schools and high schools throughout the state of Georgia. The poster was intended to help motivate kids to stay in school and obtain their diplomas. Patrick posed with Jamal Anderson in full Falcons uniform, holding books and wearing mortarboards instead of helmets with the title - "The Most Important Headgear You Will Ever Wear". Four-year starter at Taft (CT) High School. Team captain and Most Valuable Player as a senior. Played linebacker and offensive guard his final two seasons. Posted a career-high 84 tackles, including three sacks, with an interception and blocked punt in eight games as a junior. Collared seven sacks as a sophomore defensive end. Earned two letters in wrestling as a heavyweight. Once placed second as a senior at the All-New England Tournament. Communications major. Father, John, played hockey at Middlebury College and his grandfather played football at Cornell.

Kerney's Career Statistics

Year	Team	GP/GS	Tckls	Solos	Sacks	Yds	Int	Yds	FF	FR	PD
1999	Atl	16/2	44	25	2.5	18.5	0	0	0	0	0
2000	Atl	16/16	81	38	2.5	12.0	1	8	1	1	4
2001	Atl	16/16	68	41	12.0	61.0	0	0	2	2	0
Totals:		48/34	193	104	17.0	91.5	1	8	3	3	4

Kerney's Best Games

Tackles	Solos	Sacks	Forced Fumbles
11 @ StL (10-15-00) 9 vs. StL (9-24-00) 8 vs. S.F (9-3-00) 8 @ N.O. (10-10-99)	8 @ StL (10-15-00) 4 @ GB (11-18-01) 4 vs. Car (9-23-01) 4 @ Den (9-10-00)	2.5 vs. Dal (11-11-01) 1.5 vs. Car (9-23-01) 1.5 vs. N.E. (11-4-01) 1 (9 times) last @ Mia (12-30-01)	1 @ GB (11-18-01) 1 vs. Car (9-23-01) 1 vs. S.F (9-3-00)

Kerney's 2001 Game-by-Game

Game	Tackles	Solo	Sacks	Yds	Int	FF	FR	PD
9/3 @SF	4	2	0	0.0	0	0	0	0
9/23 CAR	7	4	1.5	3.5	0	1	0	0
9/30 @ARZ	2	1	1.0	7.0	0	0	1	0
10/7 CHI	4	3	0	0.0	0	0	0	0
10/14 SF	5	3	1.0	2.0	0	0	0	0
10/21 @NO	4	2	1.0	9.0	0	0	0	0
11/4 NE	5	3	1.5	6.0	0	0	1	0
11/11 DAL	5	3	2.5	14.5	0	0	0	0
11/18 @GB	5	4	1.0	8.0	0	1	0	0
11/25 @CAR	4	2	0.5	2.0	0	0	0	0
12/2 STL	5	3	1.0	4.0	0	0	0	0
12/9 NO	5	3	0	0.0	0	0	0	0
12/16 @IND	2	1	0	0.0	0	0	0	0
12/23 BUF	2	2	0	0.0	0	0	0	0
12/30 @MIA	5	2	1.0	5.0	0	0	0	0
1/6 @STL	4	3	0	0.0	0	0	0	0
Totals	68	41	12.0	61.0	0	2	2	0

BRIAN KOZLOWSKI



TIGHT END

6-3 • 250

9th season • Connecticut

Born 10-4-70 • Rochester, N.Y.

Acq: FA '97

85

ATLANTA FALCONS

Transactions: Originally signed by the Giants as a free agent on May 1, 1993. Waived by the Giants on August 16, 1993. Signed to the Giants practice squad on December 8, 1993. Re-signed by the Giants as a free agent on March 1, 1994. Signed by Atlanta as a free agent on March 21, 1997.

FALCON NOTES...

-was a substitute schoolteacher after being released by the Giants in August 1993 and before being signed to the Giants practice squad later that year

NFL: A solid contributor on special teams and as a backup at both tight end and H-back...Filled in as the starter at fullback for the injured Bob Christian (knee) in the last game of the regular season in 1998 and the three postseason games...Spent the first three years of his NFL career with head coach Dan Reeves with the New York Giants.

2001: Played in all 16 games and caught 15 passes for 270 yards for an 18.0 average with one touchdown and a long catch of 46 yards. The 270 receiving yards are a single-season career-high, besting the 151 yards he had in 2000. The 15 receptions tied his personal-best established in 2000 while the 18.0 average is his best ever, surpassing the 16.0 average in 1996...Also returned three kickoffs for 35 yards...Caught a career-high four passes for a career-best 86 yards in a reserve role vs. Carolina (9/23), including a career-long of 46 yards. The 86 yards bested the 49 yards he had vs. Jacksonville on November 7, 1999 and he had three games with three catches. The 46-yard catch bested the 30-yarder he had vs. the New York Giants on October 8, 2000. All of his catches came in the second half as the Falcons tried to protect the lead. Three of his receptions helped to continue drives. On 3-5 from Atlanta 47-yard line early in the fourth quarter, QB Chris Chandler scrambled away from a fierce pass rush and Kozlowski slipped free for a 46-yard gain to the Carolina seven-yard line. The catch set-up the game-clinching two-yard touchdown run by QB Michael Vick for a 24-13 lead. On 3-4 from the Atlanta 26 on the Falcons' final drive with 3:59 left, he hauled in a 22 yard pass from Chandler to help keep the clock running. Named offensive MVP by coaches...Caught the game-winning touchdown pass vs. Dallas (11/11) from QB Doug Johnson from one yard out with 5:28 left in the game for a 17-13 lead. On the game-winning play, it was 2nd-and-goal from the Dallas one-yard line and Koz blocked inside and then slipped outside to the right corner and Johnson split him between two Dallas defenders for the score. Played more in the second half due to knee/ankle injuries to starter Reggie Kelly, who did not return in the second half. Part of successful punt return team that sprung Darrien Gordon for two crucial returns of 74 and 41 yards in the fourth quarter, which helped set-up the go-ahead touchdown and an insurance field goal...With a knee injury to starter Reggie Kelly that made him miss his first game of the season, Koz assumed more of a role at Green Bay (11/18). Caught three passes for 58 yards, including a long of 27 yards. Helped offense manage 25 first downs, 417 total yards and 335 net passing yards..On 2-15 from the Green Bay 42-yard line on a second quarter drive, he hauled in a 27 yard pass from QB Chris Chandler for a first down to the Green Bay 15. After a penalty moved the ball to the 21, Chandler hit FB Bob Christian on the next play for a 21-yard touchdown and a 13-3 Atlanta lead. Caught a 23-yarder from Chandler in the third quarter on 3-4 from the Atlanta 47-yard line for a first down...Hauled in one pass for 43 yards in the second quarter vs. Buffalo (12/23), the second longest reception of his career to the 46-yarder he had vs. Carolina (9/23) earlier in the year...At Miami (12/30) caught two passes for 24 yards, includ-

ing a long reception of 24 yards. Pressed into more than usual action when starter Reggie Kelly (rib cartilage) was lost on the first play of the second quarter. On 1-10 from the Atlanta 17-yard line at the end of the first half, he hauled in a 24 yard pass from QB Michael Vick for a first down to the Atlanta 41-yard line...Increased role in the offense with the injury and subsequent Sunday deactivation of starter Reggie Kelly (rib cartilage) at St. Louis (1/6). Tied for team-high honors with three receptions (for 37 yards), including a long catch of 19 yards.

2000: Played in 16 games with three starts when the Falcons opened up in a double-tight end alignments...Established a then single-season career high with 15 receptions for 151 yards, besting the 11 catches for 122 yards that he had during the 1999 season...Averaged 10.1 yards per catch and scored two touchdowns...Also returned seven kickoffs for 77 yards with a long of 21...Pulled in a 30-yard reception from QB Chris Chandler in the first quarter vs. New York Giants (10/8). Finished with a season-high three receptions for 44 yards. The three catches equaled his single-game best...Started at tight end for first time vs. New Orleans (10/22) as Atlanta opened in a two-tight end set and ended with one reception for two yards...Started for second time vs. Tampa Bay (11/5) two weeks later when the club again opened with two tight ends but did not record a catch...Caught a touchdown pass for first time in 2000 from rookie QB Doug Johnson from four-yards away at Oakland (11/26) to begin the fourth quarter...Hauled in two passes for 36 yards, including a 19-yarder vs. Seattle (12/3) and a pair of passes for 15 yards at New Orleans (12/17)...Snared another two passes for 12 yards, including a six-yard touchdown vs. Kansas City (12/24) in the season-finale. On the receiving end of a six-yard scoring pass from QB Chris Chandler in fourth quarter after S Marty Carter sacked and forced a fumble on QB Elvis Grbac at the Kansas City eight-yard line.

1999: Played in all 16 games with three starts when the team opened with two tight ends...Caught 11 passes for 122 yards for a 11.1 average with a career-best two touchdowns. Surpassed the 10 receptions for 103 yards he set in 1998...Had three receptions at Carolina (11/28) and against Jacksonville (11/7). His 49 receiving yards against Jacksonville topped the 41 yards vs. Philadelphia (12/14/97)...Returned two kickoff returns for 19 yards...In a reserve role, caught two passes, one for a one-yard touchdown from QB Tony Graziani in third quarter at St. Louis (9/26)...Led the team in catches and yards with three for 49 in that Jacksonville (11/7) contest. Hauled in catches of 18, 17 and 14 yards to total 49. Caught his second scoring pass of season at Carolina (11/28) of 15 yards in fourth quarter...Made starts vs. Baltimore (10/3), at San Francisco (12/12), and at Tennessee (12/19).

1998: Played in all 16 regular season games with six starting assignments...Started in the two-tight set at San Francisco (9/27), at New England (11/8), vs. Chicago (1/-22), at St. Louis (11/29) and vs. Indianapolis (12/6). Started at fullback in place of the injured Bob Christian (knee) in the final game of the season vs. Miami (12/27) and in the three postseason games, including Super Bowl XXXIII vs. Denver (1/31/99)...Finished the season with ten receptions for 103 yards and one touchdown and one kickoff return for 12 yards...Caught a 19-yard touchdown pass from QB Chris Chandler vs. Philadelphia (9/13). Also returned one kickoff for 12 yards against the Eagles...Set up a Chandler touchdown pass vs. Giants (10/11) with a 25-yard reception to the one-yard line...Blocking throughout the season helped RB Jamal Anderson lead the league with 1,846 yards rushing.

1997: Started the final five games at tight end with the injury to Ed West and produced with seven catches for 99 yards with one touchdown...When starter O.J. Santiago was lost with a broken leg at St. Louis (11/16), Kozlowski stepped in and responded. He caught two passes for seven yards, including a big two-yard touchdown reception with six minutes remaining to give the Falcons the lead, 24-21, in a six-point win against the Rams...Because of his blocking exploits and for hauling in one pass for 28 yards at Seattle (11/30) in his first start, was named co-offensive player of the game by the coaches...His other contributions included one special teams tackle, a kickoff return for 26 yards vs. San Francisco (10/19), another kickoff return for 23 yards vs. St. Louis (11/2) on a squib kick just before the half which set up a field goal in an eventual 34-31 victory.

1996: Played in five games with one touchdown reception...Hauled in the first touchdown of his career, a four-yard pass from QB Dave Brown, in the Giants victory vs. Dallas (11-24)...His contributions on special teams included a 16-yard kickoff return which put the Giants inside the Patriots 44-yard line and eventually led to a Giants touchdown in the season-finale vs. New England (12-21).

1995: Played in 16 games on special teams and as a back up at both tight end and H-back...Caught two passes for 17 yards, had three special teams tackles and recovered a fumble on special teams...Saw time at tight end vs. New Orleans (9/24) as the Giants employed the two-tight end alignment. Caught a 12-yard pass from QB Dave Brown in the first quarter of the game...Played H-back at Washington (10/29) as Aaron Pierce moved to tight end to replace the starting TE Howard Cross (knee)...Returned two kickoffs vs. Oakland (11/12): 11 yards to the Giants 41-yard line and another 17 yards to the Raiders 49-yard line...Vs. San Diego (12/23) recovered a muffed punt by WR Andre Coleman at the Chargers 23-yard line in the second quarter to help set up the Giants touchdown.

1994: Played in all 16 games with two starts...Was in the starting lineup at Houston (11-21) and at Cleveland (12-4) when the Giants opened those games in a two-tight end alignment...Had a fine season on special teams where he finished second on the team with 12 tackles...In addition to his special teams duties, he played primarily in short-yardage situations offensively...Recorded his first NFL reception at Dallas (11/7) when he caught a five-yard pass from QB Kent Graham on the Giants only scoring drive.

1993: After being waived during training camp, was re-signed and spent the last six weeks of the season, including the postseason, on the Giants practice squad

College: Brian's consistency at the collegiate level was seen in his 43 consecutive starts for the Huskies of the University of Connecticut. He moved into the starting lineup the second game of his freshman season and was a stalwart for the remainder of his career. A capable receiver, he caught 43 passes for 526 yards with a TD his final season in '92. He was part of a group of pass catchers which set a school record for most receptions by three different receivers with 207 in '91.

Personal: Married (Ellen) with one daughter, Paris (4/2/02). Brian Scott was a team most valuable player and an All-County selection on offense at Webster (NY) High. He was also good enough to garner second-team All-County honors on defense. This all-around athlete also played lacrosse as a prep. One of only four true freshmen at Connecticut to earn a varsity letter, Brian's best game as a collegian came versus Villanova as the sophomore caught 10 passes. His pass catching exploits at UConn were even more impressive when you consider he played with two All-America wide receivers for much of his career.

Kozlowski's Career Statistics

Year	Team	GP/GS	Rec.	Yards	Avg.	LG	TD	KOR	Yds.	Avg	TD	SpTms
1994	NYG	16/2	1	5	5.0	5	0	2	21	10.5	0	12
1995	NYG	16/0	2	17	8.5	12	0	5	75	15.0	0	3
1996	NYG	5/0	1	4	4.0	41	1	1	16	16.0	0	0
1997	Atl	16/5	7	99	14.1	29	1	0	0	0.0	0	1
1998	Atl	16/6	10	103	10.3	25	1	0	0	0.0	0	2
1999	Atl	16/3	11	122	11.1	26	2	2	19	9.5	0	4
2000	Atl	16/3	15	151	10.1	30	2	7	77	11.0	0	1
2001	Atl	16/0	15	270	18.0	46	1	3	35	11.7	0	2
Totals		117/19	62	771	12.4	46	8	20	243	12.2	0	25

Kozlowski's Postseason Statistics

Year	Team	GP/GS	Rec.	Yards	Avg.	LG	TD	KOR	Yds.	Avg	LG	TD	SpTm
1998	Atl	3/3	6	19	3.2	5	0	0	0	0	0	0	0
Totals		3/3	6	19	3.2	5	0	0	0	0	0	0	0

Kozlowski's Best Games

Receptions	Yards	Long	TD's
4 vs. Car (9-23-01)	86 vs. Car (9-23-01)	46 vs. Car (9-23-01)	1 vs. Dall (11-11-01)
3 @ StL (1-6-02)	58 @ GB (11-18-01)	43 vs. Buf (12-23-01)	1 @ Car (11-28-99)
3 @ GB (11-18-01)	49 vs. Jax (11-7-99)	29 vs. Phil (12-14-97)	1 @ St.L (9-26-99)
3 vs. NYG (10-8-00)	44 vs. NYG (10-8-00)	28 @ Sea (11-30-97)	1 vs Phil (9-13-98)
3 @ Car (11-28-99)	43 vs. Buf (12-23-01)	27 @ GB (11-18-01)	1 @ StL (11-16-97)
3 vs. Jax (11-7-99)	41 vs. Phil (12-14-97)	26 vs. N.O. (12-5-99)	
	36 vs. Sea (12-3-00)	25 @ NYG (10-11-98)	
	29 @ Car (11-28-99)	24 @ Mia (12-30-01)	
	28 @ Sea (11-30-97)	21 vs. StL (12-2-01)	
	26 vs. N.O. (12-5-99)	19 @ StL (1-6-02)	





GEORGE LAYNE



FULLBACK
5-11 • 250
2nd season • TCU
Born 10-9-78 • Alvin, TX
Acq: FA '01

ATLANTA FALCONS

Transactions: Originally a fourth round (108th pick overall) draft choice by Kansas City in 2001. Waived by Kansas City on September 2, 2001. Signed by Kansas City to the practice squad on September 4, 2001. Signed by Atlanta as a free agent on October 2, 2001.

FALCON NOTES...

-Donated a pair of his game checks this past December, which went to organizations devoted to providing underprivileged children with toys for the holidays.

NFL: Strong blocker with good hands...Signed off the Kansas City Chiefs' practice squad to the Falcons' 53-man roster early last season...Logged time in two games as a rookie with the Falcons and will compete for roster spot in his first Atlanta training camp in 2002...Opened holes for San Diego Chargers #1 pick in 2001 RB LaDainian Tomlinson at TCU.

2001: After being waived on the final cutdown with Kansas City, he was re-signed to the Chiefs' practice squad...Signed by Atlanta after the season-ending injury to RB Jamal Anderson to provide depth in the backfield...Saw action in two games in Atlanta, mainly on special teams...Activated for the first time due to a knee injury to starting TE Reggie Kelly and made his NFL debut at Green Bay (11/18). Played on the kickoff return team...Active for the second time all season at St. Louis (1/6) in the season finale and logged his first action at fullback and first plays from scrimmage as a Falcon. On the field for eight plays when starting FB Bob Christian was knocked out of the game with a knee injury in the second quarter.

College: Two-year starter at fullback at TCU and was a dominating lead blocker who was largely responsible for creating huge holes for All-American runner LaDainian Tomlinson. Finished his career with 482 rushing yards with eight touchdowns on 97 carries (5.0) and proved to be an effective third down receiver throughout his career. Carried 46 times for 279 yards (6.1 avg.) with six scores and caught eight passes for 151 yards for an 18.9 average with a pair of touchdowns as a senior. Scored on long touchdown receptions covering 46 yards vs. Arkansas State and 23 yards vs. Navy. Opened holes for Tomlinson to become one of only two players (Ricky Williams at Texas) in college football history to rush for more than 2,000 yards in a season and 5,000 yards for a career as he racked up 2,158 and 5,263 yards (6th best ever in NCAA history), respectively. Tomlinson was a Heisman Trophy finalist in 2001 and Doak Walker award winner (as the nation's top back) as he led the country in rushing with those 2,158 yards to go along with 22 touchdowns, both single-season TCU records. As a junior, Layne bulldozed holes for Tomlinson to gain 1,850 yards, including an NCAA single-game record of 406 yards with six touchdowns scored vs. UTEP.

Personal: Married (Blythe). Lettered in football at Alvin (TX) H.S. as a senior and at Sweeny (TX) High as a junior as a tailback and inside linebacker. Averaged over seven yards a carry as a runner and recorded 208 tackles with nine sacks and three interceptions on defense as a prep. His father, George, was a quarterback at TCU in 1976. Born October 9, 1978 in Alvin, Texas.

Layne's Best Games

Year	Team	GP/GS	Rush	Yards	Avg.	LG	TD	SpTms
2000	Atl	2/0	0	0	0.0	0	0	0



KEITH LYLE

SAFETY

6-2 • 210

9th season • Virginia

Born 4-17-72 • Falls Church, VA

Acq: UFA, '02



ATLANTA FALCONS

Transaction: Originally a third round (74th pick overall) draft choice by St. Louis in 1994. Signed by Washington as an unrestricted free agent from St. Louis on August 22, 2001. Signed by Atlanta as a free agent on April 8, 2002.

NFL: Intelligent player who has served as the signal-caller of the secondary...Solid hitter and veteran of 121 NFL games with 89 starts...Played seven productive years with the Rams (1994-2000) that included five 100+ tackle seasons and a Super Bowl (XXXIV) win over Tennessee in 2000...Led NFC and tied for NFL lead with nine interceptions in 1996...Back-to-back seasons of nine interceptions and eight interceptions in 1996 and 1997...Selected as a first alternate to the 2000 Pro Bowl...Spent last season in Washington.

2001: Played in 16 games in Washington as as reserve in the secondary and ended up with 25 tackles, one sack and one pass defended...Registered a season-high seven tackles with one sack at New York Giants (10/7). Dropped QB Kerry Collins for a sack of a loss of 10 yards...Amassed two tackles at Dallas (10/15)...In the rematch with New York (10/28) had one tackle, one interception, one pass defended and one special teams tackle...At Arizona (12/9) totaled three tackles and managed a tackle apiece in the final two games at New Orleans (12/30) and vs. Arizona (1/6).

2000: Finished with 115 tackles to finish second on the Rams defense in starting all 16 games...Added one interception, four passes defended and a forced fumble...At Seattle (9/10) made a season-high 10 stops on defense (five solo) and had one interception with two passes defended. Interception came on last play of first half when Seattle QB Jon Kitna threw a Hail Mary pass that Lyle caught and returned nine yards...Tallied four tackles (two solo) and scored first NFL touchdown in third quarter at Atlanta (9/24) when LB Mike Jones forced Atlanta RB Jamal Anderson to fumble at the Rams' six-yard line. He returned fumble recovery 94 yards for touchdown for his first career fumble recovery...At Kansas City (10/22) started at free safety for 80th time in NFL career and had a team- high 10 tackles (five solo)...Played in his 100th NFL game at New York Giants (11/12) and made five tackles and recorded a forced fumble. Stripped ball away from Giants WR Amani Toomer in first quarter and the ball was picked up by Rams CB Dexter McCleon and returned to New York one-yard line, which set up Rams' first score. Gained four rushing yards helped set up Rams' third touchdown on fake field goal. Took snap from TE Jeff Robinson on 4-2 and gained four yards for first down...Finished tied for team lead with a season-high 12 tackles (10 solo) vs. Washington (11/20)...Collected nine tackles (five solo) at Carolina (12/3)...Led the Rams' secondary with nine tackles in NFC Wild Card game at New Orleans (12/24).

1999: Started nine regular season games and one playoff contest...Finished regular season with 40 tackles, one sack, two interceptions and two passes defended...Selected as first alternate for Pro Bowl...Recorded four tackles (two solo), one interception and one pass defended in season opener vs. Baltimore (9/12)...Collected five tackles (one solo) and made second interception of season at Cincinnati (10/3)...Posted season high seven tackles (four solo) vs. S.F. (10/10)...Broke streak of 73 consecutive games starting at free safety after suffering shoulder injury vs. Carolina

FALCON NOTES...

*-While a member of the St. Louis Rams, was host of Rams' Bowl-a-RAM-a fundraiser to benefit Epilepsy Foundation from 1998-2000. Also made donations based on performances to benefit literacy programs (1998-2000).
-Was the Rams' United Way spokesperson in 1998.*

(11/14)...Inactive for final seven games of regular season and first playoff contest...Recorded two tackles (both solo) in NFC Championship game vs. Tampa Bay (1/23) in first action since November...Started at free safety and assisted on one tackle in Super Bowl.

1998: Started all 16 games at free safety...Collected 109 tackles, along with one sack, three interceptions, 14 passes defended and seven special teams tackles...Participated in 98% of the plays on defense (988 of possible 1,004), second highest on team...Tied for team lead with 10 tackles and one pass defended as the secondary limited the Bills to two second-half passing first downs at Buffalo (9/20)...Sealed Rams victory with fourth-quarter interception on the Rams three-yard line, in addition to seven tackles at Chicago (11/8)...Led the team with 13 tackles at Philadelphia (12/3).

1997: Finished second on team in interceptions (eight) and tackles (114) and third in passes defended (13) in addition to recording two sacks and one forced fumble...Eight interceptions placed second in the NFL, tied with Nate McMillian of Kansas City and Darryl Williams of Seattle...Was most outstanding defensive player as selected by coaches...The Rams owned 5-1 record in games Lyle had an interception...Had season-high two interceptions, five tackles and two passes defended vs. New Orleans (8/31)...Registered seven tackles and one sack while recording 300th career tackle at Atlanta (11/2)...Team-high eight tackles and tied season-best with two interceptions at Carolina (12/20)

1996: Led NFC and tied with Denver's Tyrone Braxton for NFL lead with nine interceptions...Led league in interception return yards with 152...Nine thefts were most by Ram since 1976 when Monte Jackson led league with 10...Defended 13 passes and became first Rams' defensive back since Nolan Cromwell (1980-81) to record 100 tackles in consecutive seasons by ending season with career-high 118 tackles to lead Rams defensive backs and rank third on club...First multi-interception game of NFL career in Jacksonville (10/19)...Named NFC Defensive Player of the Month for October...Posted career-high 16 tackles at Pittsburgh (11/3)...Became first Ram to record three interceptions in one game since Pat Thomas in 1979 when he picked off three Bobby Hebert passes, including one on last play of game to preserve Rams' victory over Atlanta (12/15).

1995: Ended season ranked third on team with career-high 101 tackles and tied for third on club with three interceptions...Intercepted first pass of season in first NFL start in Rams' season opening win at Green Bay (9/3)...Sealed Rams' victory with four-yard run on fake punt with 2:27 left to play vs. New Orleans (9/10)...Recorded career-high 12 solo tackles at New Orleans (11/6).

1994: Named to the All-Rookie Team by Pro Football Weekly...Played in 16 games...Impact player on special teams coverage and nickel defense...Tied for second on club with two interceptions...Ended season with 15 tackles and six passes defended...Tied for third on club with 10 special teams tackles...Recorded first NFL career interception, stopping a Cardinal drive in fourth quarter in Rams' 14-12 victory vs. Arizona (9/4)...Recorded second career interception at Kansas City to halt Chief drive with three minutes left in Rams' 16-0 victory (9/25).

College: Finished four-year career at Virginia with 196 total tackles, 19 passes defended and 15 interceptions. Earned all-Atlantic Coast Conference honors as senior with career-best five interceptions and 63 total tackles (43 solo). Posted career-high 17 total stops and two interceptions vs. Virginia Tech as junior. Graduated with degree in psychology.

Personal: Single. Captain of Rams Reader Team literacy program during his time in St. Louis and was the club's 1998 Rams United Way spokesperson. Had an interception performance donation to benefit local literacy programs. Participated in St. Louis Children's Agenda Against Youth Violence Court TV Youth Forum. Part of the "Christmas with the Redskins" last year that sponsored gifts for the local underprivileged children. Born Keith Allen Lyle in Washington, D.C. Transferred to George C. Marshall High in Falls Church, Va., from Mendon High in New York following freshman year. Two-year starter at quarterback and defensive back and also ran track (400 meters), played basketball (23-pt. avg.) and baseball (CF and P). Father, Garry, played with Chicago Bears from 1968-74. Has held jobs as lifeguard and as intern at Xerox. Born on April 17, 1972 in Falls Church, Va.

Lyle's Career Statistics

Year	Team	GP/GS	Tckls	Solos	Sacks	Int	Yds	FF	FR	PD	SpTms
1994	Rams	16/0	15	13	0	2	1	0	0	6	10
1995	Rams	16/16	101	71	0	3	42	1	0	7	2
1996	Rams	16/16	118	68	0	9	152	0	0	13	0
1997	Rams	16/16	114	69	2	8	102	1	0	13	7
1998	Rams	16/16	109	71	1	3	20	0	0	14	7
1999	Rams	9/9	40	24	1	2	10	0	0	2	1
2000	Rams	16/16	81	68	0	1	9	1	0	4	2
2001	Wash	16/0	25	16	0	1	0	0	0	1	9
Totals:		121/89	603	400	4	29	336	3	0	60	38

Additional Stats: Rushing - 1995 (1 for 4 yards), 1996 (3 for 39 yards), 2001 (1 for 4 yards)

Lyle's Best Games

Tackles	Solos	Sacks	Interceptions
16 @ Pitt (11-2-96) 15 @ N.O. (11-5-95) 13 @ Phil (12-3-98) 13 @ Den (9-14-97) 12 vs. Was (11-20-00)	12 @ N.O. (11-5-95) 10 vs. Was (11-20-00) 9 @ Mia (10-18-99) 9 @ Den (9-14-97) 9 @ Pitt (11-3-96)	1 (5 times) last @ NYG (10-7-01)	3 vs. Atl (12-15-96) 2 vs. N.O. (8-31-97) 2 @ Car (12-20-97) 2 @ Jax (10-10-96)

Lyle's Postseason Statistics

Year	Team	GP/GS	Tckls	Solos	Sacks	Yds	Int	Yds	FF	FR	PD
1999	Rams	2/1	3	2	0	0	0	0	0	0	0
2000	Rams	1/0	4	2	0	0	0	0	0	0	0
Totals:		3/1	7	4	0	0	0	0	0	0	0

Lyle's Best Playoff Games

Tackles	Sacks	FF	Interceptions
4 @ N.O. (12-24-00) 2 vs. T.B. (1-23-00)	None	None	None



GERALD MCBURROWS



SAFETY

5-11 • 208

8th season • Kansas

Born 10-7-73 • Detroit, MI

Acq: UFA- STL (3-2-99)

22

ATLANTA FALCONS

Transactions: Originally a seventh round (214th pick overall) draft choice by St. Louis in 1995. Signed by Atlanta as an unrestricted free agent from St. Louis on March 2, 1999.

FALCON NOTES...

-played against current Pittsburgh Steelers running back Jerome Bettis in high school in the Detroit city championship. He helped Martin Luther King High defeat MacKenzie in the title game where Bettis was held to under 50 yards rushing.

NFL: Physical run defender and a reliable player on defense and special teams...Started the most games of his NFL career with eight at strong safety in 2001 following the release of SS Marty Carter...Capable of playing either safety position...Team leader in special teams tackles two straight seasons from 1999-2000.

2001: Started eight games at strong safety with the mid-week release of Marty Carter in Week 6 prior to the game at New Orleans (10/21)...Played in 14 total games and contributed 60 tackles with 43 solos and added one forced and recovered fumble, as well as nine special teams tackles...Missed two games at Carolina (11/25) and vs. St. Louis (12/2) due to a sprained knee suffered at Green Bay (11/18)...Replaced starting SS Marty Carter in nickel defense vs. S.F (10/14) and had three tackles...Started for first time all season with the release of Carter at New Orleans (10/21) and responded with 11 tackles, tied for second highest on the team with LB Mark Simoneau). It was also his third highest tackle total in a single game in his career. Part of an aggressive defense that limited New Orleans to just 130 total yards and three points in the second half. Helped to hold RB Ricky Williams, the NFC's second leading rusher at the time, to five yards on eight second-half carries. Limited the Saints to 63 rushing yards on 24 attempts for an average of just 2.6 yards per rush for the game. That was the lowest total since Atlanta held Carolina to a 1.5 average on 20 attempts for 30 yards in 2000...Collared nine stops vs. New England (11/4)...Started at Green Bay for the fourth straight game but was injured on Green Bay's first offensive play as he stuffed RB Ahman Green off right tackle for no gain as teammate Henri Crockett rolled into his knee. Diagnosed with a sprained right MCL and he did not return to the game...Sunday deactivation due to sprained right knee at Carolina (11/25) and vs. St. Louis (12/2)...Returned to action to start vs. New Orleans (12/9) and made five tackles...At Miami (12/30) did not start when the team opened with three cornerbacks and one safety. Totaled seven tackles, second highest on the team, with one forced fumble and one recovered fumble. Part of a defense that held Miami to season-lows of 226 total yards, 12 first downs and 50 yards rushing. With Miami facing a 3-6 from the Atlanta 37-yard line on the second play of the fourth quarter, he delivered a devastating hit on WR James McNight after a 17-yard catch that caused a fumble and he picked up the loose ball and gained 15 yards to the Atlanta 34-yard line to thwart a potential scoring drive...Finished with a team-high 11 tackles in season finale at St. Louis (1/6) and also led the special teams with two tackles.

2000: Played in all 16 games and started three contests in nickel defense and one game at free safety for a total of four starts...Amassed 52 tackles with 34 solo stops...Registered a career-best two sacks and two fumble recoveries, to tie for the top spot on club charts...Led the special teams with 11 tackles with a team-best nine solo stops...Replaced starter Ronnie Bradford at free safety vs. St. Louis (9/24) when Bradford was felled with an abdominal muscle injury in third quarter and remained there for rest of game, finishing with three tackles...Made his first start of season in place of the injured Bradford who was limited a week

later at Philadelphia (10/1) at free safety and registered six tackles and a sack of QB Donovan McNabb. Made a one-on-one tackle on WR Charles Johnson to hold him to a one-yard gain in first quarter...Started again at St. Louis (10/15) when Atlanta opened in nickel defense because of potent Rams offense. Finished with six tackles, one sack and a QB pressure. Missed an open field tackle on Tony Horne's 103-yard kickoff return touchdown. Sacked QB Kurt Warner by grabbing him from behind on a blitz at end of first half to force a 4-20...Played in nickel and dime packages vs. Carolina (10/29) and made key tackle on special teams. After Atlanta had taken the lead, he stopped the dangerous Michael Bates on a kickoff return for a gain of just 16 yards to Carolina 19 with 2:44 remaining...At Detroit (11/12), helped shut down the NFL's leading punt returner, Desmond Howard, to just 13 yards on three returns with five forced fair catches on special teams...Recovered a fumble at S.F. (11/19) after CB Elijah Williams stripped WR Tai Streets of the ball at the S.F. 25-yard line...Played a reserve role in nickel and dime packages at Oakland (11/26) and ended up with five tackles. Part of a defense that went 25 straight possessions without allowing a touchdown until streak was stopped on Oakland's third possession...Received starting nod in nickel defense vs. Seattle (12/3) and at New Orleans (12/17) and added five and six tackles, respectively.

1999: Enjoyed second-best season of career, finishing with 56 tackles, tied for 10th on team, in 16 games...Also started the second-most games in career with four...Added a personal-best two interceptions, a fumble recovery, three passes defended, a sack, and a QB pressure to his totals...Ended up tied for top spot on the team in special teams tackles with 10...Lined up in dime packages and on special teams for first four games of season...Clinched Atlanta's first victory of season with game-ending sack of QB Billy Joe Tolleriver at New Orleans (10/10) on safety blitz in more expanded role on defense...Playing in nickel defense vs. Carolina (10/31) secured a 27-20 win with a game-ending interception of QB Steve Beuerlein and also added two tackles...Made three tackles on defense vs. Jacksonville (11/7)...Filled in for an injured Marty Carter (sprained knee) in second quarter at Carolina (11/28) and finished with a career-high 13 tackles. Called for consecutive pass interference calls on Carolina's final drive of half. Carolina scored a touchdown for a 20-14 halftime lead...Started for first time as a Falcon vs. New Orleans (12/5) when Carter (knee) was lost for season and responded with six tackles and a QB pressure. Nailed Wilmont Perry for a one-yard loss with 2:00 left in first half...Started for second straight week at San Francisco (12/12) and amassed 10 tackles and a pass defended...Totaled a team-high nine tackles with one interception vs. Arizona (12/26). Picked off a QB Jake Plummer pass and ran it back 23 yards to Arizona 28 with :33 left. Atlanta kicked a 24-yard field goal with :04 left as a result. Established a career-best with his second interception of season. Named overall MVP by coaches along with FB Bob Christian...Did not start when Atlanta opened in nickel defense against San Francisco (1/3/00). Recovered a QB Jeff Garcia fumble in second quarter. Finished season on high note with seven tackles.

1998: Saw action in the first ten games of the season for the Rams before being placed on the injured reserve list on November 17 with a knee injury...He finished the season with six total tackles (3 solos) and one pass defended...Also added ten special teams tackles.

1997: Played in eight games with three starting assignments. Made starts vs. New Orleans (8/31), vs. San Francisco (9/7) and at Denver (9/14) in place of starter Toby Wright who was out with an injury...Finished with 24 total tackles (16 solo) and one forced fumble...Had a season-high of eight total tackles at Denver (9/14)...Placed on injured reserve on October 29 with a knee injury suffered vs. Kansas City (10/26).

1996: Played in 16 games and started seven...Registered a career-high 70 tackles (48 solo) with one interception and five passes defended...Also added five special teams tackles.

1995: Played in 14 games and started three as an extra defensive back...Led all reserves with 32 total tackles (26 solos)...Was the team leader in special teams tackles with 25...Also added one sack and five passes defended.

College: Three-year starter at Kansas. Played corner first three seasons before moving to strong safety prior to senior season. Started 34 consecutive games for the Jayhawks. Ended collegiate career ranked fourth all-time with 232 tackles (161 solo), including five for losses. Recorded three interceptions, 22 pass breakups and forced four fumbles. Finished senior season with a career-high 74 tackles and played in the Blue-Gray All-Star game. Was a social welfare major.

Personal: Single. Lettered in football and track at Martin Luther King high in Detroit, Michigan. Earned all-league honors as a senior. Led team with 77 tackles. Qualified for honors math program. Born Gerald Lance McBurrows on October 7, 1973 in Detroit, Michigan.

McBurrows' Career Statistics

Year	Team	GP/GS	Tckls	Solos	Sacks	Yds	Int	Yds	FF	FR	PD
1995	Rams	14/3	32	26	1.0	6	0	0	0	0	5
1996	Rams	16/7	70	48	0.0	0	1	3	0	0	5
1997	Rams	8/3	24	16	0.0	0	0	0	1	0	0
1998	Rams	10/0	6	3	0.0	0	0	0	0	0	1
1999	Atl	16/4	56	26	1.0	14	2	64	0	1	3
2000	Atl	16/4	52	34	2.0	10	0	0	0	2	1
2001	Atl	14/8	60	43	0.0	0	0	0	1	1	0
Totals:		94/29	300	196	4.0	30	3	67	2	4	15

McBurrows' Best Games

Tackles	Solos	Sacks	Interceptions
13 @ Car (11-28-99)	9 @ Pitt (11-3-96)	1 @ N.O. (10-10-99)	1 (Three times)
12 vs. Atl (11-10-96)	7 @ StL (1-6-02)	1 @ Phil (10-1-00)	Last time vs. Ari
11 @ StL (1-6-02)	7 vs. N.E. (11-4-01)	1 @ StL (10-15-00)	(12-26-99)
11 @ N.O. (10-21-01)	7 @ N.O. (10-21-01)		
10 @ S.F. (12-12-99)			



ATLANTA
FALCONS



TODD McCLURE



CENTER

6-1 • 286

4th season • LSU

Born 2-16-77 • Baton Rouge, LA

Acq: D7 '99 (237th)

ATLANTA FALCONS

Transactions: Originally a seventh round, the first of two seventh round selections (237th pick overall), draft choice by Atlanta in 1999.

NFL: Earned starting center position in 15 games in third NFL season in 2001...Rebounded from rookie season that was cut short due to season-ending knee injury suffered in training camp to start seven of 10 games played on a revamped line in 2000.

FALCON NOTES...

-Has served an internship the past three years coaching football (offensive line) at Collins High School in Atlanta. The internship is through the NFL Youth Foundation Football Program.

2001: Started all 15 games played at center, missing the season finale at St. Louis (1/6) due to a foot injury suffered at Miami (12/30). It was the most starts in a season of his career after starting seven games in 2000...At S.F. (9/9) started for first time on opening day and helped open holes for RB Jamal Anderson's 86 rushing yards and 134 total rushing yards on the day...Paved the way for RB Jamal Anderson's 98 rushing yards, 121 overall rushing yards, and 377 total yards with 24 points scored vs. Carolina (9/23). Atlanta converted eight of 11 third downs and gained over 100 yards rushing for the second straight game...Opened holes for RB Maurice Smith's 70 rushing yards and for QB Chris Chandler's 286 yards passing with three touchdowns as the offense managed 379 total yards and 34 points at Arizona (9/30)...Vs. S.F. (10/14) offense scored 20 of 31 points in the first half and totaled 342 yards worth of offense in the game. Offense averaged 4.1 yards per rush and 187 yards passing with 20 points scored...At New Orleans (10/21) aided the offense as the unit averaged 4.1 yards per rush and 187 yards passing with 20 points scored. Helped pave the way for RB Maurice Smith's 83 yards rushing...Opened holes for RB Maurice Smith's career-high 148 yards rushing vs. Dallas (11/11), which was the club's most rushing yards since RB Jamal Anderson also had 148 at New Orleans (12/13/98). Team totaled a season-high 155 rushing yards...Helped offense manage 25 first downs, 417 total yards and 335 net passing yards at Green Bay (11/18). It was the most total yards in three years since amassing 504 yards at New Orleans (12/13/98) and it was the first time the Falcons have had at least 400 yards in total offense in a game since gaining 434 vs. St. Louis (11/1/98)...Against Buffalo (12/23) helped the offense to a season-high 489 total yards...Started at center at Miami (12/30) but had to leave the game at the end of the first half with a foot injury. Incurred the injury on the second to last series in the second quarter with :46 remaining on a QB Michael Vick sack and subsequent lost fumble. Did not return to action...Sunday deactivation at St. Louis (1/6) due to foot injury suffered the previous week at Miami (12/30).

2000: Took over as starter at center for Calvin Collins, who moved to left guard, in the ninth week of the season vs. Carolina (10/29)...Started the next seven straight contests before sitting out the season-finale vs. Kansas City (12/24) due to strained right calf...Dressed but not play in the first five games...Saw first action as a pro in a special teams role vs. New York Giants (10/8)...Logged first action ever as a pro on the line at St. Louis (10/15)...Vs. New Orleans (10/22), came in on the second play from scrimmage at center, replacing Calvin Collins, who moved to right guard in place of Chris Banks...Saw his most extensive time of pro career and graded out the second-best offensive lineman by Falcon coaches. Helped offense score 19 points and rush for 75 yards against the NFL's #1 ranked defense...Started

for first time in pro career at center the following week vs. Carolina (10/29). Paved the way for RB Jamal Anderson's 90 rushing yards with one touchdown and WR Terance Mathis' seven receptions for 89 yards. Offense totaled some impressive fourth quarter numbers to claim the 15-10 victory. The unit converted three of five third downs and scored 10 points in crucial final period, while maintaining a 10:38 to 4:22 time of possession advantage. Singled-out by coaches for outstanding play for second straight week by being named co-offensive player of the week along with Mathis...Opened holes from his center position for RB Jamal Anderson to enjoy his first 100-yard rushing day of the season and first since vs. Miami (12/27/98) with a season-high 119 yards on the ground at Detroit (11/22)...Vs. Seattle (12/3), unit managed 301 yards worth of offense for best output since season-opener vs. S.F. (9/3) but also surrendered four sacks, resulting in two fumbles...Forced to leave the game at New Orleans (12/17) in second quarter due to a strained right calf

1999: Suffered a torn anterior cruciate ligament in his right knee during practice on the second day of camp on July 30. Underwent reconstructive surgery on August 12th.

College: Consensus All-SEC first-team choice as a senior and junior. Boasted 185 knock-down blocks in his four-year career. Started every game and registered 62 knockdowns and graded out 83.2% for an offense that averaged 384.6 yards per game as a senior. Recorded seven knockdown blocks, including one that gave QB Herb Tyler time to lob an eight-yard scoring pass to tailback Rondell Mealey against Mississippi State. Chosen to All-SEC first-team as a junior. Started 10 games, graded out 84.8% and collected 68 knock-downs for an offense that totaled 4,517 yards. Posted a career-best 14 knockdown blocks with three touchdown-resulting blocks by Kevin Faulk as team generated 440 yards versus Texas-El Paso. Started every game, leading the front wall with an 83.7% grade for blocking consistency, as a sophomore. Amassed 49 knockdowns for the Tigers as they totaled an SEC-high 2,322 yards on the ground in 1996. In 1995, he served as a reserve center until taking over for an injured Marcus Carmouche in the final three games of his freshman campaign. Had six knockdowns in his first career start as Tigers rolled up 326 rushing yards, the most yards on the ground in a game by an LSU team in eight seasons vs. Mississippi.

Personal: Married (Heidi), with one son, Maverick (7/12/01). Business major at LSU. Brother, Trey, was a member of LSU's College World Series baseball team in 1997.

McClure's Career Games Played/Started

Career Totals: 25/22

Regular Season: 2001 (Atl 15/15), 2000 (Atl 10/7), 1999 (Atl - Injured Reserve)



QUENTIN McCORD



WIDE RECEIVER

5-10 • 188

2nd season • Kentucky

Born 6-26-78 • LaGrange, GA

Acq: D7 '01

ATLANTA FALCONS

Transactions: Originally a seventh round, the third of three seventh round selections (236th pick overall), draft choice by Atlanta in 2001.

NFL: Quick, fleet-footed receiver...Learned how to play the position as a rookie through the daily veteran presence of the likes of Terance Mathis, Tony Martin and Shawn Jefferson...Looking to have a more prominent role in 2002 after playing in seven games as a reserve last season.

FALCON NOTES...

-Serves as an instructor at a football camp over the summer.

-Donated an entire Thanksgiving dinner to a family in 2001.

2001: Played in seven games and was deactivated for the other nine contests...Caught three passes for 53 yards for a 17.7 average with a long of 26...Rushed two times (on reverses) for 11 yards and ran back two kickoffs for 39 yards...Active for first time all season at Arizona (9/30) due to injury to starter Tony Martin (broken clavicle) and played in the fourth quarter...Played extensively as a wide receiver in the second half for the first time in his career vs. Chicago (10/7) when starter Shawn Jefferson was felled with a back injury and responded with his first pro catches with a career-high three receptions for 53 yards. Caught his first pro pass on a 23 yard toss from QB Michael Vick for a first down to the Atlanta 47 yard line late in the fourth quarter. On next play, he hauled in a four-yarder from Vick. The drive led to the club's only points of the game on a 44 yard field goal...The following week vs. S.F. (10/14) performed in place of injured starter Shawn Jefferson (toe) in the third and early fourth quarter but did not record a catch...Performed on special teams at New Orleans (10/21)...At Indianapolis (12/16) was active for the first time in six weeks to help on special teams due to a right ankle sprain of CB Elijah Williams that happened during the week of practice that forced him to be inactive. Played on special teams where he returned one fourth quarter kickoff for 16 yards...Active for the second straight week vs. Buffalo (12/23) and opened holes for PR Darrien Gordon. In the second quarter on a Gordon return, he leveled DB Pierson Prioleau with a devastating hit...At St. Louis (1/6) in the season finale, rushed two times on reverses for 11 yards.

College: Four-year letterwinner at Kentucky. Caught 112 passes for 1,743 yards with 15 touchdowns and a long catch of 80 yards in 39 career games. Rushed eight times for 160 yards with one score. Second on the Wildcats in receiving with 45 catches for 799 yards for a 17.8 average with six touchdowns and a long of 75 yards as a senior. Hauled in 37 passes for 435 yards and three scores as a sophomore. Was the first true freshman to start a Kentucky season opener since RB Damon Hood in 1991.

Personal: Single. Provided catered food and spent time with kids from The Young Adult Guidance Center in downtown Atlanta last year during the Thanksgiving Holiday. Georgia product from LaGrange who was named the Troup County Player of the Year as a senior. Member of LaGrange's "Athletes in Action" community service group. An honorable mention all-state mention as both a wide out and defensive back. Two-year starter who returned a kickoff and punt return for touchdowns as a prep. Also competed in the 100-meter dash, long jump and triple jump (2nd in the state) for the school's track team. Born June 26, 1978 in LaGrange, Georgia.

McCord's Career Statistics

Year	Team	GP/GS	Rec.	Yds.	Avg.	Long	TD	SpTms	Tkls
2001	Atl	7/0	3	53	17.7	26	0		2

Additional Stats: 2 rushes for 11 yards, 2 kickoffs for 39 yards

McCord's Best Games

Receptions	Yards	Touchdowns	Rushes/Yards
3 vs. Chi (10-7-01)	53 vs. Chi (10-7-01)	None	2 for 11 yards @ StL. (1-6-02)





TRAVIS McGRIFF



WIDE RECEIVER

5-8 • 185

4th season • Florida

Born 6-24-76 • Gainesville, FL

Acq: FA '02

ATLANTA FALCONS

Transactions: Originally a third round (93rd pick overall) draft choice by Denver in 1999. Waived by Denver on October, 23, 2001. Signed by Atlanta as a free agent on January 15, 2002.

NFL: Veteran of 34 games with Denver from 1999-2001...Has experience as a punt returner... Speedy, quick player will compete for 3rd and 4th wide out spot in Atlanta.

2001: Played in five of Denver's first six games but did not record any catches or returns before being released on October 23.

2000: Saw action as a reserve in 15 games and caught two passes for 51 yards (25.5 avg.) with one touchdown and a long of 43t...His 43 yard reception went for a touchdown vs. New England (10/1) for his first NFL score...Caught an eight-yarder at Jets (11/5)...Also contributed a special teams tackle on the year...Played a reserve role in the AFC Wild Card game at Baltimore (12/31), catching one pass for six yards.

1999: Played in 14 games, including action on offense in each of the last 13 contests and finished with three receptions for 37 yards with a long of 15...Handled the punt return chores vs. Green Bay (10/17) in place of an injured Chris Watson (ankle) and fielded six punts for 44 yards for an average of 7.3 and a long return of 20 yards...Added one more punt return for six yards vs. Oakland (11/22)...Hauled in his first NFL reception vs. Minnesota (10/31) for a gain of 15 yards and followed it up with a nine yard catch vs. Oakland (11/22)...Closed out his rookie year with one catch for 13 yards vs. San Diego (1/2).

College: Finished his career at Florida ranked 12th all-time with 123 receptions. Named to the All-SEC first-team as a senior and was one of 10 semifinalists for the Fred Biletnikoff Award given to the nation's top receiver. Led the team with a career-high 70 receptions for a school-record 1,357 yards (19.4 avg.) and 10 touchdowns. Totaled 2,057 yards on those 123 career catches and scored 14 times.

Personal: Married (Danielle). A third-team All-America, playing quarterback and cornerback, at P.K. Yonge High School in Gainesville, Fla. Completed 71 of 111 passes (63.9%) for 1,173 yards and 14 touchdowns, while rushing for 298 yards with six more scores as a senior. He also added 45 tackles with five interceptions on defense. His father, Lee, was an All-SEC receiver at Florida in 1974 and also served as an assistant coach and Gators' color analyst. His grandfather, Jack, excelled in track and field while cousins, Perry (football and baseball in 1950's) and Mark (football from 1986-88) were also standouts at the school. Born June 24, 1976 in Gainesville, Florida.

FALCON NOTES...

- Travis' family has a long history with University of Florida athletics. His father, Lee, was an All-SEC receiver for Florida in 1974 and served as an assistant coach (1980-83) before becoming the Gators' color analyst. His grandfather, Jack, excelled in track and field, his cousin, Perry, played football for the Gators in the 1950s and another cousin, Mark, played football from 1986-88.

McGriff's Career Statistics

Year	Team	GP/GS	Rec.	Yards	Avg.	LG	TD	PR	Yds.	Avg	TD	SpTms
1999	Den	14/0	3	37	12.3	15	0	7	50	7.1	0	0
2000	Den	15/0	2	51	25.5	43t	1	0	0	0.0	0	1
2001	Den	5/0	0	0	0.0	0	0	0	0	0.0	0	0
Totals		34/0	5	88	17.6	43t	1	7	50	0.0	0	1

McGriff's Postseason Statistics

Year	Team	GP/GS	Rec.	Yards	Avg.	LG	TD	PR	Yds.	Avg	LG	TD	SpTm
2000	Den	1/0	1	6	6.0	6	0	0	0	0.0	0	0	0
Totals		1/0	1	6	6.0	6	0	0	0	0.0	0	0	0

McGriff's Best Games

Receptions	Yards	Long	TD's
1 (5 times) last @ NYJ (11-5-00)	43 vs. N.E. (10-1-00) 15 vs. Min (10-31-99) 13 vs. S.D. (1-2-01) 9 vs. Oak (11-22-99)	43t vs. N.E. (10-1-00) 15 vs. Min (10-31-99) 13 vs. S.D. (1-2-01) 9 vs. Oak (11-22-99)	1 vs. N.E. (10-1-00)



BRANDON MILLER



96

NOSE TACKLE

6-0 • 299

2nd season • Georgia

Born 11-27-75 • Greensboro, GA

Acq: FA '01



ATLANTA FALCONS

Transactions: Originally signed by Indianapolis as a free agent on April 28, 2000. Waived by Indianapolis on September 4, 2001. Signed by Atlanta as a free agent on January 9, 2002.

FALCON NOTES...

-As a member of the Georgia Bulldogs, played in the first major sporting event of the 21st century, the 2000 Outback Bowl.

NFL: One of the Falcons' allocations to NFL Europe this spring where he played for the Rhein Fire. Made roster as a rookie with Indianapolis in 2000.

2001: Waived at the end of training camp by the Indianapolis Colts and was out of football for the rest of the season.

2000: Dressed for two games as a rookie for the Colts but did not see any action...Placed on the club's deactivation list for Weeks 1-7 and Weeks 10-16.

College: Totaled 76 tackles (44 solos), including 12 tackles for loss, 5.5 sacks 18 QB pressures and one forced fumble for the University of Georgia. Made 16 tackles with one sack as a senior and 26 tackles with 2.5 sacks as a junior. Collected a season-high seven tackles and one sack vs. rival Tennessee. In the Peach Bowl played at the Georgia Dome during his junior campaign, he recorded two tackles with two sacks against Virginia and current Falcons teammate Patrick Kerney.

Personal: Single. Born Brandon Raymond Miller in Greensboro, Ga. Attended Greentaliaferro High School and was an All-State Class AA first-team member. As a senior, he registered 113 tackles to close out his prep career on a high note. Also lettered in basketball

Millers' Career Statistics

Year	Team	GP/GS	Tkls	Solo	Sacks	FF	FR	SpTms
2000	Ind	0/0	0	0	0	0	0	0
2001			Out of Football					
Totals		0/0	0	0	0	0	0	0



SHAWN MILLS



WIDE RECEIVER

6-1 • 184

1st season • Southern Miss

Born 2-10-77 • Enid, OK

Acq: FA '01

ATLANTA FALCONS

Transactions: Originally signed by Atlanta as a free agent on April 24, 2001. Waived by Atlanta on September 2, 2001. Signed by Atlanta to the practice squad on October 2, 2001. Signed by Atlanta from the practice squad to the 53-man roster on January 2, 2002.

FALCON NOTES...

- Is active in Atlanta community, speaking to junior high schools about leadership and teamwork. Also goes back and speaks to football team at old high school, Enid (Okla.) HS, during the offseason.

NFL: Showed promise during Falcons' training camp in 2001 after being signed as an undrafted free agent and continued to learn his craft on club's practice squad for most of his rookie season...Activated off the practice squad for the season-finale at St. Louis (1/6) after the release of WR Tony Martin...Looking to make more strides with a revamped wide receiver core in 2002.

2001: Waived at the end of training camp by the Falcons but was re-signed to the club's practice squad in early October...Signed off the practice squad on January 2, 2002 when Tony Martin was released...Listed as a Sunday deactivation for the season-finale at St. Louis (1/6).

College: Led the Golden Eagles of Southern Miss as a senior with 55 receptions for 713 yards with five touchdowns. Averaged 13.0 yards per catch and had a long catch of 63 yards to finish sixth in the competitive Conference USA in receptions per game and was fifth in receiving yards a contest. Turned in his best performance in his final season with a seven catch, 151 yard day vs. Tulane. Closed out his career with a total of 78 receptions for 962 yards and five scores. Ranked in the nation as a junior in punt returns with an average of 14.5 per return. Came to Southern Miss after a stint at famed Northeast Oklahoma A&M junior college, where he helped the school to a Conference championship in the SWJC as a sophomore.

Personal: Single. Crowned the 200 meter state track champion at Enid (Oklahoma) High School and was an All-Conference selection in football. Born February 10, 1977 in Enid, Mississippi.

Mills' Career Statistics

Year	Team	GP/GS	Rec.	Yards	Avg.	LG	TD	SpTms
2001	Atl	0/0	0	0	0.0	0	0	0



CHRIS MOHR

PUNTER
6-5 • 215
13th season • Alabama
Born 5-11-66 • Atlanta, GA
Acq: FA '01



ATLANTA FALCONS

Transactions: Originally a sixth round (146th pick overall) draft choice by Tampa Bay in 1986. Waived by Tampa Bay on September 2, 1990. Signed by Buffalo as a free agent on June 6, 1991. Waived by Buffalo on February 22, 2001. Signed by Atlanta as a free agent on March 13, 2001.

FALCON NOTES...

*-played Augusta National when he was 16-years old and shot a 79
-from the same hometown as ex-Raider P Ray Guy*

NFL: Finished second in the NFC and third in the NFL in fewest yards allowed on punt returns with 130 in his first season in Atlanta last year...Buffalo Bills' all-time leader in just about all punting categories, including career yardage (31,240), career-(769) and single-season punts (101 in 1996), longest punt (80 yards in 1996) and most punts inside the 20 (188)...Member of three Super Bowl teams (XXVI, XXXVII, XXVIII) with the Bills...Led the NFL in forced fair catches and was second in fewest return yards (23) in 1995.

2001: Punted 69 times for 2,680 yards for a 38.8 average, a net of 36.1 in 16 games...Dropped 25 punts inside the 20 with a long of 55 yards...The 130 punt return yards allowed all season was second lowest in the NFC and third in the entire NFL...The 25 punts dropped inside the 20 were the second highest total in a single-season of his career and the most since 1996...Converted a successful fake punt (for the third time in his career) at Indianapolis (12/16) for a 42 yard gain...In the season opener at S.F (9/9) punted six times for 224 yards for a 37.3 average with three dropped inside the 20 and a 46 yard long. Surrendered no punt returns yards and forced two fair catches with high, directional kicks. Booted 43 and 40 yard punts in the first half...In the rematch vs. S.E (10/14) booted five punts for 216 yards for a 43.2 average with two inside the 20. Had his first punt returned of the season...At New Orleans (10/21) punted four times for 142 yards with a long of 42. Only one punt was returned for zero yards. On 4-4 from New Orleans 31-yard line, holder Mohr flipped the ball back to K Jay Feely on a fake field goal but the ball was behind him and he was stopped for a loss of two yards...Punted four times for 171 yards for a 42.8 average with a long of 50 and one punt dropped inside the 20 at tricky conditions at Green Bay (10/18). Booted a crucial 43 yard punt out of bounds negating a return at the two-minute warning to pin the Packers at their 24-yard line to force them to start their final drive deep in their own territory. Named special teams MVP by coaches...Booted nine punts for 321 yards at Carolina (11/25) with one dropped inside the 20 and a 54 yard long. His last punt went for 54 yards to pin Carolina back to its two-yard line with :35 left and no timeouts...Vs. New Orleans (12/9) punted five times for 257 yards for a season-high 51.4 average with one punt dropped inside the 20. Boomed kicks of 55, 54, 53 52, and 50 yards...Booted four punts for 169 yards and 42.3 average at Indianapolis (12/16). On 4-5 from their own 45-yard line at the beginning of the third quarter, Mohr threw FB Bob Christian a short pass in the right flat and he rambled to the Colts 27-yard line for a gain of 42 yards. It was the Falcons' first converted fake punt since P Scott Fulhage connected with TE Brad Beckman for a 12 yard gain vs. San Francisco on December 3, 1989. It was his third successful fake punt of his career (1 in 1997, 1 in 2000).

2000: Punted 95 times for 3,661 yards for a 38.5 average outdoors at Ralph Wilson Stadium for Bills with 19 punts dropped inside the 20 with a long of 57 yards...Punted nine times in the opener vs. Tennessee (9/3) for a 41.7 average, including a long of 56...Booted seven punts for 260 yards (37.1 average) vs. Green Bay (9/10) with two punts downed inside the 20, including one punt at the four-yard line...Posted an average of 42.7 on six punts at Miami (10/8) and dropped a pair inside the 20...Punted a season-high 10 times vs. San Diego (10/15) for a 43.2 average and also managed to place four punts inside the 20...Punted four times vs. Minnesota (10/22) for a 40.3 average...Boasted a season-high average of 49.3 on three punts vs. New York Jets (10/29)...Completed a 44-yard pass to Daryl Porter on 4th down as the Bills ran a fake punt at Kansas City (11/19)...Had a season-best 57-yarder at Tampa Bay (11/26)...Had a punt blocked in the third quarter at Indianapolis (12/11) to snap a string of 229 consecutive punts without a block. The last previous time he had a punt blocked was at Green Bay (12/20/97).

1999: Punted 73 times for 2,840 yards for a 38.9 average and 20 punts dropped inside the 20...Averaged 43.0 vs. New York Jets (9/19) on three punts with two of those inside the 20...Booted four punts for 165 yards and a 41.3 average in a 24-21 win vs. Pittsburgh (10/10)...In windy conditions vs. Miami (11/14) had an excellent day with four punts for a 37.5 average, two of which pinned the Dolphins inside the five-yard line...Tied a franchise playoff record with eight punts in a Wild Card game at Tennessee (1/8).

1998: Handled the punting chores for eighth straight season to enjoy the longest tenure of any punter in team history...Moved past Paul Maguire (1964-70) and into first place on the Bills' all-time list in career punts and punting yardage...Appeared in 16 games to give him 143 games played and 127 with Buffalo...Punted 69 times, his lowest season total since 67 in 1994...Managed to drop 18 of those 69 punts inside the 20...Averaged 41.8 yards per punt.

1997: Landed 24 punts inside the 20, giving him 20+ in each of the past three seasons...His 90 punts for 3,764 yards were the second-highest totals of his career...Set-up game-winning safety vs. Detroit when he nailed a punt at the one-yard line with under three minutes to play...Received a game ball vs. Miami (11/2) when his six punts for 242 yards were returned for just 14 yards and three were downed inside the 20...Recorded his 500th punt as a Bill at Miami (11/17)...Hit two punts inside the 20 vs. Jacksonville (12/14) to pass Paul Maguire for club record in that category...Had punt blocked for first time as a Bill in third quarter of season finale at Green Bay (12/20). Also, completed a 29-yard pass to TE Lonnie Johnson on a fake punt in the fourth quarter.

1996: Led the AFC with a career-high 27 punts inside the 20 and was second in the AFC with 25 forced fair catches...His 80-yard punt vs. Miami (10/13) was the NFL's longest of the year and was the longest in Bills history...Recorded 4,194 yards, a career single-season best...Set a personal-best with 11 punts vs. Indianapolis (10/6) and received a game ball from coaches as those 11 punts were only returned for just 26 yards...Punted five times vs. Kansas City (12/22) to give him 101 on the season to pass Paul Maguire's team record of 100 in 1968.

1995: Led the NFL in forced fair catches with 30 as 35% of his 86 punts were unreturnable...Had the second fewest punts returned in the NFL with 23...Had his first punt returned for a touchdown as a Bill when Derrick Alexander ran one back 69 yards for a score at Cleveland (10/2)...Boomed his longest punt of season, covering 60 yards vs. Atlanta (11/12).

1994: Punted 67 times for 2,799 yards for a 41.8 average and 13 punts inside the 20...Named AFC Special Teams Player of the Week when he tied a team record by placing five of six punts inside the 20 at New England (9/11)...Punted another season-high of seven times at Pittsburgh (11/14)...Recorded his season-best net average at 47.0 vs. Kansas City (10/30)...Awarded a game ball for his potentially game-saving tackle of returner Glyn Milburn on a punt return in a win vs. Denver (9/26).

1993: Boomed 74 punts for 2,991 yards for a 40.4 average...Dropped 19 punts inside the 20 to set a then-career-high...32% of his punts resulted in fair catches...Strong performance vs. Raiders (12/5) included four punts over five seconds of hang time.

1992: Set a career-best with a 42.2 average (60-2,531)...Forced 18 fair catches, more than doubling what Bills returners recorded...At S.F. (9/13) it marked the first time in NFL history that two punters (49er Klaus Wilmsmeyer) did not record a punt attempt in a game...Averaged 49.6 yards vs. Raiders (10/11).

1991: Edged incumbent Rick Tuten to claim the punting chores...Was the only punter in the AFC to have more fair catches than returns, which propelled the Bills to the NFL's number one ranking in punt coverage at 3.5 yards per return...Led the World League in its inaugural season in spring of 1991 with a 42.7 average as a member of the Montreal Machine...Selected to the 1991 All-World League team as a First Team Specialist.

1990: Knocked out of his job in Tampa Bay by Mark Royals and did not record punt the entire season.

1989: Named to consensus All-Rookie team for his 39.4 average for Tampa Bay Buccaneers...Posted a 40.6 average on nine punts at Minnesota (10/1)...Had season-best 45.6 average on six punts in rematch with Minnesota (11/12)...Became the first Tampa Bay non-kicker to score a PAT when he ran for one vs. Chicago (10/8) after taking a high snap as a holder.

College: Finished his career at Alabama as Crimson Tide's all-time leading punter with a school record 203 punts and 8,635 yards with a 42.5 average. Registered a school record 52.4 yard average vs. Auburn. Nailed a 73-yarder against Notre Dame to rank as the eighth longest kick in school annals.

Personal: Married (Kim) with three sons; Garrett (11/24/92), Harrison (1/9/96) and Colin Quinn (12/6/99). Donates \$200 per fair catch to Cerebral Palsy. Hails from Briarwood Academy in Warrenton, Ga. and Warren County and was a standout quarterback and punter. Rushed for over 1,000 yards and passed for 700 as a senior. Also earned prep honors in basketball, baseball and golf. From the same hometown as former Raider punter Ray Guy. Once played at the famed Augusta National as a 16-year old and shot a 79. Graduated with a degree in Criminal Justice and was a second team Academic All-SEC choice in his final season at Alabama. Donated \$200 for every forced fair catch to the "Chris Mohr's Fair Catch for Cerebral Palsy" program in Buffalo over the years. Honorary spokesperson for the NFL's Punt, Pass and Kick Competition in Western, N.Y. Hosts a yearly punting and kicking camp at Alabama in the spring. Born in Atlanta, Ga. on May 11, 1966.



Mohr's Career Statistics

Year	Team	GP/GS	No.	Yds.	Gross	TB	In20	LG	Blkd
1989	T.B.	16/0	84	3,311	39.4	3	10	48	2
1990				Did not play					
1991	Buff	16/0	54	2,085	38.6	4	12	58	0
1992	Buff	16/0	60	2,531	42.2	7	13	61	0
1993	Buff	16/0	74	2,991	40.4	4	19	58	0
1994	Buff	16/0	67	2,799	41.8	3	13	71	0
1995	Buff	16/0	86	3,473	40.4	7	23	60	0
1996	Buff	16/0	101	4,194	41.5	13	27	80	0
1997	Buff	16/0	90	3,764	41.8	6	24	59	1
1998	Buff	16/0	69	2,882	41.8	11	18	57	0
1999	Buff	16/0	73	2,840	38.9	7	20	60	0
2000	Buff	16/0	95	3,661	38.5	5	19	57	1
2001	Atl	16/0	69	2,680	38.8	3	25	55	0
Totals:		192/0	922	37,211	40.4	73	223	80	4

Mohr's Postseason Statistics

Year	Team	Opp	GP/GS	No.	Yds.	Gross	TB	In20	LG	Blkd
1991	Buff	K.C.	1/0	3	100	33.3	0	1	43	0
1991	Buff	Den	1/0	8	304	38.0	1	0	49	0
1991	Buff	SBXXVI	1/0	6	210	35.0	0	4	53	0
1992	Buff	Hou	1/0	2	70	35.0	0	1	35	0
1992	Buff	@ Pitt	1/0	4	169	42.3	0	0	48	0
1992	Buff	@ Mia	1/0	2	69	34.5	0	1	39	0
1992	Buff	SBXXVII	1/0	3	136	45.3	0	1	48	0
1993	Buff	Raid	1/0	3	109	36.3	0	0	39	0
1993	Buff	K.C.	1/0	4	133	33.2	0	2	41	0
1993	Buff	SBXXXVIII	1/0	5	188	37.6	0	1	52	0
1995	Buff	Mia	1/0	4	138	34.5	1	0	56	0
1995	Buff	@ Pitt	1/0	5	199	39.8	0	2	49	0
1996	Buff	Jax	1/0	5	216	43.2	0	1	53	0
1998	Buff	@ Mia	1/0	2	73	36.5	0	1	39	0
1999	Buff	@ Ten	1/0	8	308	38.5	0	2	46	0
Totals:			15/0	64	2,422	37.8	2	17	56	0

Mohr's Best Games

Most Punts in Game	Longest Punt	Punts Inside 20
11 vs. Ind (10-6-96)	80 vs. Mia 10-13-96)	5 @ NYG (9-1-96)

Mohr's Best Playoff Games

Most Punts in Game	Longest Punt	Punts Inside 20
8 @ Tenn (1-8-00) 8 vs. Den (1-12-92)	56 vs. Mia (12-3-95)	4 SBXXVI vs. Wash (1-26-92)

Honors

1994: AFC Special Teams Player of the Week (2)



RON MOORE



NOSE TACKLE

6-2 • 312

2nd season • Northwestern Okla. St.

Born 8-10-77 • Sanford, FL

Acq: FA '00

ATLANTA FALCONS

Transactions: Originally a seventh round (229th pick overall) draft choice by Green Bay in 2000. Waived by Green Bay on August 27, 2000. Signed by Dallas to practice squad on September 13, 2000. Waived by Dallas on September 26, 2000. Signed by Atlanta to practice squad on November 8, 2000. Waived by Atlanta on September 2, 2001. Signed by Atlanta to practice squad on September 11, 2001. Signed by Atlanta from the practice squad to the 53-man roster on November 27, 2001.

NFL: Strong, physical tackle...Spent camp time with Green Bay Packers and with the Dallas Cowboys' practice squad before landing with Atlanta's practice squad in 2000...Played in one game in 2001 after being activated in week 12.

2001: After being signed off the club's practice squad prior to St. Louis (12/2) game, he was active for one game...Suited up and played in his first NFL game in the season-finale at St. Louis (1/6) on special teams.

2000: Selected with Green Bay's second choice in seventh round of 2000 draft with a pick obtained from the Seattle Seahawks in exchange for WR Derrick Mayes...Gained experience with the Cowboys' practice squad prior to being signed to the Falcons' practice squad...Learned the rigors of defensive line play for final month and a half of season while watching the likes of veterans Travis Hall, Ed Jasper, Patrick Kerney, Brady Smith and Chuck Wiley.

College: Two-year starter at Northwestern Oklahoma State from 1998-99 after transferring from Hinds Community College (1996-97). Led the Rangers' defense to the NAIA National Championship his final season. Finished his 23 game career at NOSU with 99 tackles, including 15 sacks and 27 stops for loss and five fumble recoveries. Key member of defense that was ranked second in the nation in total defense as a senior. Played defensive end in 1998 and made 51 stops with a team-high nine sacks, including five sacks in one game vs. Quincy.

Personal: Married (Kellie). Four-time letterman in football and weightlifting at Seminole High School in Sanford, Fla. Played defensive line, linebacker, fullback and offensive guard as a prep. Uncle is WR Chris Sanders of the Tennessee Titans. Majored in physical therapy in college. Has two sons, Ronald, Jr. (4/6/94) and Ronnie (12/27/95). Born Ronald Demon Moore on August 10, 1977 in Sanford, Fla.

FALCON NOTES...

-surprised and shocked many Falcons teammates and coaches as the 6'2" 310-pounder performed a standing back-flip in a display of his athletic ability after one of the team's practices at Stanford University. The Falcons used Stanford's facilities during their weeklong west coast trip between back-to-back games at San Francisco and Oakland during the 2000 season.

Moore's Career Statistics

Year	Team	GP/GS	Tackles	Solos	Sacks	FF	FR	QB Press.
2001	Atl	1/0	0	0	0	0	0	0
Totals:		1/0	0	0	0	0	0	0



DALLAS NEIL



TIGHT END

6-1 • 235

2nd season • Montana

Born 9-30-76 • Great Falls, Mont.

Acq: FA '00

ATLANTA FALCONS

Transactions: Originally signed by Atlanta as a rookie free agent on April 28, 2000. Waived by Atlanta on September 2, 2001. Signed by Atlanta to practice squad on September 4, 2001.

FALCON NOTES...

-after completing his eligibility at Montana mailed a mannequin leg to the Washington Redskins and St. Louis Rams with an attached message "I'd give my left leg to play for you."

NFL: Tough-nosed, hard working player...Made the 53-man roster after versatile training camp as a rookie in 2000 that included some time as a punter...Originally Joined the Falcons as a punter/tight end...Spent 2001 on club's practice squad...Bulked up some 25 pounds during 2000 season and will continue to compete for time as H-back and tight end.

2001: Continued to learn as a member of the Falcons' practice squad for the entire season.

2000: Active for six games during rookie season and deactivated for the other 10 games...Performed on special teams and as a back-up tight end and H-back...Played on special teams and was in on one play in fourth quarter in a two tight end set at St. Louis (10/15)...Helped shut down the NFL's leading punt returner (at the time) in Desmond Howard at Detroit (11/12) as the Falcons' special teams allowed just 13 yards on three returns with five forced fair catches.

College: From his tight end position caught 14 passes for 183 yards with three touchdowns at Montana in 1999. Snared a career-best 23 passes for 245 yards and two touchdowns as a junior. Averaged 39.9 yards on 30 punts as a senior with a 65-yard long while dropping 13 punts inside the 20 yard line. An All-Big Sky academic team member in 1995, 1996, and 1998 with a 3.86 GPA.

Personal: Married (Jennifer). Earned seven letters with two coming in football, basketball and golf at Great Falls High School. Set a school-record by averaging 41.9 yards per punt and was the MVP of the 1995 Montana Shrine Game from his quarterback position. Named a first-team All-State punter and was honorable mention All-America by USA Today. Also an honorable mention All-State quarterback from 1993-1994. Pre-Med major at Montana.

Neil's Career Statistics

Year	Team	GP/GS	Rec.	Yds.	Avg.	Long	TD	SpTms Tkl's
2000	Atl	6/0	0	0	0.0	0	0	0
2001	Atl			Practice Squad				
Totals		6/0	0	0	0.0	0	0	0



MARENO PHILYAW



WIDE RECEIVER

6-2 • 208

1st season • Troy State

Born 12-19-77 • Atlanta, GA

Acq: D6 '00 (172nd)

ATLANTA FALCONS

Transactions: Originally a sixth round (172nd pick overall) draft choice by Atlanta in 2000. Waived by Atlanta on August 27, 2000. Signed by New Orleans to the practice squad on August 29, 2000. Waived by New Orleans on October 10, 2000. Signed by Atlanta to the practice squad on October 11, 2000. Signed by Atlanta to 53-man roster from the practice squad on December 15, 2000.

FALCON NOTES...

-Spends time talking to local kids during the offseason about how to accomplish their goals and dreams.

-Played along side his brother, David, for one season while at Troy State.

NFL: Big, rangy target...Spent most of his rookie experience on practice squads with the New Orleans Saints and Falcons...Allocated by Atlanta to NFL Europe's Barcelona Dragons in spring of 2001...Suffered a torn ACL to his left knee prior to the NFL Europe season and spent last season on the reserve/non-football injury list...Looking for a spot with the Falcons' competitive wide receiver position in 2002.

2001: Placed on Reserve/Non-Football Injury list on July 27, 2001 after suffering a knee injury while playing for NFL Europe and spent the season rehabilitating the knee.

2000: After being waived by the Falcons in training camp, he caught on with the New Orleans Saints practice squad until Week 6...The Falcons picked him up and he remained on their practice squad until prior to a rematch at New Orleans (12/17). Activated from practice squad due to season-ending ankle injury to WR Jammi German...Placed on the club's deactivation list for New Orleans (12/17) contest...Suited up and played in his first pro game on special teams vs. Kansas City (12/24) in season-finale but did not record a tackle.

College: All-Southland Football League first-team choice by SportsPage.com in a senior season in which he caught 32 passes for 632 yards (19.8 avg.) and four touchdowns. Gained 122 yards with three scores on nine carries (13.6 avg., and returned 16 kickoffs for 371 yards (23.2 avg.) and had an 8-yard punt return. As a junior, made the successful transition to wide receiver after splitting time at quarterback in 1997. Led the team in receiving yards (343), TD receptions (3) and all-purpose yards (814), while tying for second on the team with 18 catches. Also led the team in kickoff return yardage, averaging 27 yards on 16 returns for 432 yards. Vs. Nicholls State he had a career-high 164 yards on 4 catches with an 80-yard touchdown and 226 all-purpose yards. Split time at quarterback with Adam Russel during sophomore season. Finished fourth on the team with 447 rushing yards on 97 attempts (4.6 yard average), ranking 10th in the SFL. Completed 13 of 39 passes (33.3%) for 146 yards. Saw action as a wide receiver as a true freshman and caught one pass for 40 yards and ran the reverse three times for 104 yards, including a 60 yarder.

Personal: Married (Micki). Passed for over 600 yards and ran for over 800 yards as a senior at North Clayton (College Park, Ga.) High. Sociology major at Troy State. Played alongside his brother, David (cornerback), for one season at Troy State. Born on December 19, 1977 in Atlanta, Ga.



DEREK RACKLEY



TIGHT END/SNAPPER

6-4 • 250

3rd season • Minnesota

Born 7-18-77 • Apple Valley, MN

Acq: FA '00

48

ATLANTA FALCONS

Transactions: Originally signed by Atlanta as a rookie free agent on April 28, 2000.

NFL: Made the club as the designated snapper on all punts and placekicks after a strong rookie training camp, edging incumbent Whit Marshall in 2000...Caught his one and only NFL pass in 2001 for a one-yard touchdown from QB Michael Vick at Miami (12/30).

2001: Handled all of the club's snapping duties on punts, field goal attempts and extra point attempts in all 16 contests...Made the most of his opportunity at tight end at Miami (12/30), hauling in his first NFL pass for a one-yard touchdown, in the fourth quarter...Played tight end for the first time in his career vs. Dallas (11/11) with an injury to starter Reggie Kelly (knee/ankle) that forced him out of the game in the second half. Lined up at tight end in a total of six plays with three each coming in the 10th and 11th offensive drives of the game in the fourth quarter...At Miami (12/30) performed in six plays at tight end. Pressed into service when starter Reggie Kelly was felled with a rib cartilage injury in the second quarter. Slipped out to the left end zone on first-and-goal from the Miami one-yard line and caught a touchdown pass from QB Michael Vick to help cut the deficit to 21-14 with nine minutes remaining in the game.

2000: Played in all 16 games and handled all the snapping chores on punts, field goal attempts and extra point attempts...Made one tackle on special teams...Did not record a bad snap all season and although one punt was blocked the breakdown did not come on the snap...Made his lone tackle on special teams at Philadelphia (10/1)...Helped shut down the NFL's leading punt returner (at the time) Desmond Howard to just 13 yards on three returns with five forced fair catches at Detroit (11/12).

College: Played in all 11 games his senior season for Minnesota after returning to school after completing his undergraduate degree in 1998. Handled the long snapping duties on the Golden Gophers punt coverage unit. Caught his first career pass in Minnesota's victory over Illinois State on a 44-yard gain to set-up a touchdown. Finished with four special teams tackles, including three solo stops. Saw action in a total of 134 plays as a senior and earned four letters during his career in Minnesota.

Personal: Single. Named to the 1999 Academic All-Big 12 team. A native of Apple Valley, Minnesota. Worked at General Mills as a sales management associate in addition to taking post-graduate courses while playing college football his senior season. Born on July 18, 1977.

FALCON NOTES...

-worked at General Mills as a sales management associate in addition to taking post-graduate courses while playing for the Golden Gophers during his last season

-Hosted the first annual Derek Rackley Celebrity Golf Tournament in Minnesota this past June. The proceeds from the tournament

benefited those afflicted with Alzheimer's in addition to a scholarship in Derek's name at his old high school.

Rackley's Career Statistics

Year	Team	GP/GS	Rec.	Yds.	Avg.	Long	TD	Sp/Tms Tkls
2000	Atl	16/0	0	0	0.0	0	0	1
2001	Atl	16/0	1	1	1.0	1	1	0
Totals		32/0	1	1	1.0	1	1	1



ALLEN ROSSUM


CORNERBACK/RETURNER

5-8 • 178

5th season • Notre Dame

Born 10-22-75 • Dallas, TX

Acq: UFA '02



ATLANTA FALCONS

Transactions: Originally a third round (85th pick overall) draft choice by Philadelphia in 1998. Traded to Green Bay on August 25, 2000 for a 2001 fifth-round draft choice. Signed by Atlanta as an unrestricted free agent from Green Bay on March 13, 2002.

FALCON NOTES...

- During the offseason frequently speaks to youth groups and schools back in his hometown of Dallas, Texas.

NFL: Versatile, dangerous returner and capable cornerback...Will compete for spot in nickel and dime packages...Boasts impressive career kickoff return average of 24.3 and punt return average of 8.8...One of only five players to rank in the top 10 in the NFC in both punt and kickoff returns during the 2000 season...Selected as the first alternate kick return specialist for the NFC's Pro Bowl squad in 2000 on the heels of his career-high 25.8-yard average running back kickoffs...Began NFL career as the Eagles' main punt and kickoff returner during the 1998-99 seasons, ranking in the top half of the NFC in both specialties each year...Became the first player in Eagles history to twice record 1,000 kickoff return yards with 1,080 in 1998 and 1,347 in 1999.

2001: Averaged 9.9 yards on 11 punt returns and 18.7 yards on 23 kickoff returns...Also made two stops from scrimmage and three tackles on special teams...Played in six games and was inactive for 10 contests due to lingering hamstring injury and then knee injury...Suffered a cartilage tear in his right knee that required arthroscopic surgery on November 23, 2001...Returned from hamstring injury to contribute a game-winning 55 yard punt return touchdown with 3:03 remaining in an eventual 21-20 victory vs. Tampa Bay (11/14)...Averaged 6.5 yards on four punt returns and collared two special teams tackles at Chicago (11/11)...Played in dime packages vs. Atlanta (11/18), adding two tackles and returned four kickoffs for 94 yards and one punt return for six yards...Lined up as a dime back in a win at Detroit (11/22) before tearing his meniscus cartilage in his right knee...Placed on the club's deactivation list for the final six regular season games because of the injury...Returned for playoff match-up vs. S.F. (1/13) and played a role in 25-15 victory...Totaled two tackles, returned two punts for 41 yards and brought back five kickoffs for 83 yards in pair of playoff games. Ran back a first quarter punt 35 yards to the 49ers' 40-yard line to set-up Green Bay's first touchdown of the game...Averaged 20.8 yards on four kickoffs with one punt return for six yards and added two tackles in Divisional playoff at St. Louis (1/20). Ran back a 95-yard touchdown on a kickoff in the playoff game at St. Louis (1/20) but the play was nullified due to a penalty.

2000: Made a big contribution to the Packers' return game following his acquisition in a trade with Philadelphia late in the preseason...Averaged a career-high 25.8 yards (third in the NFC, fourth in the NFL) on 50 kickoff returns and 8.6 yards (tied for eighth in the NFC) on 29 punt returns...Selected as the first alternate kick return specialist for the NFC Pro Bowl team, he was one of only five returners in the conference to rank in the top 10 in both punt and kickoff returns...Returned one kickoff for a touchdown - a career-long 92-yarder in the Colts game - along with a 90-yard runback in first meeting with the Vikings...Had 33 kickoff returns of 20-or-more yards to tie for fourth in the NFC...Also posted the third-most kickoff return yards (1,288) in a season in Packers history, behind merely the 1,497 of Roell Preston in 1998 and the 1,314 of Dave Hampton in 1971...Only Preston (57 in 1998) has ever

had more kickoff returns in one year for Green Bay than his 50 in 2000...Also turned in a career-best 43-yard punt return vs. Jets (9/3)...Set a new club single-season mark for fair catches with 24, surpassing the prior record of 20 by Jon Stagers in 1972...Was a de facto "three-way" player for Green Bay, he also made contributions as a special teams cover man, recording 7 tackles (all solo), working in the Packers' 'nickel' and 'dime' packages as injuries dictated and, on a spot basis, as an offensive end...Gained 16 yards on his only rushing attempt at Tampa Bay (11/12), he entered the next week's game vs. Indianapolis (11/19) for a fake reverse which netted Green Bay 36 yards on an Ahman Green run...Made 12 tackles (8 solo) and broke up a career-high 3 passes in his situational role from scrimmage with the defense, which began in Week 3...Played in all 16 games for the second time in his pro career...Provided a huge spark – primarily as a return specialist, but also in other areas – in Green Bay's first three games of November...Against Indianapolis (11/19) after the Colts had pulled to within 19-17 with 4:32 remaining, took the ensuing kickoff a career-best 92 yards down the right sideline for the game-turning touchdown in an eventual 26-24 victory. Named NFC Special Teams Player of the Week honors. Along with his 43.3-yard kickoff return average (4 for a season-high 173 yards) vs. the Colts, he also downed an early punt at the Indianapolis 6-yard line (which the Packers would turn into a safety), played significant second-half minutes at left cornerback after Tod McBride went out with a hip pointer (1 tackle) and was a decoy on Green's 36-yard run off a fake reverse...Vs. Minnesota (11/6) answered a third-quarter Vikings touchdown which gave Minnesota a 20-13 lead with a (then) career-long 90-yard kickoff return to the two-yard line; Green Bay scored two plays later to tie the game at 20 in the eventual 26-20 overtime triumph. Additionally, on the Vikings' botched field goal try at the end of regulation, chased holder Mitch Berger to the right sideline, pressuring him into the game-saving interception by Tyrone Williams. Also matched his season high (first done Oct. 15 vs. San Francisco) with two special teams tackles in initial win over Minnesota...Turned in a great all-around performance at Tampa Bay (11/12), when he returned 2 punts for 41 yards, including a 32-yarder, gained 16 yards on his first-ever NFL rushing attempt, downed a Green Bay punt at the Buccaneers' 2-yard line and made one solo stop as part of the 'dime' defense after CB Mike McKenzie was forced out by a knee injury...Returned the opening kickoff 60 yards in rematch victory over Detroit (12/10), he later had a 16-yard punt runback to help set up a second field goal and also contributed one tackle while playing in the 'dime' package...Posted a season-high 5 stops from scrimmage vs. Tampa Bay (12/ 24) in the last game of the year, he also had a 29-yard kickoff return out to the Packers' 38 to open overtime, providing Green Bay with the impetus to drive down for the winning field goal in 17-14 triumph...Enjoyed a comprehensive effort against his former Philadelphia teammates (9/17), returning 5 punts for 45 yards and 1 kick-off for 24 yards as well as recording one solo tackle and one pass breakup on defense; he also had a 72-yard punt return touchdown called back by penalty in Eagles contest...Cleanly handled two unsuccessful onside kick attempts at Minnesota (12/17) near the end of the Packers' 33-28 upset win inside the Metrodome...Missed the majority of game at Detroit (10/ 8) after taking a helmet to the ribs while returning a first-quarter kickoff...Played in Green Bay's final preseason game just one day after being acquired in a trade with Philadelphia, making an immediate splash with a 31-yard punt return and a 34-yard kickoff return.

1999: Set the Eagles' single-season records for kickoff returns (54) and kickoff return yards (1,347) while ranking fourth in the NFC (and fifth in the NFL) with a 24.9-yard average...Was seventh in the conference with an 8.9-yard average on 28 punt returns...Played in all 16 games for the first time as a pro...Contributed 12 tackles (11 solo) plus a pass defended as a cornerback...Also made a career-high 17 special teams stops...Was selected as the Eagles' special teams MVP in a player vote...Had a career-best 222 kickoff return yards in 35-28 victory vs. Washington (11/14), including his first pro return touchdown (covering 89 yards) and an 86-yarder, to earn NFC Special Teams Player of the Week honors...Returned a kick-off 56 yards at Chicago (10/17)...Had a 39-yard punt return at Miami (10/24)...Made a career-high three special teams tackles in season opener vs. Arizona (9/12)...Showed resourcefulness in late-season game against New England (12/19), advancing a missed Patriots field goal from five yards deep in the end zone to the N.E. 26-yard line...Utilized occasionally as an extra defensive back, made a season-high two tackles in five contests.

1998: Made an immediate impact as a return specialist during his rookie season in Philadelphia, returning nine kickoffs 30 yards or more...Averaged 24.5 yards per kickoff return to rank seventh in the NFC...Became only the fourth player in Eagles history to log 1,000 yards in a season (1,080)...Shared punt return duties with Freddie Solomon for much of the year, returning 22 for 187 yards (8.5 avg.) to tie for sixth in the conference...Played in 15 games with two starts...Also was a valued contributor in the secondary, starting two early-season contests at left cornerback when Troy Vincent was sidelined by a quadriceps injury...Totaled 26 stops, including one sack, as well as two pass breakups over the course of the season...Made a career-high 8 tackles in Week 2 start at Atlanta (9/13)...Had 5 stops and knocked down a pass a week later at Arizona (9/20) in second straight start...Dropped the Cowboys' Troy Aikman for his first NFL sack at Dallas (12/20) while seeing significant time at defensive back with Bobby Taylor sidelined by the flu...Had season-long punt (25 yards) and kickoff (54 yards) returns in finale vs. N.Y. Giants (12/27)...Was the second of two third-round draft choices (85th overall) by Philadelphia in 1998.

College: Was a three-year starter and four-time letterman (1994-97) at Notre Dame. Set an NCAA career record with 9 return touchdowns (3 interceptions, 3 punts, 3 kickoffs)...Had the second-best career punt return average (15.8 yards) in school history, achieved on 27 attempts for 427 yards with 3 TDs. Also ran back 29 kickoffs for 891 yards (30.7 avg.) and 3 touchdowns as a collegian. Started 36 straight games at cornerback to conclude his Irish career. Had 7 collegiate interceptions, along with 144 total tackles (92 solo), 2 sacks, 3 stops for loss and 12 passes defended. Served as one of three senior captains in 1997, when he ranked fourth nationally with a 28.5-yard average on 20 kickoff returns, including 2 for scores. Also made a career-best 53 tackles his senior season, among them a game-saving stop on the final play of win over Navy, knocking Middies' wide receiver out of bounds at the one-yard line following a 69-yard pass play. Led the nation in punt return average (22.9 yards) as a 1996 junior. Was the only player in the country to return three punts for touchdowns in 1996. Also scored on the opening kickoff of Purdue game that year – a career-long 99-yarder – to set a new Notre Dame single-season mark of 4 return TDs. Tied NCAA and school records with two punt return touchdowns (of 83 and 55 yards) in the second quarter of 1996 victory over Pittsburgh. Returned a pair of interceptions for scores as a 1995 sophomore, including a 76-yarder in the final minute at Washington to seal 29-21 victory. Played behind the All-American Taylor (later a teammate with Philadelphia) his freshman year. Earned All-America honors in track as a freshman and junior, including a seventh-place finish in the 55-meter dash (6.26 seconds) at the 1997 NCAA indoor championships in Indianapolis. Holds B.A. degrees in both marketing and computer applications.

Personal: Married (Angela) with twin daughters, Alexa and Avian (1/6/01). Played football and ran track at Skyline High School in Dallas. Earned three letters in football as a wish-bone quarterback, wide receiver and defensive back. Rushed for 1,634 yards and had 12 touchdown receptions as a senior. Also made 580 total tackles and 13 interceptions as a prep, winning second-team all-state recognition his senior season. Captained the school's track squad all four years. Posted the fastest time in the nation in the 100 meters (10.02 seconds) in 1993. Is one of eight children himself. Hobbies include billiards and video games.

Rossum's Career Statistics

Year	Team	GP/GS	Tackles	Solos	Int.	PD	FF	FR
1998	Phil	15/2	26	24	0	2	0	0
1999	Phil	16/0	12	11	0	1	0	0
2000	G.B.	16/0	12	8	0	3	0	0
2001	G.B.	6/0	2	1	0	0	0	0
Totals:		53/2	52	44	0	6	0	0

Additional stats: 1 quarterback sack in 1998. 1 rush for 16 yards in 2000.

Special teams tackles: 2001 (3), 2000 (7), 1999 (17), 1998 (6)

Special teams fumble recoveries: 1998 (1)

Special teams forced fumbles: 1998 (1)

Year	No.	<u>Kickoff Returns</u>				<u>Punt Returns</u>					
		Yds.	Avg.	LG	TD	No.	Yds	Avg.	Long	TD	
1998	44	1,080	24.5	54	0	22	187	8.5	25	0	
1999	54	1,347	24.9	89t	1	28	250	8.9	39	0	
2000	50	1,288	25.8	92t	1	29	248	8.6	43	0	
2001	23	431	18.7	27	0	11	109	9.9	55t	1	
Totals:		171	4,146	24.3	92t	2	90	794	8.8	55t	1

Rossum's Postseason Statistics

Year	Team	GP/GS	Tckls	KOR	Yds	LG	TD	PR	Yds	LG	TD
2001	G.B.	2/0	2	5	83	25	0	2	41	35	0
Totals:		2/0	2	5	83	25	0	2	41	35	0

Rossum's Best Games

Kickoffs	Yards	Long	TD's
8 vs. Ind (11-19-00)	222 vs. Wash (11-14-99)	92t vs. Ind (11-19-00)	1 vs. Ind (11-19-00)
6 @ Min (10-21-01)	173 vs. Ind (11-19-00)	90 vs. Min (11-6-00)	(98 yards)
4 @ StL (1-20-01)	111 @ Min (10-21-01)	89t vs. Wash (11-14-99)	1 vs. Wash (11-14-99)
4 @ Det (11-22-01)	89 @ Det (11-22-01)	86 vs. Wash (11-14-99)	(89 yards)
4 vs. Atl (11-18-01)	74 vs. Atl (11-18-01)	56 @ Chi (10-17-99)	
4 vs. T.B. (11-4-01)	61 vs. T.B. (11-4-01)	54 vs. NYG (12-27-98)	

Rossum's Best Games			
Punts	Yards	Long	TD's
5 vs. Phil (9-17-00) 4 @ Chi (11-11-01) 3 vs. T.B. (11-4-01)	68 vs. T.B. (11-4-01) 54 @ Mia (10-24-99) 43 vs. NYJ (9-3-00) 35 vs. S.F. (1-13-02) 26 @ Chi (11-11-01)	55 vs. T.B. (11-14-01) 43 vs. NYJ (9-3-00) 39 @ Mia (10-24-99) 32 @ T.B. (11-12-00) 25 vs. NYG (12-27-98)	None
Tackles	Solos	Sacks	SpTms Tackles
8 @ Atl (9-13-98) 5 vs. T.B. (12-24-00) 5 @ Ari (9-20-99)	6 @ Atl (9-13-98)	1 @ Dal (12-20-98)	3 vs. Ari (9-12-00) 2 vs. Min (11-6-00) 2 vs. S.F. (10-15-00)
Rossum's Best Playoff Games			
Punts	Yards	Long	TD's
1 @ StL (1-20-02) 1 vs. S.F. (1-6-02)	35 vs. S.F. (1-6-02) 6 @ StL (1-20-02)	35 vs. S.F. (1-6-02) 6 @ StL (1-20-02)	None
Tackles	Solos	Sacks	SpTms. Tackles
2 @ StL (1-20-02)	2 @ StL (1-20-02)	None	None

Honors
2000: NFC Special Teams Player of the Week (12)
1999: NFC Special Teams Player of the Week (11)



MARK SIMONEAU

LINEBACKER

6-0 • 234

3rd season • Kansas State

Born 1-16-77 • Smith Center, KS

Acq: D3 '00 (67th)

ATLANTA FALCONS



53

Transaction: Originally a third round (67th pick overall) draft choice by Atlanta in 2000.

NFL: Aggressive tackler with intense motor that he uses to go from sideline-to-sideline to find the ball carrier...Started a career-high five games in 2001 and is looking for more playing time in a new defensive system...Turned into a special teams leader with a personal-best 13 tackles last season.

FALCON NOTES...

-Holds a golf tournament in his hometown of Smith Center, Kan., during the off-season. The proceeds from the tournament go towards a pair of scholarships, which are awarded two one male and one female student.

2001: Started the most games of his young career with five and played in all 16 games...Finished with a career-best 49 tackles with 33 solo stops, besting the 47 tackles in 2000...Added 13 special teams tackles to finish fifth on the club...Made his initial start of the season vs. Chicago (10/7) in base defense at weakside linebacker in place of injured Chris Draft (toe) and finished with three tackles...Started for second straight contest vs. S.F. (10/14) for Draft again and totaled a career-high 11 tackles to finish second on the team behind LB Keith Brooking's 12 stops...At New Orleans (10/21) made his third consecutive start and was part of an aggressive defense that limited New Orleans to just 130 total yards and three points in the second half. Tied his career-high best game established the previous week vs. S.F. with 11 tackles to finish tied with S Gerald McBurrows for second-highest total on the team. Helped to hold RB Ricky Williams, the NFC's second leading rusher at the time, to five yards on eight second-half carries. Limited the Saints to 63 rushing yards on 24 attempts for an average of just 2.6 yards per rush for the game. That is the lowest total since Atlanta held Carolina to a 1.5 average on 20 attempts for 30 yards in 2000. Named co-defensive player of the game along with CB Ashley Ambrose...Did not start for the first time in three games (after the bye weekend) with the return to the lineup of Chris Draft vs. New England (11/4). Made one tackle in a reserve role and one tackle on special teams...Vs. Dallas (11/11) part of successful punt return team that sprung Darrien Gordon for two crucial returns of 74 and 41 yards in the fourth quarter, which helped set-up the go-ahead touchdown and an insurance field goal. Led the special teams with two tackles...Played as reserve linebacker and was part of a defense that created four turnovers with three interceptions and one fumble recovery at Green Bay (11/18) and held the Packers to 70 yards rushing. Finished with two tackles...Split time with starter Chris Draft at weakside linebacker and finished with two tackles at Carolina (11/25). Defense allowed a then season-low of 247 total yards. Paced the special teams units with two tackles...Started at WLB vs. St. Louis (12/2) when Chris Draft was felled with an aggravated toe injury and was relegated to reserve duty. Finished with two tackles and one pass defensed...Continued to start at WLB for second straight week in place of Chris Draft vs. New Orleans (12/9) and recorded five tackles...At Miami (12/30) was a reserve linebacker that made three tackles...Part of a defense that held Miami to season-lows of 226 total yards, 12 first downs and 50 yards rushing.

2000: Totaled 47 tackles with 37 solos stops in 14 games played with three starts at middle linebacker in nickel and dime defenses and one start in base defense at strongside linebacker...Added a half sack with three passes defended and five special teams tackles...Began rookie season slowly with a groin injury suffered in preseason finale at Jacksonville (8/24) which forced him on the Friday deactivation list for season-opener vs. S.E. (9/3) and at Denver (9/10)...Returned to play in his first pro game on special teams at Carolina (9/17) and had a game-high two tackles...Continued to play exclusively on special teams the next two weeks vs. St. Louis (9/24) and at Philadelphia (10/1) before earning increased playing time on defense...Saw his first action on defense vs. New York Giants (10/8) as middle linebacker in nickel defense in place of injured LB Keith Brooking (foot) and came up with six tackles (sixth-best on team). Stopped RB Ron Dayne for a loss of one-yard on 2-3 from Atlanta eight-yard line at end of first half. New York was forced to settle for a field goal on drive....Made his first NFL start at St. Louis (10/15) the following week when Atlanta opened in a dime defense because of Rams potent offense. Logged more time in base defense when starting strongside linebacker Henri Crockett was lost in second quarter due to a high ankle sprain. Responded with increased role by registering six tackles, including being credited with a 0.5 sack. Teamed with Patrick Kerney for a sack of QB Kurt Warner in the first quarter. Defense surrendered 208 rushing yards by RB Marshall Faulk, a franchise record by an opponent...Made his second overall start and first in team's base defense vs. New Orleans (10/22) in place of starting OLB Henri Crockett (ankle). Finished with five tackles. Stopped RB Ricky Williams for no gain on a rush up the middle in first quarter...Part of best defensive effort of the season vs. Carolina (10/29) that limited Panthers to 209 total yards and just 30 rushing yards on 20 carries, both season-lows, with no touchdowns scored with four sacks, three interceptions and a fumble. Finished with five tackles to help the cause in a close 13-12 victory...As a reserve linebacker vs. Tampa Bay (11/5), dumped the dangerous Pro Bowl RB Warrick Dunn for a minus-six yards on a swing pass on a one-on-one tackle on 3-7 from Tampa Bay 16-yard line on opening drive of game to force a punt...At Detroit (11/12), part of a defense that limited the Lions to 222 total yards while converting just three of 16 first down attempts. Also part of a huge goal line stand in fourth quarter of a close game that held Lions to a field goal despite starting at first-and-goal from Atlanta five-yard line...At Oakland (11/26), among defense that went 25 straight possessions without allowing a touchdown until streak snapped on the Raiders third possession...Started at middle linebacker vs. Seattle (12/3) as Atlanta began the game in nickel defense and amassed a career-high seven tackles, tied for second-highest total on team's charts...Made second straight start and fourth of the season at New Orleans (12/17) in nickel defense. Recorded five tackles, a QB pressure and a batted ball...Credited with two tackles and a batted ball in season-finale vs. Kansas City (12/24) as a reserve linebacker on nickel defense.

College: Only the second player in school history at Kansas State to serve as team captain in three seasons, joining Brooks Barta (1990-92). Left school ranked third on the Wildcats' all-time record chart with 48 tackles behind the line of scrimmage, topped only by Darren Howard (54, 1996-99) and Reggie Singletary (60, 1980-83). His 400 tackles are surpassed only by Barta (436, 1989-92) and Gary Spani (543, 1974-77) in Kansas State annals. All-American second-team and semi-finalist for National Defensive Player of the Year honors by Football News and a finalist for Dick Butkus award given to the nation's top linebacker. Named to the All-American Strength Team by the National Strength and Conditioning Association and All-Big 12 Conference first-team selection. Earned Big 12 Player of the Week honors vs. Texas, Kansas and Colorado during his senior season. Served as defensive captain, leading the team with 91 tackles (66 solos), 6.5 sacks for minus 56 yards and 17 stops for losses of 91 yards and returned two interceptions 61 yards from his strongside outside linebacker position. Intercepted a pass by Major Applewhite of Texas, returning the ball 37 yards for a touchdown, as he also had 7 tackles (6 solos) with 2 sacks for minus 10 yards, 3 stops for losses of 16 yards, a pass break-up and a forced fumble. Vs. powerful Nebraska had a season-high 16 tackles (9 solos) with a stop for a 14-yard loss. Second-team All-America selection by the Associated Press and First-team All-Big 12 Conference pick by the Associated Press and Kansas City Star as a junior. Lined up at strongside linebacker, serving as defensive captain and led the team with 95 tackles (58 solos). In Big 12 Championship game vs. Texas A&M had 10 tackles, including one for a loss. First-team All-Big 12 Conference pick as

a sophomore, finishing second on the team with 103 tackles (64 solos). Freshman All-America first-team pick by Sporting News and Big 12 Freshman Defensive Player of the Year in 1996 with a career-high 111 tackles.

Personal: Single. Blue Chip Illustrated All-Region pick as a running back, adding Super Prep All-Midlands Top 66, and Topeka Capital-Journal Top 11 honors as a senior at Smith Center (Kan.) High. Rushed for 2,252 yards and averaged 10.3 yards per-carry while making 92 tackles as a linebacker in his final prep campaign. Earned All-Conference first-team honors on both sides of the football. Named an honorable mention USA Today All-American and to the All-Area Top 11 and an All-State Top 11 choice teams. Also competed in track, baseball and basketball. Social Science major at Kansas State. Brother, Jeff was a starting nose tackle on KSU's 1992 team after starting his career as a fullback at Arizona State. Son of Marsha and James Simoneau. Born January 16, 1977 in Phillipsburg, Kansas and resides in Smith Center, Kansas in the offseason.

Simoneau's Career Statistics											
Year	Team	GP/GS	Tckls	Solo	Asst	Scks	Press.	INT	PD	FF	FR
2000	Atl	14/4	47	37	10	0.5	3	0	3	0	0
2001	Atl	16/5	49	33	16	0.0	0	0	1	0	0
Totals		30/9	96	70	26	0.5	3	0	4	0	0
Additional Stats: Special teams tackles - 2001 (13), 2000 (3)											

Simoneau's Best Games			
Tackles	Sacks	Forced Fumbles	Interceptions
11 vs. S.F. (10-14-01)	0.5 @ StL (10-15-00)	None	None
11 @ N.O. (10-21-01)			
7 vs. Sea (12-3-00)			
6 @ StL (10-15-00)			
6 vs. NYG 10-8-00)			
5 @ N.O.(12-17-00)			
5 vs. Car (10-29-00)			
5 vs. N.O. (10-22-00)			





BRADY SMITH

DEFENSIVE END

6-5 • 274

7th season • Colorado State

Born 6-5-73 • Barrington, IL

Acq: UFA- N.O. (2-19-00)



ATLANTA FALCONS

Transactions: Originally a third round (70th pick overall) draft choice by New Orleans in 1996. Signed by Atlanta as an unrestricted free agent from New Orleans on February 19, 2000.

FALCON NOTES...

- *Collects vintage guitars and amplifiers.*

NFL: An aggressive pass rusher who possesses a non-stop motor and intense demeanor...Established single-season career-high with 7.5 sacks in 2001...Produced career-high in tackles in first season as a full-time starter in 1999 with New Orleans.

2001: Started and played in 15 games at right defensive end, missing the Buffalo (12/23) contest with an abdominal strain...Personal-best 7.5 sacks bested the 6.0 sacks with New Orleans in 1999...Added 49 tackles, the second-highest total in a season to his career-high of 63 in 2000, as well as seven QB pressures...Started at RDE vs. Carolina (9/23) and was credited with a 0.5 sack of QB Chris Weinke along with Patrick Kerney at the end of the first half. Also added three tackles. Helped hold Carolina rushers to only 89 yards on the ground...At Arizona (9/30) tallied his first full sack of the season to go along with two tackles and a QB pressure. Collared QB Jake Plummer for a sack of minus-two yards in the second quarter to halt an Arizona drive and force a field goal. (A 49 yard field goal attempt was wide right.). One of four starting defensive linemen to register a sack. The last time the Falcons had all four members record a sack was October 11, 1998 at the Giants. The four sacks by the Falcons defense are the most since the club had five sacks vs. Carolina (10/29/00). Part of a defense that limited Arizona to 91 rushing yards with four takeaways...Part of an aggressive defense at New Orleans (10/21) that limited Saints to just 130 total yards and three points in the second half. Finished with five tackles with one sack. Trapped QB Aaron Brooks for a loss of four yards in the third quarter. Helped to hold RB Ricky Williams, the NFC's second leading rusher at the time, to five yards on eight second-half carries. Limited the Saints to 63 rushing yards on 24 attempts for an average of just 2.6 yards per rush for the game. That is the lowest total since Atlanta held Carolina to a 1.5 average on 20 attempts for 30 yards in 2000...Dropped QB Brett Favre for sack of a loss of 11 yards in the third quarter at Green Bay (11/18). Also helped shut down the NFL's leading rusher at the time, Ahman Green, holding him to 62 yards. Part of a defense that created four turnovers with three interceptions and one fumble recovery and held Green Bay to 70 total yards rushing...The following week at Carolina (11/25) collared one sack to go along with six tackles and two QB hits. Trapped QB Chris Weinke for a loss of one yard in the third quarter to total six sacks on the season to tie his personal-best in a season (in 1999 with New Orleans) with six games remaining. Dropped RB Richard Huntley for a loss of two yards earlier in the third quarter on 2-2 from the Carolina 31. Part of an aggressive defense that stopped Carolina on a goal-line stand on four straight downs on the one-yard line in the third quarter...Lined up as a starter at Indianapolis (12/16) but aggravated the muscles in his right side early in the third quarter and did not play for the rest of the game and was replaced by Chuck Wiley. Finished with two tackles...Sunday deactivation vs. Buffalo (12/23) due to abdominal strain suffered at Indianapolis that forced him to miss practice time during the week...Returned to starting lineup at Miami (12/30) after missing the Buffalo game (12/23) with a abdominal strain. Made four tackles with one sack. Part of a defense that held Miami to season-lows of 226 total yards, 12 first downs and 50 yards rushing. Dropped QB Jay Fiedler for a sack for a loss of five yards to push his season total to a career-high 7.5.

2000: Started 14 of 15 games played and finished with a career-high 63 tackles, including 30 solo stops...Tied for team lead with Travis Hall with 4.5 sacks and was second on the club by one with 28 QB pressures (to Travis Hall's 29) and added a forced fumble...First season in Atlanta was slowed by a deep groin injury sustained in practice which forced him to the sidelines for the final two preseason games...Opened the regular season as a Friday deactivation vs. S.F. (9/3)...Travis Hall started at LDE in his place and Patrick Kerney moved from LE to RE while Ed Jasper started at LDT...Returned to practice for first time since the preseason prior to the game at Denver (9/10). In a reserve role made five tackles with one QB pressure and batted ball...Found his way into the starting lineup at right end for first time all season at Carolina (9/17). Finished with five tackles and four QB pressures. Part of a defense that allowed only 59 rushing yards and 95 second half yards while surrendering just 10 points. Only allowed two drives over 50 yards the entire game as the defensive line generated four sacks for its most since seven vs. New Orleans (12/5/99) in 1999...Established a career-high with eight tackles vs. New Orleans (10/22)...In the rematch vs. Carolina (10/29), he enjoyed one of his best games of the year. Collected four tackles, 1.5 sacks and a pair of QB pressures. On Carolina's first drive on 1-10 at Atlanta 19-yard line, hit the throwing arm of QB Steve Beuerlein, forcing an incompleton on a play where Beuerlein had a wide open receiver for a potential touchdown. Dropped Beuerlein for a sack on 1-10 from Atlanta 21 for minus four yards. Strong rush on 3-7 from Atlanta seven-yard line in third quarter forced an incompleton and Carolina had to settle for a 25-yard field goal and a 9-3 lead. Teamed with DE Chuck Wiley for a 0.5 sack of Beuerlein on 2-10 from Carolina 46 with :14 left and Atlanta clinging to a slim 13-12 lead...At Detroit (11/12), part of a unit that held the Lions to 222 total yards while converting just three of 16 first downs. Among the defenders of a big goal line stand in fourth quarter that held Detroit to just a field goal after starting with a first-and-goal at Atlanta five-yard line...Made five tackles with one sack at Oakland (11/26) and was partly responsible for a streak of 25 possessions in-a-row without allowing a touchdown until streak was snapped on Oakland's third possession. Credited with sack when QB Rich Gannon fumbled after being hit by own teammate and Gannon fell on ball...Tied a career-high with eight tackles, second-best on club, with two QB pressures against former team at New Orleans (12/17). Nailed WR Joe Horn for a loss of six yards on an end around in fourth quarter...Closed out the season with his best overall performance of the year vs. Kansas City (12/24). Delivered two sacks, one forced fumble, a team-high four QB pressures, four tackles and a batted ball. Sacked QB Elvis Grbac for a six yard loss on 2-8 from Kansas City 19-yard line in third quarter. Dropped Grbac again for another sack for minus-10 yards on Kansas City's first drive of fourth quarter and forced a Grbac fumble that Kansas City recovered.

1999: Started every game for first time in his career in New Orleans at RDE...Collected a career-best 33 tackles with a personal-high of six quarterback sacks...In the opener vs. Carolina (9/12), posted the second-most sacks by a New Orleans defender all season with a career-best 2.5 sacks for minus 18.5 yards and added three tackles. Nominated for NFC Defensive Player of the Week honors for his efforts...Totaled two sacks on QB Tony Graziani for minus eight yards, three solo tackles, and a forced fumble vs. Atlanta (10/10). His first sack of Graziani also included his first forced fumble, which teammate Ashley Ambrose recovered at Atlanta 38-yard line...At the New York Giants (10/24), amassed three solo stops and 0.5 sack for minus 2.5 yards...Recovered a fumble and had three solo tackles and one assisted stop for four total tackles vs. Tampa Bay (11/7)...Collared a season-high of six tackles with five solo stops and one assisted tackle to tie career-highs in those categories in the season finale at Carolina (1/2/00). Also added one sack for minus one yard and a fumble recovery against the Panthers.

1998: Played in 14 games on the year, starting five...Named to inactive list for two games...Recorded 12 tackles on the year with 10 solos...Started the first five games of the season...Posted two tackles in four different contests: at Indianapolis (9/27), at Minnesota (11/8), vs. Atlanta (12/13) and at Arizona (12/20).

1997: Played in all 16 games, starting two at left defensive end...Collected a then career-high with 30 tackles, including 22 solo stops, and five sacks for minus-42 yards...The five sacks was the fifth-best mark on club...Started vs. Seattle (11/16) and at Kansas City (12/21)...Had a 12-yard sack vs. San Diego (9/7)...Totaled a one-yard sack vs. San Francisco (10/26) as part of a five-tackle game (three solo)... Collared 1.5 sacks for 19 yards at Atlanta (11/23) and tied a career-high with six tackles (five solo)...Came up with 1.5 sacks for minus 10 yards and four tackles vs. Arizona (12/14).

1996: Played in all 16 games as both an end in base defense and in nickel...Tallied 17 tackles (15 solo), including two sacks for minus 21 yards...Started four contests at open end...Added five stops on special teams, which tied for sixth on the team...Against Carolina (9/8) in a substitute role recorded two tackles, including the first sack of his NFL career for minus 13 yards...Started at open end against San Francisco (11/3) and made two tackles, including one of six sacks by the Saints defense.

College: Finished his four-year career with the Rams with 128 tackles, including 42 for loss, and a school record 27 sacks. Also forced five fumbles and broke up seven passes. Named an All-WAC pick and the conference Defensive-Player-of-the-Year as a senior when he opened every game at right defensive end and recorded a career-high 65 tackles, including 19 for loss, a school-record 15 sacks and four forced fumbles. Registered a career-best four sacks against BYU. Played in the East-West Shrine Game. Earned degree in Liberal Arts. Smith was the first player from Colorado State ever drafted by the Saints.

Personal: Single. Full name is Brady McKay Smith. Was an all-conference and all-area first-team choice as an outside linebacker at Barrington (Ill.) High School. Named the team co-captain as a senior. Also lettered in track, performing the discus and shot put. Father, Steve, was a defensive end at the University of Michigan from 1963-65 and was a fifth-round draft choice of San Francisco in 1966. His father spent one training camp in 1975 with the Falcons after being acquired in a trade with the Eagles in January. Steve Smith played a total of nine years in the NFL with the 49ers (1966-67), Vikings (1968-70) and Eagles (1971-74). Delivered a message to Raceland High School in New Orleans (800 student body), promoting the importance of having good character.

Smith's Career Statistics								
Year	Team	GP/GS	Tckls	Asst	Sacks	Int	FR	FF
1996	N.O.	16/4	22	2	2-21	0	0	0
1997	N.O.	16/2	30	8	5-42	0	0	0
1998	N.O.	14/5	12	2	0-0	0	0	0
1999	N.O.	16/16	33	10	6-30	0	2	1
2000	Atl	15/14	63	33	4.5-19	0	0	1
2001	Atl	15/15	49	28	7.5-40.0	0	0	0
Totals		92/56	209	83	25.0-152	0	2	2

Smith's Best Games				
Tackles	Solos	Sacks	FF	FR
8 @ N.O. (12-17-00)	5 @ Car (1-2-00)	2.5 vs. Car (9-12-99)	1 vs. K.C. (12-24-00)	1 vs. Car (1-2-00)
8 vs. N.O. (10-22-00)	5 @ Atl (11-23-97)	2 vs. Atl (10-10-99)	1 vs. Atl (10-10-99)	1 vs. T.B. (11-7-99)
7 @ S.F. (9-9-01)	5 @ Car (10-20-96)	1.5 vs. K.C. (12-24-00)		
6 @ Car (11-25-01)		1.5 vs. Ari (12-14-97)		
6 @ Car (1-2-00)		1.5 @ Atl (11-23-97)		
6 @ Atl (11-23-97)				



MAURICE SMITH



RUNNING BACK

6-0 • 235

3rd season • North Carolina A&T

Born 2-14-77 • Palmyra, N.C.

Acq: FA '00

ATLANTA FALCONS

Transactions: Originally signed by Atlanta as a rookie free agent on April 28, 2000.

FALCON NOTES...

-signed his rookie free agent contract with the Falcons around midnight in a Waffle House near Greensboro, N.C.

NFL: Big, bruising runner with straight-line speed...Assumed full-time duties in 2001 after Jamal Anderson was lost for the season in Week 3 with a knee injury and rushed for a career-high 760 yards with five touchdowns...Made the club after strong preseason showing in 2000 where he led the team in rushing with 150 yards and a 4.4 yards per carry average.

2001: Started a career-best 12 out of 16 games played after Jamal Anderson's season was ended at Arizona (9/30) with a knee injury after three games...Included in his best season as a pro were career-highs in carries (237), rushing yards (760), rushing touchdowns (5), long rush (58 yards), receptions (19), receiving yards (230), long reception (79t) and receiving touchdowns (1)...He recorded a 100-yard rushing game with 148 yards vs. Dallas (11/11) and a 100 yard receiving game with 108 yards at Arizona (9/30) for the first time in his career...Replaced starting RB Jamal Anderson after he was felled with a torn ACL of his left knee early in the first quarter at Arizona (9/30) and enjoyed a then career day with 70 yards rushing on 21 carries with a one yard rushing touchdown and a 79 yard touchdown reception. Scored his first ever touchdowns as a pro with a rush and reception. His previous top rushing effort was a nine carry 42 yard day vs. Seattle (12/3/00). The 79 yard touchdown reception was the 12th longest in Falcons history. Had long runs of 15, 10, 8, 6 (twice) and 5 yards, as well as having a 25 yarder called back due to a penalty. Totaled two receptions for 108 yards, his first 100 yard receiving game of his career, and the only 100 yard receiving game of the season by any Falcon. Began second drive of the game by going off right tackle for 15 yards to the Arizona 25. The drive was capped by a 34 yard field goal by Jay Feely. On the first drive of the second quarter, started the drive with a five yard gain. Went around right end for 10 yards and then off left guard for five more yards. On 3-16 from Atlanta 35, caught a 29 yard pass from QB Chris Chandler to the Arizona 36. The drive stalled after an incomplection and a sack. On 1-10 from Atlanta 30 yard line on first possession of second half, gained six yards around left end. Took a handoff on next play around right end and gained 25 yards but the play was negated due to a holding penalty on TE Reggie Kelly. After RB Bob Christian gained 14 yards to the Arizona one-yard line to begin the fourth quarter, he plunged over from one yard out for his first pro touchdown and a 27-7 Atlanta lead. Punctuated his best day as a pro by going 79 yards for a touchdown on a pass reception on the club's next possession in the fourth quarter. Lined up in the right flat as a wide receiver and caught a quick pass from QB Chris Chandler and maneuvered his way down the right sideline for 79 yards. Named offensive MVP by coaches...Started for first time in his career with the season-ending injury to Anderson the following week vs. Chicago (10/7) and responded with a solid 71 yards on 17 carries for a 4.2 average. Added one reception for eight yards. Gained 53 yards in the second half...Third consecutive start at New Orleans (10/21) produced 83 rushing yards on 22 carries. Went around right end for a 22 yard gain on the game's second play and a first down to the Atlanta 43-yard line. The impressive rush set-up a touchdown on the next play as QB Chris Chandler executed a perfect play-action fake to Smith and hit TE Alge Crumpler for a 57 yard touchdown pass and an early 7-0 lead. Fumbled for first time as a starter at the Atlanta 20-yard line in the third quarter and New

Orleans recovered. (DE Chuck Wiley blocked a subsequent 48 yard field goal attempt on New Orleans drive.)...Vs. New England (10/14) broke through the left side of the line and raced 58 yards in the first quarter for a career-long rush and the longest run since RB Byron Hanspard had a 77-yarder vs. Oakland on September 14, 1997. On the heels of that 58 yard run, he totaled a then personal-best of 84 yards on the ground on 16 carries for a 5.3 average...Established a new single-game rushing high the following week vs. Dallas (11/11) with 148 yards rushing on a career-best 27 carries for a 5.5 average. It was his first-ever 100 yard rushing game and the best individual rushing effort by a Falcon runner in 43 games since RB Jamal Anderson had 148 at New Orleans (12/13/98) three years ago. Recorded long runs of 44 and 26 yards. His number was called early as eight of the Falcons' 11 first quarter plays were runs by Smith. For the second straight week, he had a long running play as he set-up the Falcons' first score. On 1-10 from the Atlanta 27-yard line, he scampered around the right side up the sideline for a gain of 44 yards to the Dallas 29. The drive culminated in a seven-yard touchdown pass from QB Michael Vick to TE Alge Crumpler. Called on to shoulder the load with Atlanta trailing in the fourth quarter as he rushed on 11 of the 15 plays for 45 yards. On game-deciding drive, he toted the ball for four straight plays after a 74 yard punt return by Darrien Gordon placed the ball on the Dallas 15-yard line. Gained three and six yards on first two carries to face a 3-1 from the Dallas six-yard line. Went around left tackle for three yards and a first down. On first-and-goal from the three-yard line, gained two yards to the one. On the next play, his presence as a running threat set-up a nice fake handoff from QB Doug Johnson on 2-1 from the one and Johnson hit TE Brian Kozlowski for the go-ahead touchdown. Gained 26 yards to the Dallas two-yard line on the club's final drive of the game. Failed to convert a 3-1 from the one-yard line and Atlanta settled for a 19 yard field goal and a 20-13 lead with 1:14 remaining. Named offensive MVP by coaches...Rushed 21 times for 57 yards and caught one pass for 10 yards at Carolina (11/25). Totaled runs of 21, 7, 6 (twice), 5 (twice) and 4 yards in the game...Did not start when the team opened with two tight ends at Indianapolis (12/16). Rushed for 49 yards on 11 carries for a 4.5 average and caught three passes for 20 yards. Failed to convert two fourth-and-inches plays in the game. The most crucial fourth down miscue came after a successful fake punt put Atlanta into scoring position deep into Colts territory early in the third quarter. He was stopped short on fourth-and-inches at the Indianapolis 18-yard line to halt the drive.

2000: Played in 10 games on special teams and as a back-up running back to Jamal Anderson...Rushed 19 times for 69 yards with a 16 yard long and caught one pass for five yards...Finished with five special teams tackles...Deactivated for first four games before logging time in his first pro game at Philadelphia (10/1). In fourth quarter on last drive, rushed two times for 13 yards in relief of Jamal Anderson and caught his lone pass of the season for a five-yard gain. Took a hand-off on first pro carry and gained 16 yards for a first down. Lost three yards up the middle on next play. Took a swing pass from QB Danny Kanell on the following play for five yards...Logged two rushes for minus three yards at St. Louis (10/15)...Activated for first time in two games at S.E. (11/19) and gained 15 yards on two carries. On 1-10 from Atlanta 14-yard line in third quarter went around right end for 16 yards and a first down to tie his personal and season-long rush. Lost a yard on the next carry...Lined up in backfield opposite fellow rookie QB Doug Johnson in the second half but did not record a carry at Oakland (11/26)...Saw his most extensive playing time of the season in second half vs. Seattle (12/3). Rushed a career-high nine times for a then personal-best 42 yards, one yard less than starter Jamal Anderson. for an average of 4.7 yards per tote. Replaced Anderson in second quarter when he rolled his ankle. Lost five yards on first carry. Went around right end for a four yard gain on next possession before Anderson returned to action. Carried on four consecutive plays at end of third quarter. Went around right tackle for nine yards on 1-10 from Atlanta 24-yard line. Took a carry off right tackle on next play for 11 yards and a first down to the 44. Stopped for no gain on next carry around right end. Followed it up with a five yard rush up the middle on fourth straight carry to set-up 3-5 from Atlanta 49-yard line. Drive continued with a completed pass to WR Tim Dwight. Took a handoff over right tackle for a gain of four yards on 2-1 from Seattle 23-yard line for a first down. QB Doug Johnson connected with TE Reggie Kelly for a 19-yard scoring play on next play to cap a 10 play, 76-yard drive for Atlanta's only touchdown of afternoon. Later in fourth quarter, gained nine yards to Atlanta 23-yard line on 1-10. Carried up the middle for

five more yards on next play for first down. Caught a 20-yard pass from Johnson but a penalty nullified the play...At New Orleans (12/17), played in backfield for one play, spelling Jamal Anderson, but did not register a carry...Carried four times for two yards and led the club with two special teams tackles in season-finale vs. Kansas City (12/24).

College: Led North Carolina A&T in rushing with 1,022 yards on 167 carries as a senior, including five 100-yard rushing games and six touchdowns. Played in only five games as a junior in 1998 after emerging as the school's leading rusher in 1997 with 476 yards with three rushing touchdowns as a sophomore. Played sparingly as a freshman with seven rushes for 74 yards, including a 50-yard run vs. Winston Salem.

Personal: Single. Majored in Agricultural and Biosystems Engineering. One of eight children with four brothers and three sisters. Rushed for over 2,500 yards at S.E. Halifax High School as he earned All-Region and All-Conference honors. Born on February 14, 1977 in Palmyra, North Carolina.

Smith's Career Statistics												
Year	Team	GP/GS	Rush	Yds	Avg.	LG	TD	Rec	Yds	Avg	LG	TD
2000	Atl	10/0	19	69	3.6	16	0	1	5	5.0	5	0
2001	Atl	16/12	237	760	3.2	58	5	19	230	12.1	79t	1
Totals		26/12	256	829	3.2	58	5	20	235	11.8	79t	1

Smith's Best Games				
Rushes	Yards	Long	Touchdowns	Receptions
27 vs. Dal (11-11-01)	148 vs. Dal (11-11-01)	58 vs. N.E. (11-4-01)	1 (5 times) last @ Mia (12-30-01)	4 (for 29 yards)
22 @ N.O. (10-21-01)	84 vs. N.E. (11-4-01)	44 vs. Dal (11-11-01)		@ GB (11-18-01)
21 @ Car (11-25-01)	83 @ N.O. (10-21-01)	24 vs. S.F. (10-14-01)		3 (for 20 yards)
21 @ Ari (9-30-01)	71 vs. Chi (10-7-01)	22 @ N.O. (10-21-01)		@ Ind (12-16-01)
20 vs. S.F. (10-14-01)	70 @ Ari (9-30-01)	21 @ Car (10-25-01)		2 (for 108 yards)
19 @ GB (11-18-01)	57 @ Car (11-25-01)	16 @ Mia (12-30-01)		@ Ari (9-30-01)
17 vs. Chi (10-7-01)	50 vs. S.F. (10-14-01)	16 @ S.F. (11-19-00)		
16 vs. N.E. (11-4-01)	49 @ Ind (12-16-01)	16 @ Phil (12-3-00)		





MATT STEWART



LINEBACKER

6-3 • 232

2nd season • Vanderbilt

Born 8-31-79 • Columbus, OH

Acq: FA '01

ATLANTA FALCONS

Transactions: Originally a fourth round, the second of two fourth round selections, (102nd pick overall) draft choice by Atlanta in 2001.

NFL: Good athlete with prototypical linebacker size...Made the roster as a rookie after a strong training camp...Saw more action at nickel and strongside linebacker as season progressed...Went on to play in 15 games as a reserve linebacker and important special team contributor where he finished second on the team with 17 tackles.

2001: Finished with 16 tackles on defense in 15 games played as a rookie...Added 17 special teams stops to finish behind team leader LB Artie Ulmer who posted 21 tackles...Began the season slowly after suffering a hip flexor in preseason finale vs. Tampa Bay (8/31) and was one of the club's deactivations for the opener at S.F. (9/9)... Played in his first pro game on special teams vs. Carolina (9/23), recording one tackle and saw limited action as a reserve linebacker...Saw his most extensive time at weakside linebacker in nickel defense at Arizona (9/30) with an injury to starter Chris Draft (who did not play) and managed a career-high seven tackles. Also added a special teams tackle...Continued to play in nickel defense vs. S.F. (10/14) and totaled three tackles with one special teams tackle...At New Orleans (10/21) played as a reserve linebacker and was part of an aggressive defense that helped limit New Orleans to just 130 total yards and three points in the second half. Finished with one tackle...Part of successful punt return team that sprung Darrien Gordon for two crucial returns of 74 and 41 yards in the fourth quarter vs. Dallas (11/11), which helped set-up the go-ahead touchdown and an insurance field goal. Made one special teams tackle...Reserve linebacker at Green Bay (11/18) that helped to hold RB Ahman Green, the NFL's leading rusher coming into the game, to just 62 yards rushing...Amassed three tackles on defense as a reserve linebacker and had one stop on special teams vs. St. Louis (12/2)...Led the special teams units with a career-high two tackles vs. Buffalo (12/23).

College: Earned All-SEC first-team honors as a senior and was named team MVP and Outstanding Defensive Player. Led the team with a career-high 108 tackles and added 6.5 sacks 12.5 tackles for loss, a team-best four fumble recoveries and three interceptions. Named to the SEC's academic honor roll for two straight seasons as a junior and sophomore. Totaled 269 tackles in 44 games played at Vandy with 15 sacks.

Personal: Married (Betsy). All-State first-teamer at DeSales High in Columbus, Ohio. Amassed 7.5 sacks as a defensive end with 1,340 yards rushing from his running back position as a senior. Named district Co-Defensive Player of the Year and was a member of the National Honor Society in the class room. Also letter in basketball, averaging 17 points and eight rebounds per game. Mechanical Engineering major in college. Brother, Todd, was a four-year starter at Kenyon College and his father, Marty, served as a high school football coach for more than a decade.

FALCON NOTES...

- Is an active participant in charity events for the Falcons Youth Foundation in addition to volunteering time to Eagle Ranch, a home for needy children.

Stewart's Career Statistics

Year	Team	GP/GS	Tckls	Solos	Sacks	Int	FF	FR	PD	SpTms
2001	Atl	15/0	16	9	0	0	0	0	0	17

Stewart's Best Games

Tackles	Solos	Sacks	Special Teams Tkls
7 vs. Chi (10-7-01) 3 vs. StL (12-2-01) 3 vs. S.F (10-14-01)	6 vs. Chi (10-7-01) 1 (2 times) last vs. StL (12-2-01)	None	2 vs. Buff (12-23-01)



ATLANTA
FALCONS



JOHN THIERRY



LINEBACKER/DEFENSIVE END

6-4 • 262

9th season • Alcorn State

Born 9-4-71 • LaGrange, GA

Acq: UFA -G.B. (3-27-02)

ATLANTA FALCONS

Transactions: Originally a first round (11th pick overall) draft choice by Chicago in 1994. Signed by Cleveland as an unrestricted free agent from Chicago on February 26, 1999. Signed by Green Bay as an unrestricted free agent from Cleveland on February 17, 2000. Signed by Atlanta as an unrestricted free agent from Green Bay on March 27, 2002.

FALCON NOTES...

-avid outdoorsman who enjoys spending his spare time hunting and deep-sea fishing

NFL: Saavy, eight-year veteran who provides good outside quickness...Experienced performer in 120 NFL games with three different teams...Former #1 draft pick of the Chicago Bears in 1994 where he spent his first five seasons...Also played in Cleveland and Green Bay...Led his team in sacks in two out of the last three seasons...Has been utilized as a linebacker and defensive end during career and that role will continue in Atlanta in 2002.

2001: Started at the 'Elephant' defensive end position for most of a second consecutive year in Green Bay before finishing the season on injured reserve...Totaled 3.5 sacks, tied for fifth on the team, among 29 tackles and added two fumble recoveries, two passes defended, 14 QB pressures and 15 QB hits...Also credited with his second safety of his career...Suffered a medial right knee sprain in the first half of the Monday Nighter at Jacksonville (12/3), forcing him to be inactive for contests with Chicago (12/9), and at Tennessee (12/16). Returned to the lineup for the Cleveland game (12/23) but went out in the first half after aggravating the MCL sprain...Deactivated vs. Minnesota (12/30) and then placed on injured reserve on January 2, 2002...Contributed a season-high six tackles, including a sack of QB Brad Johnson, vs. Tampa Bay (11/4) and added five QB pressures and four QB hits...Shared a sack of Redskins QB Jeff George vs. Washington (9/24) in Monday Night shutout win while being credited with two tackles, one pressure and three QB hits...Collared a sack of QB Brad Johnson at Tampa Bay (10/7) along with a fumble recovery of a Johnson miscue...Made an important fumble recovery for the second straight week, falling on the ball in Green Bay territory after DL Santana Dotson had sacked QB Elvis Grbac and knocked the ball loose late in the first half win vs. Baltimore (10/14)...Registered two tackles, two pressures and two QB hits at Detroit (11/22) and also touched Lions' RB Lamont Warren down in the end zone for a safety early in the fourth quarter...Sacked QB Chris Weinke among two tackles at Carolina (9/30).

2000: Manned the right 'Elephant' defensive end position in coordinator Ed Donatell's defense...Played through painful shoulder and knee injuries to start all 16 games, waiting until after the season to undergo arthroscopic procedures on both shoulders and the left knee, and still led the Packers in sacks, quarterback pressures and quarterback hits...Started all 16 games at right defensive end in his first season with Green Bay, pacing the Packers in quarterback sacks (6), pressures (7) and QB hits (21)...Led the team's defensive linemen in total tackles with a career-high 62, solo tackles with 38 and passes defended with 4 (tie)...Authored an active inaugural Packers performance in season opener vs. the N.Y. Jets (9/3), registering a career-high nine tackles, including one for loss, and exhibiting strong back-side pursuit all game long...Notched a sack of the Bills' QB Rob Johnson among seven stops in the following week's contest at Buffalo (9/10), additionally contributing one pressure and two QB hits...Had a sack of the Eagles' Donovan McNabb and broke up a pass in

win over Philadelphia (9/17)...Posted a season-high two passes defended, plus two QB hits, at Arizona (9/24)...Registered eight tackles, including a sack of Cade McNown, vs. Chicago (10/1) and also added had a season-high four QB hits and one pass defended against his former team...Paced Green Bay in both pressures (3) and QB hits (3), along with recording 4 tackles and sharing a sack with Kabeeb Gbaja-Biamila, in win over San Francisco (10/15)...Made five stops at Tampa Bay (11/ 12)...Harassed the Colts' Peyton Manning in win over Indianapolis (11/19), posting a sack, two pressures and one QB hit...Equaled his season high with four QB hits in Monday night game at Carolina (11/27)...Put together a strong season finale in overtime win over Tampa Bay (12/24), recording a season-high two sacks of the Bucs' Shaun King to take over the club lead.

1999: Appeared in all 16 regular-season games in his one year with the Cleveland Browns, starting 10 contests – three early-season games at linebacker and the final seven at defensive end...Recorded 44 total tackles (33 solo)...Led the Browns with a career-high seven sacks and was second on the club with 13 quarterback hits...Recorded a sack of the Patriots' Drew Bledsoe among two tackles vs. New England (10/ 3)...Notched four stops and a sack vs. Baltimore (11/7)...Registered four tackles, one QB hit and set up a Cleveland touchdown by intercepting a Kordell Stewart pass and returning it eight yards to the Steelers' 15-yard line in game at Pittsburgh (11/14). The ensuing touchdown three plays later reduced Pittsburgh's lead to 15-13 in a game later won by the Browns, 16-15...Totaled a season-best eight tackles, including a career-high three sacks, at San Diego (12/5)...Recorded a sack among two tackles, plus two quarterback pressures, vs. Jacksonville (12/19).

1998: Appeared in all 16 regular-season games in his final season with Chicago, including nine starts...Recorded 43 tackles (19 solo), three sacks, one interception among three passes defended and a career-high three forced fumbles...Recorded four tackles, including a half-sack, at Pittsburgh (9/13)...Made three stops, including a sack for a safety when he pressured Bucs quarterback Trent Dilfer out of the end zone at Tampa Bay (9/20)...Posted a forced fumble among six tackles at Arizona (10/11)...Totaled five tackles, one sack and forced a fumble which led to a touchdown at Green Bay (12/13)...Recorded first career interception in Baltimore contest (12/20), picking off Jim Harbaugh on the Ravens' opening drive and he also forced a fumble and made two tackles in the Bears' 24-3 win.

1997: Started at left end in the Bears' first nine games before suffering season-ending knee injury...Finished injury-shortened season with 29 tackles, three sacks, two passes defended and first established his career high of three forced fumbles...Led defensive line with five stops, including a sack and a forced fumble, vs. Detroit (9/14)...Recorded two sacks and forced two fumbles at Miami (10/27) – one fumble led to a touchdown while the second caused a safety...Ruptured left anterior cruciate ligament in second quarter vs. Washington (11/ 2) and missed the remainder of the season, snapping a streak of 57 consecutive games played...Was placed on injured reserve Nov. 5.

1996: Appeared in all 16 games with two starts, seeing most of his action at defensive end in passing situations...Had two sacks among 19 total tackles...Made two stops in a starting assignment for the injured Al Fontenot vs. Green Bay (10/ 6)...Registered one tackle and a sack at Minnesota (10/28)...Recorded three stops, a forced fumble and one sack at Kansas City (11/17)...Made four tackles vs. St. Louis (12/8) in second start of the season...Recorded a season-high five stops (four solo) in finale at Tampa Bay (12/22).

1995: Played in 16 games with seven starts...Posted the highest sack total (4) of his five years with Chicago among 33 total tackles...Also enjoyed career bests in fumble recoveries (4) and passes defended (6)...Additionally forced two fumbles...Had a season-high two sacks among a season-best eight tackles (5 solo) at Tampa Bay (9/17), also contributing one forced fumble, one fumble recovery and one pass defended to earn a game ball...Tied a club record with three fumble recoveries vs. Houston (10/22)...Registered one sack each in contests at Minnesota (10/30) and vs. Pittsburgh (11/5), adding a forced fumble against

the Vikings...Received game ball for a career-high three special teams tackles in performance at N.Y. Giants (11/26)...During course of the season, rotated with Fontenot at right end position.

1994: Saw action in all 16 games, with one start, in his rookie season with the Bears...Played right end in the 'nickel' defense as well as contributing on special teams...Got into both postseason games as well, rotating in at end and on the specialty units...Finished season with 10 tackles (7 solo) and two passes defended...Made his lone start of the year in place of the injured Trace Armstrong at Miami (11/13), posting three solo tackles...Contributed with three stops, one pass defended and one kickoff return (no yards) vs. Minnesota (9/18).

College: Was a two-year starter at strong-side linebacker and three-year letter winner (1991-93) at Alcorn State University. Finished collegiate career with 180 total tackles (123 solo), 13 sacks, 22 stops for loss, 64 quarterback hurries, four forced fumbles, five fumble recoveries and seven passes defended. Earned first-team All-America and All-Southwestern Athletic Conference honors as a senior, when he registered nine sacks among 119 total tackles (81 solo), including a pair of three-sack games and a 20-tackle effort against Mississippi Valley State. Also was a first-team All-SWAC selection as a junior, totaling 31 quarterback hurries, a team-high four fumble recoveries and three forced fumbles, in addition to four sacks and six tackles for loss. Saw action in eight games in a reserve role in 1991. Spent 1990 as a reserve tight end before switching over to defense the following year. Redshirted in 1989. Performed for the school's track team for four years (1990-93) as a sprinter as well as handling the shot put, discus and javelin. Earned a degree in pre-pharmacy, with an emphasis in biology and chemistry.

Personal: Married (Elin) with one daughter, Jordan (born 1/19/01). Enjoys working with a variety of charities and small community groups. Born John Fitzgerald Thierry in Houston, Texas. Was an all-state selection in football and track as a junior and senior at Plaisance High School in Opelousas, La. Also earned all-state recognition in basketball his senior year. Hobbies include playing golf, fishing and hunting.

Thierry's Career Statistics										
Year	Team	GP/GS	Tckds	Solos	Sacks	Int	Yds	FF	FR	PD
1994	Chi	16/1	10	7	0	0	0	0	0	2
1995	Chi	16/7	33	19	4.0	0	0	2	4	6
1996	Chi	16/2	19	11	2.0	0	0	1	0	2
1997	Chi	9/9	32	8	3.0	0	0	3	0	2
1998	Chi	16/9	42	19	3.5	1	14	3	0	3
1999	Cle	16/10	44	33	7.0	1	8	2	0	1
2000	G.B.	16/16	62	38	6.5	0	0	0	0	4
2001	G.B.	15/12	29	15	3.5	0	0	0	2	2
Totals:		120/66	271	150	29.5	2	22	11	6	22
Additional Stats: Safety - 2001 (1), 1997 (1), KO Return - 1994 (1-0) Special Teams Tackles - 1995 (4), 1994 (5)										
Thierry's Best Games										
Tackles		Solos		Sacks		Fumble Recoveries				
9 @ NYJ (9-3-00) 8 vs. Chi (10-1-00) 8 @ S.D. (12-5-99) 7 @ Buf (9-10-00) 6 vs. T.B. (11-4-00) 6 @ Ari (10-11-98)		7 @ NYJ (9-3-00) 6 @ Buf (9-10-00)		3 @ S.D. (12-5-99) 2 vs. T.B. (12-24-00) 2 @ Mia (10-27-97) 2 @ T.B. (9-17-95)		3 vs. Hou (10-22-95) (Ties NFL Record)				



ATLANTA
FALCONS



MICHAEL THOMPSON

TACKLE

6-4 • 295

3rd season • Tennessee State

Born 2-11-77 • Savannah, GA

Acq: D4 '00 (100th)

66



ATLANTA FALCONS

Transaction: Originally a fourth round (100th pick overall) draft choice by Atlanta in 2000.

FALCON NOTES...

- Donated tickets, clothing, time and money to HeavenSent, an organization which assists underprivileged kids.

NFL: Agile, quick athlete who flashed potential as a rookie when he worked his way into the starting lineup with two starts before being lost for the season with an Achilles injury...Will compete for role in his third season after seeing limited action in 2001.

2001: Played in two games with one start...Relieved starting RT Travis Claridge throughout the game at S.F (9/9) in the season opener...Deactivated for the next 14 consecutive weeks...Sustained a foot injury during practice prior to the New England (11/14) contest which further hampered his development...Started for the first time all season in the season-finale at St. Louis (1/6) and played for the first time since the season opener at right tackle when starter Ephraim Salaam was felled with an ankle injury and was deactivated.

2000: Back-up tackle coming out of training camp...Started both games he played in at right tackle after a reshuffling of offensive line by coaches after four games before being felled with a Achilles tendon tear that ended his rookie year...Season began slowly as he suffered a neck injury in practice prior to season opener vs. S.F (9/3)...Deactivated for first four games before returning to practice during the week prior to the game at Philadelphia (10/1)...Started for first time in career in first pro game at Philadelphia (10/1) at right tackle as coaches made three starting lineup changes on the offensive line. Rookie Travis Claridge moved from RT to RG and Chris Banks lined up at LG in place of Bob Hallen, in addition to Thompson's start at RT. The last time the Falcons had two rookie draft choices start in the same game (Thompson and Claridge) on the offensive line was December 18, 1988 vs. New Orleans when RT Houston Hoover and RG Stan Clayton started the season finale...The following week vs. New York Giants (10/8) he started again at right tackle but was lost with a partial tear of his right Achilles tendon in first quarter. Underwent surgery on October 10, 2000 and was placed on injured reserve on October 11, 2000, ending his promising rookie season. Ephraim Salaam took over at right tackle.

College: All-American first-team and Division I-AA Offensive Lineman of the Year by SportsPage.com for Tennessee State as a senior. Added All-Ohio Valley Conference first team accolades. Manned the demanding left tackle position, grading 88.7% for blocking consistency, as he delivered 119 knockdown blocks for an offense that ranked 10th in the nation in passing (307.0 ypg) and eighth in scoring (37.8 ppg). The team ranked first in the NCAA Division I-AA polls during the regular season after compiling an 11-0 record, only the third time in school annals that TSU has gone undefeated over the course of a season. An incredible 14 of the team's 19 touchdowns rushing and 25 of TSU's 50 offensive scores came as a result of a key block by Thompson. Did not allow a sack as he led a superb blocking effort upfront that saw Tiger quarterbacks sacked a league-low ten times. As a redshirt junior, started all year at left tackle for first time in career, delivering 71 knockdown blocks and grading 83.3% for blocking consistency as he helped the Tigers lead the conference in total offense (467.2 ypg), passing offense (303.3 ypg) and scoring (39.1 ppg). Did not allow a sack in his final ten contests. Moved to offensive tackle in the spring before junior season but was granted a medical redshirt. As a sophomore, played in ten games as a tight

end, finishing with six catches for 71 yards (11.8 avg.). Started 11 games as a true freshman at defensive tackle, recording 32 tackles (17 solos) with two sacks for minus 8 yards and four stops for losses of 10 yards.

Personal: Single. Has a six-year-old daughter, April. One of three children (brother, Darnell and sister, Ashley) of Sharon and Michael Thompson. Cousins are defensive end Ross Browner (Cincinnati, Minnesota) and defensive back Joey Browner (Minnesota) both starred in the NFL in the 1980s. Appeared in 20 games as a forward on TSU's 1996-97 basketball team, earning nine starts while averaging 1.9 points and 2.3 rebounds per-game. Two-time All-City pick, adding second-team All-Region honors as a senior at Windsor Forest (Savannah, Ga.) High. Named team Most Valuable Player, recording 167 tackles with six sacks as a defensive lineman in his final year. Also lettered three times in basketball, leading his team to the Georgia Final Four Championship. Born Michael Anthony Thompson on February 11, 1977 and resides in Savannah, Georgia in the offseason.

Thompson's Career Games Played/Started

Career Totals: 4/3

Regular Season: 2001 (Atl 2/1), 2000 (Atl 2/2)





ARTIE ULMER

LINEBACKER

6-3 • 247

5th Season • Valdosta State

Born 7-30-73 • Rincon, GA

Acq: FA '01



ATLANTA FALCONS

Transactions: Originally a seventh round (220th pick overall) draft choice by Minnesota in 1997. Waived by Minnesota on August 25, 1998. Signed as a free agent by Denver January 13, 1999. Signed by San Francisco to the practice squad on September 13, 2000. Signed by San Francisco to the 53-man roster from the practice squad on September 20, 2000. Signed as a free agent by Atlanta on April 16, 2001.

FALCON NOTES...
-an avid softball player who enjoys playing in the off-season

NFL: Solid special teams contributor over his career and led the Falcons in his first season in tackles with a career-high 21 stops in 2001...Gained valuable playing experience in line-backing corps during 12 games of the 2000 season for the 49ers...Has spent time with Minnesota, Denver and San Francisco.

2001: Performed in 15 games as a reserve weakside linebacker and special teams leader...Finished with a team and personal-best of 21 special teams tackles and added six tackles on defense...Missed the game at New Orleans (10/21) due to a groin injury...Showed he was going to be a special teams standout in season-opener at S.E (9/9) when he collared a team-high two special teams stops against his former team...Led the special teams for the second straight game with two tackles vs. Carolina (9/23) to be named special teams MVP by coaches. Also managed one tackle and one QB pressure on defense...Reserve linebacker who had increased role with a toe injury to starter Chris Draft at Arizona (9/30) and responded with a season-high four tackles...In the rematch vs. S.E (10/14) made one tackle on defense and one special teams tackle...Sunday deactivation due to groin injury at New Orleans (10/21)...Returned to action vs. New England (11/4) and was part of successful punt return team that sprung Darrien Gordon for two crucial returns of 74 and 41 yards in the fourth quarter vs. Dallas (11/11), which helped set-up the go-ahead touchdown and an insurance field goal...At Green Bay (11/18) recorded two tackles on special teams to lead the unit...Named special teams MVP by coaches at Carolina (11/25) with a forced fumble on a kickoff return (that the Panthers recovered) and a special teams tackle. Knocked the ball loose from returner Steve Smith at the Carolina 30-yard line in the first quarter...Deflected a punt in the third quarter off the foot of P Matt Turk that forced a 17 yard kick at Miami and came up with one tackle.

2000: Enjoyed his most productive NFL season...Played in 12 games with two starts at linebacker for the 49ers, recording 18 tackles and one sack...Also added 12 special teams tackles on the season...Spent one week on the 49ers practice squad before being signed to the 53-man active roster (9/19)...Did not attend an NFL training camp in 2000...Earned first-career start at right inside linebacker in place of the injured Winfred Tubbs (right hamstring) at Carolina (10/22). Registered a career-high 11 tackles (five solo), including a five-yard sack, and one QB pressure...Got second-career start vs. St. Louis (10/29). Credited with two solo tackles and one assisted special teams tackle vs. Rams...Had one solo tackle and two special teams tackles (one solo) vs. Atlanta (11/19)...Assisted on three tackles, including two on special teams, vs. New Orleans (12/10)...Inactive (groin) at Denver (12/23).

1999: Played in seven games for Denver recording one tackle and five special teams tackles on the season...Saw action on special teams in the first seven games of the season...Garnered one solo tackle at Kansas City (9/19)...Recorded one special teams tackle vs. New York Jets (10/3)...Registered two special teams tackles in games vs. Green Bay (10/17) and at New England (10/24)...Was listed as inactive vs. Minnesota (10/31) due to a knee injury...Placed on Injured Reserve (11/4) for the remainder of the season after sustaining a tear of his left anterior cruciate ligament.

1998: Went to training camp with Minnesota and was waived by the Vikings on August 25. Spent the season out of football.

1997: Was a member of the Minnesota Vikings active roster for the final 11 games of the season but did not see any game action.

College: Ulmer was All-Gulf South Conference, finishing second in the conference in sacks with eight as a senior defensive tackle. He transferred in 1995 from Georgia Southern where he had not played since 1993 when he was limited to two games by a shoulder problem. Did not play in 1992 and was redshirted in 1991. Majored in education.

Personal: An all-area lineman at Effingham County High School in Rincon, Ga. Born on July 30, 1973 in Rincon.

Ulmer's Career Statistics										
Year	Team	GP/GS	Tckls	Solo	Scks	Yds	PD	FF	FR	SpTm
1997	Minn	0/0	0	0	0	0	0	0	0	0
1998	- OUT OF FOOTBALL -									
1999	Den	7/0	1	1	0	0	0	0	0	5
2000	S.F.	12/2	18	8	1.0	5	0	0	0	12
2001	Atl	15/0	6	3	0	0	0	0	0	21
Total		34/2	25	12	1.0	5	0	0	0	38
Ulmer's Best Games										
Tackles			Sacks			FF			FR	
11 @ Car (10-22-00)			1 @ Car (10-22-00)			None			None	





DARRICK VAUGHN

CORNERBACK/RETURNER

5-11 • 193

3rd season • Southwest Texas

Born 10-2-78 • Aldine, TX

Acq: D7 '00 (211th)



ATLANTA FALCONS

Originally a seventh round (211th pick overall) draft choice by Atlanta in 2000.

Dangerous, speedy returner who led the NFL and established a new Falcon record with a 27.7 kickoff return average as a rookie in 2000...Third on club's all-time KOR list with 100 returns for 2,573 yards...Returned three kickoffs for touchdowns in 2000, including one return for 100-yards, to tie another club mark...His three kickoff returns for touchdowns marked only the ninth time in NFL history that a player has returned three or more kickoffs for scores in a single-season...Added another touchdown in 2001 of 96 yards for his fourth career score to establish a new Falcons record...His 1,491 kickoff return yards in 2001 broke a 21 year-old club record...Owns a 25.7 career KOR average, which is the best in team history...Put his name in the NFL record book when the game opened with back-to-back kickoff returns at St. Louis (10/15/00) as Tony Horne followed up Vaughn's 96-yard score on a pending kickoff with a 103-yard return of his own...Earned Associated Press second-team All-Pro honors as a kick returner and was an All-Pro second-team choice by College & Pro Football Newsweekly...Named an All-NFC first-team selection by Pro Football Weekly and Football News and garnered All-Rookie accolades by Pro Football Weekly and Football News...Will compete for nickel back duties in 2002.

FALCON NOTES...

-despite setting a franchise record for kickoff return average his rookie season with 27.7 yards. He did not return kickoffs while attending Southwest Texas State

2001: Played in all 16 games as top kickoff returner and reserve cornerback...Saw extensive action early in the season in nickel situations. Returned 61 kickoffs for 1,491 yards for a 24.4 average with a long return of 96 yards for a touchdown...The 1,491 kickoff return yards bested the previous club mark of 1,143 yards by Reggie Smith in 1981...Adding last year's totals, he now owns the top KOR average in team history at 25.7. The previous high was Tony Smith's 24.9 mark from 1992-94...Registered a career-high 29 tackles to go along with his first NFL interception in the secondary...Started the season in up-and-down fashion at S.F. (9/9). Returned three kickoffs for 51 yards with a long of 27. Played both as a nickel cornerback in place of an injured Conrad Hamilton (hamstring) and in place of Ashley Ambrose (leg cramps) in base defense and totaled four tackles. Beaten by WR J.J. Stokes for a 47-yard reception to the Atlanta 11 yard line on first possession of fourth quarter. Two plays later, on single coverage, Stokes scored on a 16 yard touchdown reception to close the gap to 13-10 Atlanta. Missed a tackle on WR Tai Streets' 52 yard catch-and-run in overtime to set-up game-winning field goal...Returned four kickoffs for 100 yards for a 25.0 average vs. Carolina (9/23) and also had two tackles as a nickel back on defense, replacing Conrad Hamilton (hamstring)...At Arizona (9/30) intercepted his first pro pass of his career as a nickel back and returned one kickoff for 20 yards. Picked off a QB Jake Plummer pass in the fourth quarter at the Atlanta 26 yard line to stop an Arizona drive...Vs. Chicago (10/7) returned three kickoffs for 77 yards and a 25.7 average and made one tackle on defense. Beaten by WR Marty Booker down the middle of the field for a 63 yard touchdown on the first play of the fourth quarter...Ran back a 57-yard return in the second half and totaled four KOR's for 138 yards vs. New England (11/4)... Returned four kickoffs for 102 yards for a 25.5 average vs. Dallas (11/11). Also recovered a perfectly executed onside kick at the beginning of the sec-

ond half and Atlanta drove the length of the field for a field goal to draw to within three points at 13-10. Named special teams MVP by coaches...Returned two kickoffs for 44 yards with a long of 29 at Carolina (11/25) and as a nickel back on defense made a career-high and season-best five tackles with one pass defended...Brought back four returns for 116 yards and a 29.0 average vs. St. Louis (12/2) with long returns of 38 and 37 yards. With those 116 kickoff return yards, moved past Sylvester Stamps into fourth place on the club's all-time kickoff return list with 1,978 yards. Finished with three tackles as a nickel back on defense...Vs. New Orleans (12/9) with his 72 kickoff return yards, he moved past Ron Smith (1,989) into third place on the Falcons' all-time list with 2,050. Fumbled a kickoff in the first quarter that New Orleans recovered at the Atlanta 20-yard line. The Saints scored a touchdown two plays later to take a 14-7 lead...Tied a career-high with seven kickoff returns at Indianapolis (12/16) with 195 kickoff return yards. He also had seven returns at Oakland (11/26/00). Posted a long return of 42 yard and also had a 64 yard return (to the Colts' 26-yard line) nullified by penalty...Returned six kickoffs for 82 yards vs. Buffalo (12/23) and played as a nickel back (four tackles). Beaten for a 31-yard pass reception by WR Reggie Germany to the Atlanta three-yard line with 1:17 remaining in the game and the Falcons clinging to a 30-23 lead. Buffalo scored on a controversial three-yard touchdown pass three plays later to tie the score...Established a new Falcons record by returning a third quarter kickoff 96 yards for a touchdown for his record breaking fourth career kickoff return for a score at St. Louis (1/6). The previous record was shared by Vaughn (2000) and Deion Sanders (1989-93) with three career KOR touchdowns. Also set a single-season Falcons record for most kickoff return yards in a season with 1,491. Set a personal-high with 198 kickoff return yards to break his previous best of 195 KOR yards at Indianapolis (12/16) earlier in the season. Finished the day with six returns for those 198 yards.

2000: Returned 39 kickoffs for 1,082 yards with three touchdowns to lead the NFL with a 27.7 average and also bested the 27.5 average by Sylvester Stamps in 1987 in Falcon record books...Shared kickoff return duties with Tim Dwight...The three scores set a single-season club record, surpassing the two returns for touchdowns by Deion Sanders in 1992 and Byron Hanspard in 1997...Returned a 100-yard kickoff at Denver (9/10), a 96-yarder at St. Louis (10/15) and an 88-yard return at New Orleans (12/17) all for touchdowns. The NFL record is four kickoff returns in a single-season by Travis Williams of Green Bay in 1967 and Cecil Turner of Chicago in 1970...Became the third Falcon player to return a kickoff for a touchdown in his rookie season, joining Tim Dwight in 1998 and Byron Hanspard in 1997...The 1,082 return yards were second in team history to the 1,143 yards by Reggie Smith in 1981...Credited with nine tackles on defense with two passes defended as a reserve defensive back and four special teams tackles in 16 games played...Made his NFL debut in the first quarter of the season-opener vs. S.F. (9/3) and returned his first ever pro kickoff (and the Falcons' first of the season) for 57 yards to the S.F. 45-yard line. Helped set-up Atlanta's first score on a 43-yard field goal to cut the deficit to 7-3 on ensuing drive. Also played as a nickel back in the secondary...Returned a kickoff 100-yards for a touchdown at Denver (9/10) on his second-ever pro return with :43 left in the first half for Atlanta's first score of the day. The 100-yard touchdown tied the team record for longest kickoff return in team history with WR Dennis Pearson (at St. Louis on 12/17/78) and CB Deion Sanders (at S.F. on 10/13/91). It was the first return for a score in the regular season by a Falcon since Tim Dwight returned one for 93-yards vs. Carolina (10/4/98). He became the third Falcon to return a kickoff for a touchdown in his rookie season, joining Dwight (in 1998) and Byron Hanspard (in 1997). His kickoff return was the 11th touchdown return in Falcons history...With the absence of Tim Dwight (appendicitis), he assumed the kickoff returns duties full-time at Carolina (9/17). Totaled three returns for 66 yards with a long of 28...Remained in that capacity vs. St. Louis (9/24) and ran back four kickoffs for 90 yards with a long of 30. Fumbled a return in third quarter after St. Louis had scored on a controversial 94-yard fumble return and St. Louis recovered at Atlanta 21-yard line. Falcons defense held the Rams to a field goal and a 27-13 lead but game's momentum changed. Served as slot cover man in dime defense...Dwight returned at Philadelphia (10/1) and Vaughn played as a nickel back and outside gunner on special teams. Returned the final kickoff for 18 yards...At St. Louis (10/15), returned the opening kickoff 96 yards for a touchdown for his second return for a

score. It was the first opening kick for a score since Tim Dwight's 93-yarder vs. Carolina (10/4/98) opened the game in 1998. The Rams countered as Tony Horne returned the subsequent kickoff 103-yards for a touchdown. It marked the first time in NFL history that a game opened with each team returning a kickoff for a touchdown. Led the NFL after seven weeks with an eye-opening 37.3 yard average. Captured the DirectTV "NFL Play of the Week" Award (along with Horne) for his kickoff return TD...Returned three kickoffs for 91 yards and a 30.3 average with a long of 35 and added a special teams stop vs. New Orleans (10/22)...At Oakland (11/26), ran back a season-high seven kickoffs for a personal-best 165 yards...Recorded his third kickoff return touchdown of the season to establish a new Falcon record with an 88-yard return with the second half kickoff at New Orleans (12/17). The score helped Atlanta cut the margin to 13-7. Became the ninth players in NFL history to return three kickoffs for touchdowns in a season. The record is four by Green Bay rookie Travis Williams in 1967 and Chicago's Cecil Turner in 1970. Took a short Doug Brien kick on the left side and burst through the middle after a key block by LB Jeff Kelly and sprinted down the right side for the score. Became the sixth Falcon to record at least 1,000 kickoff return yards in a season. Also, added two tackles as a nickel back in passing situations...Played his most extensive time in the secondary all year as a reserve DB because of an ankle injury to CB Elijah Williams vs. Kansas City (12/24) in season-finale. Responded with increased playing time by totaling then a career-high four tackles and recovered his first fumble of his career. Did not return any kickoffs. After S Marty Carter sacked and forced a fumble on QB Elvis Grbac in fourth quarter, he recovered the fumble at the Kansas City eight-yard line. Two plays later, QB Chris Chandler found TE Brian Kozlowski for a six-yard touchdown pass and a 26-7 lead. Would have been credited with his first interception of his career later in the fourth quarter but referee ruled the ball hit the ground.

College: Team defensive co-captain for final two seasons at right cornerback. Recorded 43 tackles (33 solos) with four pass deflections and four interceptions during his senior campaign. Returned eight punts for 116 yards (14.5 avg.) and a touchdown. As a junior, he started every game at right cornerback, coming up with 42 tackles (27 solos) and a fumble recovery while deflecting four passes and intercepting three others. Also returned 12 punts for 58 yards (4.8 avg.).

Personal: Single. Lettered in football at Nimitz (Aldine, Texas) High, recording 50 tackles his senior season. Also added six fumble recoveries, two caused fumbles, three interceptions and one quarterback sack. Lettered twice in track and field and was team MVP as a senior. Exercise and Sports Science major at Southwest Texas. Born October 2, 1978 in Houston, Texas and lives in Aldine, Texas in the offseason.

Vaughn's Career Statistics

Year	Team	GP/GS	Tkls	Solo	Int	Yds	PD	FR
2000	Atl	16/0	9	9	0	0	2	1
2001	Atl	16/0	29	19	1	0	1	0
Totals		32/0	38	28	1	0	3	1
Kickoff Returns								
	Year	No.	Yds.	Avg.	LG	TD		
	2000	39	1,082	27.7	100t	3		
	2001	61	1,491	24.4	96t	1		
	Totals	100	2,573	25.7	100t	4		
Additional Statistics: Special Teams Tackles- 2001 (9, 1 inside kick recovery), 2000 (4)								

Vaughn's Best Games				
Returns	Yards	Long	Touchdowns	Long TD's
7 @ Ind (12-16-01)	195 @ Ind (12-16-01)	100t @ Den (9-10-00)	1 (4 times) last time 96 yards @ StL(1-6-02)	100 @ Den (9-10-00)
7 @ Oak (11-26-00)	165 @ Oak (11-26-00)	96t @ StL (1-6-02)		96 @ StL (1-6-02)
6 vs. Buf (12--23-01)	138 vs. N.E. (11-4-01)	96t @ StL (9-24-00)		96 @ StL (9-24-00)
5 vs. S.F (10-14-01)	117 @ N.O. (12-17-00)	88t @ N.O. (12-17-00)		88 @ N.O. (12-17-00)
5 vs. Sea (12-3-00)	100 @ Den (9-10-00)	57 vs. N.E. (11-4-01)		
5 @ S. F. (11-19-00)	96 @ StL (10-15-00)	57 vs. SF (9-3-00)		
	94 vs. Sea (12-3-00)			
Tackles	Solos	Passes Def.	Inteceptions	Fumble Rec.
5 @ Car (11-25-01)	4 vs. Buf (12-23-01)	1 @ Car (11-25-01)	1 @ Ari (9-30-01)	1 vs. K.C. (12-24-00)
4 vs. Buf (12-23-01)	4 @ Car (11-25-01)	1 vs. K.C. (12-24-00)		
4 @ S.F (9-9-01)	4 vs. K.C. (12-24-00)	1 vs. StL (9-24-00)		
4 vs. K.C. (12-24-00)				

Honors
<p>2000: Associated Press All-Pro, Second-Team College & Pro Football Newsweekly All-Pro, Second-Team Pro Football Weekly, Football News All-NFC, First-Team Pro Football Weekly, Football News All-Rookie, First-Team</p>

FALCONS LONGEST KICKOFF RETURNS	
100t	Darrick Vaughn at Denver, 9-10-00
100t	Deion Sanders at S.F., 10-13-91
100t	Dennis Pearson vs. Cardinals, 12-17-78
99t	Byron Hanspard at S.D, 12-7-97
99t	Deion Sanders vs. Wash., 9-13-92
99t	Ron Smith vs. Balt., 9-17-67
97t	Tony Smith vs. Pitt., 9-27-93
97t	Sylvester Stamps vs. S.F., 12-20-87
96t	Darrick Vaughn at St.L, 1-6-02
96t	Darrick Vaughn at St.L., 10-15-00
94t	Cliff Austin vs. N.O., 10-20-85
93t	Tim Dwight vs. Car., 10-4-98
93t	Byron Hanspard at Sea., 11-30-97
88t	Darrick Vaughn at N.O., 12-17-00



MICHAEL VICK



QUARTERBACK

6-0 • 215

2nd season • Virginia Tech

Born 6-26-80 • Newport News, VA

Acq: D1-'01

ATLANTA FALCONS

Originally a first round (1st pick overall) draft choice by Atlanta in 2001.

Rocket-armed quarterback with blazing speed who possesses dangerous threat as an elusive and instinctive runner...Top overall NFL draft choice in 2001 after a celebrated college career at Virginia Tech...Fourth Falcons #1 overall pick in club history (Tommy Nobis in 1966, Steve Bartkowski in 1975, Aundray Bruce in 1988)...Falcons traded their #1 pick (5th overall) and #3 pick in 2001, a #2 pick in 2002 and WR/KR Tim Dwight to San Diego for the rights to the #1 overall choice a day before the draft...One of the most heralded players to come out of the college ranks in years...Takes over reins as the club's starting quarterback at age 22 after serving as a back-up to Chris Chandler as a rookie...Started two games and played in a total of eight contests in 2001.

FALCON NOTES...

-Is the cousin of New Orleans Saints quarterback Aaron Brooks.

-Was drafted by the Colorado Rockies in the 30th round of the June 2000 MLB Draft despite not playing baseball since the eighth grade.

Started two of eight games played...Started vs. Dallas (11/11) and at St. Louis (11/6) as Chris Chandler sustained rib and elbow injuries, respectively...Played vs. Chicago (10/7), vs. New England (11/4), vs. St. Louis (12/2) and at Miami (12/30) due to various other injuries to Chandler...Inserted into the lineup during parts of games early in the season through a rotation system devised by coaches...Also used in a role as a situational substitution vs. Carolina (9/23) when he replaced starter Chris Chandler on third-and-goal in the fourth quarter and scored his first NFL touchdown on a designed roll out...Completed 50 of 113 passes for 785 yards with two touchdowns and three interceptions with a long completion of 52 yards...Rushed 29 times for 300 yards to finish second on team charts with a long of 35 yards and one touchdown...Completed passes covering 20 yards or longer 10 times with six coming from 30+ yards (52, 50, 48, 45, 34, 30, 26, 24, 23 and 21 yards)...Turned in long runs of 10 yards or more 12 times, including six of 20+ yards (35, 30, 25, 23, 20, 18, 16, 15, 13, 12 and 10 yards)...Also recorded three of the 10 longest runs by a Falcons quarterback ever, including the second longest run ever with a 35 yarder vs. New England (11/4)...In the season opener at S.F. (9/9) replaced starter Chris Chandler on second series of first quarter and third quarter. Rushed two times for 32 yards with a long run of 25 yards. The 25-yard scramble was the longest run by a Falcon quarterback since Bobby Hebert had a similar 25 yard run vs. St. Louis (12/15/96). Did not connect on any of his four pass attempts. Came into the game for the second time with 9:12 on the clock in the third quarter at the Atlanta 45-yard line and engineered a scoring drive. On 2-13 from S.F. 38-yard line out of shotgun formation, carried up the middle for a seven-yard gain to set-up 3-6 from S.F. 31-yard line. After taking the snap again from shotgun formation, avoided the pass rush and took off up the middle, maneuvering around several would-be tacklers, cutting down the right sideline for a 25 yard scramble before being forced out of bounds at the S.F. six-yard line. He misfired on consecutive pass attempts, one to WR Terance Mathis on 2-6 and then again on a pass intended for WR Tony Martin on 3-6, to force a field goal attempt. Atlanta converted on a 24-yard field goal by K Jay Feely for a 13-3 lead with 4:52 remaining in the third quarter...Scored his first NFL touchdown on a two-yard run around left end in the fourth quarter vs. Carolina to aide

in the 24-16 victory. Completed his first NFL pass with an 18 yard strike to WR Tony Martin in the second quarter. Completed 2-2 passes for 27 yards and rushed three times for 23 yards, including the one touchdown run. Entered the game at 8:23 of the second quarter on a 1-10 from the Atlanta 26-yard line. On the second play of the drive, connected with WR Tony Martin for a gain of 18 yards down the left sideline for a first down to the Atlanta 47 for first NFL completion. After he was sacked by Carolina's Jay Williams for minus-11 yards, he faced a 2-21 from the Atlanta 36. On a designed scramble, he gained nine-yards to bring up 3-12 from the Atlanta 45. On 3-12, he dropped back to pass and was forced to scramble in the face of a heavy rush and gained 12 yards and a first down. After a RB Jamal Anderson 10-yard rush, he faced a 1-10 from the Carolina 33. He hit TE Alge Crumpler for nine yards to the Carolina 24. The drive stalled at the Carolina five-yard line when Anderson failed to convert a 3-1 and Atlanta settled for a 25 yard field goal by Jay Feely for a 10-10 tie. With Atlanta facing a 3-2 from the Carolina two-yard line on its first drive of the fourth quarter, he was inserted into the lineup in place of QB Chris Chandler. He rolled to his left on a designed pass or run option and ran into the end zone for his first NFL touchdown to give Atlanta a 24-13 advantage. He did not play the rest of the game after suffering a rib injury on the play...Forced into third quarterback role at Arizona (9/30) due to injured ribs suffered on touchdown run vs. Carolina (9/23)...Started the second half in place of an injured Chris Chandler (concussion) vs. Chicago (10/7) and played the rest of the contest. Completed 12 of 18 passes for 186 yards with no touchdowns and no interceptions for a passer rating of 100.7 in most extensive time of the season to date. Rushed five times for 18 yards, including a long run of 18 yards. Came into the game for the first time on the third Atlanta offensive series of the game, which fell in the second quarter. Moved the ball consistently downfield in third and fourth quarters. Engineered the offense to the Chicago 27 yard line on his first possession of second half on an eight play 50 yard drive only to have K Jay Feely miss a 44 yard field goal, which would have closed the Chicago gap to just 10-3. On 3-21 from Chicago 45 yard line, he scrambled 18 yards for his longest run of the day to set-up field goal attempt on fourth down. After a LB Henri Crockett interception stopped a Chicago drive late in the third quarter with Chicago still holding to a 10-0 lead, he took over 1-10 from Atlanta's 26. Connected with rookie TE Alge Crumpler for a 30-yard gain to the Chicago 36 yard line, but Crumpler was stripped of the ball as he tried to gain more yardage and Chicago recovered, halting the drive. Guided the unit to a first-and-goal from the Chicago three yard line on first drive of fourth quarter on a nine play 70 yard drive. Hooked up with Crumpler for a 16-yard gain and FB Bob Christian for a 14 yard effort on the drive and rushed two times for 11 yards, including a two-yard gain on 3-1 from Atlanta 49 yard line, to keep the drive alive. On first-and-goal from the three, he rolled left out of the pocket and tried to stiff-arm DE Phillip Daniels, who sacked him and the ball popped loose. Chicago LB Brian Urlacher scooped up the loose ball and ran 90 yards for a touchdown and a 17-0 lead. Marched the offense right back down the field on the next possession on a 10 play 54 yard scoring drive that culminated in a 44 yard field goal. Led the offense to a 1-8 from Chicago eight-yard line on the drive but breakdowns forced two sacks on the next two plays to bring out the field goal unit. Fumbled twice with one turnover in the game...With Chandler's return, he dressed but did not play in the next two contests vs. S.F. (10/14) and at New Orleans (10/21)...Vs. New England (11/14) played for the first time since the second half vs. Chicago (10/7) as Chris Chandler was forced from the game with a rib injury at the end of the third quarter. Completed 2 of 9 passes for 56 yards, including a then career-long completion of 50 yards, and rushed 2 times for 50 yards with long run of 35 yards. Relieved Chandler with :26 left in the third quarter. Constantly blitzed from the time he entered the game and faced consistent pressure on every pass attempt as he endured three sacks. Engineered a 7 play 60-yard scoring drive on his first possession of the game. On 3-8 from the Atlanta 39 yard line, connected with WR Brian Finneran for a 50 yard gain to the New England 11-yard line for his longest completion of his career to date. After three rushing plays by RB Maurice Smith failed to get a first down, K Jay Feely hit a 20 yard field goal for a 24-10 deficit. On next possession, he went around left tackle for a 35 yard gain to the New England 21 yard line. The 35 yard run was the second longest rush by a Falcons quarterback ever. (The longest rush was a 45-yarder by QB Bob Berry vs. L.A. Rams on November 10, 1968.) On 2-20 from the New England 31 after a holding penalty, he scrambled around right end for 15 yards. An incomplete pass and then a sack on fourth down ended the drive. His last possession consisted of 1 completion in 6 pass attempts for six yards with one sack...Started for the first time in his pro career

vs. Dallas (11/11) when Chris Chandler was felled with a rib injury suffered in that New England (11/4) contest. Completed four of 12 passes for 32 yards with his first pro touchdown pass. Rushed two times for four yards. Recorded his first victory as a starter in a 20-13 win. On the field for a total of 40 plays. Rotated with back-up Doug Johnson in the second half after lining up behind center for the first two plays of the third quarter. Came into the game to start each series in the second half. On the field for two consecutive plays only one time during rotation. The pair rotated 22 times one-to-the-other. Engineered a 6 play, 73 yard drive in the first quarter. After RB Maurice Smith got loose for a 44 yard gain to the Dallas 29-yard line, Atlanta moved its way to the nine yard line. On 2-6 from the Dallas nine, he rolled to his left and found TE Alge Crumpler who did the rest, turning the corner and stretching the ball over the goal line before he went out of bounds, for his first pro touchdown pass of nine yards. On 3-4 from the Dallas 34-yard line with 2:31 left in the second quarter, he rushed up the middle on a designed run and fumbled the ball after being stripped by CB Izell Reese and Dallas recovered at their own 49. Finished the first half by completing 3 of 8 passes for 21 yards with one touchdown, one fumble and two sacks. Combined with Doug Johnson to lead Atlanta on an 11 play, 44 yard scoring drive on the first drive of the second half that culminated on a 31 yard field goal by K Jay Feely. His top play in the drive was an 11-yard pass completion to WR Tony Martin for a first down to the Dallas 45....At Green Bay (11/18) dressed and listed as a back-up to Chandler, who returned after not starting the previous week vs. Dallas (11/11), but did not see any action...Vs. St. Louis (12/2) played for the first time since at Dallas (11/11) as starter Chris Chandler was injured with a left ankle sprain with :02 remaining in the first half. Completed 7 of 18 passes for 94 yards with a long pass of 20 yards and was the club's leading rusher with 52 yards on six rushes with a long run of 20 yards. Alternated with QB Doug Johnson for a few plays late in the fourth quarter. Performed in a total of 34 plays on the afternoon. His first drive of the fourth quarter was the longest engineered drive of the afternoon that lasted over six minutes. On 3-2 from the Atlanta 26, he found WR Terance Mathis for four yards and a first down. Facing a 2-15 from the Atlanta 25-yard line, he rifled a pass to WR Tony Martin for a first down for 19 yards to the Atlanta 44. On 4-1 from the St. Louis 47-yard line, he went around left end for a four-yard gain and a first down but the play was called back due to a holding penalty on LT Bob Whitfield. Staring at a 4-11 from the Atlanta 43-yard line, he took the shotgun snap and ran up the middle for 11 yards and a first down. After being sacked for a loss of four yards, he scrambled around left end for his longest rush of the day for 20 yards and a first down to the St. Louis 30. Three incomplete passes followed and he faced a 4-10 from the St. Louis 30. On shotgun formation, he threw a pass intended for Martin but the pass was incomplete and St. Louis took over. Game's final drive by Atlanta was highlighted by a 16 yard completion to WR Tony Martin and his own nine yard rush around left tackle with both plays going for first downs...Did not play in the next three games vs. New Orleans (12/9), at Indianapolis (12/16) and vs. Buffalo (12/23)... At Miami (12/30) replaced an injured Chris Chandler (right elbow sprain) at the end of the first half and played the entire second half while enjoying his best game as a pro. Almost single-handedly rallied team from two touchdowns behind with electrifying runs and big-play passes. Accounted for 277 yards of the Falcons' 388 total yards on offense (in little more than a half) or accounted for 71% of the offensive total on the day. Completed 11 of 20 passes (.550%) for 214 yards with one touchdown and two interceptions. The 214 yards passing were a career-high, besting the 186 vs. Chicago (10/7), and his 20 attempts were also a personal-best as he had 18 attempts vs. St. Louis (12/2) and vs. Chicago (10/7). The 11 completions were one off his career-high of 12 vs. Chicago (10/7). He completed the longest pass of his career with a 52 yard strike to WR Brian Finneran in the third quarter. Team's leading rusher with five carries for 63 yards, including two runs where he turned apparent sacks into long runs of 23 and 30 yards. The 30 yard run in the third quarter were second only to the 35 yarder vs. New England (11/4). He now owns three of the top 10 longest runs from scrimmage by a Falcons quarterback (over 25 yards) in franchise history. Took over with 5:19 left in the second quarter when Chandler was sacked and injured. Out of shotgun formation on 1-10 from the Atlanta 17-yard line, he threw a strike to TE Brian Kozlowski for 24 yards to the Atlanta 41. On the next play, he was sacked and fumbled away the ball to Miami at the Atlanta 30-yard line. Miami scored a touchdown with :11 left to take a 21-7 halftime lead. On his first possession of the third quarter, Atlanta faced a 3-9 from its own 38-yard line. He

scrambled up the middle for 30 yards and a first down to the Miami 32. On the next play, his pass intended for FB Bob Christian was intercepted by CB Patrick Surtain at the Miami 28. After a Miami punt was deflected, he took over at the Atlanta 38. Hit RB Maurice Smith for 12 yards and first down to the 50-yard line. After a sack and penalty, he was faced with a 3-16 from the Atlanta 44-yard line. He drilled a 52-yard pass between two Miami defenders to WR Brian Finneran for a first down to the Miami four-yard line. After three unsuccessful runs by Smith, it was 3-1 from the one-yard line. He scrambled to his left and threw on the run to Christian who apparently caught the ball and then was knocked out of bounds. But the officials ruled Christian out of bounds even after Atlanta challenged the play. On 4-1 Smith was stopped short of the goal line and Atlanta did not convert during the drive. Marched the offense down the field on his first possession of the fourth quarter. Connected on 3-of-5 passes for 30 yards before facing a 4-15 from the Miami 41. After taking the shotgun snap, he avoided the rush and rolled to his left. With Miami DT Lorenzo Bromell bearing down on him from behind to attempt a blind-side hit, he instinctively ducked and moved past Bromell's grasp and turned around and cut up the middle for 23 electrifying yards to the Miami 18-yard line. On 2-10 from the 18, his pass intended for WR Brian Finneran was short and intercepted by CB Patrick Surtain. But Finneran knocked the ball loose from Surtain up the field and Atlanta retained possession. On 1-10 from the Miami 49-yard line, he threw a laser to WR Shawn Jefferson on-the-run for some 60 yards in the air for a gain of 48 yards to the Miami one. On the next play, he found reserve TE Derek Rackley for a one-yard touchdown pass and a 21-14 deficit with just over nine minutes remaining. When Miami was forced to punt on its next possession, Vick took over at the Atlanta 23-yard line and marched the offense 76 yards in final 5:22 for a first-and-goal at the Miami four-yard line. He started the drive by finding WR Terance Mathis for a 34 yard gain and a first down to the Miami 43. He connected with Christian for 13 yards and another first down to the Miami 16. On 2-8 from the Miami 14, he ran around left end on a designed play for 10 yards to the four-yard line. After a Christian carry up the middle gained one yard, he ran around right end on a designed play for two yards to face a 3-1 from the one-yard line. Christian carried up the middle for an apparent touchdown with the ball going over the plane of the goal line but the officials did not signal touchdown. The play was challenged by the review assistant up in the booth and upheld. On 4-1 from the one-yard line with :53 left on the clock, Christian was stopped short and Atlanta gave up possession. Performed in 41 total plays or 56.9% of the plays on the day...Started for the second time as a rookie in the season finale at St. Louis (1/6) and the first since vs. Dallas (11/11) as Chris Chandler suffered a sprained elbow at Miami (12/30) and could not start. Completed 12 of 30 passes for 176 yards with a long of 45. Sacked seven times playing behind a makeshift line (with three changes) because of injuries that included a rookie center. Intercepted one time and lost two fumbles. Team's leading rusher with 58 yards on four carries. Accounted for 234 of the club's 255 total offensive yards on the day. Highlights included pass completions of 45 and 21 yards, as well as runs of 20 and 13 yards. Had his second pass attempt of the afternoon picked off by CB Dexter McCleon and returned 43 yards to the Atlanta 12-yard line. Later in the first quarter on 3-11 from the Atlanta 35-yard line, he dropped back to pass but the pocket collapsed around him. After nearly being knocked to the ground, he regained his footing with one hand on the ground and darted out from a sure sack to gain of 13 yards. Fumbled the ball while attempting to avoid a sack in the second quarter and St. Louis recovered at the 50-yard line. On 1-15 from the Atlanta 31-yard line late in the second quarter, he rolled out to his left and fired a laser to WR Brian Finneran for a 45 yard gain down to the St. Louis 24 yard line. After two incompletions forced a 3-10, he scrambled up the middle for 20 yards to the St. Louis four for a first-and-goal. Two incompletions followed along with a third down sack to force Atlanta to settle for a 33 yard field goal and a 17-6 halftime deficit. Completed a 21 yard pass to WR Shawn Jefferson for a first down to the Atlanta 44-yard line late in the third quarter. Found TE Brian Kozlowski for a 19 yard pass completion two plays later but the drive stalled when Vick was sacked on 3-3 and Atlanta had to punt. On 3-14 from the 50-yard line in the fourth quarter, scrambled for 16 yards and a first down to the St. Louis 34. He was sacked three plays later and lost his second fumble of the day with St. Louis taking over at its own 17-yard line.

One of the most exciting athletes to ever play college football. Applied for early entry into NFL draft (as a redshirt sophomore) after two seasons as Virginia Tech's starter and one appearance in National Championship Game. Led the Hokies into the National spotlight for two seasons and carried the school (on his arm and legs) to compete in the National Championship Game in his first season as a college starting quarterback in 1999. Captured the first-ever Archie Griffin Award as college football Player of the Year as a red-shirt freshman that season when he led the nation in passing efficiency at 180.37, the second-highest total ever, and guided the Hokies to a perfect 11-0 regular season record. Set an NCAA record for a freshman in the process and established single-season school records for highest yards passing per completion (20.4), per attempt (12.1), highest completion % (59.2) and most yards per play (9.3). Appeared in 10 games, completing 90 of 152 passes for 1,840 yards with 12 touchdowns, and rushed 108 times for 585 yards with eight more scores. Averaged 242.5 yards of offense per game. His incredible performance in the Sugar Bowl vs. Florida State for the National Championship included completing 15 of 29 pass attempts for 225 yards with a 49 yard touchdown pass, as well as gaining 97 yards on 23 carries with a three yard score, to total 322 yards of offense in almost single-handedly engineering an upset before falling, 46-29. Finished third in the balloting for the coveted Heisman Trophy (matching the highest finish ever by a freshman) while coming away with the hardware for Big East Conference Offensive and Rookie of the Year and finished runner-up in voting for the Associated Press Player of the Year. Became the first player in Division I history to win a league's Player of the Year Award in the same season he won Rookie of the Year. As a sophomore in 2000, he completed 87 of 161 passes for 1,234 yards with eight touchdowns while carrying 104 times for 607 yards. Finished his career with a 20-1 record as starter at Virginia Tech.

Single. Official spokesperson for the Boys & Girls Club of Atlanta and the Empty Stocking Fund last year. Cousin of Saints QB Aaron Brooks. Became the 11th quarterback selected with the top overall pick in the NFL draft since the NFL-AFL merger in 1970 and the first African-American quarterback ever taken with the #1 overall choice. Drafted by the Colorado Rockies in the 30th round of the 2000 MLB draft despite not playing baseball since the 8th grade. Three-year starter at Warwick High School in Newport News, Va. under coach Tommy Reamon. Passed for 4,846 yards with 43 touchdowns during his career, adding 1,048 yards and 18 scores on the ground. Accounted for 10 passing and 10 rushing touchdowns as a senior as he passed for 1,668 yards. His brother, Marcus, followed his footsteps at Warwick H.S. and will be a freshman quarterback at Virginia Tech this fall. Hails from talent-rich Tidewater, Va. area that has also produced the likes of athletes such as Allen Iverson (76ers), Ronald Curry (ex-UNC football and basketball player) and Brooks. Set a position record in the back squat in college at 515 pounds. Throws the football left-handed but does just about everything else right-handed. Born Michael Dwayne Vick on June 26, 1980. Son of Brenda Boddie.

Did You Know...

Michael Vick's #7 Falcons jersey was the 6th-best seller among all player jerseys on NFLShop.com during the 2001-02 fiscal year (April '01-March '02). Throughout 2001-02, NFLShop.com fulfilled fan orders from all 50 U.S. states as well as dozens of foreign countries. Michael is the only rookie on this list.

Top 10 Selling Jerseys On NFLShop.com (April '01-March'02)

1. Brian Urlacher, Chicago Bears
2. Eddie George, Tennessee Titans
3. Jerry Rice, Oakland Raiders
4. Charles Woodson, Oakland Raiders
5. Marshall Faulk, St. Louis Rams
6. **Michael Vick, Atlanta Falcons**
7. Kurt Warner, St. Louis Rams
8. Warren Sapp, Tampa Bay Buccaneers
9. Donovan McNabb, Philadelphia Eagles
10. Ray Lewis, Baltimore Ravens

Longest Runs From Scrimmage by Falcons Quarterback

<u>Player</u>	<u>Opponent</u>	<u>Date</u>	<u>Long</u>
Bob Berry	vs. LA	November 10, 1968	45
Terry Nofsinger	vs. Det	October 22, 1967	31
Bob Berry	vs. S.F	September 21, 1969	30
Chris Miller	at Det	September 4, 1988	29
Dave Archer	vs. S.F	October 6, 1985	29t
Bobby Hebert	at StL	December 15, 1996	25
Dave Archer	at K.C.	December 8, 1985	25

What they are saying about Vick...

"He's the fastest guy I've ever seen in my life. He's fast on film. When you are playing against him, it's a whole new level. When he learns the system...it's over!"

DE Leonard Little - St. Louis Rams

"He's unreal. Maybe the fastest guy I've ever seen in a football uniform. He did some unbelievable things."

CB Aeneas Williams - St. Louis Rams

"The guy's a phenomenal athlete. He's so fast and strong. There were lots of times that I had a leg on him, but he's the type of guy that can run through that tackle."

DE Grant Wistrom - St. Louis Rams

"He's a freak of nature. It's hard to contain a guy of his caliber."

CB Sam Madison - Miami Dolphins

"You don't prepare for an athlete like that."

Head Coach Dave Wannstedt - Miami Dolphins

"It's hard to explain how good, how fast and how strong his arm is."

DE Lorenzo Bromell - Miami Dolphins

"He's the fastest quarterback in the NFL. He's faster than most running backs."

Defensive Coordinator Lovie Smith - St. Louis Rams

"He's the best athlete in the NFL. It doesn't always matter how well you defend a receiver. His arm is so good that he can throw the ball right past you."

CB Patrick Surtain - Miami Dolphins

"He's like Houdini. He's so fast that by the time you react he's already probably got eight yards. He has a rifle for an arm. There's sometimes when he just throws the ball as fast as I've seen a ball come from any quarterback in the league."

LB London Fletcher - St. Louis Rams

Vick's Career Statistics

Passing Statistics

Year	Team	GP/GS	Att	Comp	Comp%	Yds	Long	TD	INT	Rating
2001	Atl	8/2	113	50	44.2	785	52	2	3	62.7

Rushing Statistics

Year	Team	GP/GS	Rush	Yards	Avg.	Long	TD	All-Purpose Yds
2001	Atl	8/2	29	300	10.3	35	1	1,085

Vick's Best Passing Games

Completions	Attempts	Yards	Long
12 @ StL (1-6-02) 12 vs. Chi (10-7-01) 11 @ Mia (12-30-01) 7 vs. StL (12-2-01)	30 @ StL (1-6-02) 20 @ Mia (12--30-01) 18 vs. StL (12-2-01) 18 vs. Chi (10-7-01) 12 vs. Dal (11-11-01)	214 @ Mia (12-30-01) 186 vs. Chi (10-7-01) 176 @ StL (1-6-02) 94 vs. StL (12-2-01)	52 @ Mia (12-30-01) 50 vs. N.E. (11-4-01) 45 @ StL (12-2-01) 30 vs. Chi (10-7-01) 20 vs. StL (12-2-01)
Completion %	Touchdowns	Fewest Interceptions	Most Interceptions
.667, 12-18 vs. Chi (10-7-01) .550, 11-20 @ Mia (12-30-01) .400, 12-30 @ StL (1-6-02)	1 @ Mia (12-30-01) 1 vs. Dal (11-11-01)	0 (6 times) last vs. StL (12-2-01)	2 @ Mia (12-30-01) 1 @ StL (1-6-02)

Vick's Best Rushing Games

Rushes	Yards	Long	Touchdowns
6 vs. StL (12-2-01) 5 @ Mia (12-30-01) 5 vs. Chi (10-7-01) 4 @ StL (1-6-02) 3 vs. Car (9-23-01)	63 @ Mia (12-30-01) 58 @ StL (1-6-02) 52 vs. StL (12-2-01) 50 vs. N.E. (11-4-01) 32 @ S.F. (9-9-01) 23 vs. Car (9-23-01)	35 vs. N.E. (11-4-01) 30 @ Mia (12-30-01) 25 @ S.F. (9-9-01) 20 @ StL (1-6-02) 20 vs. StL (12-2-01) 18 vs. Chi (10-7-01)	1 vs. Car (9-23-01)

VICK'S NFL CAREER GAME-BY-GAME PASSING

2001

Date	Opponent	Att.	Com.	Yds.	Pet.	TD	INT	Lg	Sacks	Rating
9/3	at San Fran	4	0	0	0	0	0	0	0/0	39.6
29/23	CAROLINA	2	2	27	100	0	0	18	1/11	118.8
9/30	at Arizona	INACTIVE								
10/7	CHICAGO	18	12	186	66.7	0	0	30	5/28	100.7
10/14	SAN FRAN	DNP								
10/21	at N.O.	DNP								
11/4	N.E.	9	2	56	22.2	0	0	50	3/15	53.0
11/11	DALLAS	12	4	32	33.3	1	0	11	2/5	70.1
11/18	at G.B.	DNP								
11/25	at Carolina	DNP								
12/2	ST. LOUIS	18	7	94	38.9	0	0	20	2/16	56.2
12/9	N.O.	DNP								
12/16	at IND	DNP								
12/23	BUFFALO	DNP								
12/30	at Miami	20	11	214	55.0	1	2	52	3/21	69.6
1/6/02	at St. Louis	30	12	176	40.0	0	1	45	5/27	46.0
Totals		113	50	784	44.2	2	3	52	21/123	62.7

VICK'S NFL CAREER GAME-BY-GAME RUSHING

2001

Date	Opponent	Att.	Yds.	Avg.	LG	TD
9/3	at San Fran	2	32	16.0	25	0
9/23	CAROLINA	3	23	7.7	12	1
9/30	at Arizona		INACTIVE			
10/7	CHICAGO	5	18	3.6	18	0
10/14	SAN FRAN		DNP			
10/21	at N.O.		DNP			
11/4	N.E.	2	50	25.0	35	0
11/11	DALLAS	2	4	2.0	5	0
11/18	at G.B.		DNP			
11/25	at Carolina		DNP			
12/2	ST. LOUIS	6	52	8.7	20	0
12/9	N.O.		DNP			
12/16	at IND		DNP			
12/23	BUFFALO		DNP			
12/30	at Miami	5	63	12.6	30	0
1/6/02	at St. Louis	4	58	14.5	20	0
Totals		29	300	10.3	35	1





FRED WEARY



CORNERBACK

5-10 • 181

5th season • Florida

Born 4-12-74 • Jacksonville, FL

Acq: UFA, April '02

ATLANTA FALCONS

Transaction: Originally a fourth round (97th pick overall) draft choice of New Orleans in 1998. Signed by Atlanta as an unrestricted free agent from New Orleans on April 9, 2002.

FALCON NOTES...

*- Is an avid basketball player.
- Often takes time to speak to youth groups.*

NFL: Proven corner with aggressive style...Totaled 25 starts in four-year career with New Orleans...Will compete for nickel back role in first season in Atlanta.

2001: Saw action in 14 games at cornerback and on special teams...Started one contest...Had 18 tackles, three passes defended and seven special teams tackles...Started at cornerback in dime defensive package and also saw action on special teams vs. Atlanta (10/21) and added a special teams tackle...Played in his 50th NFL game at cornerback and on special teams at S.F. (11/11) and managed one tackle...Vs. Indianapolis (11/18) the following week totaled four solo tackles on defense and one special teams tackle...Collared a season-high 7 solo tackles, two passes defended and a special teams stop at Atlanta (12/9)...At Tampa Bay (12/23) forced to leave the game in the second quarter with a bruised knee...Deactivated due to bruised right knee the following week vs. Washington (12/30) and in the season finale vs. S.F. (1/6).

2000: Was enjoying the finest season of his career until he suffered a torn anterior cruciate ligament in his left knee in the first quarter at St. Louis (11/26)...Started all 12 regular season games up to that point at RCB, the most of his career...Registered a career-high 66 tackles (48 solo), two sacks, two interceptions for 27 yards, 14 passes defended and one forced fumble...Also had one special teams tackle...Had three solo tackles, one pass defense and one special teams tackle in season opener vs. Detroit (9/3) and helped hold the Lions to just 100 passing yards...Enjoyed a standout game the following week at San Diego (9/10) where he had six solo tackles, two assisted tackles, one sack for 0 yards, a 27-yard interception return, two passes defended and one forced fumble. With the Saints trailing 24-13 in the third quarter, Weary intercepted a QB Ryan Leaf pass at the New Orleans 32-yard line and returned it 27 yards, which helped set up a Saints scoring drive, which cut the lead to 24-19...Had 11 solo tackles, one assisted tackle and one pass defended at Chicago (10/8), setting career-highs in total tackles with 12 and solo tackles with 11...Registered nine tackles (five solo) and one pass defended at Arizona (10/29)...Recorded five solo tackles, two assisted tackles, one interception return for 0 yards and one pass defended vs. S.F. (11/5)...Collected four solo tackles, two assisted tackles and one sack for a loss of 11 yards vs. Oakland (11/9)...Suffered torn ACL in his left knee at St. Louis (11/26) and was placed on injured reserve list on December 1, 2000.

1999: Took over starting RCB job after four games...Saw action in all 16 games, starting 11 and registered 65 tackles (57 solo) with two interceptions (49 yards), 12 passes defended, and two fumble recoveries...On special teams duty, had three tackles, one forced fumble, and two fumble recoveries...In season opener vs. Carolina (9/12) forced a fumble on the opening kickoff, which Tyrone Drakeford returned 20 yards for a touchdown...Had first start of season, and second of his career at RCB vs. Tennessee (10/17) and recorded seven tackles (six solo)...At New York Giants (10/24) had five tackles (four solo), one fumble recovery and one special teams fumble recovery...Collared five tackles (four solo), and a career-high three passes defended vs. S.F. (11/14)...Vs. St. Louis (12/12) had a career-high ten solo tackles, one interception return for 27 yards and two passes defended...Enjoyed best game of career vs. Dallas (12/24), tying a then-career-high with 10 tackles (eight solo), returning an interception 22 yards, and recovering a

fourth quarter RB Emmitt Smith fumble, which he returned 58 yards for a touchdown, sealing a 31-24 victory. For his efforts, he was named NFC Player of the Week.

1998: Saw action in 14 games on the season, starting one as a nickel back...Registered 34 tackles (28 solo), two passes defended and four special teams tackles, as well as two interceptions (64 yards), on the season, both of which came vs. Atlanta, 12/13, one of which he returned for a 63-yard touchdown...Recorded a then-career-high six tackles (all solo) at S.F. (11/22)...Posted four tackles (one solo) the following week at Miami (11/29)...Followed up that effort with four tackles (all solo) vs. Dallas (12/6).

College: Was a defensive captain as a senior at Florida. Left with a school career-record 15 interceptions. Lined up at RCB as a senior, recording 39 tackles (31 solo), along with eight passes defended and six interceptions...His six thefts were one shy of the school single-season record of seven and ranked second in the nation that season. As a junior, was a Football News All-American honorable mention and an All-SEC first-team pick. Winner of the Gators Best Effort on Defense Award.

Personal: Single. A Blue Chip Illustrated All-Southeast pick as a receiver, adding All-State Class 4A honors as defensive back at Mandarin (Jacksonville, Fla.) H.S. Named to the Super 24 Team by the Florida Times-Union. Led the team in rushing three straight years, gaining 843 yards as a senior. Also had 79 tackles with five interceptions for 203 yards (40.6 avg.) as a safety in his final campaign. A versatile athlete, he averaged 26.4 yards per kickoff return that season and also lettered in basketball, averaging 18.0 points (1992-93). Joseph Fredrick Weary was born April 12, 1974.

Weary's Career Statistics										
Year	Team	GP/GS	Tckls	Solo	Scks	INT	PD	FF	FR	SpTm
1998	N.O.	14/1	34	28	0	2-63	2	0	0	4
1999	N.O.	16/11	65	57	0	2-49	12	0	2	3
2000	N.O.	12/12	66	48	2-11	2-27	14	1	0	1
2001	N.O.	14/1	18	16	0	0-0	3	0	0	7
Total		56/25	183	149	2-11	6-139	31	1	2	15

Weary's Postseason Statistics										
Year	Team	GP/GS	Tckls	Solo	Scks	INT	PD	FF	FR	SpTm
2000	N.O.	2/1	6	4	0-0	0-0	0	0	0	2
Total		2/1	6	4	0-0	0-0	0	0	0	2

Weary's Best Games			
Tackles	Solos	Interceptions	Passes Defended
12 @ Chi (10-8-00) 10 vs. Dal (12-24-00) 10 vs. StL (12-12-00)	11 @ Chi (10-8-00) 10 vs. StL (12-12-00) 8 vs. Dal (12-24-00)	2 vs. Atl (12-13-98) 1 (4 times) last vs. S.F. (11-5-00)	3 vs. S.F. (11-4-00)

Weary's Best Playoff Games			
Tackles	Sacks	Interceptions	FR
3 @ Min (1-6-01) 3 vs. StL (12-30-00)	None	None	None

Honors
1999: NFC Defensive Player of the Week (16)



TODD WEINER



TACKLE

6-4 • 300

5th season • Kansas State

Born 9-16-75 • Bristol, PA

Acq: UFA-Seattle '02

ATLANTA FALCONS

Transactions: Originally a second round (47th pick overall) draft choice by Seattle in 1998. Signed by Atlanta as unrestricted free agent from Seattle on March 15, 2002.

NFL: Strong, physical player who will be in charge of protecting the blindside of QB Michael Vick at right tackle...Played four seasons in Seattle after being the Seahawks' second round pick in 1998...Started 13 games in 2001 at right tackle and helped Seattle post the 9th best rushing attack in the NFL, including opening holes for RB Shaun Alexander's fourth-most rushing yards ever in a single-game in NFL history with 266 yards vs. Oakland (11/11).

2001: Started the most games in a single-season of his four-year career with 13 out of his 16 games played to help Seattle to a 9-7 record and 2nd place showing in the tough former AFC Western Division...With his presence in the lineup, the Seahawks averaged 121 yards rushing per game (9th in League), including nine games with over 100+ rushing yards with a season-high of 319 yards coming vs. Oakland (11/11) to establish a new club record...Seattle's two top rushers, Shaun Alexander and Ricky Watters, finished with impressive rushing averages of 4.3 and 4.4 yards per carry, respectively...Alexander enjoyed a break-out season with a career-high 1,318 rushing yards and an NFL-best 14 rushing touchdowns scored... Started at right tackle in season opener vs. Cleveland (9/9) but also saw brief time at left tackle, replacing Walter Jones (leg bruise)...Bulldozed holes for RB Shaun Alexander's 176 yards rushing with two touchdowns vs. Jacksonville (10/7)...Helped Alexander total his second straight 100-yard game with 142 yards on 33 rushes, including a 60 yard touchdown run, vs. Denver (10/14)...Part of the line that paved the way for RB Shaun Alexander to gain the fourth-highest rushing total ever in a single-game in NFL history with 266 yards (on 35 carries) vs. Oakland (11/11). Alexander's career-high day included 120 yards in the third quarter and he totaled three rushing touchdowns on the day. The 266 yards were fourth all-time behind Corey Dillon (278), Walter Payton (275) and O.J. Simpson (273). The 319 total rushing yards in the game broke the old Seattle record of 298 in 1986...In a start at right tackle vs. Dallas (12/16), he opened holes for RB Ricky Watters' first 100-yard rushing game of the season with a 104 yard effort...Protected QB Trent Diler at San Diego (12/30) for Dilfer to complete 14 of 23 passes for 267 yards with three touchdowns and when Dilfer connected on 22 of 38 passes for 248 yards with two scores in a season-ending victory vs. Kansas City (1/6).

2000: Started the first six games at right guard, including his second career start at Miami (9/3)...Split time with first-rounder Chris McIntosh until being replaced in the lineup vs. Indianapolis (10/15)...Saw action on special teams the remainder of the season...Key component of a Seahawks special teams unit that paved the way for Charlie Rogers to set or tie 13 career season and single-game records in 2000.

FALCON NOTES...

-Is involved in PAO (Pro Athlete Outreach), a Christian organization, which trains pro athletes to be leaders in their communities.

1999: Made first career start in season opener vs. Detroit (9/12), but left the game in the second quarter with an ankle injury...Was inactive the next six games... Returned vs. Green Bay (11/1) but did not play...Saw first action since injury vs. Cincinnati (11/7)... Played special teams the remainder of season...Replaced Walter Jones for one play in fourth quarter vs. Kansas City (12/26).

1998: Reserve offensive lineman, who played both guard and tackle...Saw first career action at Dallas (11/22) on special teams...Logged time on special teams vs. Tennessee (11/29)....Played left guard for parts of two series at New York Jets (12/6) when Pete Kendall moved to center and Chris Gray left the game with a knee injury...Performed on special teams vs. Indianapolis (12/20)...Inactive for eight games.

College: Two-year starter at left tackle where he earned second-team All-America by The Sporting News in 1997. Consensus All-Big 12 selection after guiding a ground attack that averaged 220.3 yards per game as a senior. Became a starter before his junior year. Played on the second unit in 1995 as a sophomore and the third team as a freshman. Redshirted in 1993.

Personal: Married (Sunny) with two children; son Austin and daughter Audrey. Two-time all-county selection and team MVP as a senior at Taravella High in Coral Springs, Fla. Played tight end and guard on offense and both tackle and end on defense. Majored in Social Science. Lives in Coral Springs, Fla. in the offseason.

Weiner's Career Games Played/Started

Career Totals: 48/20; Playoffs: 1/0

Regular Season: 2001 (Sea 16/13), 2000 (Sea 16/6), 1999 (Sea 10/1), 1998 (Sea 6/0)



**ATLANTA
FALCONS**



BOB WHITFIELD



TACKLE

6-5 • 310

11th season • Stanford

Born 10-18-71 • Carson, CA

Acq: D1 '92 (8th)

ATLANTA FALCONS

Transactions: Originally a first round (8th pick overall) draft choice by Atlanta in 1992.

NFL: Experienced starter in 143 out of 154 career games played...Broke C Jeff Van Note's club record for most consecutive starts in 2000 at 112 and extended the streak to 123 games-in-a-row until he was forced to sit out at S.F (11/19/00) for first time since streak started in 1993 due to a neck injury...Veteran leader with most tenure on club on offensive line as he enters his 10th season in 2002 as a starter at left tackle...Has opened holes for Jamal Anderson's four, 1,000 yard rushing seasons...Is legally blind in one eye...Played in first Pro Bowl in 1998.

2001: Started all 16 games at left tackle for the eighth time in nine seasons as a Falcon...Responsible for opening holes for RB Jamal Anderson's 86 rushing yards and 134 total rushing yards

FALCON NOTES...

-Started Patchwerk Recording Studios in the basement of his Alpharetta home and has moved his operations to a new state-of-the-art 7,500 square foot building in downtown Atlanta. Artists such as TLC, Blaque, Eric Sermon, Common Sense, Chanté Moore, OutKast, Goodie Mob, Usher and many more have recorded at Patchwerk Recordings Studio. A striking 20+ gold and platinum albums have been recorded in this musical haven.

Falcons, Most Consecutive Games Started

- | | |
|---------------------------------------|-----|
| 1. Bob Whitfield..... | 123 |
| (Week 1, 1993 - Week 11, 2000) | |
| 2. Jeff Van Note | 112 |
| (Week 1, 1970 - Week 10, 1984) | |
| 3. Steve Bartkowski | 100 |
| (Week 8, 1977 - Week 10, 1984) | |

on the day at S.E (9/9)...Paved the way for RB Jamal Anderson's 98 rushing yards, 121 overall rushing yards and 377 total yards with 26 points scored vs. Carolina (9/23). Helped Atlanta convert 8 of 11 third downs and gain more than 100 yards rushing for the second straight game...Led the successful charge up front at Arizona (9/30) that produced holes for RB Maurice Smith's 70 rushing

yards and for QB Chris Chandler's 286 yards passing with three touchdowns as the offense managed 379 yards and 34 points. ...At New Orleans (10/21) offense averaged 4.1 yards per rush and 187 yards passing with 20 points scored with his help in a big 20-13 win. Led the way for RB Maurice Smith's 83 yards rushing...Opened holes for RB Maurice Smith's career-best 148 yards and 5.5 average vs. Dallas (11/11). It was the most yards by a Falcon runner in 43 games as the team totaled a season-high 155 rushing yards... At Green Bay (11/18) helped offense manage 25 first downs, 417 total yards and 335 net passing yards in a 23-20 victory. It was the most total yards in three years since amassing 504 yards at New Orleans (12/13/98) and it was the first time the Falcons had at least 400 yards in total offense in a game since gaining 434 vs. St. Louis (11/1/98)...Vs. Buffalo (12/23) was part of an offense that amassed a season-high 489 total yards. ...At Miami (12/30) recovered a big fumble off a Miami interception in the fourth quarter after WR Brian Finneran knocked the ball loose from CB Patrick Surtain and Atlanta marched down the field to score a touchdown and close the gap to 21-14.

2000: Started 15 games with one missed start due to a neck injury that forced him out at S.F. (11/19) with injury occurring in third quarter at Detroit (11/12)...Became club leader in consecutive starts with 113 in-a-row with opening day assignment vs. S.F. (9/3), breaking C Jeff Van Note's mark of 112, which stood since 1984. Responsible for opening holes for an offense that totaled 359 yards and scored 36 points in a win. Offense scored on its first seven possessions...At Carolina (9/17), singled-out by coaches for his overall play and named MVP on offense. Lined up against former teammate Chuck Smith for most of the game and did not surrender a sack. Paved the way for RB Jamal Anderson to average 4.4 yards per carry en route to 97 rushing yards in a hard-fought 15-10 victory...Continued his ongoing team record with his 121st straight start in the rematch vs. Carolina (10/29) and opened holes for RB Jamal Anderson's 90 rushing yards with one touchdown and WR Terance Mathis' seven receptions for 89 yards. Helped the offense post some impressive fourth quarter numbers to claim the 13-12 victory. The unit converted three of five third down attempts and scored 10 points in crucial last period while maintaining a 10:38 to 4:22 time of possession advantage...Started in his 123rd game in-a-row at Detroit (11/12) but left the game early in the third quarter with a neck burner and did not return. Before he left, Whitfield's blocks enabled RB Jamal Anderson to rush for a season-best 119 yards, the first 100-yard rushing game of the season and his first since the regular season finale vs. Miami (12/27/98) of the 1998 season. In the first half, Anderson totaled exactly 100-yards and without his presence in the lineup in the second half Anderson managed only 19 yards with Bob Hallen at left tackle in place of Whitfield...With neck injury, he was forced to sit out a game at S.F. (11/19) to end his team record consecutive starting streak at 123 games. It marked his first missed game since his rookie season vs. Phoenix (11/15/92) and also ended a streak of 129 consecutive games played. Whitfield first entered the starting lineup in 1993 at right tackle, before taking over at left tackle in 1994... Returned to starting lineup one week later at Oakland (11/26) but had to leave the game in the third quarter when he aggravated neck injury. Bob Hallen replaced him in the lineup...Started again vs. Seattle (12/3) the following week but was forced from the action in the second quarter and replaced by Hallen with a flare up of neck injury. Returned to action later in the game as the offense amassed 301 yards of total offense, the most since 359 yards in the opener vs. S.F. (9/3). Protected rookie QB Doug Johnson so he could set a Falcon rookie record for quarterbacks with 17 completions for 233 yards. But unit gave up four sacks with two forced fumbles on those sacks...Started at New Orleans (12/17) but had to leave the game after he rolled his left ankle and injured his left knee late in first half. But returned in the second half...Helped the offense total a time of possession advantage of 41:18 to 18:42 vs. Kansas City (12/24) in season finale. Opened holes for RB Jamal Anderson's second 100-yard rushing performance of the season with 107 yards, which enabled Anderson to top 1,000 yards (1,024) for fourth time in career. Offense generated impressive scoring drives of 15 plays, 75 yards (8:12 drive time); 13 plays, 58 yards (8:41) and 11 plays, 37 yards (9:04) to end the season on a high note in a 29-13 drubbing of the Chiefs.

1999: Starter in every game for seventh straight season...Called for holding with Atlanta driving for potential game-winning field goal with 1:12 left vs. Baltimore (10/3) which backed team up to Baltimore 36. Atlanta forced to punt...Offense amassed 251 combined yards in first victory of season 20-17 at New Orleans (10/10)...Unit out gained Pittsburgh (10/25) 236-226 in total yards but running game had only 49 yards...Totaled 107 rushing yards and 201 passing yards while scoring 27 points in a win over Carolina (10/31)...Offense scored 10 first quarter points and converted first five first downs at Tampa Bay (11/21). But failed to score another point in final three quarters and passed for just 92 net yards in a 19-10 loss...Helped offense score 28 points with 279 yards passing at Carolina (11/28)...Opened holes for RB Ken Oxendine to set a career-high with 85 rushing yards and QB Chris Chandler to throw for a pair of touchdowns and run for another score in rematch win against New Orleans (12/5)...Offense struggled at San Francisco (12/12) a week later with just 38 yards rushing and 67 net yards passing while allowing five sacks and a safety...At Tennessee (12/19) rolled up 347 total yards of offense in a close loss...Helped offense produce the best effort of the year vs. Arizona (12/26) with season-highs in points with 37, total yards with 393, time of possession at 35:20 and rushing yards with 163. RB Byron Hanspard set a career-high with 102 yards rushing...In season finale vs. San Francisco (1/3/00), offense scored 34 points with 306 yards passing.

1998: Named to first Pro Bowl...Started all 16 regular season games and the Falcons three postseason games, including Super Bowl XXXIII vs. Denver (1/31/99) at left tackle...Helped open holes for RB Jamal Anderson's single-season rushing mark of 1,846 yards that included NFL-high 12 100-yard rushing games...Named offensive MVP for his performance at Carolina (9/6) in the season-opener...Blocking at St. Louis (11/29) helped Anderson set a personal-best with 188 yards rushing.

1997: Started every contest at left tackle for the fifth consecutive season...Solid play helped the Falcons finish sixth in the NFL in time of possession with a three minute difference over their opponents...Blocking helped the Falcons score over 300 points for the eighth consecutive season and finish 13th in the League in touchdowns scored in the red zone...Pushed the pile to help spring rookie RB Byron Hanspard for a team record 77-yard run vs. Oakland (9/14), a 57-yarder vs. Denver (9/28) and a 53-yarder vs. Philadelphia (12/14)...Also paved the way for RB Jamal Anderson's 162 rushing yards (seventh most ever) vs. St. Louis (11/2) and 152 yards at Arizona (12/21) on his way to his second straight 1,000-yard season...His adept pass blocking allowed QB Chris Chandler to boast the second-highest quarterback rating in the NFL en route to the fifth-most passing touchdowns with 26...Aggressive play allowed the Falcons to amass a season-high 462 total yards of offense vs. St. Louis (11/2), 386 vs. Philadelphia (12/14), 366 vs. Oakland (9/14) and 356 at Arizona (12/21).

1996: For the fourth straight season started all 16 games at left tackle...Bulldozed holes for RB Jamal Anderson's first 1,000-yard season (1,055), allowed time for WR Bert Emanuel's three 100-yard receiving games and team produced over 300 points for a fourth straight season...The Falcons offense tallied 423 total yards vs. St. Louis (12/15), 417 at Cincinnati (11/24), 391 vs. Philadelphia (9/22) and 369 at Dallas (10/20)...Atlanta boasted the eighth-best passing attack in the NFL with 26 touchdowns through the air and an average of 244 yards per contest...Was named to UPI's second-team All-NFC.

1995: Started all 16 games at left tackle...Missed only nine plays all season...Dominant play along the line resulted in the unit finishing tenth-best in total offense in the NFL and being ranked sixth in the passing department...Blocking allowed the Falcons to throw for a team record 4,456 yards, as QB Jeff George became the first Falcon passer to hit the 4,000-yard plateau...Strong work in the trenches enabled the Falcons to become the first club in NFL history to boast four different players with over 1,000 yards...Lent a big hand in helping RB Craig Heyward amass a personal-best 1,083 yards, Eric Metcalf to haul in 104 passes and George to set career highs in completions, quarterback rating and most 300 yard games in a season.

1994: Started all 16 games at left tackle...Play enabled the Falcons to set six offensive records, including net yards passing (4,112) and pass completions with 374...Was responsible for helping QB Jeff George (24 touchdown passes), WR Terance Mathis (111 receptions for 1,342 yards and 11 touchdowns) and RB Craig Heyward (1,114 combined yards) produce the finest seasons of their careers...Blocking helped the Falcons finish seventh in the NFL in total offense and ninth in passing...Played a big role in helping the Falcons allow only nine sacks in the final eight games...Also contributed to the Falcons setting a club record for allowing the fewest sacks per play (one per 17)...In addition, laid down blocks so the team could total over 300 yards of offense in 12 of 16 games and finish fifth-best in the NFL in scoring inside the 20 with a success rate of 85.7 percent.

1993: Stepped into the starting role at right tackle for the Falcons and started every contest for the first time...Opened holes for a 1,000-yard season by RB Erric Pegram (fifth in the NFL) and two Pro Bowlers in QB Bobby Hebert (career-best 24 passing touchdowns) and WR Andre Rison (career-best 15 touchdowns)...With his play, the Falcons offense ranked 12th in scoring, sixth in passing and 11th in total offense...The Falcons were also seventh-best in the NFL in time of possession at 31:23 and scored 300 points for the fourth straight season...Missed only two plays all season.

1992: Played in eleven games for the Falcons as a rookie with most of his time on special teams...After Mike Kenn's knee problems forced him from the game at New Orleans (12/3) after only three plays, took over at left tackle in his first extensive action lining up against perennial sack specialist LB Pat Swilling. Shut down Swilling for the entire game...His other action on the line came at the Rams (12/27), vs. Dallas (12/21), vs. New England (11/29) and vs. San Francisco (11/9).

College: The consensus junior All-American tackle led the Cardinal of Dennis Green to an 8-3 record and a Bowl bid in his final season at Stanford. A starter for three seasons, Whitfield was a two-time finalist for the Vince Lombardi Award and also a nominee for the Outland Trophy as the best lineman in college football. During his final season, the 290-pounder bulldozed holes for "Touchdown" Tommy Vardell, helping Stanford post big victories over top 20 teams like Colorado and UCLA, while the offense averaged almost 400 yards and 32 points a game. In his sophomore season, Whitfield garnered second team All-America honors and All-PAC 10 accolades by not allowing a sack all season for a unit that averaged 384 yards per outing. He was the only sophomore nominated for the Outland Trophy out of the 14 finalists. He was afforded first team freshman NCAA All-America honors as a 17-year-old starter.

Personal: Married (Sheree). He is the proud father five children: Tierra (16), Laniece (12), Kodi (7), Kairo (5), and Kaleigh (2). In January of 1994, started PatchWerk Recordings in the basement of his Alpharetta home. The business has grown into a 3,000 square-foot facility in downtown Atlanta that increased its bookings from 12 to 22 hours per day and calls Columbia/Sony Records, LaFace Records, Def, Arista, and Priority Records, as clients. Whitfield was smart enough to earn a place on Banning High School's honor roll in Los Angeles. In 1995, he was part of the NFL's Golden Circle of 50 players who each donated \$10,000 in honor of the 50th Anniversary of the United Negro College Fund in a program which helped fund 39 scholarships at black colleges. Bob was just the fifth lineman in Falcons history (at the time) to be chosen in the first round. Whitfield was the first recruit of Dennis Green at Stanford and was the highest drafted player (#8 overall) at the school since John Elway in 1983. "Big Whit" began as an imposing 6-4, 270 pound defensive lineman as a 9th grader at Banning. Named prestigious Gatorade Circle of Champions Player-of-the-Year in '88. Helped guide Banning to a berth in the city of Los Angeles finals with an 11-3 record. Continues to work on his economics degree at Georgia State. His mother and best friend, Eartha, relocated to Atlanta from California and is a big part of his life. She is the unofficial "team mother".

Whitfield's Career Games Played/Started

Career Totals: 154/143; Playoffs: 4/4

Regular Season: 1992 (Atl 11/0), 1993 (Atl 16/16), 1994 (Atl 16/16), 1995 (Atl 16/16), 1996 (Atl 16/16), 1997 (Atl 16/16), 1998 (Atl 16/16), 1999 (Atl 16/16), 2000 (Atl 15/15), 2001 Atl (16/16)

Honors

1995: All-Madden Team

1998: AFC-NFC Pro Bowl

2001: All-Madden Team

ALVIS WHITTED

WIDE RECEIVER

6-0 • 186

4th season • N.C. State

Born 9-4-74 • Durham, NC

Acq: FA '02



87

ATLANTA FALCONS

Transactions: Originally a seventh round (62nd pick overall) draft choice by Jacksonville in 1998. Waived by Jacksonville on December 5, 2001. Signed by Atlanta as a free agent on January 10, 2002.

NFL: World-class sprinter who is a veteran of 57 NFL games for Jacksonville...Competed in the 1996 U.S. Olympic trials for the right to go to Atlanta for the Summer Games.

2001: Played in 11 games as a reserve wide receiver and special teamer for the Jaguars...Caught two passes for 17 yards, rushed one time for four yards and tallied one special teams tackle...Hauled in one reception for seven yards at Baltimore (10/28) and caught one pass for 10 yards vs. Cincinnati (11/11)...Had one rushing attempt for four yards on a reverse at Tennessee (11/4)...Collared a special teams tackle vs. Green Bay (12/3)....Was released on December 5, 2001.

2000: Finished sixth on Jaguars with career highs of 13 receptions for 137 yards (10.5 average, 37t long) and three touchdowns (the first of his career as a receiver)...Also returned four kickoffs for 67 yards (16.8 average, 20 long)...Played in all 16 games for the second time and made three starts, a career high...Also played on special teams, making three tackles...In Monday night game at Tennessee (10/16), caught career-high three passes for 12 yards but lost a fumble in second quarter after making a reception...Had career game at Dallas (10/29) when he started in place of an injured Jimmy Smith and made three catches for 55 yards and two touchdowns, including a game-winning 37-yarder in overtime as Jaguars snapped a five-game losing streak. Also had a three-yard TD catch on a fade in the second quarter for a 17-7 halftime lead. Receiving TDs marked his first on receptions during the regular season, and three catches tied his career high. Received an offense game ball...In season finale at N.Y. Giants (12/23), played most of game in place of injured Jimmy Smith and caught career-high four passes for 39 yards, including a 12-yard TD from Mark Brunell. Also had three kickoff returns for 47 yards.

1999: Played in 14 games, making one start...Served as the fourth wideout most of the year, but did not make any catches during the regular season...Ran on a reverse for nine yards and was No. 2 kickoff returner, with eight for 187 yards (23.4-yard average), with a 98-yard touchdown...Caught a TD pass in the playoffs...Played primarily on special teams first half of the season...In season opener vs. S.F. (9/12), earned a special teams game ball after forcing a R.W. McQuarters fumble on a kickoff which Jason Craft returned for TD. Added two special teams tackles...Played as fourth wide receiver and on special teams until suffering sprained knee on at Atlanta (11/7)...Inactive next two games (only missed games of his career)...Returned at Baltimore (11/28) as team's fourth wide receiver...Made the first start of his career as the third wideout at Tennessee (12/26) and scored the second TD of his career on a team-record 98-yard kickoff return, the third in team history. Finished with 147 yards on four kickoffs (36.8 average)...Started in a three-wide receiver set on vs. Miami (1/15) in the Divisional Playoffs and scored the first offensive TD

FALCON NOTES...

-While as a member of the Jacksonville Jaguars, Alvis volunteered for numerous charitable causes. He would frequently speak to students at local elementary schools about healthy living and the importance of education. Also spoke at seminars for the American Heart Association and the Diabetes Research Institute Foundation.

of his career on 38-yard pass from Jay Fiedler. Finished with one reception for 38 yards and a TD, one kickoff return for 24 yards and two special teams tackles...Played as the third wide receiver and on special teams a week later vs. Tennessee in the AFC Championship game. Returned three kickoffs for 22 yards

1998: The only draft choice to play in all 16 games, though he did not start... Played as a reserve wide receiver and on special teams, seeing action as a receiver in most games...Scored his first NFL touchdown on a blocked punt and 24-yard return at Baltimore (11/1)...For the season, caught two passes for 61 yards (long 55) and ran three times for 13 yards (long 16)...Also made six tackles on special teams...Touched the ball for the first time in the second game of the season vs. Kansas City (9/13), losing two yards on a reverse...Played as team's third wide receiver after Jimmy Smith left the Monday night game vs. Miami (10/12) in the second quarter...Blocked Kyle Richardson's second punt of the game vs. Baltimore (11/1) and returned it 24 yards for a touchdown and a 35-7 lead. Marked the second regular-season TD off a blocked punt in franchise history and the first since 12/3/95 at Denver...Made the first reception of his NFL career vs. Cincinnati (11/8), hauling in a 55-yarder from Mark Brunell to set up a touchdown...Made his second reception (six yards) at Pittsburgh (11/22). Also had team's longest run of the game with a 16-yarder on a double reverse to pick up a first down on a third-quarter TD drive...Played primarily on special teams in both postseason games.

College: Ranked second on school's all-time list with 1,929 yards on kickoff returns. Had career totals of 29 catches for 461 yards (15.9 average) as a receiver. Never missed a game, playing in all 44 contests. Lined up at split end as a senior in 1997, catching 13 passes for 180 yards (13.8 average). Also returned 20 kickoffs for 489 yards (24.5 average). Appeared in all 11 games in 1996, catching 14 passes for 268 yards (19.1 average) and returning 20 kickoffs for 455 yards. Set a school single-game record for kickoff return yardage with his 174-yard performance against Florida State, including a 96-yarder for a touchdown (marked first time in five years Seminoles allowed a kickoff for a touchdown). Played primarily on special teams in 1995, returning at least one kickoff in all 11 games. Led team in kickoff-return average with 26 for 533 yards (20.5 average) and caught two passes for 13 yards. Saw action in every game in 1994, including the Peach Bowl. Returned a kickoff 97 yards for a touchdown against Maryland, the school's first kickoff return score since 1962. Averaged 25.1 yards per kickoff return (18 for 452 yards), second in the ACC and 15th nationally. In track, he was a two-time All-America and three-time All-Conference selection. Won the 100-meter title at the 1997 Penn Relays. In 1996 set ACC records in the 100 and 200 meters and anchored the 4x100 conference championship relay team. Competed in the 1996 U.S. Olympic Trials and finished sixth in the 200 meters, running against Michael Johnson and Carl Lewis. Also holds the school record in the 400 meters. Graduated in 1998 with a degree in business management.

Personal: Married (Rachel). Lives in Durham, N.C. in the offseason. Played two years as a wide receiver at Orange High School in Hillsborough, N.C. State champion as a senior in the 100 and 200 meters on the track team. Participates in numerous activities that benefit local youth. Frequently speaks to students at local elementary schools about healthy living and the importance of education. Has spoken at seminars for the American Heart Association and Diabetes Research Institute Foundation. Is an active volunteer at former teammate Bryan Barker's Let Us Play! Foundation, both for the annual sports camp for girls and a new running event for kids. Last name pronounced: WHIT-ed, while his full name is Alvis James Whitted.

Whitted's Career Statistics

Year	Team	GP/GS	Rec	Yds	Avg.	LG	TD	KO
1998	Jax	16/0	2	61	30.5	55	0	0
1999	Jax	14/1	0	0	0.0	0	0	8-187-98t-1
2000	Jax	16/3	13	137	10.5	37t	3	4-67-20-0
2001	Jax	11/0	2	17	8.5	10	0	0
Totals:		57/4	17	215	12.6	55	3	12-254-98t-1

Additional Statistics: 4 rushes for 22 yards with a long of 16,
Blocked one punt in 1998 and returned it 24 yards for a touchdown.

Special Teams Tackles: 2001 (1), 2000 (3), 1999 (6), 1998 (6)

Whitted's Best Games


Receptions	Yards	Touchdowns	Kickoffs/Yards	Touchdowns
4 @ NYG (12-23-00) 3 @ Dal (10-29-00) 3 vs. Ten (11-5-00) 6 @ Car (10-29-00)	55 @ Dal (10-29-00) 39 @ NYG (12-23-00)	2 @ Dal (10-29-00) 1 @ NYG (12-23-00)	4-147 yards @ Ten (12-26-99)	1 (98 yards) @ Ten (12-26-99)



ATLANTA
FALCONS

ATLANTA
FALCONS





2002 ATLANTA FALCONS DRAFT CHOICES

Rd.	Pick In Rd.	Pick Overall	Player	Pos	Ht	Wt	Birthdate	College
*1	18	18	T.J. Duckett	RB	6-0	254	2/17/81	Michigan State
\$2	16	48	(traded to San Diego)					
3	15	80	Will Overstreet	DE	6-2	259	10/7/79	Tennessee
#4	14	112	(traded to Denver)					
%4	18	116	Martin Bibla	G	6-3	306	10/4/79	Miami
5	13	148	Kevin McCadam	S	6-1	219	3/6/79	Virginia Tech
^5	23	158	Kurt Kittner	QB	6-2	221	1/23/80	Illinois
6	12	184	Kahlil Hill	WR	6-2	200	3/18/79	Iowa
@7	6	217	Michael Coleman	WR	5-11	190	7/9/80	Widener
**7	17	228	(traded to Denver)					
^^7	34	244	Kevin Shaffer	T	6-5	290	3/2/80	Tulsa

*Acquired from Oakland along with the Raiders fifth-round pick (158th pick overall) for the Falcons 2002 first-round pick (17th pick overall)

\$Traded to San Diego in 2001 for the first pick overall in the draft, which was used to select QB Michael Vick

#Traded to Denver on draft day 2001 for Denver's three seventh round selections in 2001

%Acquired from Houston for Atlanta's 2003 third round draft choice

^Acquired from Oakland along with Oakland's first round pick in 2002 (18th pick overall) for the Falcons 2002 first round pick (17th pick overall)

@Obtained from Dallas during trade of TE O.J. Santiago on August 27 of 2000

**Traded to Denver on August 2, 2001 for LB Henri Crockett

^^Compensatory pick



T.J. DUCKETT



RUNNING BACK

6-0 • 254

Michigan State

Born: February 17, 1981

Acq: D1-'02(18th)

ATLANTA FALCONS

Dangerous open field runner with a muscular upper body and strong legs...Has good inside leg drive with stutter-step moves and lateral agility to turn the corner...Durable workhorse with sturdy legs and exceptional upper body power...Reads the holes well and has the balance to power his way up the middle...Has quick feet and superb head & shoulder fakes...Shows loose hips dipping to the outside...Constantly dipping forward with his legs to gain extra yardage after initial contact...Makes sharp lateral cuts and has that extra gear to vary his speed through the holes...Strong tackle breaker...Nicknamed the "Diesel," number 8 (in honor of his brother Tico, who wore number 35, 3+5=8) has drawn comparisons to the Pittsburgh Steelers' "Bus," Jerome Bettis, for their hard-driving running style...Lest MSU with 621 carries for 3,379 yards (5.4 avg.) and 29 touchdowns...His 621 rushing attempts ranks sixth on the Spartans' career-record chart, while his 3,379 yards are topped only by Sedrick Irvin (3,504, 1996-97), Blake Ezor (3,749, 1986-89), Tico Duckett (4,212, 1989-92) and Lorenzo White (4,887, 1984-87)...His 5.4 yard average places him ninth in school annual...Only Ezor (34), Irvin (35) and White (43) scored more touchdowns on the ground at MSU than his 29...Also had 22 receptions for 151 yards (6.9 avg.) and a score.

2001 Season: All-America second-team and All-Big Ten Conference first-team selection by The NFL Draft Report, adding All-Big Ten second-team honors from the league's media...Started every game, leading the team with 263 carries for 1,420 yards (5.4 avg.) and 12 touchdowns...His 263 attempts rank eighth on the school's game-record list, while his 1,420 yards are topped only by Eric Allen (1,494 in 1971), Blake Ezor (1,496 in 1988) and Lorenzo White (1,572 in 1987, 2,066 in 1985) on MSU's annual record chart...Caught 12 passes for 80 yards (6.7 avg.) and a score...Averaged 125.0 all-purpose yards per game...Second on the team in scoring with 78 points...Rushed for more than 100 yards seven times.

Central Michigan...Began the season with 22 runs for 120 yards and a 31-yard score.

Notre Dame...Gained 71 yards on 22 tries.

Northwestern...Rushed 22 times for 104 yards and a one-yard touchdown, adding 14 yards on a reception.

Iowa...Added 71 yards on 25 chances, including a six-yard touchdown.

Minnesota...Followed with 20 rushes for 81 yards.

Wisconsin...Had 23 carries for 186 yards and touchdowns of one & 43 yards.

Michigan...Totaled a season-high 211 yards on 27 chances with a pair of two-yard scores and snatched three passes for 219 yards, including a two-yard touchdown. Indiana...Carried 17 times for 98 yards and a 17-yard touchdown.

Purdue...Held to 19 yards on 11 attempts... Also had two catches for 11 yards.

Penn State...Bounced back with 22 runs for 126 yards and four catches for 35 yards.

Missouri...Rushed 25 times for 149 yards with nine-, one- & four-yard touchdowns.

Fresno State (Silicon Valley Bowl)...Closed out his career with 27 attempts for 184 yards and touchdowns of five & 39 yards.

2000 Season: All-Big Ten Conference second-team choice by the league's coaches and media...Shared team Outstanding Underclass Back Award honors with receiver Herb Haygood and cornerback Cedric Henry...Started every game, except vs. Illinois at tailback...Gained 1,353 yards with seven touchdowns on 240 carries (5.6 avg.)...Caught eight passes for 39 yards

(4.9 avg.)...Earned USA Today and ABC Sports/Chevrolet Player of the Game honors vs. Purdue and ABC Sports Player of the Game accolades vs. Notre Dame...Ran for more than 100 yards six times.

Marshall...Rushed for 216 yards on 26 carries with a 36-yard score.

Missouri...Ran for 131 yards and a seven-yard touchdown on 33 carries.

Notre Dame...Gained 141 yards with a six-yard score on 26 rushes and caught two passes for 12 yards.

Northwestern...Carried 19 times for 71 yards and an 11-yard touchdown.

Iowa...Amassed a career-high 248 yards on 30 carries, including a 31-yard score...His 248 yards rank sixth on the school's all-time single-game list and were the most by a Spartan runner since Blake Ezor totaled 250 yards vs. Indiana in 1988.

Wisconsin...Gained 80 yards on 20 carries.

Michigan...Had 70 yards on 17 carries.

Ohio State...Ran for 83 yards on 15 attempts.

Purdue...Rushed 32 times for 174 yards and a one-yard touchdown.

Penn State...Gained 134 yards and a 44-yard score on 21 carries and had an eight-yard reception.

1999 Season: Freshman All-America second-team selection by The Sporting News...Shared MSU's Outstanding Underclass Back Award with receiver Plaxico Burress and cornerback Renaldo Hill...Played in every game as a reserve tailback...Also worked in practice as an outside linebacker, but all of his game action came on offense...Carried 118 times for 606 yards (5.1 avg.) and ten touchdowns...Gained 32 yards on a pair of catches (16.0 avg.).

Eastern Michigan...Rushed eight times for 83 yards and scored on a four-yard run.

Illinois...Scored two touchdowns on runs of two and six yards.

Iowa...Gained 60 yards on 10 carries.

Michigan and Purdue...Scored on one-yard touchdown runs in both games.

Wisconsin...Gained 90 yards on 10 carries with a 53-yard score.

Penn State...Had 22 carries for season-high 159 yards, including touchdowns of 20, nine, two and 11 yards (game-winner with 2:50 left) in a 35-28 decision...Only Blake Ezor (six vs. Northwestern in 1989) had more touchdown runs in a game in MSU history.

Florida (Citrus Bowl)...Gained 77 yards on 14 carries.

High School: Consensus prep All-American at Loy Norrix (Kalamazoo, Mich.) High...Named Parade Magazine and Rivalnet National Player of the Year...Selected Defensive Player of the Year by PrepStar, SuperPrep and Rivalnet...Ranked among the nation's top five players by nearly every recruiting publication, including No. 1 by Rivalnet, No. 2 by The National Recruiting Advisor, No. 2 by Tom Lemming's Prep Football Report and No. 5 by Super-Prep...Rated the state's top prospect by The Detroit Free Press, The Detroit News and Lansing State Journal...The Midwest's top-ranked player recorded 102 tackles (63 solos, 39 assists), including nine sacks, and forced four fumbles in 1998...Rushed for 1,623 yards (11.2 avg.) and scored 21 touchdowns as a senior...Also threw for 808 yards and nine scores in '98...Three-year, two-way starter, who had 140 tackles, three sacks and two interceptions as a junior...Accounted for 2,080 total yards and 20 scores in '97...Compiled a 23-6 record (.793) as a three-year starter at quarterback...Two-time state Class A shot-put champion...Holds the state record in the shot put at 64-7...Member of the 400 relay team, with a personal-best time of 10.9 in the 100...Graduated with a 3.2 grade-point average.

Personal: Parks and Recreation major... Brother, Tico, (1989-92) ranks as Michigan State's second-leading all-time rusher with 4,212 career yards... Wears No. 8 as the sum of the digits in his older brother Tico's No. 35... Nicknamed "Diesel"... Born Feb. 17, 1981... Resides in Kalamazoo, Mich.

Duckett's College Statistics

RUSHING STATISTICS

Year	GP/GS	No.	Yards	Avg.	Long	TD
1999	12/0	118	606	5.1	55	10
2000	11/10	240	1353	5.6	64	7
2001	12/12	263	1420	5.4	68	12
Total	35/22	621	3379	5.4	68	29


RECEIVING STATISTICS

Year	No.	Yards	Avg.	TD	Long
1999	2	32	16.0	0	23
2000	8	39	4.9	0	12
2001	12	80	6.7	1	15
Total	22	151	6.9	1	23





WILL OVERSTREET



LINEBACKER

6-2 • 259

Tennessee

Born: October 7, 1979

Acq: D3-'02 (80th)

ATLANTA FALCONS

Tough playmaker that possesses a good combination of strength and speed...Thrives on rushing the passer...Aggressive run stopper who has solid upper body power, quick feet and fluid redirection skills...Works hard to get off blocks and has dynamic rush moves...Decisive in his charge, extending his arms properly to engulf the quarterback...Maintains balance working through traffic, using his hands with force to avoid low blocks...Very effective in his backside pursuit, using his long arms to flush the quarterback out while attacking the ball...Has a relentless motor...Highly decorated, both on the football field and in the classroom...Three-time Academic All-Southeastern Conference pick...A relentless tackler, he totaled 146 tackles (103 solos) with 19 quarterback sacks and 37 stops behind the line of scrimmage during his career with the Volunteers...His 19 sacks rank eighth on the school's career-record list.

2001 Season: Named to the Verizon Academic All-District IV Team as well as earning Academic All-Southeastern Conference accolades ... Named first-team All-SEC by the league's coaches and second team by The Associated Press ... Slowed by a knee injury suffered in a victory over LSU which forced him to see limited action vs. South Carolina ... Recorded 35 tackles (25 solos) with five sacks for minus-59 yards and nine stops for losses of 70 yards ... Credited with 11 quarterback pressures and a fumble recovery. Syracuse...Opened the season with six tackles (four solos) and a pair of sacks. LSU...Made four hits with a stop for a loss before leaving the game with a knee sprain. Georgia and Alabama...Did not play (knee). Notre Dame - Credited with eight tackles (four solos) and a pair of pressures. Kentucky...Added seven tackles (six solos) with an assisted sack and recovered a fumble. Vanderbilt and Florida...Posted a pair of tackles and a sack in both games. Michigan (Citrus Bowl)...Closed out his career with an assisted tackle.

2000 Season: The Associated Press and College Sports Central first-team All-Southeastern Conference pick, adding second-team honors from The Sporting News ... Academic All-SEC choice ... Started all year at right defensive end ... Recorded 43 tackles (31 solos) with 4.5 sacks for minus-38 yards and 11 stops for losses of 51 yards ... Intercepted a pass and deflected five others ... Led the team with 17 quarterback pressures. Southern Mississippi...Opened the season with four solo tackles, including one for loss, and a pair of sacks. Louisiana Monroe and South Carolina...Made four hits with a sack in both games. LSU...Posted six tackles, including four solos and one tackle for loss, and batted away a pass. Memphis...Batted away a pass and made four tackles, including one behind the line of scrimmage. Arkansas...Recorded three tackles, including one for loss in addition to an interception and a pass deflection. Kentucky...Added five solo tackles, including one tackle for loss. Vanderbilt...Credited with six tackles, including four solos. Kansas State (Cotton Bowl)...Came up with seven tackles, including one for loss, and a pass break-up.

1999 Season: Academic All-SEC pick...Stated all year at right defensive end...Recorded 38 solos) and ranked second on the team with 7.5 sacks for minus 56 yards and 14 stops for losses of 75 yards...Blocked a punt and deflected a pass...Also caused two fumbles. Preseason...Limited in spring and fall drills with lower back pain. Wyoming...Opened the season with 2 sacks, a stop behind the line of scrimmage, a caused fumble and 6 tackles.

Auburn and Georgia...Had 2.5 sacks in both games.
 Florida and Arkansas...Credited with an 8-tackle performance in both contests.
 Notre Dame...Had another 8 tackles, a pair of stops behind the line of scrimmage, a sack and a forced fumble.
 Kentucky...Blocked a punt.
 Vanderbilt...Made 7 tackles and a sack.
 Nebraska (Fiesta Bowl)...Posted 9 tackles with a pair of stops for losses and caused a fumble.

1998 Season: One of five true freshmen who played during season...Backup to right defensive end Corey Terry...Recorded 14 tackles (9 solos) with a pair of sacks for minus 13 yards and four stops for losses of 15 yards...Also had ten quarterback pressures.

High School: SuperPrep and National Recruiting All-American selection at Jackson (Miss.) Prep...Rated the state's No. 1 prospect by the Jackson Clarion-Ledger...Wendy's Heisman State finalist in Mississippi and was MVP of Mississippi private schools all-star game...Had three two-sack games...First-team All-State and Player of the Year for Jackson area...Had 139 tackles, 14 sacks, seven caused fumbles, four fumble recoveries and six passes defended for teams which compiled 10-2, 11-1 and 10-1 records...Started two years at offensive guard and one at offensive tackle...Started two years at defensive tackle and played defensive end, nose guard and middle linebacker his senior season...A National Merit Scholarship finalist...Played basketball and was shot put specialist with the track team.

Personal: Finance major...Born William Sparkman Overstreet on 10/07/79...Resides in Jackson, Mississippi.

Overstreet's College Statistics												
DEFENSIVE STATISTICS												
STATS	GP	GS	TK	SO	AS	FR	FC	INT	TFL	PBU	SACK	PRES
1998	12	00	14	9	5	0	0	0-0	3-15	1	2.0-13	10
1999	11	11	54	38	16	0	2	0-0	14-75	1	7.5-56	17
2000	11	11	43	31	12	0	0	1-0	11-51	5	4.5-38	17
2001	10	09	35	25	10	1	0	0-0	9-70	0	5.0-59	11
Total	44	31	146	103	43	1	2	1-0	37-211	7	19.0-166	55



MARTIN BIBLA



GUARD

6-3 • 306

Miami

Born: October 4, 1979

Acq: D4-'02 (116th)

ATLANTA FALCONS

Regarded by teammates and coaches as the best pure offensive lineman on Miami's outstanding offensive line...Set the tone in technique, attitude and work ethic for the nation's finest offensive line...An outstanding guard who was overshadowed by Miami's excellent tackles, but is just as deserving of accolades...Durable athlete who never missed a game due to injuries...Started 40 of 46 games he played in for the Hurricanes and never allowed a quarterback sack...Naturally quick athlete who does an outstanding job staying with contact once he locks on...Has an above average burst, playing with awareness while neutralizing the linebackers on sweeps...Able to out-muscle & turn the defender at the point of attack... Combative and intense drive blocker who is a very strong finisher...Has the speed and power to ride defenders wide...Shows good pass protection technique, extending his arms and shuffling his feet while retreating...Does a nice job of out-muscling defenders on running plays, staying low in his stance while delivering a strong hand set and punch to rock his man back.

2001 Season: All-American first-team selection by The NFL Draft Report, earning second-team honors from ABC Sports...All-Big East Conference first-team choice...Paced a Miami offense that was the nation's most balanced, averaging 454.8 yards per game (eighth in the nation) and 43.2 points per game (3rd nationally)...Started every game at right offensive guard...Keyed an offense that averaged 5.3 yards per rushing attempt and scored 25 rushing touchdowns in the regular season... Earned Offensive MVP honors by the coaching staff four times this season for his performances vs. Penn State, West Virginia, Washington and Virginia Tech...Mainstay of an offensive line that allowed just three quarterback sacks in the regular season...Collected 102 knockdowns and graded 84.9% for blocking consistency.

Penn State...Delivered fifteen knockdowns in the season opener, cut blocking linebacker Shamar Finney on a 27-yard touchdown strike from QB Ken Dorsey to Ethnic Sands and later brought down defensive tackle Jimmy Kennedy on Dorsey's 10-yard scoring lob to Jeremy Shockey as the team compiled 602 yards.

West Virginia...Leveled defensive tackle Antwan Lake on a 4-yard touchdown run by tailback Clinton Portis and also picked up the blitz with a jarring block on strong safety Rick Sherrod as Dorsey threw a 6-yard scoring pass to Shockey and the team went on to gain 436 yards.

Washington...Opened a huge hole used by Portis for a 30-yard touchdown jaunt and also brought down defensive tackle Larry Tripplett with a roll block on Dorsey's 5-yard scoring pass to Portis as the Hurricanes amassed 413 yards.

Virginia Tech...Made twelve knockdowns, delivering a timely hit on defensive end Derrius Monroe as Portis took a swing pass for a 5-yard touchdown and the offense generated 413 yards.

Nebraska (Rose Bowl)...Upended linebacker Jamie Burrow on a 49-yard touchdown strike from Dorsey to Andre Johnson as Miami gained 472 yards in a 37-14 victory on the way to the national championship.

2000 Season: Started every game at right guard...Was a major factor in a resurgent offensive line that became a force for the Hurricanes...A valuable contributor in an offensive line that allowed an amazingly low three quarterback sacks in 340 passing plays...Helped pave the way for a 1,006-yard rushing season by tailback James Jackson, only the fifth time a Miami

back has rushed for 1,000 yards in a season...Part of an offensive line that enabled the offense to rack up a school-record 469 points and average a Big East Conference-best 460.8 yards total offense per game...Finished with an 82.2% grade for blocking consistency as he produced 89 knockdown blocks.

Rutgers...Posted ten knockdowns, including one that cleared a rush lane used by tailback James Jackson for a 39-yard scoring scamper as the team gained 557 yards.

Florida State...Brought down linebacker Tommy Polley with a cut block on Ken Dorsey's game-winning 13-yard touchdown pass to Jeremy Shockey with 1:37 left in a 27-24 triumph. Virginia Tech...Made a key block upfield to wall off defensive end Chad Beasley on Jackson's 17-yard touchdown run as Miami totaled 466 yards.

Syracuse...Cut blocked defensive tackle Eric Downing as Jackson turned the right corner for a 5-yard scoring run and the team finished the day with 419 yards.

1999 Season: Started all 12 games for the Hurricanes at the right guard position on the offensive line... Helped anchor a Miami line that only allowed 20 sacks all season, while averaging more than 400 yards per contest...Paved the way for the Hurricanes to average over 170 yards per game on the ground...Was one of the team leaders in knockdowns (97) and Metrorails (blocking opponent for at least five seconds) while grading 82.5% for blocking consistency.

Boston College...Cleared a huge hole used by James Jackson for a 6-yard touchdown run as the offense generated 396 yards.

West Virginia...Blasted his way into the end zone with Clinton Portis following for a 1-yard touchdown run that sealed a 28-20 victory as the Hurricanes totaled 448 yards.

Syracuse...Upended linebacker Keith Bullock with a crunching hand punch on Ken Dorsey's 17-yard scoring strike to Reggie Wayne as the team gained 375 yards.

1998 Season: Appeared in every game, starting four contests...Started the first three games of his career at right guard (East Tennessee State, Cincinnati, Virginia Tech)...Started the Pittsburgh game at right guard in place of an injured Diamond Neely...Provided reserve help behind Neely at the right guard spot...Participated in a season-high 50 plays against Virginia Tech...Teamed with right tackle Joaquin Gonzalez to become the first pair of freshmen to start on the Miami offensive line in 20 seasons.

1997 Season: Spent the season as a member of the scout team.

High School: Attended Crestwood (Mountaintop, Pa.) High...Prep Star first-team All-American choice... Standout athlete who excelled on the offensive and defensive lines...Tallied 105 tackles (38 solos), seven quarterback sacks and three fumble recoveries as a defensive tackle during his senior season...Amassed 78 tackles (38 solos) and three sacks during his junior campaign.

Personal: Criminology major...Son of Barbara and Stanley Bibla...Speaks fluent Russian and Polish...Born Martin John Bibla on 10/04/79...Resides in Mountaintop, Pennsylvania.



KEVIN McCADAM



SAFETY

6-1 • 219

Virginia Tech

Born: March 6, 1979

Acq: D5a-'02 (148th)

ATLANTA FALCONS

Moved from free safety to strong safety in the spring of 2001...A hard worker who added 10 pounds during the sinter offseason program...Became a more physical player during the spring as a result...Outstanding athlete as evidenced by setting the free safety record for the push jerk (316), power clean (294) and vertical jump (37 ") during preseason strength and conditioning tests in 2000...Was on of Virginia Tech's biggest surprises on defense in 2001...Made plays from sideline to sideline...A solid pass defender with good speed...Improved on his tackling as the season progressed...Scored a pair of touchdowns on defense...Recorded three interceptions and recovered a pair of fumbles...Transferred to Virginia Tech from Grossmont College in California prior to the 2000 season...Was in a position to challenge for the starting free safety position in 2000 before an ankle injury thwarted his progress...Began his college career at Colorado State where he redshirted as a freshman before suffering an injury the following year.

2001 Season: Started all 11 games and finished third on the team with 63 combined tackles...Tallied 58 solo tackles to go along with 25 assists...Also registered eight tackles for loss, two sacks and one forced fumble from his strong safety position.

Connecticut...Tallied seven combined tackles, including five unassisted stops.

Western Michigan...Had strong all-around performance, Registering seven total tackles (five solos), to go along with a quarterback sack and the first interception of his career.

Rutgers...Had four solos stops and one assist.

Central Florida...Posted three unassisted tackles and one assist and scored first touchdown of career on a 69-yard interception return. The performance earned him Big East Co-Defensive Player of the Week honors.

At West Virginia...Contributed tow solo tackles, three assists, an interception and a pass breakup.

Boston College...Received the highest grade of any defensive player after recording four solo tackles, two assists and one tackle for loss. Also caused a fumble and returned another fumble for a touchdown.

Syracuse...Made seven combined tackles, including six solos and one for loss, to go along with a pass breakup.

Pittsburgh...Was credited with seven total stops (three solos) and one pass deflection.

Temple...Posted seven combined tackles, including five solos and a tackle for loss, in addition to two pass break ups and a sack.

Virginia...Had another solid all-around outing coming up with 11 combined tackles, including eight solo tackles and one tackle for loss, to go along with a fumble recovery.

Miami...Tied for the highest grade on the defensive side of the football as he tallied a career-best 15 tackles, including two behind the line of scrimmage.

2000 Season: Missed the first two games with an ankle injury...Averaged 20 defensive plays a game after returning to the lineup...Finished the season with 28 tackles...Also participated on the kickoff coverage team.

Rutgers...Saw first action of the season and participated in 32 plays, contributing three assisted tackles and one pass breakup.

Boston College...Recorded three solo tackles.

Temple...Was in on 22 plays on defense and 16 plays on special teams.

Miami...Registered a season-best seven tackles, including one for loss (-4).
 Central Florida...Posted one quarterback hurry.
 Virginia...Collected six combined tackles.

Junior College: Earned second-team All-America honors as a defensive back while playing for Coach Dave Jordan at Grossmont College in 1999...Was an honorable mention A-A pick by the NJCAA...Posted 196 tackles in 1999, including 10 tackles for loss...Also broke up 12 passes, caused a fumble and recovered a fumble...Named team defensive MCP and special teams player of the year...Earned First-Team All-Conference...Showed versatility by also returning kicks and punts, averaging 25.6 yards per return on 25 kickoff returns and 18.0 yards per return on 21 punt returns...Returned a kickoff for 93 yards for a touchdown in addition to an 89-yard punt return for a touchdown.

Colorado State: Began his college career at Colorado State where he redshirted as a freshman in 1997...Suffered a broken collarbone during 1998 spring practice...Left CSU and enrolled at Grossmont College for the 1998-99 school year.

High School: Played high school football at El Capitan, where he lettered two seasons as a quarterback and free safety for Coach Dave Waastad.

Personal: Full name is Kevin Edward McCadam...Born March 6, 1979 in La Mesa, Calif. ... Son of Nancy McCadam and th late Dan McCadam...History major.

McCadam's College Statistics

DEFENSIVE STATISTICS										
Year	G	UT	AT	Total	TFL-Yds	Sacks-Yds	Int.	Yds.	TD	Long
2000	9	11	17	28	1-4	0-0	0	0	0	0
2001	11	58	25	83	8-25	2-7	3	69	1	69
Total	20	69	42	111	9-29	2-7	3	69	1	69



KURT KITTNER



QUARTERBACK

6-2 • 221

Illinois

Born: January 23, 1980

Acq: D5b-'02 (158th)

ATLANTA FALCONS

The all-time winningest quarterback in school history (24 victories), his "never say die" attitude elevated his teammates to another level...Having taken over the starting job midway through his freshman year, Kurt became the school's career-record holder with 70 touchdown passes, topping the previous mark of 55 by Jack Trudeau (1981-85)...Gained 8722 yards on 682 of 1264 passes (54.0%)...Only Trudeau (797) completed more passes in school annals and his 1264 attempts broke Trudeau's Illini record of 1245...His 8,722 yards passing was three shy of the school's all-time record of 8,725 set by Trudeau...His 8880 yards in total offense broke Trudeau's old Illinois career-record of 8640...Durable passer with effective scrambling ability...Has good foot quickness, setting up with proper agility, base and balance...Shows a strong arm snap, releasing the ball quickly... Has a good pocket presence, sensing when his protection is breaking down to step up and show patience while targeting his secondary receivers...Makes good decisions reading defenses, showing good touch to deliver a catchable ball...Has good huddle presence with cool demeanor in the pocket... Great character off the field (mother has multiple sclerosis and he travels home as much as he can to take care of her, no questions asked).

2001 Season: All-American third-team and All-Big Ten Conference first-team selection by The NFL Draft Report, earning second-team All-Big Ten honors from the league's coaches...Finalist for the Johnny Unitas Award and semi-finalist for the Davey O'Brien Award (best quarterback) as he led the team to its first conference title in eleven years...Completed 221 of 409 passes (54.0%) for 3256 yards and 27 touchdowns...His 409 pass attempts rank fifth on the school's season-record list while his 27 scores broke his own season-record of 25 set in 1999...Became only the fifth passer in school history to throw for more than 3000 yards in a season (ranks fourth)...Scored twice on 42 carries...Gained 3242 yards in total offense, joining Trudeau (3321 in 1985) and Tony Eason (3331 in 1981 and 3671 in 1982) as the only players in school annals to gain more than 3000 yards in total offense in a season. California...Began the season with 18 of 34 tosses for 297 yards and touchdowns of nine & 49 yards to Brandon Lloyd.

Northern Illinois...Threw for 241 yards on 17 of 34 tries and a pair of scores.

Louisville...Facing one of the better pass rushing defenses in the country, he connected on 18 of 39 passes for 301 yards and two touchdowns, including a 38-yarder to Walter Young. Michigan...Ran for a four-yard score and gained 244 yards on 20-of-39 throws.

Minnesota...Hit on 16 of 28 attempts for 239 yards with 28 & 59-yard touchdowns to Lloyd. Indiana...Followed with 12 of 17 passes for a season-low 117 yards, but did throw a pair of touchdowns playing in windy and wet conditions.

Wisconsin...Threw for a career-high 401 yards on 24 of 45 tries and four touchdowns, including a 34-yarder to Aaron Moorehead and a game-winning 22-yarder to Lloyd in a 42-35 decision...His 401 yards tied for ninth on the school's game-record list and was the most by an Illini passer since Jason Verduzco gained 431 yards vs. Missouri in 1991.

Purdue...Had a pair of scoring tosses, including a 47-yarder to Lloyd, gained 299 yards on 15 of 34 attempts and registered a solo tackle.

Penn State...Completed 16 of 33 attempts for 195 yards and a touchdown and also ran for a one-yard score to give the Illini a 33-28 victory as the offense rallied for 26 second-half points.

Ohio State...Connected on 18 of 28 passes for 274 yards and a pair of touchdowns and also posted a solo tackle.

Northwestern...Gained 387 yards on 33 of 43 attempts with four touchdowns, including a 33-yarder to Young.

Louisiana State (Sugar Bowl)...Closed out his career with 14 of 35 tosses for 262 yards and 4 touchdowns...His four scoring tosses tied the school bowl-game record, first set by Johnny Johnson vs. East Carolina in the 1994 Liberty Bowl.

2000 Season: All-American honorable mention by Football News...Team MVP and Offensive Player of the Year...Ranked fourth in the Big Ten Conference as he completed 173 of 297 passes (58.2%) for 1982 yards, 18 touchdowns and only eight interceptions...Scored twice on 44 carries and also had a 44-yard punt.

Middle Tennessee...Began the season with three touchdowns behind 18-of-26 passing for 185 yards.

San Diego State...Had three more scoring tosses as he connected on 18-of-25 tries for 148 yards.

California...Threw a five-yard touchdown to Josh Whitman and ran for a two-yard score, but was forced to leave the game with a strained posterior cruciate ligament in his right knee.

Michigan...Returned the following week to gain a season-high 352 yards on 27-of-38 attempts with a pair of scores.

Iowa...Completed 17 of 25 passes for 248 yards and three touchdowns, including 61 & 23-yarders to Aaron Moorehead.

Penn State...Followed with 29 of 49 attempts for 326 yards and three scores, including eight & 55-yarders to Greg Lewis.

Indiana...Had another three touchdowns as he hit on 21 of 29 passes.

Ohio State...Left the game after suffering a concussion.

Northwestern...Did not play (concussion).

1999 Season: All-Big Ten Conference second-team pick by SportsPage.com...Team MVP and Offensive Player of the Year...Earned Most Valuable Player honors for his performance at the Micronpc.com Bowl...Completed 216 of 396 passes for 2702 yards (54.5%) and a then school season-record 24 touchdowns (broke the record in 2001)...Had only five pass interceptions...Carried 67 times for 83 yards (1.2 avg.) and a score...Also caught a 30-yard touchdown pass.

Arkansas State...Threw for 217 yards and a pair of scores on 17-of-28 passes.

San Diego State...Hit on 16-of-25 attempts for 230 yards and three touchdowns.

Louisville...Connected on 17-of-24 passes for 244 yards and four touchdowns, including a 67-yarder to Rocky Harvey and a game-winning 49-yarder to Brandon Lloyd.

Michigan State...Gained 323 yards with a score on 30-of-54 tosses.

Michigan...Completed 24 of 33 attempts for 280 yards and four touchdowns, including a 59-yarder to Harvey.

Penn State...Had his worst game as a starter as he threw for only 92 yards on 7-of-26 passes.

Iowa...Bounced back to gain 289 yards with a pair of touchdowns on 24-of-41 tries.

Ohio State...Facing the best secondary in the country, he completed 17-of-31 passes for 221 yards and four touchdowns, including a 30-yarder to Lloyd.

Virginia (Micronpc.com Bowl)...Hit on 14 of 24 attempts for 254 yards with one- & 21-yard scores to Jameel Cook, ran for a one-yard touchdown and caught a 30-yard scoring strike from Lloyd in a 63-21 romp.

1998 Season: Played in nine games, starting vs. Iowa, Northwestern, Ohio State, Wisconsin and Purdue...Completed 72 of 162 passes for 782 yards and a touchdown...Rushed 43 times for 28 yards and a pair of scores...Became first true-freshman to start at quarterback since Bernie Krueger in 1946 when he opened the game at Iowa.

High School: Played quarterback and linebacker at Schaumburg (Ill.) High...One of the state's most sought-after recruits, Kittner threw for 449 yards in a game early in 1997 season and had amassed nearly 1200 passing yards when a broken right thumb sidelined him for the season after four games...Returned with a cast on his hand to play linebacker dur-

ing the second half of the season...In 1996, he threw for 1891 yards and 20 touchdowns in leading Schaumburg to its second consecutive state playoff appearance...Racked up 356 yards passing and five touchdowns in a 1996 game...Two-time All-Area and All-Mid Suburban League pick...Super Prep All-Regional selection...Chosen to play in the 1998 Suburban All-Star Game...Led Schaumburg to an 8-1 mark, the Mid-Suburban League title and IHSA Class 6A Elite Eight berth in 1995 and a 6-4 mark in 1996...High school coach was Tom Cerasini, who has sent six quarterbacks to Division I-A football, including eventual NFL player Paul Justin...High school offensive coordinator was Mark Steger, brother of former UI quarterback Kurt Steger.

Personal: Finance major...Worked for a professional cleaning company in the off-seasons...Son of Lee Trantin...Born January 23, 1980 in Schaumburg, Illinois.

Kittner's College Statistics												
PASSING STATISTICS												
STATS	ATT	COMP	PCT	YARDS	TD	YD/ATT	YD/CMP	INT	I/PCT	LG	GM/AVG	
1998	162	72	44.4	782	1	4.83	10.86	7	4.32	50	86.89	
1999	396	216	54.5	2702	24	6.82	12.51	5	1.26	67	225.17	
2000	297	173	58.2	1982	18	6.67	11.46	8	2.69	61	198.20	
2001	409	221	54.0	3256	27	7.96	14.73	14	3.42	67	271.33	
Total	1264	682	54.0	8722	70	6.90	12.79	34	2.69	67	202.84	
RUSHING STATISTICS												
STATS	GP	GS	NO	YARDS	AVG	TD	LONG					
1998	09	05	43	28	0.7	2	61					
1999	12	12	67	83	1.2	1	30					
2000	10	10	44	61	1.4	2	13					
2001	12	12	42	-14	-0.3	2	15					
Total	43	39	196	158	0.8	7	61					
RECEIVING STATISTICS							PUNTING STATISTICS					
STATS	NO	YARDS	AVG	TD	LONG	NO		YARDS		AVG	BK	LONG
1999	1	30	30.0	1	30							
2000						1		44		44.0	0	44
TOTAL OFFENSE												
STATS	GM	PLAYS	PASS	RUSH	YARDS	TDR	P/AVG	GM/AVG				
1998	09	205	782	28	810	3	3.95	90.00				
1999	12	463	2702	83	2785	25	6.02	232.08				
2000	10	341	1982	61	2043	20	5.99	204.30				
2001	12	451	3256	-14	3242	29	7.19	270.17				
Total	43	1460	8722	158	8880	77	6.08	206.51				



KAHLIL HILL

WIDE RECEIVER

6-2 • 200

Iowa

Born: March 18, 1979

Acq: D6-'02 (184th)



ATLANTA FALCONS

Versatile athlete with explosive acceleration...Three-year starter at split end, who also excelled as a return specialist...Named the nation's best special teams performer in his final season...Caught at least one pass in 35 consecutive games...Ranks second on the school's career-record list with 152 receptions, topped only by Kevin Kasper (157, 1997-2000)...His 1,892 yards receiving rank sixth and his 15 touchdowns grabs rank fifth in Iowa annals...Returned 58 kickoffs for a school career-record 1,509 yards (26.0 avg.), including two scores and gained 556 yards with a pair of touchdowns on 45 punt returns (12.4 avg.)...Finished his career with 3,963 all-purpose yards and 19 touchdowns... Gets a quick burst off the snap and uses his hands well to challenge the defensive backs in press coverage... Big target who is very effective on crossing routes...Shows aggression competing for the ball and makes fluid adjustments going for the off-target passes.

2001 Season: Recipient of the Mosi Tatupu Award, given to the top special teams player in the country... All-Big Ten Conference honorable mention...Started every game at split end, hauling in a

Career-high 59 passes for 841 yards (14.3 avg.) and eight touchdowns...His 59 catches rank seventh and his 841 yards rank eighth on the school's season-record list...Carried three times for no gain...Returned 15 kickoffs for 364 yards (24.3 avg.) and 19 punts for 226 yards (11.9 avg.)...Averaged 119.25 all-purpose yards per game.

Kent State...Opened the season with four catches for 56 yards, a 9-yard punt return and a 21-yard kickoff return.

Miami (Oh.)...Snatched six passes for 94 yards and a 52-yard score, adding 39 yards on a pair of punt returns...Had a 79-yard punt return for a touchdown nullified by a penalty.

Penn State...Grabbed six passes for 83 yards and a seven-yard touchdown...Had three kickoff returns for 115 yards and two punt returns for 14 yards.

Purdue...Caught seven passes for 43 yards and a seven-yard score while also returning three kickoffs for 76 yards and two punts for five yards.

Indiana...Gained 93 yards on three catches with scores of 13 & 75 yards...Also had a 31-yard kickoff return.

Michigan...Picked up 47 yards on five catches and 21 yards on three punt returns.

Wisconsin...Made six catches for 97 yards, including 11 & 54-yard touchdowns.

Northwestern...Returned two punts for 73 yards, had a 27-yard kickoff return, made a solo tackle and hauled in six passes for 133 yards.

Minnesota...Had three receptions for 53 yards and a four-yard score...Returned two punts for 55 yards and a kickoff for 25 yards.

Iowa State...Added 63 yards on five catches.

Texas Tech (Alamo Bowl)...Closed out his career by grabbing six passes for 49 yards, adding six yards on a reverse and 51 yards on three kickoff returns.

2000 Season: All-Big Ten Conference first-team selection as a kickoff returner by The Sporting News, adding honorable mention as a receiver by the league's coaches...Played in every game, starting ten contests at split end (came off the bench vs. Nebraska and Ohio State)...Had 58 catches for 619 yards (10.7 avg.) and five touchdowns...Carried once for a three-yard gain... Returned 16 punts for 153 yards (9.6 avg.) and 25 kickoffs for 680 yards (27.2 avg., second in the Big Ten) with a touchdown.

Western Michigan...Snatched four passes for 96 yards, including a 75-yard score, returned two kickoffs for 62 yards and had a 12-yard punt return.

Iowa State...Grabbed seven passes for 64 yards and an eight-yard touchdown...Returned three kickoffs for 88 yards and a punt for 16 yards.

Indiana...Hauled in 11 passes for 132 yards, gained 98 yards on three kickoff returns and had a 24-yard punt return.

Michigan State...Picked up 38 yards on 5 catches, 125 yards on three kickoff returns and four yards on a punt return.

Wisconsin...Snared six passes for 75 yards, including a seven-yard score, returned three kickoffs for 61 yards and a punt for 23 yards.

Penn State...Had nine receptions for 60 yards with a six-yard touchdown and a pair of kickoff returns for 31 yards.

Northwestern...Added 79 yards and an 11-yard score on seven catches and 26 yards on two punt returns.

Minnesota...Made four catches for 43 yards and returned five kickoffs for 118 yards.

1999 Season: Did not see any action during the season after being suspended by the coaching staff.

1998 Season: Became the first freshman to lead Iowa in receiving for a season...Became the only Hawk-eye with a punt return and kickoff return for touchdown in the same game...Started every game at flanker...Caught 35 passes for 432 yards (12.3 avg.) and two touchdowns...Carried once for a six-yard gain...Returned 10 punts for 177 yards (17.7 avg.) and a pair of scores... Had 18 kickoff returns for 465 yards (25.8 avg.) and a touchdown...Averaged 98.2 all-purpose yards per game.

Central Michigan...Began his collegiate career in explosive fashion, earning Big Ten Player of the Week honors as he had a 62-yard punt return and 88-yard kickoff return for touchdowns, finishing the day with two catches for 20 yards, a 6-yard reverse, two punt returns for 86 yards and 88 yards on kickoff returns.

Illinois...Returned 3 punts for 76 yards, including a 57-yard touchdown and snared two passes for 63 yards with a 51-yard score.

Northwestern...Added 81 yards on five catches with a 23-yard touchdown.

Wisconsin...Made five catches for 65 yards and returned two kickoffs for 47 yards.

Ohio State...Gained 59 yards on five grabs and 87 yards on four kickoff returns.

Minnesota...Returned seven kickoffs for 135 yards, had a 26-yard punt return and made two grabs for 21 yards.

1997 Season: Redshirted as a freshman...Offensive scout team MVP vs. Tulsa.

High School: Attended Iowa City (Ia.) High...Named to Des Moines Register Elite all-state team as a senior...Regarded as one of the top 10 receivers in the nation by Prep Football Report... Named to Super Prep's All-American team...Prep Football Report All-Midland, Blue Chip All-Regional and Prep Star Big Ten Super 26 team choice...Top receiver and kick returner in Mississippi Valley Conference for the undefeated (13-0) state championship team as a senior...Set a Mississippi Valley Conference record for touchdown receptions in a season (12) and broke the City High single-season marks for catches (54), receiving yards (969) and scoring receptions (14)...Also set an MVC record with four touchdowns during the season on punt returns and led state of Iowa with 21.9 punt return average...Had seven catches for 125 yards and a touchdown in 45-22 win in state title game...Also competed in basketball, baseball and track...Track team won the state title his junior season as he ran the leg on the 4 x100 and 4 x200 relay units that won the state titles.

Personal: Communications major...Son of former NFL wide receiver J.D. Hill...Brothers Lonzell and J.D. Hill, Jr. played college football at Washington...Brother, Shelby, played at Syracuse... Brother, Hakim is a freshman football player at Arizona State...Son of Carol and J.D. Hill...Attended the same high school as LB Tony Burrier, OL Alonzo Cunningham, OL Brian Ferentz, RB Scott Rathke and WR John Skay...Born 3/18/79...Resides in Iowa City, Iowa.

Hill's College Statistics

RECEIVING STATISTICS

STATS	GP	GS	NO	YARDS	AVG	TD	LONG	R/PG	GM/AVG
1998	11	11	35	432	12.3	2	51	3.18	39.27
1999	00	00	Did Not Play-Suspended						
2000	12	10	58	619	10.7	5	75	4.83	51.58
2001	12	12	59	841	14.3	8	75	4.92	70.08
Total	35	33	152	1892	12.4	15	75	4.34	54.06

KICKOFF RETURNS

STATS	NO	YARDS	AVG	TD	LONG	PUNT RETURNS				
						NO	YARDS	AVG	TD	LONG
1998	18	465	25.8	1	88	10	177	17.7	2	62
2000	25	680	27.2	1	90	16	153	9.6	0	24
2001	15	364	24.3	0	76	19	226	11.9	0	48
Total	58	1509	26.0	2	90	45	556	12.4	2	62

RUSHING STATISTICS

STATS	NO	YARDS	AVG	TD	LONG	SPECIAL TEAMS TACKLES				
						TK	SO	AS	FR	FC
1998	1	6	6.0	0	6	1	1	0	0	0
2000	1	3	3.0	0	3	1	1	0	0	0
2001	3	0	0.0	0	6	1	1	0	0	0
Total	5	9	1.8	0	6	3	3	0	0	0



MICHAEL COLEMAN

WIDE RECEIVER

5-11 • 190

Widener

Born: September 7, 1980

Acq: D7a-'02 (217th)



ATLANTA FALCONS

Three-year starter who excelled in both football and track...School record holder in yards per receptions, game (56.7), season (27.7) and career (23.4), 100-yard games, season (7), touchdown receptions, game (3), season (18), career (44)...Ranks second in school history in receiving yards, season (1274), career (3254), 100-yard receiving games, career (15)...One of only two players in school history to have more than 3000 yards receiving and multiple seasons with 1000 yards...One of only three players with 3000+ all-purpose yards, which includes Billy "White Shoes" Johnson...Middle Atlantic Conference and school post-season record holder...Had two games with over 200 yards receiving and has gone over the 200-yard mark three times in his career... Has the explosiveness to separate in the open and easily defeat the defensive backs on deep routes...Makes the over-the-shoulder catch with ease and will extend to catch the off-target passes...Dangerous kickoff returner once he gets into the seams.

2001 Season: Football Gazette All-American first-team and South Region Offensive Player of the Year, adding Hewlett Packard and Associated Press All-American second-team honors...Middle Atlantic Conference Player of the Year...ECAC and Middle Atlantic Conference All-Star choice...Team Most Valuable Player and Most Outstanding Senior Athlete...Nationally ranked receiver throughout the season...Team won its conference-leading 15th Middle Atlantic Conference title and advanced to the quarterfinals of the NCAA Tournament... Caught 74 passes for 1681 yards (22.7 avg.) and 19 touchdowns in 13 games...Rushed four times for 32 yards (8.0 avg.)...Returned 11 kickoffs for 227 yards (20.6 avg.)...Also saw action at free safety, recording six tackles (four solos) with six pass deflections and a pair of interceptions.

Wilkes...Opened the season with 5 catches for 146 yards and a 58-yard score.

Moravian...Had five receptions for 124 yards and three touchdowns, including a 53-yarder and returned three kickoffs for 63 yards.

Lycoming...Picked off a pass and deflected two others.

Susquehanna...Snatched six passes for 103 yards, adding an interception and two pass break-ups.

King's...Advanced a fumble recovery 28 yards and hauled in four passes for 66 yards and a score.

Delaware Valley...Made nine catches for 159 yards and a pair of touchdowns, including a 40-yarder.

FDU-Madison...Gained 213 yards on seven grabs with two scores, including a 64-yarder.

Juniata...Had 11 receptions for 238 yards and three touchdowns with a long of 73 yards.

Albright...Caught three passes for 83 yards and two touchdowns.

Christopher Newport...Snared seven passes for 194 yards and a pair of scores.

Washington & Jefferson (NCAA Division III Playoffs)...Made two tackles, deflected a pair of passes, intercepted another, returned four kickoffs for 82 yards and hauled in seven passes for 155 yards and 2 touchdowns.

Bridgewater (Division III Quarterfinals)...Closed out his career with nine catches for 131 yards and a 29-yard kickoff return.

2000 Season: D3Football.com All-American second-team, adding third-team honors from Football Gazette...Commonwealth and ECAC All-Star First Team...Caught 66 passes

for 1834 yards (27.8 avg.) and 26 touchdowns in 14 games...Returned 24 kickoffs for 438 yards (18.2 avg.)...Played on defense in the final game of season and throughout playoffs in certain key situations...Recorded four tackles (three solos) with a 43-yard interception return and three pass deflections...Second player in school history to go more than 1000 yards receiving in a season...Shares the school season record with Jim Jones with seven games with at least 100 yards receiving...Finished the regular season with the following conference rankings: second in receiving yards, third in all-purpose yards, points, touchdowns and sixth in receptions per game...Final national rankings: seventh in receiving yards, 14th in scoring, 29th in all-purpose yards.

FDU-Madison...Made a 66-yard touchdown reception on the first play from scrimmage in the season opener, just 32 seconds into the game...Finished the game with four receptions for 117 yards and two touchdowns.

Lycoming...Grabbed five passes for 149 yards and tied his own school record with three touchdown receptions of 59, 40 and 10 yards...Completed first pass of career...On first-and-10 from midfield late in the second quarter, he fumbled the second handoff on a double reverse and after the ball bounced backwards he picked it up and lofted a spiral to Jim Jones, who was standing alone near the 20-yard line, completing the 47-yard touchdown pass that put the Pioneers up 19-15.

Delaware Valley...Became only the second player in school history to ever have at least 200 yards receiving in a game and broke the school record with 225 yards on five catches with touchdowns of 71, 55 & 67 yards.

Albright...Recorded his fourth game with at least 100 yards receiving with five catches for 117 yards and a touchdown.

Susquehanna...Had three receptions for 154 yards and scores of 73 & 65 yards.

Juniata...Made six catches for 130 yards and two touchdowns and also played on defense in key goal-line situations for the first time all year...Also completed a 44-yard option pass.

Union (NCAA Division III Playoffs)...Snatched three passes for 170 yards and a pair of scores, including an 82-yarder and made a solo tackle.

Hobart (Division III Quarterfinals)...Made an interception and returned it 43 yards, a Widener playoff record.

Springfield (Division III Semifinals)...Scored four touchdowns on nine receptions for 177 yards, a school post-season record.

Mount Union (Division III Championships)...Gave Widener a 7-0 lead by pulling in a 63-yard pass for a touchdown on the first play from scrimmage and scored once more before half-time to break the NCAA Division III Tournament record with a total of eight touchdown catches...Had six catches for 184 yards in the game.

1999 Season: Caught 31 passes for 634 yards (20.5 avg) and 11 touchdowns...Tied a school record with three touchdown receptions, spanning 11, 17 and 30 yards against Delaware Valley... Selected to the Middle Atlantic Conference Honor Roll following the season opener at F.D.U.-Madison as he pulled in three passes for a then career-high 170 yards and two touchdowns...First scoring grab covered 83 yards in the second quarter giving Widener a 13-0 lead and his second catch spanned 36 yards and pulled the Pioneers to within 21-19 in the fourth quarter - Widener went on to win the game, 25-23...Had four games with at least two touchdowns.

1998 Season: Had seven receptions for 145 yards (20.7 avg.) in three games.

High School: Lettered in football and track at Delcastle (Wilmington, De.) High.

Personal: Elementary Education/Humanities major...Born September 7, 1980...Resides in Wilmington, Delaware.

Coleman's College Statistics

RECEIVING STATISTICS										
STATS	GP	GS	NO	YARDS	AVG	TD	LONG	R/PG	GM/AVG	
1998	03	01	7	145	20.7	0	35	2.33	48.33	
1999	10	10	31	634	20.5	11	84	3.10	63.40	
2000	14	14	66	1834	27.8	26	90	4.71	131.00	
2001	13	13	74	1681	22.7	19	73	5.69	129.31	
Total	40	38	178	4294	24.1	56	90	4.45	107.35	

KICKOFF RETURNS						PUNT RETURNS				
STATS	NO	YARDS	AVG	TD	LONG	NO	YARDS	AVG	TD	LONG
2000	24	438	18.2	0	39	1	1	1.0	0	1
2001	11	227	20.6	0	38	4	32	8.0	0	29
Total	35	665	19.0	0	39	5	33	6.6	0	29

DEFENSIVE STATISTICS										
STATS	TK	SO	AS	FR	FC	INT	TFL	PBU	SACK	BK
2000	4	3	1	0	0	0-0	0-0	3	0.0-0	0
2001	6	4	2	0	0	1-43	0-0	6	0.0-0	0
Total	10	7	3	0	0	1-43	0-0	9	0.0-0	0

KEVIN SHAFFER



TACKLE

6-5 • 290

Tulsa

Born: March 2, 1980

Acq: D7b-'02 (244th)

76

ATLANTA FALCONS

Has great athletic ability, which allows him to be a dominant offensive lineman...Very versatile player...A good run and pass blocker...Provided solid leadership on the offensive line...Has good size, strength and ability...An intelligent player...A four-year letterwinner and three-year starter...Played in 39 career games and started 33 of those games ...One of the top offensive line prospects in the Western Athletic Conference...graded over 80 percent in 32 of 33 games over his final three seasons.

2001 Season: Started 10 games at left tackle on the season...Graded over 80 percent in all 10 games he played...Graded at 96% against Fresno State and 87% against UTEP...Was an honorable mention all-WAC performer...Named to the National Strength and Conditioning Association All-America Athlete Team...Had his streak of 26 straight starts was snapped during the 2001 campaign when he was sidelined against New Mexico State in the fourth game with a lower leg infection...Returned to the starting lineup a game later and finished the season with seven straight starting assignments.

2000 Season: Started all 12 games at left tackle on the season...Graded over 80 percent in all 12 games.

1999 Season: Started all 11 games at strong tackle...Graded over 80 percent in 10 of 11 games...Had a high grade of 91 percent against San Jose State.

1998 Season: Was one of six true freshman to see action during the 1998 campaign...Played in six games...Saw action against SW Missouri State, West Virginia, Colorado State, Air Force, SMU and Wyoming/

High School: Was a two-year letterwinner at Conestoga Valley High School...Started at offensive guard and defensive tackle both his junior and senior seasons...Did not begin playing football until his junior season...High school coach was Gerad Novak.

Personal: Was named to the Athletic Director's Honor Roll for three years...Parents are Andy and Cathy Shaffer...Finance major...Born March 2, 1980 in Salisbury, Maryland.



MATT ALLEN Punter 6-4, 246 Troy States

Originally signed by the Falcons on April 24, 2001 as a rookie free agent but was waived prior to the start of the offseason. Signed with Seattle in February of 2002 but was waived and claimed off waivers by Atlanta on April 20, 2002...One of the top punters in the nation...Second team All-Southland Football League selection...One of three Troy State players in the Blue-Gray All-Star Football Classic...Fourth in the SFL and 23rd in the nation with a 40.2 average as a senior in 2000...Finished his collegiate career with 214 punts for 8,722 yards with a long of 81-yards...Had 26 touchbacks and placed 68 punts inside the 20 with four blocked...Averaged more than 40 yards per kick, placing 25 punts inside the 20 his senior season...Finished the year with 76 punts for 3,052 yards with a long of 59, while forcing nine fair catches...Earned All-SFL second-team honors in 2000...Set a school record in 1999 with his 81-yard kick against Nicholls State...Ranked 20th in the nation in punting with a 41-yard-per-kick average as a junior...Had six 60-plus yard punts and three more over 50...As a sophomore, set TSU's Division I-AA record with 60 punts...Averaged 41.5 yards per punt, which is the best average since the school's move to I-AA...Named honorable mention All-America by Don Hansen's Football Gazette in '98...Averaged 40.1 yards per punt (third best in school Division I-AA history) while splitting time with senior Wes Garner as a freshman...Named to the SFL Commissioner's Academic Honor Roll...Personal...Born on October 23, 1977 in Montgomery, Alabama.



DUSTY BONNER Quarterback 6-2, 230 Valdosta State

Signed by the Falcons on April 26, 2002...Began his college career at Kentucky in 1997 before transferring to Valdosta State for his final two seasons in 2000 and 2001...After playing in eight games as a backup for Kentucky as a true freshman in 1997, he was redshirted in 1998...He won the starting job in the spring of 1999 and led the Southeastern Conference in pass efficiency, total offense and passing yards a game that season by completing 333 of 508 passes (65.6 percent) for 3,575 yards and 26 touchdowns...After transferring to Valdosta State in 2000 started all 12 games and led the team to the Gulf South Conference championship and the Division II national playoffs. Led the conference in every passing category except interceptions, setting a conference and national record for touchdown passes in the regular season (54). Honored as the conference offensive player of the year, consensus all-America and Division II player of the year (Harlon Hill trophy winner)...As a senior in 2001, he started all 13 games and led the school again to the Gulf South Conference championship and the Division II national playoffs. He led the conference in every passing category for the second-straight year and was honored as the Conference player of the year, consensus all-America and the Division II player of the year (Harlon Hill Trophy)... Personal...Was a three-year letterman and two-year starter at quarterback for Valdosta High...Honor roll student who was a member of the National Honor Society...Born October 27, 1978 in Valdosta, Georgia.



ANTICO DALTON Linebacker 6-1, 238 Hampton

Signed by the Falcons on January 30, 2002...Was allocated to the NFL Europe League and was the first player selected by the Berlin Thunder in the 2002 NFLEL Allocated Player Draft... Originally a sixth round draft choice by the Minnesota Vikings in the 1999 NFL Draft...Was the lone player drafted from the Mid-East Athletic Conference in 1999...Appeared in two games for the Vikings as a member of the team's special teams outfit in 1999...Was moved to the practice squad following the third week of the season where he remained for the rest of the season...Was released by the Vikings on August 27, 2000...Was signed onto the practice squad of the New England Patriots on November 28, 2000 and was elevated to the active roster a little more than a week later (12/7)...Appeared in three games on special teams and collected three tackles...Was released by the Patriots on August 28, 2001...Won three letters as a defensive end and linebacker for Hampton University, helping the Pirates to a 19-5 record over his final two sea-

sons...Second-team NCAA Division I-AA All-American and first-team All-MEAC selection as a senior...Ended season with 44 tackles, including 17 tackles for loss and 13.5 sacks...Played in eight games as a junior and tallied 17 tackles, including nine unassisted, a pass breakup and one sack...Totaled 12 tackles in six games as a sophomore...Personal...Was an All-State and All-Conference selection at J.M. Morehead High...Lettered in football, basketball and track...Business management major at Hampton...Born December 31, 1975.



CURT DAVIS Defensive Lineman 6-3, 277 Arkansas

Signed by the Falcons on April 26, 2002...Totaled 51 tackles, including five for losses, with two quarterback sacks, six QB pressures and one fumble recovery in starting 10 of 11 games as a senior at nose guard...Team captain...Tallied a season-high 10 tackles vs. Ole Miss...Amassed 37 tackles as a junior in starting all 12 games...Registered a season-high of six tackles each vs. Alabama and Ole Miss...Earned starting spot as a sophomore in 1999 and finished with 25

tackles...Member of the SEC Academic Honor Roll in 1998...Personal...Named an honorable mention All-America by USA Today and was on every top 25 list in the state of Louisiana for his efforts at Ouachita High School...Named all-state, all-district and all-northeastern La., as well as district most valuable player as a senior, ending up with 88 tackles, six sacks and seven fumble recoveries...Played defensive end, tight end and center as a prep while also snapping for kicks...Also lettered in baseball, track and golf and was the vice president of the student body...His father, Ross, played football at Louisiana-Monroe and his brothers played at Louisiana-Monroe and Louisiana Tech...Born December 12, 1978.



R.J. ENGLISH Wide Receiver 6-3, 213 Pittsburgh

Signed by the Falcons on April 26, 2002...Helped give Pittsburgh the most productive receiving tandem in the Big East for the third straight season in 2001...Led the conference in his senior season in receiving yards with an average of 69.1 per game...Finished the year with 41 receptions for 760 yards and six touchdowns, all career highs...Averaged an impressive 18.5 yards per catch...English and teammate Antonio Bryant combined for 83 receptions for 1,419 yards, the highest production for a Big East receiving duo in 2001...Joined the Panthers as an

obscure walk-on in 1997...Ultimately earned a scholarship but had to overcome two knee surgeries before having a breakout senior season...Played in eight games in 2000, starting three, before sustaining a right knee injury in practice prior to Nov. 11 Miami game...Played in eight games in 1999 to earn his second letter...Suffered an injury to his right knee during the offseason which necessitated surgery and forced him to miss 1999 spring drills...Was put on scholarship by Head Coach Walt Harris prior to the '99 season...Personal...Born May 16, 1979, is the son of Robert and Patricia English... Administration of justice major.



KARIM GRANT Linebacker 6-4, 235 Acadia (Canada)

Signed by the Falcons on May 29, 2002...Was originally a first round draft choice by the Hamilton Tiger Cats in the 2001 Canadian Football League Draft...Worked out with the Tiger Cats during their 2001 preseason workouts before being released...Following release returned to play one more year at Acadia University in Nova Scotia, Canada, where he led the school with 11 sacks and 35 solo tackles playing as a defensive end...The 11 sacks were the most by a player in the Atlantic University Sport and Canadian Interuniversity Sport...Earned first-team All-Canadian and

first-team AUS all-star honors following the 2001 season...Was also named an all-conference selection in 2000 when he posted 25 tackles and three sacks...Personal...Is a native of Scarborough, Ontario, Canada...Was born December 25, 1976.

2002 ROOKIE FREE AGENTS/ADDITIONAL BIOS**COREY HARRIS Safety 5-10, 197 Arkansas**

Signed by the Falcons on April 26, 2002...As a senior, he made 51 tackles, one interception, one sack, one forced fumble and one recovered fumble in eight games at strong safety...Recorded a season-high of 14 tackles, including eight solo stops vs. Tennessee...Moved to the rover position in 2000 and started 11 games...Ranked fourth on the team with 50 tackles, collaring five tackles or more in nine contests...Tied for team lead in interceptions and sacks with two apiece...Junior college transfer from Butler County (Kan) Community College, where he helped the school to a perfect

12-0 record and to the National Championship as a sophomore...Named a junior college All-America as he led the nation in interceptions with nine, returning a pair for touchdowns and totaled 50 tackles...Personal...Born March 31, 1978...His sister ran track at Texas A&M.

**BRIAN HOLMES Kicker 5-11, 195 Samford**

Signed by the Falcons on April 26, 2002...Joined the Falcons from the Arena Football League Two where he was a member of the Birmingham Steeldogs...As a rookie with the Steeldogs connected on 84-of-109 PATs and 7-of-29 field goal attempts with a long of 41 yards...Ranked second on the team in scoring with 100 points...Made a career-best 41-yard field goal in 2001...In first four games of 2002, converted 15 of 19 PATs and missed all four field goal attempts...Played collegiately at Samford where he handled punting chores his sophomore and junior seasons and both

punting and placekicking his senior season...Finished 17th in punting in 1998 after averaging almost 42 yards per punt...Had long punts of 67 and 76 yards and placed 12 punts inside the 20-yard line in 1998...Made five of nine field goal attempts in 1999, including a long of 48 yards...Averaged 39.7 yards on 39 punts, including a long of 69 in 1999...Personal...Journalism and Mass Communications major...Born October 9, 1977.

**MANLY KANOA Guard 6-5, 315 Hawaii**

Signed by the Falcons on April 26, 2002...Ended his collegiate career with 35 consecutive starts without missing a game or even a practice...Last season as a senior he started all 12 games at left guard and earned all-WAC first-team honors...Was credited with 30 pancake blocks and allowed just four sacks all season despite an offense that threw the ball 570 times...Entered the starting lineup for the first time as sophomore in 1999 at right guard...Moved to right guard as a junior in 2000 and also starting at right guard as a senior in 2001...Personal...Married (Sarah) with daughter Emma...Earned three letters in football and basketball and one in track at Kamehameha School in Honolulu...Born October 22, 1979 in Honolulu, Hawaii.

at right guard as a senior in 2001...Personal...Married (Sarah) with daughter Emma...Earned three letters in football and basketball and one in track at Kamehameha School in Honolulu...Born October 22, 1979 in Honolulu, Hawaii.

**CURT LESSMAN Center 6-3, 294 N.W. Missouri**

Signed by the Falcons on April 26, 2002...Started at center as a junior and senior after seeing back up action as a sophomore...Earned honorable mention All-MIAA honors as a junior and All-MIAA honors as a senior...Was also utilized as a long snapper throughout his collegiate career...Transferred to Northwest Missouri after beginning his college football career at Wayne (Neb.) State College in 1998...While at Wayne State as a freshman he started in 10 games...Personal...All-state selection

at Sioux City East High in Sioux City, Iowa...Nicknamed Duce...Born March 28, 1979 in Sioux City, Iowa.

2002 ROOKIE FREE AGENTS/ADDITIONAL BIOS



MARQUES MCFADDEN Offensive Lineman 6-5, 320 Arizona

Signed by the Falcons on January 30, 2002...Was allocated to the NFL Europe League and was selected in the third round of the NFLLEL Allocated Draft by the Amsterdam Admirals...Was originally signed by the Green Bay Packers as a rookie free agent on April 30, 2001...Released by the Packers on August 27, 2001 and spent the season out of football...Was a two-year starter and a three-time letter winner (1998-2000) for the University of Arizona Wildcats...Redshirted in 1996 and was forced to sit out the 1997 season due to academic difficulties...Recorded

21 starts in the 32 career games he participated in...Started at three different positions - right tackle, left tackle, left guard - during his senior season...Earned Second-Team All-Pac-10 recognition in 2000...Started every game of his senior season at right guard...Worked primarily as an offensive line backup and on the special teams units in 1998...Earned a B.S. degree in family studies...Personal...Earned all-state honors as a senior offensive lineman at Capitol High School in Boise, Id., the same high school attended by current Arizona Cardinals quarterback Jake Plummer...Lettered four times in football and once in baseball...Nicknamed "Big Idaho"...Single...Has a son, Jailen Collins (born 5/30/95)...Given name is Marques Arthur McFadden...Born in St. Louis on September 12, 1978.



CRAIG PAGE Center 6-3, 288 Georgia Tech

Signed by the Falcons on January 11, 2002...Originally signed with the Tennessee Titans as a rookie free agent on April 21 1999 and later joined the Titans' practice squad (9/7) where he spent the regular season...Was moved to the active roster for Tennessee's three playoff games, however was a game day deactivation in each game...Was released by the Titans on Aug. 26, 2000 before being signed to the practice squad on Aug. 30, 2000...Spent the first 12 weeks of the season on Tennessee's practice squad before being signed to Dallas' active roster on Nov. 22...Saw the first

NFL action of his career in the 2000 season finale at Tennessee (12/25)...Was released by Dallas on Sept. 2, 2001...Was a two-year starter at Georgia Tech before transferring to Louisville...Was a first-team All-American and Outland Trophy finalist as a senior...Was the first Yellow Jacket to earn consensus All-America honors since 1992...First-team All-ACC selection...Started 11 games as a junior, playing every snap in nine games...Played one year at defensive tackle at Louisville...Personal...First-team All-State at Jupiter (Fla.) High...Was named Defensive Player of the Year by the Palm Beach Post...Born January 17, 1976.



FRED PERRY Defensive End 6-1, 235 Southern Arkansas

Signed by the Falcons on February 28, 2002...Was most recently a member of the Canadian Football League's Edmonton Eskimos...Compiled 39 tackles in 2001 before suffering a neck injury in the season's ninth game, which forced him to spend the rest of the season on the team's injured list...Also spent part of 2001 with the Birmingham Bolts of the now defunct XFL...Played for the Toronto Argos of the CFL in 2000 and recorded 40 tackles, two fumble recoveries and four deflected passes in addition to eight special teams tackles...Logged 39 combined tackles (39 defensive,

nine special teams) in 16 games for the Argos in 1999...Originally signed as a rookie free agent with the Baltimore Ravens in 1998 before later being released...Earned Division II All-America honors as a linebacker at Southern Arkansas University...Helped lead the Muleriders to the 1997 Gulf South Conference title...Was an honorable mention All-American in 1996...Recorded 170 tackles and five sacks in two seasons with Southern Arkansas...Also attended Northeast Oklahoma...Was also a punt returner in college, logging 66 returns for 688 yards...Personal...Married to Sonya Smith and the couple has two children - JaKayla and Mikey...Born January 5, 1975 in Fort Smith, Ark.



ADRIAN SADLER Cornerback 5-9, 184 Rice

Signed by the Falcons on January 30, 2002...Was allocated to the NFL Europe League and was selected by the Rhein Fire in the eighth round of the 2002 NFL Allocation Draft...Originally signed by the Pittsburgh Steelers as a rookie free agent on April 23, 2001...Released by the Steelers on August 27, 2001 and spent the year out of football...Was a three-year starter at cornerback for the Rice Owls before moving to running back as a senior and then back to cornerback late in his senior season...Finished collegiate career with 130 tackles and 21 pass deflections...Started five games at halfback in 2000 and rushed for 124 yards on 33 attempts (3.8 avg.)...Also added four receptions for 156 yards and one touchdown and returned seven kickoffs for 107 yards (15.7-yard average)...Started all 11 games at cornerback in 1999...Had 48 tackles, including 35 solos, and made his first career interception...Averaged 21.2 yards on 11 kickoff returns...Started 10 games at cornerback in 1998...Recorded 39 combined tackles, including 30 unassisted and three for losses...Added five passes defended...Started the final 10 games of the 1997 season and made 40 combined tackles, including 32 solos...Tied for the team lead with eight passes defended...Redshirted in 1996...majored in sports management...Personal...Was a three-year starter at New Boston (TX) High School...Rushed for 1,028 yards and 15 touchdowns as a senior...Gained 2,500 yards and scored 22 touchdowns during his three-year career...Also lettered three years in basketball and four years in track...Is the son of Lawrence and Eddie Sadler...Has one brother and two sisters...Full name is Adrian Lawrence Sadler...Born March 10, 1978 in Texarkana, Texas.



GANNON SHEPHERD Tackle 6-7, 308 Duke

Signed by the Falcons on January 15, 2002...Originally signed by the Chicago Bears as a rookie free agent on August 28, 2000...Spent training camp with the Bears and was converted to an offensive tackle before being waived by the Bears on Aug. 23...Was signed to the Jaguars' practice squad on Aug. 29 where he spent the first four weeks of the 2000 season before being waived on Sept. 26...Was brought back to the Bears (10/4) only to be waived six days later (10/10) and then re-signed once again on Oct. 18...Was signed to the Jaguars' active roster on Dec. 6 and was inactive for each of the season's final three games...Appeared in one game for Jacksonville in 2001 before being waived on Oct. 2...Started 27 of 39 games in four years at Duke...Career totals included 62 tackles, including 10 for loss and four sacks...Started 21 games on the defensive line as a sophomore, junior and senior...Started six games as a freshman at offensive tackle...Majored in environmental science and policy...Personal...Attended Marist High School in Atlanta...Earned letters in football and basketball...Was nominated for the McDonald's All-Star basketball team...Born January 4, 1977 in Flint, Mich.



ERIC SIMS Cornerback 5-11, 180 Eastern Kentucky

Signed by the Falcons on April 26, 2002...Talented corner with great speed and coverage skills who started during his final two years at Eastern Kentucky after transferring from Jones County College (MS) where he began his collegiate career...Led Eastern Kentucky and led the Conference in 2000 with four interceptions, including two that were returned for touchdowns...As a senior in 2001, he finished with 33 total tackles and three interceptions...Was selected as the Most Outstanding Defensive Back at Jones County as a sophomore...Personal...Chosen as the Most Outstanding Defensive Back, the Best Offensive Player, the Most Outstanding Wide Receiver and All-Division in high school...Born August 10, 1979 in Ellsville, Mississippi.

**JERRY TOGIAI Defensive Tackle 6-2, 310 Kansas State**

Signed by the Falcons on April 26, 2002...Played in 2002 Rotary Gridiron Classic and 2002 Hula Bowl postseason all-star games...Saw action in all 11 games on the defensive line in 2001 with five starts at tackle against Texas A&M, Kansas, Iowa State, Nebraska and Louisiana Tech...Listed as the starter at nose tackle...Totaled 14 total tackles, including nine solo stops...Was third among linemen with five quarterback hurries...Credited with a pair of solo tackles against Texas A&M...Turned in two tackles, including one for loss, and one quarterback hurry against Iowa

State...Registered a season-high four tackles at Nebraska, including three solo stops...Collected three tackles and one QBH in the season finale against Missouri (11/24)...Lettered in 2000 after appearing in all 14 games...Started two games and finished with 16 tackles, including 10 unassisted stops as a junior...Had a half-sack and a career-high six tackles (two solos) in Big 12 Championship Game vs. Oklahoma...Two-year starter at Ricks (Idaho) College before transferring to Kansas State... Second Team all-region pick as a freshman and sophomore...Personal...Married (Jennifer) with one child, Tane James...Born August 2, 1975.

**TERRANCE WILLIAMS Running Back 5-10, 185 Central Florida**

Signed by the Falcons on April 26, 2002...Gained 254 yards rushing on 55 attempts for a 4.3-yard average with five touchdowns last year as a senior...Also added 14 receptions for 167 yards and eight kickoff returns for 132 yards in 11 games played...In 1999, he rushed 95 times for 369 yards with two touchdowns and caught six passes for 41 yards...Redshirted in 2000 due to ligament damage to his left ankle suffered in the spring...During the 1999 campaign, he rushed for 76 yards on 18 attempts vs. Georgia, including a career-long run of 59 yards and tallied

84 yards rushing on 12 carries vs. Eastern Illinois...Transfer from Hinds Community College in Mississippi in 1999 where he earned All-America honors and was named the National Junior College Player of the Year as a sophomore...Averaged more than 200 yards per game as a sophomore with 1,436 yards and 16 touchdowns on 225 carries for a 6.4-yard average...In two years at the JUCO level, he accumulated a combined 3,050 yards with 32 touchdowns...Earned All-America honors in track as a member of Hinds' 4x100 meter relay team (40.33) and also for the long jump (23 feet, 9 inches)...Personal...Excelled in football and track at Clearwater (FL) High School where he rushed for 1,610 yards with 19 touchdowns as a senior, leading the school to a 10-2 record and a district title, as well as being the top rusher in highly-competitive Pinellas County...Managed more than 3,800 yards during prep career, including 1,400 as a junior...Earned all-state honors in track...Born September 18, 1978.

**RYAN WINGROVE Defensive End 6-3, 250 Bowling Green**

Signed by the Falcons on April 26, 2002...Finished his collegiate career with 130 total tackles, and 14 sacks...Named Most Valuable Lineman in 2001 following his senior campaign after finishing with 56 tackles, 16 for a loss and six sacks...Started all 11 games as junior in 2000 and registered 35 tackles, and 5.5 sacks...Earned his first letter as a sophomore in 1999 when he started all 11 games after making a successful switch from tight end to defensive end...Saw limited amount of playing time a freshman in 1998 and was redshirted in 1997...Personal...Played offensive tackle as a

sophomore and junior tight end his senior season...A first-team Class AAA all-state pick at tight end his senior season...Born July 3, 1979 in Parkersburg, West Virginia.

How The Falcons Were Built

YEAR	COLLEGE DRAFT (28)	VETERAN FREE AGENTS (15)	TRADE (0)	FREE AGENTS (41)
1992	Bob Whitfield (1)			
1995	Travis Hall (6)			
1997				Ray Buchanan (IND) Bob Christian (CAR) Shane Dronett (DET) Brian Kozlowski (NYG)
1998	Keith Brooking (1)			
1999	Patrick Kerney (1) Reggie Kelly (2) Johndale Carty (4) Jeff Kelly (6) Todd McClure (7)			Ed Jasper (PHI) Gerald McBurrows (STL)
2000	Travis Claridge (2) Mark Simoneau (3) Michael Thompson (4) Darrick Vaughn (7)	Doug Johnson Derek Rackley Maurice Smith		Ashley Ambrose (NO) Chris Draft (W-SF) Brian Finneran Shawn Jefferson (NE) Mareno Philyaw Brady Smith (NO)
2001	Michael Vick (1) Alge Crumpler (2) Roberto Garza (4a) Matt Stewart (4b) Corey Hall (7a) Kynan Forney (7b) Ronald Flemons (7c) Quentin McCord (7d)	Dave Kadela		Jay Feely Travis Jervey (SF) George Layne Shawn Mills Chris Mohr (BUF) Ron Moore Rodney Thomas (TEN) Artie Ulmer
2002	T.J. Duckett (1) Will Overstreet (3) Martin Bibla (4) Kevin McCadam (5a) Kurt Kittner (5b) Kahili Hill (6) Michael Coleman (7a) Kevin Shaffer (7b)	Dusty Bonner Curt Davis R.J. English Corey Harris Brian Holmes Manly Lanoa Curt Lessman Eric Sims Jerry Toggai Terrance Williams Ryan Wingrove		Matt Allen (W-SEA) Juran Bolden Keion Carpenter (GB) Antico Dalton Warrick Dunn (TB) Jeff Graham (SD) John Holeccek (SD) Keith Lyle (WAS) Marques McFadden Travis McGriff (DEN) Brandon Miller Dallas Neil Craig Page Fred Perry Allen Rossum (GB) Adrian Sadler Gannon Shepherd John Thierry (GB) Fred Weary (NO) Todd Weiner (SEA) Alvis Whitted (JAX)

#Injured Reserve

@Reserve/Non-Football Injury list

ATLANTA
FALCONS



IN 2001 THE FALCONS WERE

- 3-5 At Home
- 4-4 On the Road
- 4-7 On Artificial Turf
- 3-2 On Natural Grass
- 4-7 In Domes
- 3-1 In 3-Point Games
- 0-0 In 2-Point Games
- 0-0 In 1-Point Games
- 2-1 When Scoring 30 or More Points
- 2-8 When Allowing 20 or More Points
- 3-2 When Leading at Halftime
- 2-7 When Trailing at Halftime
- 2-0 When Tied at Halftime
- 5-2 When Leading Going into the Fourth Quarter
- 1-7 When Trailing Going into the Fourth Quarter
- 1-0 When Tied Going into the Fourth Quarter
- 6-5 When Falcons Score First
- 1-4 When Opponent Scores First
- 3-5 vs. NFC West
- 6-6 vs. NFC
- 1-3 vs. AFC

2001 FINAL STANDINGS

AMERICAN FOOTBALL CONFERENCE

Eastern Division

	W	L	T	Pct	Pts	Opp
New England *11	5	0	0	.688	371	272
Miami #	11	5	0	.688	344	290
N.Y. Jets #	10	6	0	.625	308	295
Indianapolis	6	10	0	.375	413	486
Buffalo	3	13	0	.188	265	420

Central Division

	W	L	T	Pct	Pts	Opp
Pittsburgh *	13	3	0	.812	352	212
Baltimore #	10	6	0	.625	303	265
Cleveland	7	9	0	.438	285	319
Tennessee	7	9	0	.438	336	388
Jacksonville	6	10	0	.375	294	286
Cincinnati	6	10	0	.375	226	309

Western Division

	W	L	T	Pct	Pts	Opp
Oakland *	10	6	0	.625	399	327
Seattle	9	7	0	.562	301	324
Denver	8	8	0	.500	340	339
Kansas City	6	10	0	.375	320	344
San Diego	5	11	0	.312	332	321

* Division Champion

#Wild Card Team

NATIONAL FOOTBALL CONFERENCE

Eastern Division

	W	L	T	Pct	Pts	Opp
Philadelphia *11	5	0	0	.688	343	208
Washington	8	8	0	.500	256	303
NY Giants	7	9	0	.438	294	321
Arizona	7	9	0	.438	295	343
Dallas	5	11	0	.312	246	338

Central Division

	W	L	T	Pct	Pts	Opp
Chicago *	13	3	0	.812	338	203
Green Bay #	12	4	0	.750	390	266
Tampa Bay #	9	7	0	.562	324	280
Minnesota	5	11	0	.312	290	390
Detroit	2	14	0	.125	270	424

Western Division

	W	L	T	Pct	Pts	Opp
St. Louis *	14	2	0	.875	503	273
San Francisco #12	4	0	0	.750	409	282
New Orleans	7	9	0	.438	333	409
Atlanta	7	9	0	.438	291	377
Carolina	1	15	0	.062	253	410

* Division Champion

#Wild Card Team

2001 NFL POSTSEASON AT A GLANCE

Home team in CAPS

AFC WILD CARD PLAYOFF GAMES

OAKLAND 38, New York Jets 24
Baltimore 20, MIAMI 3

AFC DIVISIONAL PLAYOFF GAMES

NEW ENGLAND 16, Oakland 13, (OT)
PITTSBURGH 27, Baltimore 10

AFC CHAMPIONSHIP GAME

New England 24, PITTSBURGH 17

NFC WILD CARD PLAYOFF GAMES

PHILADELPHIA 31, Tampa Bay 9
GREEN BAY 25, San Francisco 15

NFC DIVISIONAL PLAYOFF GAMES

Philadelphia 33, CHICAGO 19
ST. LOUIS 45, Green Bay 17

NFC CHAMPIONSHIP GAME

ST. LOUIS 29, Philadelphia 24

SUPER BOWL XXXVI (NEW ORLEANS, LA.)

NEW ENGLAND (AFC) 20, St. Louis (NFC) 17,

AFC-NFC PRO BOWL (HONOLULU, HAWAII)

AFC 38, NFC 30



2001 REGULAR SEASON OFFENSIVE STATISTICS

RESULTS AND ATTENDANCE (Actual)

Won 7, Lost 9

Date	W-L	Score	Opponent	Attendance
09/09	L	13-16	OT at San Francisco	65,989
09/23	W	24-16	Carolina	49,312
09/30	W	34-14	at Arizona	28,878
10/07	L	3-31	Chicago	47,640
10/14	L	31-37	OT San Francisco	48,100
10/21	W	20-13	at New Orleans	70,020
11/04	L	10-24	New England	45,572
11/11	W	20-13	Dallas	70,452
11/18	W	23-20	at Green Bay	59,849
11/25	W	10-7	at Carolina	72,234
12/02	L	6-35	St. Louis	60,787
12/09	L	10-28	New Orleans	68,826
12/16	L	27-41	at Indianapolis	55,603
12/23	W	33-30	Buffalo	43,320
12/30	L	14-21	at Miami	73,619
01/06	L	13-31	at St. Louis	66,033

SCORE BY PERIODS Q1 Q2 Q3 Q4 OT PTS.

FALCONS	98	61	40	92	0	291
OPPONENTS	68	120	64	116	9	377

SCORING	TD	Ru	Pa	Rt	K-PAT	FG	S	PTS
Feely	0	0	0	0	28/28	29/37	0	115
M. Smith	6	5	1	0			0	36
Christian	4	2	2	0			0	24
Crumpler	3	0	3	0			0	18
Finneran	3	0	3	0			0	18
Martin	3	0	3	0			0	18
Jefferson	2	0	2	0			0	14
Anderson	2	1	1	0			0	12
Mathis	2	0	2	0			0	12
Kozlowski	1	0	1	0			0	6
Rackley	1	0	1	0			0	6
Vaughn	1	0	0	1			0	6
Vick	1	1	0	0			0	6
TEAM	29	9	19	1	28/28	29/37	0	291
OPPONENTS	46	13	29	4	44/44	19/24	0	377

TEAM STATISTICS

	Atl.	Opp.
TOTAL FIRST DOWNS	280	298
Rushing	85	95
Passing	165	184
Penalty	30	19
3rd Down: Made/Att	89/217	93/201
3rd Down Pct.	41.0	46.3
4th Down: Made/Att	5/17	2/8
4th Down Pct.	29.4	25.0
POSSESSION AVG.	31:18	28:42
TOTAL NET YARDS	5070	5845
Avg. Per Game	316.9	365.3
Total Plays	988	957
Avg. Per Play	5.1	6.1
NET YARDS RUSHING	1762	1943
Avg. Per Game	110.1	121.4
Total Rushes	439	405
NET YARDS PASSING	3308	3902
Avg. Per Game	206.8	243.9
Sacked/Yards Lost	64/387	37/230
Gross Yards	3695	4132
Att./Completions	485/278	515/331
Completion Pct.	57.3	64.3
Had Intercepted	17	18
PUNTS/AVERAGE	69/38.8	71/43.3
NET PUNTING AVG.	69/36.1	71/34.2
PENALTIES/YARDS	90/754	97/852
FUMBLES/BALL LOST	27/11	23/12
TOUCHDOWNS	29	46
Rushing	9	13
Passing	19	29
Returns	1	4

2-Pt. Conversions:

FALCONS:	Jefferson, TEAM, 1-1
OPPONENTS:	0-1

SACKS: Kerney 12.0, B. Smith 8.0, Dronett 5.5, Jasper 3.5, Brooking 3.5, T. Hall 2.5, Bradford 1.0, Wiley 1.0,
TEAM 37.0
OPPONENTS 64.0

RUSHING

	No.	Yds.	Avg.	Long	TD
M. Smith	237	760	3.2	58	5
Vick	31	289	9.3	35	1
Christian	44	284	6.5	53	2
Anderson	55	190	3.5	14	1
Thomas	37	126	3.4	21	0
Chandler	25	84	3.4	22	0
D. Johnson	5	12	2.4	8	0
McCord	2	11	5.5	8	0
Jervey	3	6	2.0	2	0
TEAM	439	1762	4.0	58	9
OPPONENTS	405	1943	4.8	68t	13



2001 REGULAR SEASON OFFENSIVE STATISTICS

RECEIVING

	No.	Yds.	Avg.	Long	TD
Mathis	51	564	11.1	34	2
Christian	45	392	8.7	42	2
Martin	37	548	14.8	63t	3
Jefferson	37	539	14.6	48	2
Crumpler	25	330	13.2	57t	3
Finneran	23	491	21.3	52	3
M. Smith	19	230	12.1	79t	1
R. Kelly	16	142	8.9	25	0
Kozlowski	15	270	18.0	46	1
Anderson	3	111	37.0	94t	1
McCord	3	53	17.7	26	0
Thomas	2	26	13.0	15	0
Rackley	1	1	1.0	1t	1
Feely	1	-2	-2.0	-2	0
TEAM	278	3695	13.3	94t	19
OPPONENTS	331	4132	12.5	65t	29

INTERCEPTIONS

	No.	Yds.	Avg.	Long	TD
Buchanan	5	85	17.0	33	0
Ambrose	5	43	8.6	27	0
Brooking	2	17	8.5	9	0
Crockett	1	7	7.0	7	0
Gordon	1	7	7.0	7	0
Wiley	1	1	1.0	1	0
Carty	1	0	0.0	0	0
Vaughn	1	0	0.0	0	0
Dronett	1	-6	-6.0	-6	0
TEAM	18	154	8.6	33	0
OPPONENTS	17	330	19.4	56t	3

PUNTING

	No.	Yds.	Avg.	Net	TB	In	Lg	B
Mohr	69	2680	38.8	36.1	3	25	55	0
TEAM	69	2680	38.8	36.1	3	25	55	0
OPPONENTS	71	3074	43.3	34.2	9	24	64	0

PASSING

	Att	Cmp	Yds	Cmp%	Yds/Att	TD	TD%	Int	Int%	Long	Sack/Lost	Rating
Chandler	365	223	2847	61.1	7.80	16	4.4	14	3.8	94t	41/ 261	84.1
Vick	113	50	785	44.2	6.95	2	1.8	3	2.7	52	21/ 113	62.7
D. Johnson	5	3	23	60.0	4.60	1	20.0	0	0.0	14	2/ 13	110.8
Mohr	2	2	40	100.0	20.00	0	0.0	0	0.0	42	0/ 0	118.8
TEAM	485	278	3695	57.3	7.62	19	3.9	17	3.5	94t	64/ 387	80.0
OPPONENTS	515	331	4132	64.3	8.02	29	5.6	18	3.5	65t	37/ 230	93.3

PUNT RETURNS

	Ret	FC	Yds.	Avg.	Long	TD
Gordon	31	6	437	14.1	74	0
Hudson	2	1	26	13.0	22	0
Kozlowski	1	0	0	0.0	0	0
Jervey	0	0	0	---	---	0
TEAM	34	7	463	13.6	74	0
OPPONENTS	17	26	130	7.6	30	0

KICKOFF RETURNS

	No.	Yds.	Avg.	Long	TD
Vaughn	61	1491	24.4	96t	1
Crumpler	3	32	10.7	14	0
Kozlowski	3	35	11.7	14	0
McCord	2	39	19.5	23	0
Garza	1	1	1.0	1	0
R. Kelly	0	0	---	---	0
TEAM	70	1598	22.8	96t	1
OPPONENTS	64	1286	20.1	37	0

FIELD GOALS

	1-19	20-29	30-39	40-49	50+
Feely	1/ 1	8/ 8	14/15	4/ 9	2/4
TEAM	1/ 1	8/ 8	14/15	4/ 9	2/4
OPPONENTS	0/ 0	9/ 9	7/ 7	3/ 8	0/ 0

Feely:

(28G,24G)(25G)(34G,55G)(44N,44G)(39G,24G,36G)(31G,38G)(58N,49N,20G)(31G,36N,19G)(26G,39G,32G)(39G)(41G,50N,24G,44N)(22G,40N)(35G,32G)(35G,32G,43G,52G)(44B)(49G,33G)

OPPONENTS:

(39G,20G,24G)(30G,26G,31G)(49N)(48N,42G)(27G)(23G,48B,31G)(48G)(28G,39G)(39G,45G)(45N)(39G,21G)(28G)(24G,42N)



2001 REGULAR SEASON DEFENSIVE STATISTICS

DEFENSIVE TACKLES

PLAYER	T	A	TOTAL
K. Brooking	110	57	167
R. Buchanan	67	15	82
H. Crockett	48	33	81
R. Bradford	54	26	80
C. Draft	54	21	75
T. Hall	42	26	68
P. Kerney	41	26	67
A. Ambrose	55	8	63
G. McBurrows	43	17	60
S. Dronett	31	20	51
E. Jasper	26	25	51
M. Simoneau	33	16	49
B. Smith	28	21	49
C. Wiley	22	18	40
M. Carter	17	15	32
D. Vaughn	19	10	29
J. Carty	6	16	22
C. Hudson	10	10	20
D. Gordon	12	6	18
M. Stewart	9	7	16
S. Swayda	8	5	13
C. Hamilton	10	2	12
E. Williams	5	3	8
A. Ulmer	3	3	6
A. Jordan	0	1	1
R. Moore	0	1	1

QUARTERBACK SACKS (37-230)

P. Kerney	12.0-61.0
B. Smith	8.0-43.0
S. Dronett	5.5-38.0
E. Jasper	3.5-19.5
K. Brooking	3.5-30.5
T. Hall	2.5-21.0
R. Bradford	1.0- 11.0
C. Wiley	1.0-6.0

SPECIAL TEAMS TACKLES

PLAYER	T	A	TOTAL
A. Ulmer	14	7	21
M. Stewart	15	2	17
T. Jervey	11	4	15
J. Carty	8	6	14
M. Simoneau	11	2	13
B. Finneran	8	3	11
G. McBurrows	8	1	9
D. Vaughn	7	2	9
J. Feely	6	1	7
C. Hudson	5	2	7
S. Jefferson	2	3	5
B. Christian	3	0	3

SPECIAL TEAMS TACKLES (continued)

PLAYER	T	A	TOTAL
C. Draft	2	1	3
D. Gordon	0	2	2
A. Jordan	1	1	2
B. Kozlowski	2	0	2
Q. McCord	0	2	2
M. Smith	1	1	2
E. Williams	1	1	2
R. Bradford	1	0	1
C. Mohr	1	0	1

BLOCKS (1)

C. Wiley	1
----------	---

DEFENSIVE FORCED FUMBLES (11)

R. Bradford	2
K. Brooking	2
P. Kerney	2
R. Buchanan	1
C. Hamilton	1
C. Hudson	1
E. Jasper	1
G. McBurrows	1

DEFENSIVE FUMBLE RECOVERIES (10)

K. Brooking	2
P. Kerney	2
A. Ambrose	1
R. Buchanan	1
S. Dronett	1
T. Hall	1
M. Stewart	1
G. McBurrows	1

PASSES DEFENSED (57)

R. Buchanan	14
A. Ambrose	7
K. Brooking	7
H. Crockett	4
T. Hall	4
C. Hamilton	3
C. Hudson	3
R. Bradford	2
M. Carter	2
C. Draft	2
S. Dronett	2
D. Gordon	2
E. Jasper	2
M. Simoneau	1
B. Smith	1
D. Vaughn	1

2001 GAME REVIEWS

Game 1

SAN FRANCISCO 16, FALCONS 13 (overtime)

At San Francisco, September 9, 2001

The Falcons were in front 13-3 to open the fourth quarter and were looking to break a nine-game losing streak to the 49ers in San Francisco. Three big plays by the 49ers offense turned out to be the difference as the 49ers tied the game at 13-13 with 11 seconds remaining and then took the overtime kick and drove down the field, winning the game on a 24-yard field goal by PK Jose Cortez just four minutes into the overtime period. San Francisco QB Jeff Garcia, who finished with 26 completions on 40 attempts for 335 yards, connected on short passes that turned into big plays to J.J. Stokes, Terrell Owens and then in overtime with Tai Streets to position San Francisco for the victory. Early in the fourth quarter, Garcia connected with Stokes in the seam, and he turned the play into a 47-yard gain to the Atlanta 11-yard line. Two plays later, Garcia connected with Stokes on a 16-yard touchdown pass to close the Falcons lead to 13-10. Atlanta appeared to get a break later in the period when DT Shane Dronett stopped a 49ers drive at midfield with an interception with just over six minutes remaining in the game. But the Falcons offense was stopped on three straight plays. The Niners took over at their own 14-yard line with 4:04 remaining. Garcia hit WR Terrell Owens in the seam and he raced 40 yards downfield to the Falcons 17-yard line at the two-minute warning. Two Garcia scrambles of 17 yards and seven yards helped move the 49ers to the two-yard line before Cortez sent the game into overtime with a 20-yard field goal. San Francisco won the overtime kickoff and elected to receive. Garcia hit Streets on a passing pattern, and he turned the play into a 52-yard gain before being pushed out of bounds at the Atlanta 23-yard line. Three plays later, it appeared that DE Patrick Kerney stripped and recovered a ball while tackling FB Fred Beasley, but the referees ruled that he was down by contact. Two plays later, Cortez connected on a 24-yard field goal to give San Francisco a 16-13 win. Atlanta opened the scoring in the first quarter when RB Jamal Anderson scored on a one-yard touchdown run. The play was set up when CB John Webster was penalized 30 yards for a pass interference penalty while covering WR Tony Martin, giving the Falcons a first down at the San Francisco six-yard line. After spotting the 49ers a field goal to open the second quarter, the Falcons responded by converting a third-and-three at the 49ers 36-yard line and a fourth-and-two situation at the San Francisco 35-yard line to get into a first-and-goal situation. However, the Falcons were forced to settle for a field goal and a 10-3 halftime lead. The Falcons extended their lead to 13-3 in the second half when a 25-yard scramble by first-round draft choice QB Michael Vick on a third-and-six situation helped the Falcons reach the six-yard line to help set up a PK Jay Feely field goal. Vick saw action on the second series in the first half and the second series in the second half. He missed on four pass attempts but finished with two rushing attempts for 32 yards, including the 25-yard scramble to the San Francisco six-yard line.

Falcons	7	3	3	0	0	13
49ers	0	3	0	10	3	16

STARTING LINEUPS

Atlanta Falcons

Offense		Defense	
WR 80 T.Martin	LE 97 P.Kerney	LT 98 T.Hall	RT 75 S.Dronett
LT 70 B.Whitfield	LT 98 T.Hall	RT 75 S.Dronett	RE 91 B.Smith
LG 64 B.Hallen	RE 91 B.Smith	RE 91 B.Smith	WLB 54 C.Draft
C 62 T.McClure	WLB 54 C.Draft	WLB 54 C.Draft	MLB 56 K.Brooking
RG 65 K.Forney	MLB 56 K.Brooking	MLB 56 K.Brooking	SLB 94 H.Crockett
RT 71 T.Claridge	SLB 94 H.Crockett	SLB 94 H.Crockett	RCB 33 A.Ambrose
TE 89 R.Kelly	RCB 33 A.Ambrose	RCB 33 A.Ambrose	LCB 34 R.Buchanan
WR 81 T.Mathis	LCB 34 R.Buchanan	LCB 34 R.Buchanan	SS 25 M.Carter
QB 12 C.Chandler	SS 25 M.Carter	SS 25 M.Carter	FS 47 C.Hudson
RB 32 J.Anderson	FS 47 C.Hudson	FS 47 C.Hudson	
FB 44 B.Christian			

San Francisco 49ers

Offense		Defense	
WR 81 T.Owens	LE 95 J.Engelberger	LT 63 D.Deese	LT 97 B.Young
LT 63 D.Deese	LT 97 B.Young	LG 65 R.Brown	RT 94 D.Stubblefield
LG 65 R.Brown	RE 96 A.Carter	C 62 J.Newberry	RE 96 A.Carter
C 62 J.Newberry	RE 96 A.Carter	RG 74 D.Fiore	LOLB 56 T.Killens
RG 74 D.Fiore	LOLB 56 T.Killens	RT 78 S.Gragg	LILB 50 D.Smith
RT 78 S.Gragg	LILB 50 D.Smith	TE 88 J.Swift	RILB 53 J.Ulbrich
TE 88 J.Swift	RILB 53 J.Ulbrich	WR 83 J.Stokes	LC 29 A.Plummer
WR 83 J.Stokes	LC 29 A.Plummer	QB 5 J.Garcia	RC 36 J.Webster
QB 5 J.Garcia	RC 36 J.Webster	RB 20 G.Hearst	SS 30 L.Schulters
RB 20 G.Hearst	SS 30 L.Schulters	FB 40 F.Beasley	FS 31 Z.Bronson
FB 40 F.Beasley	FS 31 Z.Bronson		

SCORING DRIVES

Team	Qtr	Time	Play Description (Extra Point) (Drive Info)	Visitor	Home
Falcons	1	1:24	J.Anderson 1 yd. run (J.Feely kick) (5-61, 2:54)	7	0
49ers	2	11:25	J.Cortez 39 yd. Field Goal (12-51, 4:59)	7	3
Falcons	2	4:05	J.Feely 28 yd. Field Goal (12-61, 7:20)	10	3
Falcons	3	4:49	J.Feely 24 yd. Field Goal (9-49, 4:23)	13	3
49ers	4	11:29	J.Stokes 16 yd. pass from J.Garcia (J.Cortez kick) (9-87, 5:07)	13	10
49ers	4	0:08	J.Cortez 20 yd. Field Goal (11-84, 3:56)	13	13
49ers	5	10:56	J.Cortez 24 yd. Field Goal (8-74, 4:04)	13	16

2001 GAME REVIEWS

Atlanta Falcons vs San Francisco 49ers
9/9/01 at 3COM Park

Final Individual Statistics

Atlanta Falcons											San Francisco 49ers										
RUSHING											RUSHING										
J.Anderson	26	86	3.3	14	1	G.Hearst	14	48	3.4	11	0										
M.Vick	2	32	16.0	25	0	J.Garcia	5	38	7.6	17	0										
C.Chandler	3	16	5.3	12	0	K.Barlow	5	9	1.8	3	0										
						F.Beasley	3	7	2.3	5	0										
						T.Owens	1	3	3.0	3	0										
Total	31	134	4.3	25	1	Total	28	105	3.8	17	0										
PASSING											PASSING										
C.Chandler	18	11	121	2/14	0	27	0	81.0	J.Garcia	40	26	335	2/11	1	52	1	89.1				
M.Vick	4	0	0	0/0	0	0	0	39.6													
Total	22	11	121	2/14	0	27	0		Total	40	26	335	2/11	1	52	1					
PASS RECEIVING											PASS RECEIVING										
T.Martin	4	66	16.5	27	0	T.Owens	7	93	13.3	40	0										
T.Mathis	3	26	8.7	12	0	J.Stokes	5	93	18.6	47	1										
B.Christian	2	20	10.0	15	0	E.Johnson	4	34	8.5	16	0										
J.Anderson	1	8	8.0	8	0	G.Hearst	4	24	6.0	9	0										
S.Jefferson	1	1	1.0	1	0	T.Streets	3	81	27.0	52	0										
						K.Barlow	2	4	2.0	4	0										
						J.Swift	1	6	6.0	6	0										
Total	11	121	11.0	27	0	Total	26	335	12.9	52	1										
INTERCEPTIONS											INTERCEPTIONS										
S.Dronett	1	-6	-6.0	-6	0																
Total	1	-6	-6.0	-6	0	Total	0	0	0.0	0	0										
PUNTING											PUNTING										
C.Mohr	6	224	37.3	1	3	46	J.Baker	5	154	30.8	0	2	40								
Total	6	224	37.3	1	3	46	Total	5	154	30.8	0	2	40								
PUNT RETURNS											PUNT RETURNS										
D.Gordon	1	9	9.0	0	9	0	V.Sutherland	0	0	0.0	2	0	0								
[DOWNED]	3	0	0.0	0	0	0	[DOWNED]	1	0	0.0	0	0	0								
[OUT OF BOUNDS]	1	0	0.0	0	0	0	[OUT OF BOUNDS]	2	0	0.0	0	0	0								
						[TOUCHBACK]	1	0	0.0	0	0	0									
Returns	1	9	9.0	0	9	0	Returns	0	0	0.0	2	0	0								
KICKOFF RETURNS											KICKOFF RETURNS										
D.Vaughn	3	51	17.0	0	27	0	V.Sutherland	2	45	22.5	0	24	0								
B.Kozlowski	1	7	7.0	0	7	0	J.Lewis	2	32	16.0	0	19	0								
						[TOUCHBACK]	1	0	0.0	0	0	0									
Returns	4	58	14.5	0	27	0	Returns	4	77	19.3	0	24	0								

Atlanta Falcons

FUMBLES

	FUM	OWN-REC	YDS	TD	FORCED	OPP-REC	YDS	TD	OUT-BDS
S.Dronett	1	0	0	0	0	0	0	0	1
Total	1	0	0	0	0	0	0	0	1

San Francisco 49ers

FUMBLES

	FUM	OWN-REC	YDS	TD	FORCED	OPP-REC	YDS	TD	OUT-BDS
K.Barlow	0	0	0	0	1	0	0	0	0
Total	0	0	0	0	1	0	0	0	0



2001 GAME REVIEWS

Atlanta Falcons vs San Francisco 49ers

9/9/01 at 3COM Park

Final Team Statistics

	Visitor Falcons	Home 49ers
TOTAL FIRST DOWNS	13	20
By Rushing	6	5
By Passing	6	15
By Penalty	1	0
THIRD DOWN EFFICIENCY	5-14-36%	5-13-38%
FOURTH DOWN EFFICIENCY	1-1-100%	0-1-0%
TOTAL NET YARDS	241	429
Total Offensive Plays (inc. times thrown passing)	55	70
Average gain per offensive play	4.4	6.1
NET YARDS RUSHING	134	105
Total Rushing Plays	31	28
Average gain per rushing play	4.3	3.8
Tackles for a loss-number and yards	1-3	0-0
NET YARDS PASSING	107	324
Times thrown - yards lost attempting to pass	2-14	2-11
Gross yards passing	121	335
PASS ATTEMPTS-COMPLETIONS-HAD INTERCEPTED	22-11-0	40-26-1
Avg gain per pass play (inc.# thrown passing)	4.5	7.7
KICKOFFS Number-In End Zone-Touchbacks	5-1-1	4-0-0
PUNTS Number and Average	6-37.3	5-30.8
Had Blocked	0	0
FGs - PATs Had Blocked	0-0	0-0
Net Punting Average	34.0	29.0
TOTAL RETURN YARDAGE (Not Including Kickoffs)	3	0
No. and Yards Punt Returns	1-9	0-0
No. and Yards Kickoff Returns	4-58	4-77
No. and Yards Interception Returns	1--6	0-0
PENALTIES Number and Yards	3-25	6-60
FUMBLES Number and Lost	1-0	0-0
TOUCHDOWNS	1	1
Rushing	1	0
Passing	0	1
EXTRA POINTS Made-Attempts	1-1	1-1
Kicking Made-Attempts	1-1	1-1
FIELD GOALS Made-Attempts	2-2	3-3
RED ZONE EFFICIENCY	1-3-33%	1-3-33%
GOAL TO GO EFFICIENCY	1-3-33%	0-2-0%
SAFETIES	0	0
FINAL SCORE	13	16
TIME OF POSSESSION	30:27	33:37



2001 GAME REVIEWS

Game 2 FALCONS 24, CAROLINA 16 At Atlanta, September 23, 2001

The Falcons rolled to a 24-16 victory over the visiting Carolina Panthers behind QB Chris Chandler's two-touchdown passes and a ground attack that produced 121 yards, including a 98-yard rushing performance by RB Jamal Anderson. It was Chandler and Anderson that combined on the biggest play of the day. With the score tied at 10-10, the Falcons began their first second half possession at their own six-yard line. Anderson took a play-action fake and broke free in the middle of the field before catching a Chandler pass at the 35-yard line and racing untouched for a 94-yard touchdown play to give Atlanta a 17-10 lead. The Panthers closed the gap to 17-13 late in the third quarter after taking advantage of an Anderson fumble at the Falcons 47-yard line with a 26-yard field goal by PK John Kasay. First-round draft pick QB Michael Vick helped give the Falcons a cushion by finishing a nine-play, 74-yard drive in the fourth quarter with a two-yard touchdown run for a 24-13 Falcons lead. Backup TE Brian Kozlowski had two key receptions to help put Atlanta at the Carolina two-yard line to set up the score. First, he caught a 15-yard pass from Chandler for a first down on a third-and-nine situation. Then, he caught a pass from Chandler on third-and-five, laid a hit on the Panthers defender, and broke open for a 46-yard gain to the Carolina seven-yard line. Three plays later, Vick scored on a designed running play for his first NFL touchdown. Carolina took the ensuing possession to the Falcons 14-yard line before being forced to settle for a field goal, but Anderson's strong running helped the Falcons run out the final 5:32 of the game to seal the victory. Carolina did gain 359 total yards, but the Falcons defense allowed only one touchdown. Atlanta opened the game with a solid nine-play, 76-yard drive that took 7:40 off the clock before culminating with a Chandler 12-yard touchdown pass to WR Tony Martin. The Panthers responded with a scoring drive of their own on the next series, marching to the Atlanta 13-yard line before settling for a 30-yard field goal. After stopping the Falcons on three-straight plays, the Panthers took the lead when rookie QB Chris Weinke took the Panthers to the Falcons five-yard line and then executed a perfect play-action fake before scrambling five yards around the right end for a touchdown and a 10-7 Carolina lead early in the second quarter. Vick entered the game for the Falcons on the ensuing series and led his team on a field goal drive to tie the game at 10-10. He used his athletic ability on a third-and-12 situation when he scrambled for the first down to keep the drive alive.

Panthers	3	7	3	3	16
Falcons	7	3	7	7	24

STARTING LINEUPS

Carolina Panthers			Atlanta Falcons		
Offense		Defense	Offense		Defense
WR 87 M.Muhammad	LE 96 J.Williams	WR 80 T.Martin	LE 97 P.Kerney		
LT 75 T.Steussie	LT 94 S.Gilbert	LT 70 B.Whitfield	LT 98 T.Hall		
LG 63 J.Nesbit	RT 77 K.Jenkins	LG 64 B.Hallen	RT 75 S.Dronett		
C 60 J.Mitchell	RE 93 M.Rucker	C 62 T.McClure	RE 91 B.Smith		
RG 65 K.Donnalley	SLB 53 H.Navies	RG 71 T.Claridge	WLB 54 C.Draft		
RT 70 C.Terry	MLB 57 L.Towns	RT 74 E.Salaam	MLB 56 K.Brooking		
TE 85 W.Walls	WLB 55 D.Morgan	TE 89 R.Kelly	SLB 94 H.Crockett		
WR 81 D.Hayes	LCB 46 R.Anderson	WR 81 T.Matthis	RCB 33 A.Ambrose		
QB 16 C.Weinke	RCB 33 D.Evans	QB 12 C.Chandler	LCB 34 R.Buchanan		
FB 86 K.Mangum	SS 39 D.Richardson	FB 83 A.Crumpler	SS 25 M.Carter		
RB 36 N.Goings	FS 27 D.Grant	RB 32 J.Anderson	FS 23 R.Bradford		

SCORING DRIVES

Team	Qtr	Time	Play Description (Extra Point) (Drive Info)	Visitor	Home
Falcons	1	7:20	T.Martin 12 yd. pass from C.Chandler (J.Feely kick) (9-76, 7:40)	0	7
Panther	1	2:41	J.Kasay 30 yd. Field Goal (10-63, 4:39)	3	7
Panther	2	8:34	C.Weinke 5 yd. run (J.Kasay kick) (14-76, 7:32)	10	7
Falcons	2	1:38	J.Feely 25 yd. Field Goal (13-67, 6:56)	10	10
Falcons	3	11:06	J.Anderson 94 yd. pass from C.Chandler (J.Feely kick) (1-94, 0:13)	10	17
Panther	3	2:30	J.Kasay 26 yd. Field Goal (8-38, 2:55)	13	17
Falcons	4	12:36	M.Vick 2 yd. run (J.Feely kick) (9-74, 4:54)	13	24
Panther	4	5:37	J.Kasay 31 yd. Field Goal (14-67, 6:59)	16	24

2001 GAME REVIEWS

Carolina Panthers vs Atlanta Falcons

9/23/01 at The Georgia Dome

Final Individual Statistics

Carolina Panthers											Atlanta Falcons										
RUSHING											RUSHING										
N.Goings	ATT	YDS	AVG	LG	TD						J.Anderson	ATT	YDS	AVG	LG	TD					
T.Biakabutuka	5	27	5.4	13	0						M.Vick	3	23	7.7	12	1					
C.Weinke	1	5	5.0	5	1																
Total	21	89	4.2	16	1						Total	28	121	4.3	12	1					
PASSING											PASSING										
C.Weinke	ATT	CMP	YDS	SK/YD	TD	LG	IN	RT			C.Chandler	ATT	CMP	YDS	SK/YD	TD	LG	IN	RT		
	41	27	276	2/6	0	38	0	85.0			M.Vick	2	2	27	1/11	0	18	0	118.8		
Total	41	27	276	2/6	0	38	0				Total	16	13	271	2/15	2	94	1			
PASS RECEIVING											PASS RECEIVING										
M.Muhammad	NO	YDS	AVG	LG	TD						B.Kozlowski	NO	YDS	AVG	LG	TD					
D.Hayes	6	71	11.8	19	0						T.Mathis	2	34	17.0	18	0					
I.Byrd	3	41	13.7	20	0						T.Martin	2	30	15.0	18	1					
C.Hetherington	3	9	3.0	5	0						A.Crumpler	2	13	6.5	9	0					
N.Goings	2	9	4.5	5	0						J.Anderson	1	94	94.0	94	1					
L.Broughton	1	9	9.0	9	0						B.Christian	1	9	9.0	9	0					
K.Mangum	1	5	5.0	5	0						R.Kelly	1	5	5.0	5	0					
T.Biakabutuka	1	0	0.0	0	0																
Total	27	276	10.2	38	0						Total	13	271	20.8	94	2					
INTERCEPTIONS											INTERCEPTIONS										
D.Evans	NO	YDS	AVG	LG	TD						Total	NO	YDS	AVG	LG	TD					
	1	27	27.0	27	0							0	0	0.0	0	0					
Total	1	27	27.0	27	0																
PUNTING											PUNTING										
T.Sauerbrun	NO	YDS	AVG	TB	IN20	LG					C.Mohr	NO	YDS	AVG	TB	IN20	LG				
	2	73	36.5	0	2	52						2	67	33.5	0	1	42				
Total	2	73	36.5	0	2	52					Total	2	67	33.5	0	1	42				
PUNT RETURNS											PUNT RETURNS										
S.Smith	NO	YDS	AVG	FC	LG	TD					D.Gordon	NO	YDS	AVG	FC	LG	TD				
[DOWNED]	1	0	0.0	0	0	0					[OUT OF BOUNDS]	1	0	0.0	0	0	0				
Returns	0	0	0.0	1	0	0					Returns	1	0	0.0	0	0	0				
KICKOFF RETURNS											KICKOFF RETURNS										
I.Byrd	NO	YDS	AVG	FC	LG	TD					D.Vaughn	NO	YDS	AVG	FC	LG	TD				
S.Smith	2	46	23.0	0	24	0					[TOUCHBACK]	4	100	25.0	0	28	0				
[TOUCHBACK]	1	0	0.0	0	0	0					Returns	4	100	25.0	0	28	0				
Returns	4	87	21.8	0	24	0															

Carolina Panthers

FUMBLES

FUM	OWN-REC	YDS	TD	FORCED	OPP-REC	YDS	TD	OUT-BDS
T.Biakabutuka	1	0	0	0	0	0	0	0
C.Weinke	1	0	0	0	0	0	0	0
J.Mitchell	0	1	0	0	0	0	0	0
D.Richardson	0	0	0	0	1	0	0	0
D.Morgan	0	0	0	0	0	1	0	0
M.Rucker	0	0	0	0	1	0	0	0
Total	2	1	0	0	2	1	0	0

Atlanta Falcons

FUMBLES

FUM	OWN-REC	YDS	TD	FORCED	OPP-REC	YDS	TD	OUT-BDS
M.Carter	0	0	0	0	1	0	0	0
K.Brooking	0	0	0	0	0	1	-6	0
P.Kerney	0	0	0	0	1	0	0	0
J.Anderson	1	0	0	0	0	0	0	0
C.Chandler	1	0	0	0	0	0	0	0
A.Crumpler	0	1	0	0	0	0	0	0
Total	2	1	0	0	2	1	-6	0



2001 GAME REVIEWS

Carolina Panthers vs Atlanta Falcons

9/23/01 at The Georgia Dome

Final Team Statistics

	Visitor Panthers	Home Falcons
TOTAL FIRST DOWNS	18	16
By Rushing	5	6
By Passing	13	8
By Penalty	0	2
THIRD DOWN EFFICIENCY	11-17-65%	8-11-73%
FOURTH DOWN EFFICIENCY	0-0-0%	0-0-0%
TOTAL NET YARDS	359	377
Total Offensive Plays (inc. times thrown passing)	64	46
Average gain per offensive play	5.6	8.2
NET YARDS RUSHING	89	121
Total Rushing Plays	21	28
Average gain per rushing play	4.2	4.3
Tackles for a loss-number and yards	1-1	2-3
NET YARDS PASSING	270	256
Times thrown - yards lost attempting to pass	2-6	2-15
Gross yards passing	276	271
PASS ATTEMPTS-COMPLETIONS-HAD INTERCEPTED	41-27-0	16-13-1
Avg gain per pass play (inc. # thrown passing)	6.3	14.2
KICKOFFS Number-In End Zone-Touchbacks	5-3-1	5-2-1
PUNTS Number and Average	2-36.5	2-33.5
Had Blocked	0	0
FGs - PATs Had Blocked	0-0	0-0
Net Punting Average	36.5	33.5
TOTAL RETURN YARDAGE (Not Including Kickoffs)	27	0
No. and Yards Punt Returns	0-0	1-0
No. and Yards Kickoff Returns	4-87	4-100
No. and Yards Interception Returns	1-27	0-0
PENALTIES Number and Yards	7-54	1-5
FUMBLES Number and Lost	2-1	2-1
TOUCHDOWNS	1	3
Rushing	1	1
Passing	0	2
EXTRA POINTS Made-Attempts	1-1	3-3
Kicking Made-Attempts	1-1	3-3
FIELD GOALS Made-Attempts	3-3	1-1
RED ZONE EFFICIENCY	1-4-25%	2-3-67%
GOAL TO GO EFFICIENCY	1-2-50%	1-1-100%
SAFETIES	0	0
FINAL SCORE	16	24
TIME OF POSSESSION	32:37	27:23



2001 GAME REVIEWS

Game 3 FALCONS 34, ARIZONA 14 At Arizona, September 30, 2001

The Atlanta Falcons improved to 2-1 on the year with an impressive 34-14 road win over the Arizona Cardinals in 104 degree temperatures at Sun Devil Stadium. The efficient passing of QB Chris Chandler (20 of 28 for 286 yards with 3 touchdowns and 0 interceptions), a running game that produced 111 yards on 34 carries and a defensive effort that had three interceptions and one fumble recovery, helped push the Falcons to only their third road win since the 1998 NFC Championship game. RB Jamal Anderson was lost for the game with a left knee sprain on a non-contact play early on the Falcons first drive. Backup RB Maurice Smith responded in his first extensive action, gaining 70 yards rushing on 21 attempts and his first NFL touchdown and finished with two receptions for 108 yards, including a 79-yard touchdown pass. Atlanta set the tone from the start of the game, marching 80 yards on 12 plays and taking 8:50 off the clock before Chandler hit WR Terance Mathis on a 17-yard touchdown off the flea-flicker for a quick 7-0 lead. After stopping the Cardinals on three-straight plays, the Falcons took possession at their own 40-yard line and moved in position for a 34-yard field goal by PK Jay Feely for a 10-0 Falcons first quarter lead. Feely added a 55-yard field goal at the end of the second quarter to extend the Falcons lead to 13-0 at halftime. After Arizona opened the second half with a touchdown drive to pull within 13-7, the Falcons offense went three plays and out. However, the Falcons defense countered when LB Keith Brooking recovered a bad exchange from center from Arizona QB Jake Plummer on the next series to give the Falcons a first down at the Cardinals 39-yard line. Chandler moved his squad to the 10-yard line before hitting Mathis on a 10-yard pass to give the Falcons a 20-7 lead. Mathis' second touchdown moved him into sole possession as the Falcons all-time leader in touchdown receptions. CB Ray Buchanan had the Falcons first of three interceptions off Plummer late in the third quarter, when he stepped in front of WR David Boston to make the pick before going 33 yards for a first down inside Cardinals territory. Smith scored his first NFL touchdown on a one-yard run early in the fourth quarter to give Atlanta a 27-7 lead. Arizona's ensuing drive ended when CB Darrick Vaughn made his first NFL interception when he picked off a Plummer pass intended for Boston to end a drive deep in Atlanta territory. Three plays later, Chandler hit Smith on the right flat, and Smith outraced the Cardinals secondary on a 79-yard touchdown for a 34-7 lead. After the Cardinals scored a late touchdown, Brooking intercepted Plummer and the Falcons ran out the final 3:40 seconds to secure the win.

Falcons	10	3	7	14	34
Cardinals	0	0	7	7	14

STARTING LINEUPS

Atlanta Falcons			Arizona Cardinals		
Offense		Defense	Offense		Defense
WR 84 S.Jefferson	LE 97 P.Kerney	WR 89 D.Boston	LE 72 J.Issa		
LT 70 B.Whitfield	LT 98 T.Hall	LT 70 L.Shelton	LT 98 R.Davis		
LG 64 B.Hallen	RT 75 S.Dronett	LG 66 P.Kendall	RT 92 B.Tanner		
C 62 T.McClure	RE 91 B.Smith	C 60 M.Gruttadauria	RE 93 K.Vanden Bosch		
RG 71 T.Claridge	WLB 54 C.Draft	RG 75 L.Davis	LLB 55 R.Thompson		
RT 74 E.Salaam	MLB 56 K.Brooking	RT 65 A.Clement	MLB 57 R.McKinnon		
TE 89 R.Kelly	SLB 94 H.Crockett	TE 80 T.Hardy	RLB 59 R.Fredrickson		
WR 81 T.Mathis	RCB 33 A.Ambrose	WR 81 F.Sanders	LCB 36 D.Barrett		
QB 12 C.Chandler	LCB 34 R.Buchanan	QB 16 J.Plummer	RCB 25 C.Chavous		
RB 32 J.Anderson	SS 25 M.Carter	RB 26 T.Jones	SS 40 P.Tillman		
TE 83 A.Crumpler	FS 23 R.Bradford	TE 34 J.Makovicka	FS 42 K.Lassiter		

SCORING DRIVES

Team	Qtr	Time	Play Description (Extra Point) (Drive Info)	Visitor	Home
Falcons	1	6:10	T.Mathis 17 yd. pass from C.Chandler (J.Feely kick) (12-80, 8:50)	7	0
Falcons	1	2:33	J.Feely 34 yd. Field Goal (5-24, 2:36)	10	0
Falcons	2	0:04	J.Feely 55 yd. Field Goal (6-24, 0:45)	13	0
Cardinal	3	12:25	M.Pittman 24 yd. run (B.Gramatica kick) (4-80, 2:35)	13	7
Falcons	3	4:51	T.Mathis 10 yd. pass from C.Chandler (J.Feely kick) (7-39, 4:27)	20	7
Falcons	4	14:15	M.Smith 1 yd. run (J.Feely kick) (5-42, 2:28)	27	7
Falcons	4	11:27	M.Smith 79 yd. pass from C.Chandler (J.Feely kick) (3-80, 1:00)	34	7
Cardinal	4	7:59	T.Hardy 12 yd. pass from J.Plummer (B.Gramatica kick) (8-80, 3:28)	34	14

2001 GAME REVIEWS

Atlanta Falcons vs Arizona Cardinals
9/30/01 at Sun Devil Stadium

Final Individual Statistics

Atlanta Falcons										Arizona Cardinals																																																																																					
RUSHING										RUSHING																																																																																					
	ATT	YDS	AVG	LG	TD		ATT	YDS	AVG	LG	TD		ATT	YDS	AVG	LG	TD		ATT	YDS	AVG	LG	TD																																																																								
M.Smith	21	70	3.8	15	1	M.Pittman	7	53	7.6	24	1	B.Christian	2	16	8.0	14	0	T.Jones	5	21	4.2	12	0	D.Johnson	4	13	3.3	8	0	D.Boston	1	17	17.0	17	0	J.Anderson	4	6	1.5	4	0	J.Plummer	2	-1	0.0	0	0	T.Jervey	3	6	2.0	2	0	Total	34	111	3.3	15	1	Total	15	90	6.0	24	1																														
PASSING										PASSING																																																																																					
	ATT	CMP	YDS	SK/YD	TD	LG	IN	RT		ATT	CMP	YDS	SK/YD	TD	LG	IN	RT		ATT	CMP	YDS	SK/YD	TD	LG	IN	RT																																																																					
C.Chandler	28	20	286	2/18	3	79	0	139.9	J.Plummer	35	23	276	4/31	1	58	3	63.5	Total	28	20	286	2/18	3	79	0	Total	35	23	276	4/31	1	58	3																																																														
PASS RECEIVING										PASS RECEIVING																																																																																					
	NO	YDS	AVG	LG	TD		NO	YDS	AVG	LG	TD		NO	YDS	AVG	LG	TD		NO	YDS	AVG	LG	TD																																																																								
T.Mathis	5	49	9.8	17	2	M.Pittman	6	31	5.2	9	0	S.Jefferson	5	40	8.0	19	0	F.Sanders	4	96	24.0	58	0	R.Kelly	3	28	9.3	14	0	T.Jones	4	53	13.3	18	0	M.Smith	2	108	54.0	79	1	D.Boston	4	49	12.2	21	0	B.Finneran	2	33	16.5	22	0	M.Jenkins	2	26	13.0	18	0	B.Christian	2	19	9.5	10	0	T.Hardy	2	25	12.5	13	1	J.Anderson	1	9	9.0	9	0	J.Makovicka	1	-4	-4.0	-4	0	Total	20	286	14.3	79	3	Total	23	276	12.0	58	1
INTERCEPTIONS										INTERCEPTIONS																																																																																					
	NO	YDS	AVG	LG	TD		NO	YDS	AVG	LG	TD		NO	YDS	AVG	LG	TD		NO	YDS	AVG	LG	TD																																																																								
R.Buchanan	1	33	33.0	33	0	K.Brooking	1	9	9.0	9	0	D.Vaughn	1	0	0	0	0	Total	3	42	14.0	33	0	Total	0	0	0.0	0	0																																																																		
PUNTING										PUNTING																																																																																					
	NO	YDS	AVG	TB	IN20	LG		NO	YDS	AVG	TB	IN20	LG		NO	YDS	AVG	TB	IN20	LG																																																																											
C.Mohr	4	150	37.5	1	2	39	S.Player	3	131	43.7	0	1	53	Total	4	150	37.5	1	2	39	Total	3	131	43.7	0	1	53																																																																				
PUNT RETURNS										PUNT RETURNS																																																																																					
	NO	YDS	AVG	FC	LG	TD		NO	YDS	AVG	FC	LG	TD		NO	YDS	AVG	FC	LG	TD																																																																											
D.Gordon	2	32	16.0	0	29	0	[DOWNED]	2	0	0.0	0	0	0	C.Hudson	1	22	22.0	0	22	0	[OUT OF BOUNDS]	1	0	0.0	0	0	0	Returns	3	54	18.0	0	29	0	Returns	0	0	0.0	0	0	0																																																						
[TOUCHBACK]	1	0	0.0	0	0	0	[TOUCHBACK]	1	0	0.0	0	0	0	KICKOFF RETURNS	1	20	20.0	0	20	0	KICKOFF RETURNS	4	78	19.5	0	24	0																																																																				
[TOUCHBACK]	1	0	0.0	0	0	0	[TOUCHBACK]	2	0	0.0	0	0	0	[TOUCHBACK]	1	0	0.0	0	0	0	[TOUCHBACK]	2	0	0.0	0	0	0																																																																				
Returns	1	20	20.0	0	20	0	Returns	4	78	19.5	0	24	0																																																																																		

Atlanta Falcons

FUMBLES

	FUM	OWN-REC	YDS	TD	FORCED	OPP-REC	YDS	TD	OUT-BDS
D.Gordon	2	2	0	0	0	0	0	0	0
K.Brooking	0	0	0	0	0	1	0	0	0
Total	2	2	0	0	0	1	0	0	0

Arizona Cardinals

FUMBLES

	FUM	OWN-REC	YDS	TD	FORCED	OPP-REC	YDS	TD	OUT-BDS
J.Plummer	1	0	0	0	0	0	0	0	0
Total	1	0	0	0	0	0	0	0	0



2001 GAME REVIEWS

Atlanta Falcons vs Arizona Cardinals

9/30/01 at Sun Devil Stadium

Final Team Statistics

	Visitor Falcons	Home Cardinals
TOTAL FIRST DOWNS	21	21
By Rushing	9	5
By Passing	12	11
By Penalty	0	5
THIRD DOWN EFFICIENCY	7-14-50%	3-8-38%
FOURTH DOWN EFFICIENCY	1-1-100%	0-1-0%
TOTAL NET YARDS	379	335
Total Offensive Plays (inc. times thrown passing)	64	54
Average gain per offensive play	6.1	6.2
NET YARDS RUSHING	111	90
Total Rushing Plays	34	15
Average gain per rushing play	3.6	6.1
Tackles for a loss-number and yards	3-6	1-1
NET YARDS PASSING	268	245
Times thrown - yards lost attempting to pass	2-18	4-31
Gross yards passing	286	276
PASS ATTEMPTS-COMPLETIONS-HAD INTERCEPTED	28-20-0	35-23-3
Avg gain per pass play (inc.# thrown passing)	8.9	6.3
KICKOFFS Number-In End Zone-Touchbacks	7-3-2	3-1-1
PUNTS Number and Average	4-37.5	3-43.7
Had Blocked	0	0
FGs - PATs Had Blocked	0-0	0-0
Net Punting Average	32.5	25.7
TOTAL RETURN YARDAGE (Not Including Kickoffs)	90	0
No. and Yards Punt Returns	3-54	0-0
No. and Yards Kickoff Returns	1-20	4-78
No. and Yards Interception Returns	3-36	0-0
PENALTIES Number and Yards	9-98	3-30
FUMBLES Number and Lost	2-0	1-1
TOUCHDOWNS	4	2
Rushing	1	1
Passing	3	1
EXTRA POINTS Made-Attempts	4-4	2-2
Kicking Made-Attempts	4-4	2-2
FIELD GOALS Made-Attempts	2-2	0-1
RED ZONE EFFICIENCY	3-4-75%	1-2-50%
GOAL TO GO EFFICIENCY	1-1-100%	0-0-0%
SAFETIES	0	0
FINAL SCORE	34	14
TIME OF POSSESSION	37:40	22:20



2001 GAME REVIEWS

Game 4 CHICAGO 31, FALCONS 3 At Atlanta, October 7, 2001

The visiting Chicago Bears scored 17 points off five Falcons turnovers en route to a 31-3 victory at the Georgia Dome to end the Falcons two-game winning streak. The score was close until the fourth quarter when the Bears scored 21 unanswered points, including a 90-yard fumble return for a touchdown by Pro Bowl LB Brian Urlacher. After spotting the Bears a 10-0 lead in the second quarter, the Falcons had chances to get back into the game, starting with their first drive in the third quarter. QB Michael Vick, who was filling in for Chris Chandler after he left with a concussion at halftime, broke from the pocket for an 18-yard run to the Chicago 27-yard line to help get Atlanta in field goal range. PK Jay Feely's 44-yard attempt hit the right upright to end the Falcons scoring threat. The Bears took over and drove to the Atlanta six-yard line, but LB Henri Crockett came in on a strong rush and tipped and then intercepted a QB Jim Miller pass to give the Falcons the ball at the 26-yard line. Two plays later, Vick hit TE Alge Crumpler in the open field for a 30-yard gain to the Chicago 35-yard line. But, Crumpler was stripped of the ball as he was trying to gain extra yardage and the Bears recovered the loose ball. Chicago took advantage of the turnover when Miller and WR Marty Booker mixed up the Falcons secondary and hooked up on a 63-yard touchdown pass for a 17-0 lead. On the next series, a combination of Vick passes and RB Maurice Smith's hard running pushed the Falcons to the Chicago three-yard line. On a first-and-goal situation, Vick tried to make a play but instead was chased down by DE Phillip Daniels, who stripped Vick of the ball on a nine-yard sack and then Urlacher scooped up the loose ball before running 90 yards untouched for a touchdown and a 24-0 lead. A defensive penalty against the Bears on the next drive gave the Falcons a first down inside Chicago territory on a drive that resulted in the Falcons only points when Feely was good from 44 yards out. After taking the ensuing kickoff, Chicago scored on their first play from scrimmage when RB Anthony Thomas went up the middle on a 32-yard touchdown run for a 31-3 lead. The game was scoreless until Chicago jumped to a 7-0 lead at the two-minute warning of the first half when WR Marty Booker caught a screen pass, stepped back and then hit WR Marcus Robinson for a 34-yard touchdown. The final 1:48 of the first half consisted of three interceptions, two by Chicago and one by the Falcons. First Chandler was intercepted by Urlacher to give the Bears a first down at the 50-yard line. On the next play, CB Ray Buchanan intercepted Miller to give the ball back to Atlanta. Chandler's pass on the first play of the next series was intercepted by Chicago at the Atlanta 26-yard line leading to a Bears field goal and a 10-0 first half lead. Chandler was diagnosed with a concussion at halftime and did not return to the game.

Bears	0	10	0	21	31
Falcons	0	0	0	3	3

STARTING LINEUPS

Chicago Bears			Atlanta Falcons		
Offense		Defense	Offense		Defense
WR 88 M. Robinson	LE 98 B. Robinson	WR 84 S. Jefferson	LE 97 P. Kerney		
LT 78 B. Brockermeyer	LT 92 T. Washington	LT 70 B. Whitfield	LT 98 T. Hall		
LG 64 R. Tucker	RT 94 K. Traylor	LG 64 B. Hallen	RT 75 S. Dronett		
C 57 O. Kreuzt	RE 93 P. Daniels	C 62 T. McClure	RE 91 B. Smith		
RG 58 C. Villarrial	WLB 53 W. Holdman	RG 71 T. Claridge	WLB 53 M. Simoneau		
RT 71 J. Williams	MLB 54 B. Urlacher	RT 74 E. Salaam	MLB 56 K. Brooking		
TE 82 J. Davis	SLB 59 R. Colvin	TE 89 R. Kelly	SLB 94 H. Crockett		
WR 86 M. Booker	RCB 21 R. McQuarters	WR 81 T. Mathis	RCB 33 A. Ambrose		
QB 15 J. Miller	LCB 27 W. Harris	QB 12 C. Chandler	LCB 34 R. Buchanan		
RB 20 J. Allen	SS 37 T. Parrish	TE 83 A. Crumpler	SS 25 M. Carter		
FB 31 D. Shelton	FS 30 M. Brown	RB 43 M. Smith	FS 23 R. Bradford		

SCORING DRIVES

Team	Qtr	Time	Play Description (Extra Point) (Drive Info)	Visitor	Home
Bears	2	1:54	M. Robinson 34 yd. pass from M. Booker (P. Edinger kick) (6-80, 3:20)	7	0
Bears	2	0:00	P. Edinger 42 yd. Field Goal (5-2, 0:57)	10	0
Bears	4	14:51	M. Booker 63 yd. pass from J. Miller (P. Edinger kick) (2-65, 0:51)	17	0
Bears	4	8:56	B. Urlacher 90 yd. fumble return (P. Edinger kick)	24	0
Falcons	4	4:10	J. Feely 44 yd. Field Goal (10-54, 4:46)	24	3
Bears	4	3:58	A. Thomas 32 yd. run (P. Edinger kick) (1-32, 0:12)	31	3

2001 GAME REVIEWS

Chicago Bears vs Atlanta Falcons
10/7/01 at The Georgia Dome

Final Individual Statistics

Chicago Bears							Atlanta Falcons										
RUSHING	ATT	YDS	AVG	LG	TD		RUSHING	ATT	YDS	AVG	LG	TD					
A. Thomas	11	57	5.2	32	1		M. Smith	17	71	4.2	14	0					
J. Allen	12	27	2.3	6	0		M. Vick	5	18	3.6	18	0					
M. Booker	1	-5	-5.0	-5	0		R. Thomas	1	8	8.0	8	0					
							B. Christian	1	4	4.0	4	0					
							C. Chandler	1	2	2.0	2	0					
Total	24	79	3.3	32	1		Total	25	103	4.1	18	0					
PASSING	ATT	CMP	YDS	SK/YD	TD	LG	IN	RT	PASSING	ATT	CMP	YDS	SK/YD	TD	LG	IN	RT
J. Miller	26	17	196	1/9	1	63	2	68.8	M. Vick	18	12	186	5/28	0	30	0	100.7
M. Booker	1	1	34	0/0	1	34	0	158.3	C. Chandler	12	7	75	1/1	0	22	3	37.2
Total	27	18	230	1/9	2	63	2		Total	30	19	261	6/29	0	30	3	
PASS RECEIVING	NO	YDS	AVG	LG	TD		PASS RECEIVING	NO	YDS	AVG	LG	TD					
M. Robinson	9	114	12.7	34	1		S. Jefferson	5	62	12.4	22	0					
J. Allen	2	9	4.5	7	0		T. Mathis	4	51	12.8	14	0					
J. Davis	2	9	4.5	6	0		Q. McCord	3	53	17.7	26	0					
M. Booker	1	63	63.0	63	1		A. Crumpler	2	46	23.0	30	0					
D. Terrell	1	19	19.0	19	0		B. Christian	2	24	12.0	14	0					
D. Shelton	1	9	9.0	9	0		B. Finneran	1	12	12.0	12	0					
G. Milburn	1	5	5.0	5	0		M. Smith	1	8	8.0	8	0					
D. White	1	2	2.0	2	0		R. Kelly	1	5	5.0	5	0					
Total	18	230	12.8	63	2		Total	19	261	13.7	30	0					
INTERCEPTIONS	NO	YDS	AVG	LG	TD		INTERCEPTIONS	NO	YDS	AVG	LG	TD					
M. Brown	1	32	32.0	32	0		H. Crockett	1	7	7.0	7	0					
T. Parrish	1	26	26.0	26	0		R. Buchanan	1	0	0.0	0	0					
B. Urlacher	1	10	10.0	10	0												
Total	3	68	22.7	32	0		Total	2	7	3.5	7	0					
PUNTING	NO	YDS	AVG	TB	IN20	LG	PUNTING	NO	YDS	AVG	TB	IN20	LG				
B. Maynard	4	171	42.8	2	2	55	C. Mohr	3	103	34.3	0	1	42				
Total	4	171	42.8	2	2	55	Total	3	103	34.3	0	1	42				
PUNT RETURNS	NO	YDS	AVG	FC	LG	TD	PUNT RETURNS	NO	YDS	AVG	FC	LG	TD				
G. Milburn	0	0	0.0	1	0	0	[DOWNED]	1	0	0.0	0	0	0				
[DOWNED]	2	0	0.0	0	0	0	[OUT OF BOUNDS]	1	0	0.0	0	0	0				
							[TOUCHBACK]	2	0	0.0	0	0	0				
Returns	0	0	0.0	1	0	0	Returns	0	0	0.0	0	0	0				
KICKOFF RETURNS	NO	YDS	AVG	FC	LG	TD	KICKOFF RETURNS	NO	YDS	AVG	FC	LG	TD				
G. Milburn	1	37	37.0	0	37	0	D. Vaughn	3	77	25.7	0	32	0				
D. Terrell	1	8	8.0	0	8	0	Q. McCord	1	23	23.0	0	23	0				
							[TOUCHBACK]	1	0	0.0	0	0	0				
Returns	2	45	22.5	0	37	0	Returns	4	100	25.0	0	32	0				

Chicago Bears

FUMBLES

	FUM	OWN-REC	YDS	TD	FORCED	OPP-REC	YDS	TD	OUT-BDS
W. Holdman	0	0	0	0	1	0	0	0	0
W. Harris	0	0	0	0	0	1	0	0	0
B. Urlacher	0	0	0	0	1	1	90	1	0
P. Daniels	0	0	0	0	1	0	0	0	0
Total	0	0	0	0	3	2	90	1	0

Atlanta Falcons

FUMBLES

	FUM	OWN-REC	YDS	TD	FORCED	OPP-REC	YDS	TD	OUT-BDS
A. Crumpler	1	0	0	0	0	0	0	0	0
M. Vick	2	0	0	0	0	0	0	0	0
M. Smith	0	1	0	0	0	0	0	0	0
Total	3	1	0	0	0	0	0	0	0



2001 GAME REVIEWS

Chicago Bears vs Atlanta Falcons

10/7/01 at The Georgia Dome

Final Team Statistics

	Visitor Bears	Home Falcons
TOTAL FIRST DOWNS	15	19
By Rushing	5	6
By Passing	8	11
By Penalty	2	2
THIRD DOWN EFFICIENCY	4-11-36%	6-12-50%
FOURTH DOWN EFFICIENCY	0-0-0%	0-1-0%
TOTAL NET YARDS	300	335
Total Offensive Plays (inc. times thrown passing)	52	61
Average gain per offensive play	5.8	5.5
NET YARDS RUSHING	79	103
Total Rushing Plays	24	25
Average gain per rushing play	3.3	4.1
Tackles for a loss-number and yards	5-14	4-15
NET YARDS PASSING	221	232
Times thrown - yards lost attempting to pass	1-9	6-29
Gross yards passing	230	261
PASS ATTEMPTS-COMPLETIONS-HAD INTERCEPTED	27-18-2	30-19-3
Avg gain per pass play (inc.# thrown passing)	7.9	6.4
KICKOFFS Number-In End Zone-Touchbacks	5-4-1	2-0-0
PUNTS Number and Average	4-42.8	3-34.3
Had Blocked	0	0
FGs - PATs Had Blocked	0-0	0-0
Net Punting Average	32.8	34.3
TOTAL RETURN YARDAGE (Not Including Kickoffs)	68	7
No. and Yards Punt Returns	0-0	0-0
No. and Yards Kickoff Returns	2-45	4-100
No. and Yards Interception Returns	3-68	2-7
PENALTIES Number and Yards	5-67	6-55
FUMBLES Number and Lost	0-0	3-2
TOUCHDOWNS	4	0
Rushing	1	0
Passing	2	0
Fumbles	1	0
EXTRA POINTS Made-Attempts	4-4	0-0
Kicking Made-Attempts	4-4	0-0
FIELD GOALS Made-Attempts	1-2	1-2
RED ZONE EFFICIENCY	0-2-0%	0-2-0%
GOAL TO GO EFFICIENCY	0-0-0%	0-2-0%
SAFETIES	0	0
FINAL SCORE	31	3
TIME OF POSSESSION	26:48	33:12



2001 GAME REVIEWS

Game 5 SAN FRANCISCO 37, FALCONS 31 (overtime) At Atlanta, October 14, 2001

San Francisco defeated the Falcons in overtime for the second time when WR Terrell Owens caught a 52-yard touchdown pass from QB Jeff Garcia to lift the 49ers to a 37-31 victory. After falling behind 20-7 at halftime and 23-17 early in the fourth quarter, San Francisco mounted a comeback that was highlighted by the play of Garcia and Owens. Owens, who did not have any receptions in the first half, finished with nine receptions for 183 yards and three touchdowns. Garcia finished with 27 completions on 41 attempts for 332 yards and three touchdowns and gained 70 yards on 14 rushing attempts. The 49ers gained 399 of their 517 total yards in the second half. The 49ers took their first lead of the game on a two-yard touchdown run by RB Kevan Barlow to make the score 24-23 with just over four minutes remaining in regulation. The Falcons got the ball back and with 2:22 left appeared to clinch the victory. WR Brian Finneran caught a pass in the left flat, escaped a tackle and then broke down the sideline for a 47-yard touchdown to rally the Falcons back in the lead. QB Chris Chandler connected with WR Shawn Jefferson on the two-point play to put Atlanta in front, 31-24. However, the Falcons defense could not hold, and the 49ers tied the game at 31-31 with 21 seconds remaining on a 17-yard pass from QB Jeff Garcia to WR Terrell Owens. The 49ers won the overtime coin toss and elected to receive. Atlanta appeared to get a break when the Niners fumbled the exchange from center deep in Falcons territory, allowing the Falcons to recover at their own 14-yard line. Atlanta then went three plays and out, putting San Francisco in position for Garcia's touchdown pass to Owens on the next series to clinch the win. Atlanta opened the game with touchdowns on their first two drives on a five-yard touchdown pass from Chandler to FB Bob Christian and then a three-yard run by RB Maurice Smith. The Falcons went a combined 173 yards on those first two drives with Chandler completing his first six passes. After gaining 45 yards rushing on those first two drives, Smith was held to just five yards for the rest of the game against a stingy 49ers defense. Garcia put the 49ers on the board in the second quarter when he ran into the end zone on a seven-yard run on a third down play. A 34-yard punt return from PR Darrien Gordon helped set up a 39-yard field goal by Jay Feely for a 17-7 lead. The Falcons recovered a 49ers fumble late in the first half and had a first-and-goal situation which ended in a field goal when two attempts by Chandler to find Jefferson in the end zone failed. A ten-point third quarter by San Francisco closed the gap to 20-17 and then the Falcons took advantage of a 49ers fumble with a 36-yard field goal for a 23-17 lead.

49ers	0	7	10	14	6	37
Falcons	14	6	0	11	0	31

STARTING LINEUPS

San Francisco 49ers

Offense		Defense	
WR 81 T.Owens	LE 95 J.Engelberger	LT 97 B.Young	RT 94 D.Stubblefield
LT 63 D.Deese	RE 96 A.Carter	RE 96 A.Carter	RE 96 A.Carter
LG 65 R.Brown	WLB 98 J.Peterson	MLB 53 J.Ulbirch	SLB 55 J.Wimborn
C 62 J.Newberry	MLB 53 J.Ulbirch	TE 82 E.Johnson	RCB 36 J.Webster
RG 74 D.Fiore	SLB 55 J.Wimborn	WR 83 J.Stokes	LCB 29 A.Plummer
RT 78 S.Gragg	RCB 36 J.Webster	QB 5 J.Garcia	SS 30 L.Schulters
TE 82 E.Johnson	LCB 29 A.Plummer	RB 20 G.Hearst	FS 31 Z.Bronson
WR 83 J.Stokes	SS 30 L.Schulters	WR 40 F.Beasley	
QB 5 J.Garcia	FS 31 Z.Bronson		
RB 20 G.Hearst			
WR 40 F.Beasley			

Atlanta Falcons

Offense		Defense	
WR 84 S.Jefferson	LE 97 P.Kerney	LT 70 B.Whitfield	RT 96 T.Hall
LT 70 B.Whitfield	RE 91 B.Smith	LG 64 B.Hallen	RE 91 B.Smith
LG 64 B.Hallen	WLB 53 M.Simoneau	C 62 T.McClure	MLB 56 K.Brooking
C 62 T.McClure	MLB 56 K.Brooking	RG 71 T.Giandige	SLB 94 H.Crockett
RG 71 T.Giandige	SLB 94 H.Crockett	RT 74 E.Salaam	RCB 33 A.Ambrose
RT 74 E.Salaam	RCB 33 A.Ambrose	TE 89 R.Kelly	LCB 34 R.Buchanan
TE 89 R.Kelly	LCB 34 R.Buchanan	WR 81 T.Mathis	SS 25 M.Carter
WR 81 T.Mathis	SS 25 M.Carter	QB 12 C.Chandler	FS 23 R.Bradford
QB 12 C.Chandler	FS 23 R.Bradford	RB 43 M.Smith	
RB 43 M.Smith		TE 83 A.Crumpler	
TE 83 A.Crumpler			

SCORING DRIVES

Team	Qtr	Time	Play Description (Extra Point) (Drive Info)	Visitor	Home
Falcons	1	9:58	B.Christian 5 yd. pass from C.Chandler (J.Feely kick) (8-81, 5:02)	0	7
Falcons	1	0:55	M.Smith 3 yd. run (J.Feely kick) (8-92, 4:58)	0	14
49ers	2	9:27	J.Garcia 7 yd. run (J.Cortez kick) (11-80, 6:28)	7	14
Falcons	2	4:14	J.Feely 39 yd. Field Goal (7-11, 2:32)	7	17
Falcons	2	0:12	J.Feely 24 yd. Field Goal (9-69, 1:33)	7	20
49ers	3	9:19	J.Cortez 27 yd. Field Goal (13-67, 5:41)	10	20
49ers	3	0:51	T.Owens 33 yd. pass from J.Garcia (J.Cortez kick) (3-42, 1:20)	17	20
Falcons	4	8:49	J.Feely 36 yd. Field Goal (4-1, 2:08)	17	23
49ers	4	4:44	K.Barlow 2 yd. run (J.Cortez kick) (9-74, 4:05)	24	23
Falcons	4	2:22	B.Finneran 47 yd. pass from C.Chandler (C.Chandler-S.Jefferson pass) (6-72, 2:22)	24	31
49ers	4	0:17	T.Owens 17 yd. pass from J.Garcia (J.Cortez kick) (10-72, 2:05)	31	31
49ers	5	6:16	T.Owens 52 yd. pass from J.Garcia (6-67, 3:39) (6-67, 3:39)	37	31

2001 GAME REVIEWS

San Francisco 49ers vs Atlanta Falcons
10/14/01 at

Final Individual Statistics

San Francisco 49ers

RUSHING	ATT	YDS	AVG	LG	TD
G.Hearst	12	78	6.5	31	0
J.Garcia	14	70	5.0	25	1
K.Barlow	8	38	4.8	20	1
F.Beasley	1	1	1.0	1	0
Total	35	187	5.3	31	2

PASSING	ATT	CMP	YDS	SK/YD	TD	LG	IN	RT
J.Garcia	41	27	332	1/2	3	52	0	115.1
Total	41	27	332	1/2	3	52	0	

PASS RECEIVING	NO	YDS	AVG	LG	TD
T.Owens	9	183	20.3	52	3
G.Hearst	5	35	7.0	10	0
T.Streets	4	51	12.8	28	0
E.Johnson	3	11	3.7	6	0
F.Beasley	2	20	10.0	15	0
J.Stokes	2	17	8.5	13	0
J.Swift	1	8	8.0	8	0
K.Barlow	1	7	7.0	7	0
Total	27	332	12.3	52	3

INTERCEPTIONS	NO	YDS	AVG	LG	TD
J.Webster	1	14	14.0	14	0
Total	1	14	14.0	14	0

PUNTING	NO	YDS	AVG	TB	IN20	LG
J.Baker	4	197	49.3	0	2	54
Total	4	197	49.3	0	2	54

PUNT RETURNS	NO	YDS	AVG	FC	LG	TD
V.Sutherland	1	19	19.0	4	19	0
Returns	1	19	19.0	4	19	0

KICKOFF RETURNS	NO	YDS	AVG	FC	LG	TD
V.Sutherland	6	128	21.3	0	28	0
P.Smith	1	6	6.0	0	6	0
[TOUCHBACK]	1	0	0.0	0	0	0
Returns	7	134	19.1	0	28	0

Atlanta Falcons

RUSHING	ATT	YDS	AVG	LG	TD
M.Smith	20	50	2.5	24	1
C.Chandler	2	22	11.0	22	0
B.Christian	2	16	8.0	14	0
Total	24	88	3.7	24	1

PASSING	ATT	CMP	YDS	SK/YD	TD	LG	IN	RT
C.Chandler	36	19	268	2/14	2	47	1	84.0
Total	36	19	268	2/14	2	47	1	

PASS RECEIVING	NO	YDS	AVG	LG	TD
S.Jefferson	6	74	12.3	25	0
T.Mathis	4	50	12.5	19	0
B.Christian	3	15	5.0	8	1
A.Crumpler	2	58	29.0	47	0
B.Finneran	1	47	47.0	47	1
R.Thomas	1	15	15.0	15	0
R.Kelly	1	9	9.0	9	0
M.Smith	1	0	0.0	0	0
Total	19	268	14.1	47	2

INTERCEPTIONS	NO	YDS	AVG	LG	TD
Total	0	0	0.0	0	0

PUNTING	NO	YDS	AVG	TB	IN20	LG
C.Mohr	5	216	43.2	0	2	53
Total	5	216	43.2	0	2	53

PUNT RETURNS	NO	YDS	AVG	FC	LG	TD
D.Gordon	3	36	12.0	0	34	0
[DOWNED]	1	0	0.0	0	0	0
Returns	3	36	12.0	0	34	0

KICKOFF RETURNS	NO	YDS	AVG	FC	LG	TD
D.Vaughn	5	117	23.4	0	29	0
B.Kozlowski	1	14	14.0	0	14	0
Returns	6	131	21.8	0	29	0

San Francisco 49ers

FUMBLES	FUM	OWN-REC	YDS	TD	FORCED	OPP-REC	YDS	TD	OUT-BDS
J.Garcia	3	1	-4	0	0	0	0	0	0
G.Hearst	1	1	0	0	0	0	0	0	0
J.Ulbrich	0	0	0	0	1	0	0	0	0
Total	4	2	-4	0	1	0	0	0	0

Atlanta Falcons

FUMBLES	FUM	OWN-REC	YDS	TD	FORCED	OPP-REC	YDS	TD	OUT-BDS
D.Gordon	1	0	0	0	0	0	0	0	0
A.Ambrose	0	1	0	0	0	0	0	0	0
K.Brooking	0	0	0	0	1	0	0	0	0
R.Buchanan	0	0	0	0	0	1	0	0	0
T.Hall	0	0	0	0	0	1	0	0	0
Total	1	1	0	0	1	2	0	0	0



2001 GAME REVIEWS

San Francisco 49ers vs Atlanta Falcons

10/14/01 at

Final Team Statistics

	Visitor 49ers	Home Falcons
TOTAL FIRST DOWNS	27	21
By Rushing	10	5
By Passing	16	12
By Penalty	1	4
THIRD DOWN EFFICIENCY	10-15-67%	6-14-43%
FOURTH DOWN EFFICIENCY	0-0-0%	0-0-0%
TOTAL NET YARDS	517	342
Total Offensive Plays (inc. times thrown passing)	77	62
Average gain per offensive play	6.7	5.5
NET YARDS RUSHING	187	88
Total Rushing Plays	35	24
Average gain per rushing play	5.3	3.7
Tackles for a loss-number and yards	1-1	5-11
NET YARDS PASSING	330	254
Times thrown - yards lost attempting to pass	1-2	2-14
Gross yards passing	332	268
PASS ATTEMPTS-COMPLETIONS-HAD INTERCEPTED	41-27-0	36-19-1
Avg gain per pass play (inc. # thrown passing)	7.9	6.7
KICKOFFS Number-In End Zone-Touchbacks	6-3-0	8-4-1
PUNTS Number and Average	4-49.3	5-43.2
Had Blocked	0	0
FGs - PATs Had Blocked	0-0	0-0
Net Punting Average	40.3	39.4
TOTAL RETURN YARDAGE (Not Including Kickoffs)	33	36
No. and Yards Punt Returns	1-19	3-36
No. and Yards Kickoff Returns	7-134	6-131
No. and Yards Interception Returns	1-14	0-0
PENALTIES Number and Yards	8-70	4-30
FUMBLES Number and Lost	4-2	1-0
TOUCHDOWNS	5	3
Rushing	2	1
Passing	3	2
EXTRA POINTS Made-Attempts	4-4	3-3
Kicking Made-Attempts	4-4	2-2
Passing Made-Attempts	0-0	1-1
FIELD GOALS Made-Attempts	1-1	3-3
RED ZONE EFFICIENCY	3-5-60%	2-4-50%
GOAL TO GO EFFICIENCY	2-2-100%	2-3-67%
SAFETIES	0	0
FINAL SCORE	37	31
TIME OF POSSESSION	36:57	31:47



2001 GAME REVIEWS

Game 6 FALCONS 20, NEW ORLEANS 13 At New Orleans, October 21, 2001

The Falcons defeated the New Orleans Saints 20-13 before a sellout crowd at the Louisiana Superdome to climb to a 3-3 record as they entered the bye week. The Falcons gained 124 yards on the ground and limited New Orleans to just a 2.6-yard average. The Saints entered the game averaging 4.5 yards per carry. A combination of excellent play in the secondary and good pressure from the defensive line helped produce five sacks and an interception that helped set up a Falcons field goal. QB Chris Chandler did an outstanding job selling the play-action fake, executed touchdown passes of 57 yards and 39 yards. The Falcons jumped to a quick 10-0 first quarter lead and then allowed ten points in the second quarter for a 10-10 halftime score before Chandler executed a perfect play-action fake and hit WR Shawn Jefferson for the 39-yard touchdown pass and a 17-10 Atlanta lead in the fourth quarter. PK Jay Feely was good on a 38-yard field goal for a 20-10 Falcons lead with 2:34 remaining. The Saints closed the gap to 20-13 on their next possession and then recovered an onside kick with just 26 seconds left to play. New Orleans moved to the Atlanta 33-yard line before QB Aaron Brooks' final pass into the end zone was knocked incomplete to secure the Falcons victory. For the fourth time in six games the Falcons scored on their opening drive. Chandler, who finished with a 111.9 quarterback rating, connected with rookie TE Alge Crumpler on a 57-yard touchdown strike off the play-action fake on the third play of the game for a quick 7-0 lead. CB Darrien Gordon intercepted a Brooks pass on the next series to give Atlanta the ball at the New Orleans 39-yard line and help set up a 31-yard Feely field goal for a 10-0 lead. The Saints scored ten points to tie the game in the second quarter. New Orleans RB Ricky Williams gained 46 yards to help the Saints get back into the game and then was limited to just five yards for the rest of the game in the second half. After a 23-yard field goal by PK John Carney got the Saints on the board, a Chandler interception helped position New Orleans for a 19-yard touchdown pass from Brooks to TE Cameron Cleeland to tie the game. The game turned into a defensive battle in the third quarter with the Falcons getting a break when DE Chuck Wiley blocked a 48-yard field goal attempt by Carney following a RB Maurice Smith fumble. In the second half, the Falcons defense limited New Orleans to just 130 yards and three points.

Falcons	10	0	0	10	20
Saints	0	10	0	3	13

STARTING LINEUPS

Atlanta Falcons				New Orleans Saints			
Offense		Defense		Offense		Defense	
WR 84	S.Jefferson	LE 97	P.Kerney	WR 88	W.Jackson	LDE 93	D.Howard
LT 70	B.Whitfield	LT 98	T.Hall	LT 77	W.Roaf	LDT 99	N.Hand
LG 64	B.Hallen	RT 75	S.Dronett	LG 78	D.Terrell	RDT 97	L.Glover
C 62	T.McClure	RE 91	B.Smith	C 62	J.Fontenot	RDE 94	J.Johnson
RG 71	T.Claridge	WLB 53	M.Simoneau	RG 65	C.Naeole	CB 24	F.Weary
RT 74	E.Salaam	MLB 56	K.Brooking	RT 68	K.Turley	CB 28	C.Oldham
TE 86	B.Finneran	SLB 94	H.Crockett	TE 85	C.Cleeland	ROLB 54	D.Smith
WR 81	T.Mathis	RCB 33	A.Ambrose	WR 87	J.Horn	LCB 23	K.Mathis
QB 12	C.Chandler	LCB 34	R.Buchanan	QB 2	A.Brooks	SS 29	S.Knight
RB 43	M.Smith	SS 22	G.McBurrows	RB 34	R.Williams	FS 20	J.Bellamy
FB 44	B.Christian	FS 23	R.Bradford	FB 44	T.Smith	RCB 22	F.Thomas

SCORING DRIVES

Team	Qtr	Time	Play Description (Extra Point) (Drive Info)	Visitor	Home
Falcons	1	13:09	A.Crumpler 57 yd. pass from C.Chandler (J.Feely kick) (3-76, 1:51)	7	0
Falcons	1	4:51	J.Feely 31 yd. Field Goal (9-26, 5:34)	10	0
Saints	2	13:15	J.Carney 23 yd. Field Goal (11-59, 6:36)	10	3
Saints	2	4:56	C.Cleeland 19 yd. pass from A.Brooks (J.Carney kick) (9-63, 4:43)	10	10
Falcons	4	12:53	S.Jefferson 39 yd. pass from C.Chandler (J.Feely kick) (4-51, 2:07)	17	10
Falcons	4	2:34	J.Feely 38 yd. Field Goal (9-35, 4:31)	20	10
Saints	4	0:26	J.Carney 31 yd. Field Goal (12-59, 2:08)	20	13

2001 GAME REVIEWS

Atlanta Falcons vs New Orleans Saints
10/21/01 at Louisiana Superdome

Final Individual Statistics

Atlanta Falcons											New Orleans Saints										
RUSHING											RUSHING										
M.Smith	22	83	3.8	22	0	R.Williams	21	51	2.4	12	0										
B.Christian	3	28	9.3	21	0	A.Brooks	3	12	4.0	12	0										
C.Chandler	3	9	3.0	6	0																
R.Thomas	2	4	2.0	2	0																
Total	30	124	4.1	22	0	Total	24	63	2.6	12	0										
PASSING											PASSING										
C.Chandler	20	14	187	2/12	2	57	1	111.9	A.Brooks	39	23	249	5/36	1	33	1	75.7				
C.Mohr	1	1	-2	0/0	0	-2	0	79.2													
Total	21	15	185	2/12	2	57	1		Total	39	23	249	5/36	1	33	1					
PASS RECEIVING											PASS RECEIVING										
A.Crumpler	5	78	15.6	57	1	R.Williams	9	65	7.2	20	0										
S.Jefferson	3	67	22.3	39	1	J.Horn	5	74	14.8	33	0										
T.Mathis	2	28	14.0	17	0	W.Jackson	5	46	9.2	17	0										
M.Smith	2	10	5.0	6	0	R.Wilson	1	24	24.0	24	0										
B.Finneran	1	7	7.0	7	0	C.Cleeland	1	19	19.0	19	1										
B.Christian	1	-3	-3.0	-3	0	D.McAllister	1	16	16.0	16	0										
J.Feely	1	-2	-2.0	-2	0	A.Connell	1	5	5.0	5	0										
Total	15	185	12.3	57	2	Total	23	249	10.8	33	1										
INTERCEPTIONS											INTERCEPTIONS										
D.Gordon	1	7	7.0	7	0	C.Oldham	1	0	0.0	0	0										
Total	1	7	7.0	7	0	Total	1	0	0.0	0	0										
PUNTING											PUNTING										
C.Mohr	4	142	35.5	0	0	42	T.Gowin	6	242	40.3	0	2	49								
Total	4	142	35.5	0	0	42	Total	6	242	40.3	0	2	49								
PUNT RETURNS											PUNT RETURNS										
D.Gordon	3	19	6.3	0	11	0	D.McAllister	1	0	0.0	3	0	0								
C.Hudson	0	0	0.0	1	0	0															
[DOWNED]	2	0	0.0	0	0	0															
Returns	3	19	6.3	1	11	0	Returns	1	0	0.0	3	0	0								
KICKOFF RETURNS											KICKOFF RETURNS										
D.Vaughn	3	71	23.7	0	26	0	D.McAllister	5	111	22.2	0	30	0								
							F.McAfee	0	18	0.0	0	18	0								
Returns	3	71	23.7	0	26	0	Returns	5	129	25.8	0	30	0								

Atlanta Falcons

FUMBLES

	FUM	OWN-REC	YDS	TD	FORCED	OPP-REC	YDS	TD	OUT-BDS
M.Smith	1	0	0	0	0	0	0	0	0
C.Wiley	0	0	0	0	1	0	0	0	0
Total	1	0	0	0	1	0	0	0	0

New Orleans Saints

FUMBLES

	FUM	OWN-REC	YDS	TD	FORCED	OPP-REC	YDS	TD	OUT-BDS
S.Knight	0	0	0	0	0	1	0	0	0
A.Brooks	1	0	0	0	0	0	0	0	0
K.Turley	0	1	0	0	0	0	0	0	0
Total	1	1	0	0	0	1	0	0	0



2001 GAME REVIEWS

Atlanta Falcons vs New Orleans Saints

10/21/01 at Louisiana Superdome

Final Team Statistics

	Visitor Falcons	Home Saints
TOTAL FIRST DOWNS	12	16
By Rushing	4	4
By Passing	8	11
By Penalty	0	1
THIRD DOWN EFFICIENCY	5-13-38%	7-17-41%
FOURTH DOWN EFFICIENCY	0-1-0%	0-1-0%
TOTAL NET YARDS	297	276
Total Offensive Plays (inc. times thrown passing)	53	68
Average gain per offensive play	5.6	4.1
NET YARDS RUSHING	124	63
Total Rushing Plays	30	24
Average gain per rushing play	4.1	2.6
Tackles for a loss-number and yards	2-4	3-8
NET YARDS PASSING	173	213
Times thrown - yards lost attempting to pass	2-12	5-36
Gross yards passing	185	249
PASS ATTEMPTS-COMPLETIONS-HAD INTERCEPTED	21-15-1	39-23-1
Avg gain per pass play (inc. # thrown passing)	7.5	4.8
KICKOFFS Number-In End Zone-Touchbacks	5-1-0	4-1-0
PUNTS Number and Average	4-35.5	6-40.3
Had Blocked	0	0
FGs - PATs Had Blocked	0-0	1-0
Net Punting Average	35.5	37.2
TOTAL RETURN YARDAGE (Not Including Kickoffs)	26	0
No. and Yards Punt Returns	3-19	1-0
No. and Yards Kickoff Returns	3-71	5-129
No. and Yards Interception Returns	1-7	1-0
PENALTIES Number and Yards	5-34	3-25
FUMBLES Number and Lost	1-1	1-0
TOUCHDOWNS	2	1
Rushing	0	0
Passing	2	1
EXTRA POINTS Made-Attempts	2-2	1-1
Kicking Made-Attempts	2-2	1-1
FIELD GOALS Made-Attempts	2-2	2-3
RED ZONE EFFICIENCY	0-1-0%	1-3-33%
GOAL TO GO EFFICIENCY	0-1-0%	0-0-0%
SAFETIES	0	0
FINAL SCORE	20	13
TIME OF POSSESSION	29:45	30:15



2001 GAME REVIEWS

Game 7

NEW ENGLAND 24, FALCONS 10

At Atlanta, November 4, 2001

The Falcons entered a home contest against the New England Patriots with a 3-3 record and a chance to get over the .500 mark. But, a stingy Patriots defense that registered nine sacks and knocked QB Chris Chandler out of the game took control to help lead New England to a 24-10 victory. Chandler was held to just eight completions on 20 attempts for 95 yards and was sacked six times. After a five-yard sack by Patriots DE Anthony Pleasant in the third quarter, Chandler left the game with a rib injury. New England backup QB Tom Brady, playing in place of an injured Drew Bledsoe, completed 21 of 31 passes for 250 yards with three touchdown passes. The Falcons jumped out to a 7-0 lead late in the first quarter, but in the second quarter New England started to break away with 17 unanswered points for a 17-7 halftime lead. The Falcons first touchdown was set up when RB Maurice Smith broke free on a 58-yard run to the Patriots 14-yard line. Two plays later Chandler fired a 19-yard touchdown pass to WR Shawn Jefferson to put Atlanta on the board. Early in the second quarter, Patriots FB Marc Edwards converted a fourth-and-one attempt from the Atlanta 36-yard line, and the Patriots moved to the four-yard line before Brady caught the Falcons defense in-between coverages for a touchdown pass to RB Kevin Faulk to tie the game at 7-7. On the ensuing drive, Chandler's attempted pass to Jefferson was picked off at the Falcons 43-yard line and returned to the 26 by CB Otis Smith to set up a 48-yard field goal and a 10-7 Patriots lead. CB Darrick Vaughn returned the ensuing kickoff 57 yards to the New England 36-yard line, but the Falcons failed to take advantage of the situation and were forced to punt the ball back to the Patriots with 2:56 left to play in the first half. Brady executed a perfect two-minute drill that took the Patriots to the Falcons 15-yard line where he culminated the drive with a touchdown pass to Edwards for a 17-7 Patriots lead at the break. New England jumped to a 24-7 lead in the third quarter on a broken play. Brady's pass attempt to WR David Patten was defended by CB Ashley Ambrose. But, the ball deflected off the knee of Ambrose and into the hands of WR Troy Brown, who was able to make the catch and race 44 yards for the score. A 50-yard catch-and-run play from QB Michael Vick to WR Brian Finneran helped position the Falcons for a 20-yard field goal by Jay Feely to close the gap to 24-10 early in the fourth quarter. A 35-yard run by Vick on the next Atlanta series helped move the ball deep into Patriots territory, but the Falcons failed on a fourth-down play from the 16-yard line and lost the ball on downs. The Falcons recovered two Patriots fumbles but both times failed to convert the turnovers into points.

Patriots	0	17	7	0	24
Falcons	7	0	0	3	10

STARTING LINEUPS

New England Patriots

Offense		Defense	
WR 80 T. Brown	LE 91 B. Hamilton		
LT 76 G. Williams	NT 96 B. Mitchell		
LG 77 M. Compton	RE 98 A. Pleasant		
C 65 D. Woody	OLB 50 M. Vrabel		
RG 63 J. Andruzzi	ILB 52 T. Johnson		
RT 64 G. Robinson-Randall	ILB 54 T. Bruschi		
TE 85 J. Wiggins	OLB 95 R. Phifer		
WR 86 D. Patten	LCB 24 T. Law		
QB 12 T. Brady	RCB 45 O. Smith		
RB 32 A. Smith	SS 36 L. Milloy		
WR 44 M. Edwards	FS 34 T. Jones		

Atlanta Falcons

Offense		Defense	
WR 84 S. Jefferson	LE 97 F. Kearney		
LT 70 B. Whitfield	LT 98 T. Hall		
LG 64 B. Hallen	RT 75 S. Dronett		
C 62 T. McClure	RE 91 B. Smith		
RG 71 T. Claridge	WLB 54 C. Draft		
RT 74 E. Salaam	MLB 56 K. Brooking		
TE 89 R. Kelly	SLB 94 H. Crockett		
WR 81 T. Mathis	RCB 33 A. Ambrose		
QB 12 C. Chandler	LCB 34 R. Buchanan		
RB 43 M. Smith	SS 22 G. McBurrows		
TE 83 A. Crumpler	FS 47 C. Hudson		

SCORING DRIVES

Team	Qtr	Time	Play Description (Extra Point) (Drive Info)	Visitor	Home
Falcons	1	2:35	S. Jefferson 19 yd. pass from C. Chandler (J. Feely kick) (7-89, 3:03)	0	7
Patriots	2	9:00	K. Faulk 4 yd. pass from T. Brady (A. Vinatieri kick) (16-75, 9:35)	7	7
Patriots	2	4:26	A. Vinatieri 48 yd. Field Goal (4--4, 3:32)	10	7
Patriots	2	0:15	M. Edwards 15 yd. pass from T. Brady (A. Vinatieri kick) (10-89, 2:41)	17	7
Patriots	3	0:34	T. Brown 44 yd. pass from T. Brady (A. Vinatieri kick) (4-50, 1:52)	24	7
Falcons	4	11:28	J. Feely 20 yd. Field Goal (7-60, 4:06)	24	10

2001 GAME REVIEWS

New England Patriots vs Atlanta Falcons
11/4/01 at The Georgia Dome

Final Individual Statistics

New England Patriots											Atlanta Falcons										
RUSHING											RUSHING										
A.Smith	23	117	5.1	22	0	M.Smith	16	84	5.3	58	0										
M.Edwards	6	11	1.8	5	0	M.Vick	2	50	25.0	35	0										
T.Brown	1	5	5.0	5	0	C.Chandler	1	6	6.0	6	0										
K.Faulk	1	2	2.0	2	0																
T.Brady	3	0	0.0	1	0																
Total	34	135	4.0	22	0	Total	19	140	7.4	58	0										
PASSING											PASSING										
T.Brady	31	21	250	3/14	3	44	0	C.Chandler	20	8	95	6/32	1	19	1	51.0					
								M.Vick	9	2	56	3/15	0	50	0	53.0					
Total	31	21	250	3/14	3	44	0	Total	29	10	151	9/47	1	50	1						
PASS RECEIVING											PASS RECEIVING										
T.Brown	5	99	19.8	44	1	T.Martin	3	49	16.3	19	0										
K.Faulk	5	21	4.2	10	1	A.Crumpler	2	20	10.0	13	0										
D.Patten	3	40	13.3	17	0	B.Christian	2	15	7.5	9	0										
A.Smith	3	28	9.3	18	0	B.Finneran	1	50	50.0	50	0										
M.Edwards	2	27	13.5	15	1	S.Jefferson	1	19	19.0	19	1										
J.Wiggins	1	16	16.0	16	0	T.Mathis	1	-2	-2.0	-2	0										
C.Jackson	1	12	12.0	12	0																
C.Johnson	1	7	7.0	7	0																
Total	21	250	11.9	44	3	Total	10	151	15.1	50	1										
INTERCEPTIONS											INTERCEPTIONS										
O.Smith	1	17	17.0	17	0																
Total	1	17	17.0	17	0	Total	0	0	0.0	0	0										
PUNTING											PUNTING										
K.Walker	6	241	40.2	1	1	55	C.Mohr	6	227	37.8	1	2	47								
Total	6	241	40.2	1	1	55	Total	6	227	37.8	1	2	47								
PUNT RETURNS											PUNT RETURNS										
T.Brown	2	10	5.0	2	7	0	D.Gordon	2	10	5.0	2	14	0								
[OUT OF BOUNDS]	1	0	0.0	0	0	0	[DOWNED]	1	0	0.0	0	0	0								
[TOUCHBACK]	1	0	0.0	0	0	0	[TOUCHBACK]	1	0	0.0	0	0	0								
Returns	2	10	5.0	2	7	0	Returns	2	10	5.0	2	14	0								
KICKOFF RETURNS											KICKOFF RETURNS										
C.Jackson	2	30	15.0	0	19	0	D.Vaughn	4	138	34.5	0	57	0								
K.Faulk	1	18	18.0	0	18	0	A.Crumpler	1	14	14.0	0	14	0								
Returns	3	48	16.0	0	19	0	Returns	5	152	30.4	0	57	0								

New England Patriots

FUMBLES

	FUM	OWN-REC	YDS	TD	FORCED	OPP-REC	YDS	TD	OUT-BDS
A.Smith	1	0	0	0	0	0	0	0	0
T.Brown	1	1	0	0	0	0	0	0	0
M.Edwards	1	0	0	0	0	0	0	0	0
Total	3	1	0	0	0	0	0	0	0

Atlanta Falcons

FUMBLES

	FUM	OWN-REC	YDS	TD	FORCED	OPP-REC	YDS	TD	OUT-BDS
C.Hudson	0	0	0	0	1	0	0	0	0
P.Kerney	0	0	0	0	0	1	0	0	0
C.Hamilton	0	0	0	0	1	0	0	0	0
K.Brooking	0	0	0	0	1	0	0	0	0
A.Ambrose	0	0	0	0	0	1	0	0	0
Total	0	0	0	0	3	2	0	0	0



2001 GAME REVIEWS

New England Patriots vs Atlanta Falcons

11/4/01 at The Georgia Dome

Final Team Statistics

	Visitor Patriots	Home Falcons
TOTAL FIRST DOWNS	21	11
By Rushing	9	3
By Passing	11	6
By Penalty	1	2
THIRD DOWN EFFICIENCY	7-15-47%	3-14-21%
FOURTH DOWN EFFICIENCY	1-1-100%	0-2-0%
TOTAL NET YARDS	371	244
Total Offensive Plays (inc. times thrown passing)	68	57
Average gain per offensive play	5.5	4.3
NET YARDS RUSHING	135	140
Total Rushing Plays	34	19
Average gain per rushing play	4.0	7.4
Tackles for a loss-number and yards	4-8	1-2
NET YARDS PASSING	236	104
Times thrown - yards lost attempting to pass	3-14	9-47
Gross yards passing	250	151
PASS ATTEMPTS-COMPLETIONS-HAD INTERCEPTED	31-21-0	29-10-1
Avg gain per pass play (inc. # thrown passing)	6.9	2.7
KICKOFFS Number-In End Zone-Touchbacks	5-0-0	3-1-0
PUNTS Number and Average	6-40.2	6-37.8
Had Blocked	0	0
FGs - PATs Had Blocked	0-0	0-0
Net Punting Average	35.2	32.8
TOTAL RETURN YARDAGE (Not Including Kickoffs)	27	10
No. and Yards Punt Returns	2-10	2-10
No. and Yards Kickoff Returns	3-48	5-152
No. and Yards Interception Returns	1-17	0-0
PENALTIES Number and Yards	7-60	7-55
FUMBLES Number and Lost	3-2	0-0
TOUCHDOWNS	3	1
Rushing	0	0
Passing	3	1
EXTRA POINTS Made-Attempts	3-3	1-1
Kicking Made-Attempts	3-3	1-1
FIELD GOALS Made-Attempts	1-1	1-3
RED ZONE EFFICIENCY	2-4-50%	1-3-33%
GOAL TO GO EFFICIENCY	1-1-100%	0-0-0%
SAFETIES	0	0
FINAL SCORE	24	10
TIME OF POSSESSION	33:38	28:22



2001 GAME REVIEWS

Game 8 FALCONS 20, DALLAS 13 At Atlanta, November 11, 2001

A successful onside kick in the third quarter and two long punt returns from CB Darrien Gordon helped the Falcons rally from a 13-7 halftime deficit and a 207-yard rushing performance by the Dallas ground game to claim a 20-13 win in front of a sold out Georgia Dome. PK Jay Feely had a perfect onside kick attempt that sailed high enough for CB Darrick Vaughn to recover for Atlanta at their own 43-yard line to start the third quarter. The special teams play helped set up a 31-yard field goal to close the gap to 13-10. Gordon had punt returns of 74 yards and 41 yards in the fourth quarter to set up the go-ahead touchdown and an insurance field goal. RB Maurice Smith had a splendid performance running the ball with his first 100-yard performance, finishing with 148 yards on 27 attempts for a 5.5-yard average. For the second straight week, Smith broke down the field for a long run when he set up the Falcons first points with a 44-yard run in the first quarter. The game was highlighted by rookie QB Michael Vick's first NFL start in place of the injured Chris Chandler, who was out with a rib injury. Vick struggled with just four completions on 12 attempts, but did complete his first NFL touchdown pass in the first quarter. With Dallas in front, 3-0, Vick executed a play-action fake, rolled to his left and fired a pass to TE Alge Crumpler. Crumpler leaped in the air and stretched out his arm to get the ball across the plane of the end zone before being pushed out of bounds. In the second half, head coach Dan Reeves alternated each play with Vick and backup QB Doug Johnson. The Falcons fell behind 13-7 at the half behind a strong Dallas running game that produced 184 yards in the first half alone. Atlanta appeared to get a break when future Hall of Fame RB Emmitt Smith was inactive with a hamstring injury. But, RB Troy Hambrick and RB Michael Wiley played up to the challenge. Hambrick had a long run of 47 yards in the second quarter to set up a field goal, and Wiley had a 58-yard run in the second quarter to set up a Dallas touchdown. After closing the gap to 13-10 in the third quarter, Dallas took 9:39 off the clock on a 17-play drive and attempted a 29-yard field goal. The center snapped the ball over the holder's head and the Falcons recovered at the Dallas 49-yard line. Atlanta moved to the 18-yard line but failed to tie the game when Feely's 36-yard field goal attempt sailed wide to the right. On the next series, Gordon returned a punt 74 yards to the Dallas 15-yard line and five plays later Johnson connected with TE Brian Kozlowski for a one-yard touchdown pass for a 17-13 Falcons lead. A 41-yard punt return by Gordon on the next series gave the Falcons a first down at the Dallas 30-yard line. Feely hit a 19-yard field goal with 1:14 left to play to give Atlanta a 20-13 lead. LB Keith Brooking intercepted a QB Ryan Leaf pass with just 16 seconds remaining to secure the Falcons the victory. Despite yielding 207 yards on the ground, the Falcons limited Dallas to just 23 yards on the ground and just 87 yards overall in the second half.

Cowboys	3	10	0	0	13
Falcons	7	0	3	10	20

STARTING LINEUPS

Dallas Cowboys			Atlanta Falcons		
Offense		Defense	Offense		Defense
WR 81 R.Ismail		RE 93 P.Zellner	WR 80 T.Martin		LE 97 P.Kerney
LT 76 F.Adams		NT 75 B.Noble	LT 70 B.Whitfield		LT 98 T.Hall
LG 73 L.Allen		DT 94 M.Myers	LG 64 B.Hallen		RT 75 S.Dronett
C 53 M.Stepnoski		LE 98 G.Ellis	C 62 T.McClure		RE 91 B.Smith
RG 61 K.Garmon		SLB 55 M.Steele	RG 71 T.Clardige		WLB 54 C.Draft
RT 77 S.Page		MLB 59 D.Nguyen	RT 74 E.Salaam		MLB 56 K.Brooking
TE 88 J.Harris		WLB 52 D.Coakley	TE 89 R.Kelly		SLB 94 H.Crockett
WR 84 J.Galloway		LCB 38 D.Haythorne	WR 81 T.Matthi		RCB 33 A.Ambrose
QB 16 R.Leaf		RCB 27 M.Edwards	QB 7 M.Vick		LCB 34 R.Buchanan
FB 49 J.Huggins		FS 31 G.Teague	RB 43 M.Smith		SS 22 G.McBurrows
RB 42 T.Hambrick		SS 28 D.Woodson	TE 83 A.Crumpler		FS 23 R.Bradford

SCORING DRIVES

Team	Qtr	Time	Play Description (Extra Point) (Drive Info)	Visitor	Home
Cowboy	1	4:48	T.Seder 28 yd. Field Goal (13-74, 7:18)	3	0
Falcons	1	1:55	A.Crumpler 9 yd. pass from M.Vick (J.Feely kick) (6-73, 2:53)	3	7
Cowboy	2	10:45	T.Seder 39 yd. Field Goal (6-58, 3:32)	6	7
Cowboy	2	0:55	J.Harris 3 yd. pass from R.Leaf (T.Seder kick) (3-51, 1:26)	13	7
Falcons	3	10:34	J.Feely 31 yd. Field Goal (11-44, 4:26)	13	10
Falcons	4	5:20	B.Kozlowski 1 yd. pass from D.Johnson (J.Feely kick) (5-15, 2:50)	13	17
Falcons	4	1:11	J.Feely 19 yd. Field Goal (6-29, 2:57)	13	20

2001 GAME REVIEWS

Dallas Cowboys vs Atlanta Falcons
11/11/01 at Georgia Dome

Final Individual Statistics

Dallas Cowboys											Atlanta Falcons											
		ATT	YDS	AVG	LG	TD					RUSHING	ATT	YDS	AVG	LG	TD						
RUSHING		20	127	6.4	47	0					M.Smith	27	148	5.5	44	0						
T.Hambrick		7	85	12.1	58	0					B.Christian	3	4	1.3	3	0						
M.Wiley		1	2	2.0	2	0					M.Vick	2	4	2.0	5	0						
R.Ismail		3	-7	-2.3	0	0					D.Johnson	1	-1	-1.0	-1	0						
R.Leaf		1	0	0.0	0	0																
M.Knorr		1	0	0.0	0	0																
T.Taylor		1	0	0.0	0	0																
Total		33	207	6.3	58	0					Total	33	155	4.7	44	0						
		ATT	CMP	YDS	SK/YD	TD	LG	IN	RT					PASSING	ATT	CMP	YDS	SK/YD	TD	LG	IN	RT
PASSING		22	14	114	3/18	1	30	1	72.9					M.Vick	12	4	32	2/5	1	11	0	70.1
R.Leaf														D.Johnson	4	3	23	1/4	1	14	0	128.1
Total		22	14	114	3/18	1	30	1						Total	16	7	55	3/9	2	14	0	
		NO	YDS	AVG	LG	TD					PASS RECEIVING	NO	YDS	AVG	LG	TD						
PASS RECEIVING		5	62	12.4	30	0					S.Jefferson	2	22	11.0	14	0						
R.Ismail		2	20	10.0	13	0					T.Martin	1	11	11.0	11	0						
D.Chiaverini		2	17	8.5	10	0					A.Crumpler	1	9	9.0	9	1						
J.Huggins		2	8	4.0	5	1					R.Kelly	1	7	7.0	7	0						
J.Harris		1	9	9.0	9	0					T.Mathis	1	5	5.0	5	0						
J.Galloway		1	-2	-2.0	-2	0					B.Kozlowski	1	1	1.0	1	1						
M.Lucky		1	0	0.0	0	0																
M.Wiley		1	0	0.0	0	0					Total	7	55	7.9	14	2						
Total		14	114	8.1	30	1																
		NO	YDS	AVG	LG	TD					INTERCEPTIONS	NO	YDS	AVG	LG	TD						
INTERCEPTIONS		0	0	0.0	0	0					K.Brooking	1	8	8.0	8	0						
Total		0	0	0.0	0	0					Total	1	8	8.0	8	0						
		NO	YDS	AVG	TB	IN20	LG					PUNTING	NO	YDS	AVG	TB	IN20	LG				
PUNTING		4	173	43.3	0	1	54					C.Mohr	4	131	32.8	0	1	39				
M.Knorr		4	173	43.3	0	1	54					Total	4	131	32.8	0	1	39				
Total		4	173	43.3	0	1	54															
		NO	YDS	AVG	FC	LG	TD					PUNT RETURNS	NO	YDS	AVG	FC	LG	TD				
PUNT RETURNS		2	13	6.5	1	13	0					D.Gordon	3	139	46.3	1	74	0				
R.Swinton		1	0	0.0	0	0	0															
[OUT OF BOUNDS]		1	0	0.0	0	0	0															
Returns		2	13	6.5	1	13	0					Returns	3	139	46.3	1	74	0				
Total		2	13	6.5	1	13	0															
		NO	YDS	AVG	FC	LG	TD					KICKOFF RETURNS	NO	YDS	AVG	FC	LG	TD				
KICKOFF RETURNS		4	79	19.8	0	24	0					D.Vaughn	4	102	25.5	0	38	0				
R.Swinton		4	79	19.8	0	24	0															
Returns		4	79	19.8	0	24	0					Returns	4	102	25.5	0	38	0				

Dallas Cowboys

FUMBLES

	FUM	OWN-REC	YDS	TD	FORCED	OPP-REC	YDS	TD	OUT-BDS
R.Swinton	1	0	0	0	0	0	0	0	0
I.Reese	0	0	0	0	1	0	0	0	0
D.Woodson	0	0	0	0	0	1	0	0	0
R.Leaf	1	0	-1	0	0	0	0	0	0
K.Garmon	0	1	0	0	0	0	0	0	0
R.Chevrier	1	0	-26	0	0	0	0	0	0
T.Seder	0	1	-6	0	0	0	0	0	0
G.Ellis	0	0	0	0	1	0	0	0	0
Total	3	2	-33	0	2	1	0	0	0

Atlanta Falcons

FUMBLES

	FUM	OWN-REC	YDS	TD	FORCED	OPP-REC	YDS	TD	OUT-BDS
M.Simoneau	0	0	0	0	0	1	0	0	0
M.Vick	1	0	0	0	0	0	0	0	0
D.Johnson	1	0	0	0	0	0	0	0	0
T.McClure	0	1	0	0	0	0	0	0	0
Total	2	1	0	0	0	1	0	0	0



2001 GAME REVIEWS

Dallas Cowboys vs Atlanta Falcons

11/11/01 at Georgia Dome

Final Team Statistics

	Visitor Cowboys	Home Falcons
TOTAL FIRST DOWNS	15	12
By Rushing	6	5
By Passing	7	5
By Penalty	2	2
THIRD DOWN EFFICIENCY	5-12-42%	2-11-18%
FOURTH DOWN EFFICIENCY	0-1-0%	0-0-0%
TOTAL NET YARDS	303	201
Total Offensive Plays (inc. times thrown passing)	58	52
Average gain per offensive play	5.2	3.9
NET YARDS RUSHING	207	155
Total Rushing Plays	33	33
Average gain per rushing play	6.3	4.7
Tackles for a loss-number and yards	2-7	2-2
NET YARDS PASSING	96	46
Times thrown - yards lost attempting to pass	3-18	3-9
Gross yards passing	114	55
PASS ATTEMPTS-COMPLETIONS-HAD INTERCEPTED	22-14-1	16-7-0
Avg gain per pass play (inc.# thrown passing)	3.8	2.4
KICKOFFS Number-In End Zone-Touchbacks	4-0-0	5-1-0
PUNTS Number and Average	4-43.3	4-32.8
Had Blocked	0	0
FGs - PATs Had Blocked	0-0	0-0
Net Punting Average	8.5	29.5
TOTAL RETURN YARDAGE (Not Including Kickoffs)	13	147
No. and Yards Punt Returns	2-13	3-139
No. and Yards Kickoff Returns	4-79	4-102
No. and Yards Interception Returns	0-0	1-8
PENALTIES Number and Yards	4-41	2-10
FUMBLES Number and Lost	3-1	2-1
TOUCHDOWNS	1	2
Rushing	0	0
Passing	1	2
EXTRA POINTS Made-Attempts	1-1	2-2
Kicking Made-Attempts	1-1	2-2
FIELD GOALS Made-Attempts	2-2	2-3
RED ZONE EFFICIENCY	1-3-33%	2-5-40%
GOAL TO GO EFFICIENCY	1-1-100%	1-2-50%
SAFETIES	0	0
FINAL SCORE	13	20
TIME OF POSSESSION	33:06	26:54



2001 GAME REVIEWS

Game 9 FALCONS 23, GREEN BAY 20 At Green Bay, November 18, 2001

The Atlanta Falcons opened the second half of the season with a huge 23-20 win over the Green Bay Packers at Lambeau Field. Quarterback Chris Chandler completed 29 of 50 pass attempts for 352 yards and two touchdowns to lead the Falcons to victory. The Falcons beat the Packers in every statistical category. Atlanta out gained the Packers in total yards (417-313), first downs (25-14) and time of possession (36:25-23:35). The Atlanta defense forced four turnovers with three interceptions and one fumble, including three in the first half to take a 16-10 halftime lead. Minus two big pass plays from QB Brett Favre that led to Green Bay scores, the Falcons defense held the Packers high powered offense in check. On the second play of the game, CB Ashley Ambrose intercepted a QB Brett Favre pass that let the Falcons start their first offensive drive at the Green Bay 44-yard line. The Falcons drive was stalled on three plays, but a P Chris Mohr punt to the Packers seven-yard line helped the Falcons win the battle of field position. After holding Green Bay on the next series, the Falcons fielded a Green Bay punt to start a drive at the Packers 46-yard line. Chandler moved the Falcons to the eight-yard line where PK Jay Feely connected on a 26-yard field goal for a 3-0 lead. After the ensuing kickoff, Favre was stripped of the football on a sack by DE Patrick Kerney, and DT Shane Dronett recovered at the Green Bay 26-yard line. The turnover set up a 39-yard field goal by Feely for a 6-0 Falcons lead. A 51-yard pass from Favre to WR Corey Bradford set up a Green Bay field goal to close the gap to 6-3, but the Falcons responded with a touchdown drive early in the second quarter for a 13-3 lead. The Falcons executed a series of swing passes, and screen passes to move to the 21-yard line where FB Bob Christian culminated an 11-play, 79-yard drive into the end zone on a 21-yard touchdown pass. Chandler completed a swing pass to Christian who then broke numerous tackles to barrel into the end zone. CB Ray Buchanan intercepted a Favre pass at the Atlanta 39-yard line midway through the second quarter, and Chandler completed a key third-down pass to WR Shawn Jefferson to the Packers 11-yard line to put Atlanta in position for a 32-yard Feely field goal and a 16-3 lead with 4:48 left to play in the first half. On the next series, Favre completed a 56-yard pass to Bradford to reach the Falcons three-yard line with just 2:37 left, and then three plays later hit WR Bill Schroeder for a four-yard touchdown to close the Falcons lead to 16-10 at the half. The Falcons opened the second half with two drives deep into Green Bay territory but both times Chandler was intercepted to end the drive. The second turnover was converted into a Green Bay field goal to bring the score to 16-13 heading into the final quarter of play. The first drive took 8:49 off the clock but ended when Chandler was intercepted by LB Nate Wayne at the Green Bay 10-yard line. The Packers took over and drove to the Atlanta 26-yard line before settling for a field goal. The Falcons drove to the Green Bay 33-yard line on the next series but again Chandler was intercepted to kill the scoring chance. An unnecessary roughness penalty against Green Bay allowed the Falcons to convert a third-and-12 situation from their own 20-yard line, and Chandler led the Falcons to the 12-yard line before firing a touchdown pass to WR Brian Finneran for a 23-13 lead. Green Bay again came back when Favre completed a 39-yard touchdown pass to WR Antonio Freeman to make it 23-20 with 6:31 left. The Packers got the ball back with 1:52 left to play and moved to the Atlanta 45-yard line, but Favre's pass into the end zone with 1:18 to go was intercepted by Ambrose to secure Atlanta the win.

Falcons	6	10	0	7	23
Packers	3	7	3	7	20

STARTING LINEUPS

Atlanta Falcons			Green Bay Packers		
Offense		Defense	Offense		Defense
WR 80 T.Martin	LE 97 P.Kerney	WR 84 B.Schroeder	LE 90 V.Holiday		
LT 70 B.Whitfield	LT 98 T.Hall	LT 79 B.Stokes	NT 75 J.Flanigan		
LG 64 B.Hallen	RT 75 S.Dronett	LG 68 M.Wahle	DT 71 S.Dotson		
C 62 T.McClure	RE 91 B.Smith	C 58 M.Flanagan	RE 91 J.Thierry		
RG 71 T.Oanidge	WLB 54 C.Draft	RG 62 M.Rivera	SLB 59 N.Diggs		
RT 74 E.Salaam	MLB 56 K.Brooking	RT 65 M.Tauscher	MLB 55 B.Hems		
TE 83 A.Crumpler	SLB 94 H.Crockett	TE 88 B.Frankis	WLB 54 N.Wayne		
WR 81 T.Mathis	RCB 33 A.Ambrose	WR 86 A.Freeman	LCB 34 M.McKenzie		
QB 12 C.Chandler	LCB 34 R.Buchanan	QB 4 B.Favre	RCB 37 T.Williams		
RB 43 M.Smith	SS 22 G.McBurrrows	RB 30 A.Greer	SS 36 L.Butler		
FB 44 B.Christian	FS 23 R.Bradford	FB 33 W.Henderson	FS 43 D.Sharper		

SCORING DRIVES

Team	Qtr	Time	Play Description (Extra Point) (Drive Info)	Visitor	Home
Falcons	1	8:18	J.Feely 26 yd. Field Goal (7-38, 3:01)	3	0
Falcons	1	6:19	J.Feely 39 yd. Field Goal (4-5, 1:33)	6	0
Packers	1	2:41	R.Longwell 39 yd. Field Goal (7-59, 3:38)	6	3
Falcons	2	12:51	B.Christian 21 yd. pass from C.Chandler (J.Feely kick) (11-79, 4:50)	13	3
Falcons	2	4:57	J.Feely 32 yd. Field Goal (8-40, 4:31)	16	3
Packers	2	1:52	B.Schroeder 4 yd. pass from B.Favre (R.Longwell kick) (7-76, 3:05)	16	10
Packers	3	2:31	R.Longwell 45 yd. Field Goal (12-62, 6:18)	16	13
Falcons	4	8:49	B.Finneran 12 yd. pass from C.Chandler (J.Feely kick) (8-78, 4:28)	23	13
Packers	4	6:31	A.Freeman 39 yd. pass from B.Favre (R.Longwell kick) (4-75, 2:18)	23	20

2001 GAME REVIEWS

Atlanta Falcons vs Green Bay Packers

11/18/01 at Lambeau Field

Final Individual Statistics

Atlanta Falcons							Green Bay Packers										
RUSHING	ATT	YDS	AVG	LG	TD		RUSHING	ATT	YDS	AVG	LG	TD					
M.Smith	19	43	2.3	11	0		A.Green	17	62	3.6	21	0					
B.Christian	4	40	10.0	12	0		D.Levens	1	8	8.0	8	0					
C.Chandler	2	-1	-0.5	0	0		B.Favre	1	0	0.0	0	0					
Total	25	82	3.3	12	0		Total	19	70	3.7	21	0					
PASSING	ATT	CMP	YDS	SK/YD	TD	LG	IN	RT	PASSING	ATT	CMP	YDS	SK/YD	TD	LG	IN	RT
C.Chandler	50	29	352	3/17	2	27	2	76.4	B.Favre	29	16	262	2/19	2	56	3	69.1
Total	50	29	352	3/17	2	27	2		Total	29	16	262	2/19	2	56	3	
PASS RECEIVING	NO	YDS	AVG	LG	TD		PASS RECEIVING	NO	YDS	AVG	LG	TD					
T.Mathis	7	70	10.0	18	0		A.Green	5	37	7.4	15	0					
B.Christian	5	62	12.4	21	1		B.Schroeder	4	55	13.8	18	1					
M.Smith	4	29	7.3	18	0		C.Bradford	3	117	39.0	56	0					
B.Kozlowski	3	58	19.3	27	0		A.Freeman	2	45	22.5	39	1					
S.Jefferson	3	57	19.0	24	0		D.Levens	2	8	4.0	8	0					
T.Martin	3	42	14.0	15	0												
B.Finneran	2	24	12.0	12	1												
A.Crumpler	2	10	5.0	6	0												
Total	29	352	12.1	27	2		Total	16	262	16.4	56	2					
INTERCEPTIONS	NO	YDS	AVG	LG	TD		INTERCEPTIONS	NO	YDS	AVG	LG	TD					
A.Ambrose	2	0	0.0	0	0		B.Harris	1	4	4.0	4	0					
R.Buchanan	1	7	7.0	7	0		N.Wayne	1	2	2.0	2	0					
Total	3	7	2.3	7	0		Total	2	6	3.0	4	0					
PUNTING	NO	YDS	AVG	TB	IN20	LG	PUNTING	NO	YDS	AVG	TB	IN20	LG				
C.Mohr	4	171	42.8	0	1	50	J.Bidwell	4	191	47.8	0	2	55				
Total	4	171	42.8	0	1	50	Total	4	191	47.8	0	2	55				
PUNT RETURNS	NO	YDS	AVG	FC	LG	TD	PUNT RETURNS	NO	YDS	AVG	FC	LG	TD				
D.Gordon	2	18	9.0	0	12	0	A.Rossum	1	6	6.0	1	6	0				
[DOWNED]	1	0	0.0	0	0	0	[DOWNED]	1	0	0.0	0	0	0				
[OUT OF BOUNDS]	1	0	0.0	0	0	0	[OUT OF BOUNDS]	1	0	0.0	0	0	0				
Returns	2	18	9.0	0	12	0	Returns	1	6	6.0	1	6	0				
KICKOFF RETURNS	NO	YDS	AVG	FC	LG	TD	KICKOFF RETURNS	NO	YDS	AVG	FC	LG	TD				
D.Vaughn	3	60	20.0	0	26	0	A.Rossum	4	74	18.5	0	23	0				
[OUT OF BOUNDS]	1	0	0.0	0	0	0	W.Henderson	1	-1	-1.0	0	-1	0				
[TOUCHBACK]	1	0	0.0	0	0	0	[TOUCHBACK]	1	0	0.0	0	0	0				
Returns	3	60	20.0	0	26	0	Returns	5	73	14.6	0	23	0				

Atlanta Falcons

FUMBLES

	FUM	OWN-REC	YDS	TD	FORCED	OPP-REC	YDS	TD	OUT-BDS
P.Kerney	0	0	0	0	1	0	0	0	0
S.Dronett	0	0	0	0	0	1	0	0	0
D.Vaughn	1	0	0	0	0	0	0	0	0
A.Crumpler	0	1	0	0	0	0	0	0	0
C.Chandler	1	1	0	0	0	0	0	0	0
Total	2	2	0	0	1	1	0	0	0

Green Bay Packers

FUMBLES

	FUM	OWN-REC	YDS	TD	FORCED	OPP-REC	YDS	TD	OUT-BDS
B.Favre	2	0	-2	0	0	0	0	0	0
C.Lee	0	0	0	0	1	0	0	0	0
M.Rivera	0	1	0	0	0	0	0	0	0
Total	2	1	-2	0	1	0	0	0	0



2001 GAME REVIEWS

Atlanta Falcons vs Green Bay Packers

11/18/01 at Lambeau Field

Final Team Statistics

	Visitor Falcons	Home Packers
TOTAL FIRST DOWNS	25	14
By Rushing	5	2
By Passing	19	11
By Penalty	1	1
THIRD DOWN EFFICIENCY	5-14-36%	5-11-45%
FOURTH DOWN EFFICIENCY	0-1-0%	0-0-0%
TOTAL NET YARDS	417	313
Total Offensive Plays (inc. times thrown passing)	78	50
Average gain per offensive play	5.3	6.3
NET YARDS RUSHING	82	70
Total Rushing Plays	25	19
Average gain per rushing play	3.3	3.7
Tackles for a loss-number and yards	3-3	0-0
NET YARDS PASSING	335	243
Times thrown - yards lost attempting to pass	3-17	2-19
Gross yards passing	352	262
PASS ATTEMPTS-COMPLETIONS-HAD INTERCEPTED	50-29-2	29-16-3
Avg gain per pass play (inc.# thrown passing)	6.3	7.8
KICKOFFS Number-In End Zone-Touchbacks	6-1-1	5-1-1
PUNTS Number and Average	4-42.8	4-47.8
Had Blocked	0	0
FGs - PATs Had Blocked	0-0	0-0
Net Punting Average	41.3	43.3
TOTAL RETURN YARDAGE (Not Including Kickoffs)	25	12
No. and Yards Punt Returns	2-18	1-6
No. and Yards Kickoff Returns	3-60	5-73
No. and Yards Interception Returns	3-7	2-6
PENALTIES Number and Yards	9-70	3-25
FUMBLES Number and Lost	2-0	2-1
TOUCHDOWNS	2	2
Rushing	0	0
Passing	2	2
EXTRA POINTS Made-Attempts	2-2	2-2
Kicking Made-Attempts	2-2	2-2
FIELD GOALS Made-Attempts	3-3	2-2
RED ZONE EFFICIENCY	2-5-40%	1-1-100%
GOAL TO GO EFFICIENCY	0-0-0%	1-1-100%
SAFETIES	0	0
FINAL SCORE	23	20
TIME OF POSSESSION	36:25	29:35



2001 GAME REVIEWS

Game 10 FALCONS 10, CAROLINA 7 At Charlotte, November 25, 2001

The Atlanta Falcons held on for a 10-7 victory over the Carolina Panthers in Charlotte to complete their second-straight series sweep over the Panthers and improve to a 6-4 record. The turning point of the game came in the second quarter with a big goal line stand by the Falcons defense followed by a 99-yard scoring drive by the Atlanta offense. After spotting the Falcons a first quarter field goal, the Panthers took advantage of a short punt by P Chris Mohr and began a drive at the Atlanta 31-yard line. The Panthers drove down the field and faced a first-and-goal from the Falcons one-yard line. The Falcons defense rose to the occasion by shutting down the Panthers offense on four-straight plays. The biggest play was when Carolina elected to go for the touchdown on a fourth-and-one play. Carolina RB Richard Huntley took a hand off on the fourth down play and tried to get around the left guard, but LB Keith Brooking plugged the hole and came up with the stop to give Atlanta the ball on the one-yard line. The Falcons offense responded by marching 99 yards down the field before FB Bob Christian culminated the drive with a four-yard touchdown run for a 10-0 Falcons lead. Christian, who established a single-game high with 122 total yards (78 rushing and 44 receiving), put the Falcons in scoring position with a career-long 53-yard run from the eight-yard line for a first down at the Panthers 39-yard line. On the same drive, Christian converted a third-and-two situation with a four-yard run off a draw play that put the Falcons on the six-yard line. Christian was huge as both a runner and a receiver on the Falcons first scoring drive in the first quarter with a 17-yard run and a 15-yard reception. QB Chris Chandler completed a key 14-yard reception to WR Shawn Jefferson on a third-and-seven play to move to the Carolina 17-yard line before the drive stalled to set up a 39-yard field goal by PK Jay Feely. After a scoreless third quarter, Carolina found the end zone when QB Chris Weinke followed up a 25-yard pass off the flea-flicker with a 12-yard run for a touchdown with a little over seven minutes to play. The Falcons offense was stopped on a third-and-short situation and were forced to punt. Carolina faced a fourth-and-inches situation with two minutes to play and elected to try for the first down, but the Falcons defense held Weinke short of the first down on a quarterback keeper. The Falcons offense could not run off the final 1:48 of the game and were forced to punt again. But, S Johndale Carty, who made his first NFL start in place of an injured Gerald McBurrows (knee) at strong safety, sealed the victory when he picked off a Weinke pass with just 35 seconds to play.

Falcons	3	7	0	0	10
Panthers	0	0	0	7	7

STARTING LINEUPS

Atlanta Falcons			Carolina Panthers		
Offense		Defense	Offense		Defense
WR 80 T.Martin		LE 97 P.Kerney	WR 82 I.Byrd		LDE 96 J.Williams
LT 70 B.Whitfield		LT 98 T.Hall	LT 75 T.Stuessie		LDT 99 B.Buckner
LG 64 B.Hallen		RT 75 S.Dronett	LG 63 J.Nesbit		RDT 64 L.Chester
C 62 T.McClure		RE 91 B.Smith	C 60 J.Mitchell		RDE 93 M.Rucker
RG 65 K.Forney		LLB 54 C.Draft	RG 76 L.Jordan		SLB 55 D.Morgan
RT 74 E.Salaam		MLB 56 K.Brooking	RT 70 C.Terry		MLB 57 L.Towns
TE 89 R.Kelly		RLB 94 H.Crockett	TE 85 W.Walls		WLB 59 D.Hambrick
WR 81 T.Mathis		LCB 34 R.Buchanan	WR 81 D.Hayes		LCB 37 J.Hitchcock
QB 12 C.Chandler		RCB 33 A.Ambrose	QB 16 C.Weinke		RCB 33 D.Evans
RB 43 M.Smith		SS 35 J.Carty	FB 45 B.Hoover		SS 30 M.Minter
TE 83 A.Crumpler		FS 23 R.Bradford	RB 34 R.Huntley		FS 27 D.Grant

SCORING DRIVES

Team	Qtr	Time	Play Description (Extra Point) (Drive Info)	Visitor	Home
Falcons	1	1:07	J.Feely 39 yd. Field Goal (10-45, 2:51)	3	0
Falcons	2	2:09	B.Christian 4 yd. run (J.Feely kick) (11-99, 6:12)	10	0
Panther	4	7:12	C.Weinke 12 yd. run (J.Kasay kick) (10-78, 4:20)	10	7

2001 GAME REVIEWS

Atlanta Falcons vs Carolina Panthers

11/25/01 at Ericsson Stadium

Final Individual Statistics

Atlanta Falcons

RUSHING	ATT	YDS	AVG	LG	TD
B.Christian	4	78	19.5	53	1
M.Smith	21	57	2.7	21	0
C.Chandler	5	6	1.2	7	0
R.Thomas	3	4	1.3	3	0
Total	33	145	4.4	53	1

PASSING	ATT	CMP	YDS	SK/YD	TD	LG	IN	RT
C.Chandler	27	14	132	4/38	0	21	0	65.7
Total	27	14	132	4/38	0	21	0	65.7

PASS RECEIVING	NO	YDS	AVG	LG	TD
B.Christian	5	44	8.8	20	0
T.Martin	3	30	10.0	15	0
S.Jefferson	2	35	17.5	21	0
A.Crumpler	2	9	4.5	6	0
M.Smith	1	10	10.0	10	0
T.Mathis	1	4	4.0	4	0
Total	14	132	9.4	21	0

INTERCEPTIONS	NO	YDS	AVG	LG	TD
A.Ambrose	1	6	6.0	6	0
J.Carty	1	0	0.0	0	0
Total	2	6	3.0	6	0

PUNTING	NO	YDS	AVG	TB	IN20	LG
C.Mohr	9	321	35.7	0	1	54
Total	9	321	35.7	0	1	54

PUNT RETURNS	NO	YDS	AVG	FC	LG	TD
D.Gordon	2	28	14.0	1	15	0
[DOWNED]	1	0	0.0	0	0	0
[TOUCHBACK]	3	0	0.0	0	0	0
Returns	2	28	14.0	1	15	0
KICKOFF RETURNS	NO	YDS	AVG	FC	LG	TD
D.Vaughn	2	44	22.0	0	29	0
Returns	2	44	22.0	0	29	0

Atlanta Falcons

FUMBLES	FUM	OWN-REC	YDS	TD	FORCED	OPP-REC	YDS	TD	OUT-BDS
C.Chandler	1	1	-3	0	0	0	0	0	0
M.Simoneau	0	0	0	0	1	0	0	0	0
Total	1	1	-3	0	1	0	0	0	0

Carolina Panthers

FUMBLES	FUM	OWN-REC	YDS	TD	FORCED	OPP-REC	YDS	TD	OUT-BDS
S.Smith	1	1	0	0	0	0	0	0	0
Total	1	1	0	0	0	0	0	0	0

Carolina Panthers

RUSHING	ATT	YDS	AVG	LG	TD
R.Huntley	19	55	2.9	14	0
C.Weinke	7	38	5.4	12	1
C.Hetherington	1	3	3.0	3	0
B.Hoover	1	0	0.0	0	0
Total	28	96	3.4	14	1

PASSING	ATT	CMP	YDS	SK/YD	TD	LG	IN	RT
C.Weinke	31	17	171	4/20	0	25	2	43.9
Total	31	17	171	4/20	0	25	2	43.9

PASS RECEIVING	NO	YDS	AVG	LG	TD
I.Byrd	5	69	13.8	25	0
D.Hayes	3	29	9.7	12	0
S.Smith	3	29	9.7	16	0
C.Hetherington	3	20	6.7	8	0
P.Jeffers	1	9	9.0	9	0
W.Walls	1	8	8.0	8	0
R.Huntley	1	7	7.0	7	0
Total	17	171	10.1	25	0

INTERCEPTIONS	NO	YDS	AVG	LG	TD
Total	0	0	0.0	0	0

PUNTING	NO	YDS	AVG	TB	IN20	LG
T.Sauerbrun	7	383	54.7	3	2	64
Total	7	383	54.7	3	2	64

PUNT RETURNS	NO	YDS	AVG	FC	LG	TD
I.Byrd	2	10	5.0	0	10	0
S.Smith	2	6	3.0	1	5	0
[DOWNED]	1	0	0.0	0	0	0
[OUT OF BOUNDS]	3	0	0.0	0	0	0
Returns	4	16	4.0	1	10	0
KICKOFF RETURNS	NO	YDS	AVG	FC	LG	TD
S.Smith	2	42	21.0	0	22	0
[TOUCHBACK]	1	0	0.0	0	0	0
Returns	2	42	21.0	0	22	0



2001 GAME REVIEWS

Atlanta Falcons vs Carolina Panthers

11/25/01 at Ericsson Stadium

Final Team Statistics

	Visitor Falcons	Home Panthers
TOTAL FIRST DOWNS	13	14
By Rushing	8	6
By Passing	5	8
By Penalty	0	0
THIRD DOWN EFFICIENCY	7-17-41%	6-16-38%
FOURTH DOWN EFFICIENCY	0-0-0%	0-2-0%
TOTAL NET YARDS	239	247
Total Offensive Plays (inc. times thrown passing)	64	63
Average gain per offensive play	3.7	3.9
NET YARDS RUSHING	145	96
Total Rushing Plays	33	28
Average gain per rushing play	4.4	3.4
Tackles for a loss-number and yards	7-11	3-7
NET YARDS PASSING	94	151
Times thrown - yards lost attempting to pass	4-38	4-20
Gross yards passing	132	171
PASS ATTEMPTS-COMPLETIONS-HAD INTERCEPTED	27-14-0	31-17-2
Avg gain per pass play (inc. # thrown passing)	3.0	4.3
KICKOFFS Number-In End Zone-Touchbacks	3-1-1	2-1-0
PUNTS Number and Average	9-35.7	7-54.7
Had Blocked	0	0
FGs - PATs Had Blocked	0-0	0-0
Net Punting Average	33.9	42.1
TOTAL RETURN YARDAGE (Not Including Kickoffs)	34	16
No. and Yards Punt Returns	2-28	4-16
No. and Yards Kickoff Returns	2-44	2-42
No. and Yards Interception Returns	2-6	0-0
PENALTIES Number and Yards	4-30	6-30
FUMBLES Number and Lost	1-0	1-0
TOUCHDOWNS	1	1
Rushing	1	1
Passing	0	0
EXTRA POINTS Made-Attempts	1-1	1-1
Kicking Made-Attempts	1-1	1-1
FIELD GOALS Made-Attempts	1-1	0-0
RED ZONE EFFICIENCY	1-2-50%	1-2-50%
GOAL TO GO EFFICIENCY	1-1-100%	0-1-0%
SAFETIES	0	0
FINAL SCORE	10	7
TIME OF POSSESSION	32:34	27:26



2001 GAME REVIEWS

Game 11 ST. LOUIS 35, FALCONS 6 At Atlanta, December 2, 2001

St. Louis QB Kurt Warner connected on three touchdown passes to RB Marshall Faulk as the Rams escaped the Georgia Dome with a 35-6 win to drop the Falcons to a 6-5 record. Warner completed 17 of 23 pass attempts for 342 yards with four touchdowns, while Faulk caught six passes for 128 yards and the three touchdown passes. After spotting the Rams a 14-3 first quarter lead, the Falcons had a chance to break the game open in the second quarter when they possessed the ball 13:14 seconds to the Rams 1:46 thanks to a successful onside kick attempt following a 24-yard PK Jay Feely field goal. Despite holding the ball for most of the quarter and driving to the St. Louis 32-yard line or closer with four of their first five possessions, the Falcons managed just the two field goals to go into halftime with a 14-6 deficit. The Falcons outgained the Rams 176-131 and had 11 first downs to St. Louis' eight in the first half. St. Louis scored touchdowns on their first two second half possessions to take a commanding 28-6 lead. On the first touchdown, WR Torry Holt beat CB Ray Buchanan on a 45-yard touchdowns pass. The Falcons pinned the Rams on the three-yard line on the next series, but Warner engineered a 97-yard drive that culminated with a nine-yard touchdown pass to Faulk. The Falcons offense took a hit at the end of the first half when QB Chris Chandler was forced to leave the game with a sprained left ankle. With Chandler at the helm the Falcons were moving the ball effectively. He finished the game with 14 completions on 18 attempts for 123 yards. Backup QB Michael Vick finished with seven completions on 18 attempts for 94 yards and led the team in rushing with six carries for 52 yards. The game got off to an inauspicious start when Chandler's pass was intercepted by Rams CB Dre' Bly on the third play of the game and then returned 56 yards for a touchdown. The Falcons responded with a scoring drive that ended in a 41-yard field goal by PK Jay Feely. St. Louis jumped to a 14-3 lead on the next series when Warner connected with Faulk on a 19-yard score to close out an 80-yard scoring drive. Feely missed a 50-yard field goal attempt in the first quarter and then following the onside kick the Falcons drove to the St. Louis 26-yard line where his 44-yard attempt went wide to the left. A 65-yard touchdown pass from Warner to Faulk in the fourth quarter added to the Rams onslaught in a 35-6 victory.

Rams	14	0	14	7	35
Falcons	3	3	0	0	6

STARTING LINEUPS

St. Louis Rams

Offense	Defense
WR 88 T.Holt	LE 72 C.Ahanotu
LT 76 O.Pace	LT 66 B.Young
LG 65 F.Garcia	RT 90 J.Zgonina
C 67 A.McCollum	RE 98 G.Wistrom
RG 62 A.Timmerman	WLB 55 M.Fields
RT 50 R.Tucker	MLB 59 L.Fletcher
TE 84 E.Conwell	SLB 52 T.Polley
WR 80 L.Bruce	RCB 32 D.Bly
QB 13 K.Warner	LCB 35 A.Williams
FB 42 J.Hodgins	SS 38 R.Coady
RB 28 M.Faulk	FS 21 D.McCleon

Atlanta Falcons

Offense	Defense
TE 83 A.Crumpler	LE 97 P.Kerney
LT 70 B.Whitfield	LT 98 T.Hall
LG 64 B.Hallen	RT 75 S.Dronett
C 62 T.McClure	RE 91 B.Smith
RG 65 K.Forniey	WLB 53 M.Simoneau
RT 74 E.Salaam	MLB 56 K.Brooking
TE 89 R.Kelly	RLB 94 H.Crockett
WR 81 T.Matnis	RCB 33 A.Ambrose
QB 12 C.Chandler	LCB 34 R.Buchanan
RB 43 M.Smith	SS 35 J.Carty
FB 44 B.Christian	FS 23 R.Bradford

SCORING DRIVES

Team	Qtr	Time	Play Description (Extra Point) (Drive Info)	Visitor	Home
Rams	1	12:32	D.Bly 56 yd. interception return (J.Wilkins kick)	7	0
Falcons	1	9:25	J.Feely 41 yd. Field Goal (7-45, 3:07)	7	3
Rams	1	3:32	M.Faulk 19 yd. pass from K.Warner (J.Wilkins kick) (10-80, 5:53)	14	3
Falcons	2	5:35	J.Feely 24 yd. Field Goal (13-67, 9:11)	14	6
Rams	3	13:22	T.Holt 45 yd. pass from K.Warner (J.Wilkins kick) (3-77, 1:38)	21	6
Rams	3	6:03	M.Faulk 9 yd. pass from K.Warner (J.Wilkins kick) (10-97, 5:31)	28	6
Rams	4	6:19	M.Faulk 65 yd. pass from K.Warner (J.Wilkins kick) (3-70, 1:48)	35	6

2001 GAME REVIEWS

St. Louis Rams vs Atlanta Falcons

12/2/01 at Georgia Dome

Final Individual Statistics

St. Louis Rams										Atlanta Falcons																	
RUSHING					ATT	YDS	AVG	LG	TD		RUSHING					ATT	YDS	AVG	LG	TD							
M.Faulk	12	70	5.8	18	0	M.Vick	6	52	8.7	20	0	R.Thomas	6	27	4.5	15	0										
T.Canidate	7	16	2.3	6	0	M.Smith	14	23	1.6	7	0	C.Chandler	3	21	7.0	13	0										
K.Warner	1	3	3.0	3	0	B.Christian	1	5	5.0	5	0	Total	30	128	4.3	20	0										
Total	20	89	4.5	18	0	Total	30	128	4.3	20	0																
PASSING					ATT	CMP	YDS	SK/YD	TD	LG	IN	RT	PASSING					ATT	CMP	YDS	SK/YD	TD	LG	IN	RT		
K.Warner	23	17	342	2/9	4	65	0	155.3					C.Chandler	18	14	123	1/0	0	24	1	72.0						
													M.Vick	18	7	94	2/16	0	20	0	56.2						
													D.Johnson	1	0	0	1/9	0	0	0	39.6						
Total	23	17	342	2/9	4	65	0						Total	37	21	217	4/25	0	24	1							
PASS RECEIVING					NO	YDS	AVG	LG	TD		PASS RECEIVING					NO	YDS	AVG	LG	TD							
M.Faulk	6	128	21.3	65	3	T.Martin	6	97	16.2	24	0																
A.Hakim	4	51	12.8	22	0	B.Christian	4	16	4.0	8	0																
I.Bruce	3	47	15.7	21	0	T.Mathis	3	26	8.7	17	0																
T.Holt	2	66	33.0	45	1	A.Crumpler	3	11	3.7	6	0																
R.Proehl	2	50	25.0	30	0	R.Kelly	2	23	11.5	14	0																
						B.Kozlowski	1	21	21.0	21	0																
						S.Jefferson	1	19	19.0	19	0																
						M.Smith	1	4	4.0	4	0																
Total	17	342	20.1	65	4	Total	21	217	10.3	24	0																
INTERCEPTIONS					NO	YDS	AVG	LG	TD		INTERCEPTIONS					NO	YDS	AVG	LG	TD							
D.Bly	1	56	56.0	56	1	Total	0	0	0.0	0	0																
Total	1	56	56.0	56	1	Total	0	0	0.0	0	0																
PUNTING					NO	YDS	AVG	TB	IN20	LG	PUNTING					NO	YDS	AVG	TB	IN20	LG						
J.Baker	3	125	41.7	1	1	51	C.Mohr	2	70	35.0	0	2	40														
Total	3	125	41.7	1	1	51	Total	2	70	35.0	0	2	40														
PUNT RETURNS					NO	YDS	AVG	FC	LG	TD	PUNT RETURNS					NO	YDS	AVG	FC	LG	TD						
A.Hakim	0	0	0.0	1	0	0	D.Gordon	1	15	15.0	0	15	0														
[DOWNED]	1	0	0.0	0	0	0	[DOWNED]	1	0	0.0	0	0	0														
							[TOUCHBACK]	1	0	0.0	0	0	0														
Returns	0	0	0.0	1	0	0	Returns	1	15	15.0	0	15	0														
KICKOFF RETURNS					NO	YDS	AVG	FC	LG	TD	KICKOFF RETURNS					NO	YDS	AVG	FC	LG	TD						
T.Canidate	2	31	15.5	0	16	0	D.Vaughn	4	116	29.0	0	38	0														
							A.Crumpler	1	8	8.0	0	8	0														
							R.Garza	1	1	1.0	0	1	0														
Returns	2	31	15.5	0	16	0	Returns	6	125	20.8	0	38	0														

St. Louis Rams

FUMBLES

	FUM	OWN-REC	YDS	TD	FORCED	OPP-REC	YDS	TD	OUT-BDS
T.Jackson	0	0	0	0	1	1	0	0	0
Total	0	0	0	0	1	1	0	0	0

Atlanta Falcons

FUMBLES

	FUM	OWN-REC	YDS	TD	FORCED	OPP-REC	YDS	TD	OUT-BDS
D.Johnson	1	0	0	0	0	0	0	0	0
Total	1	0	0	0	0	0	0	0	0



2001 GAME REVIEWS

St. Louis Rams vs Atlanta Falcons

12/2/01 at Georgia Dome

Final Team Statistics

	Visitor Rams	Home Falcons
TOTAL FIRST DOWNS	19	20
By Rushing	3	5
By Passing	14	13
By Penalty	2	2
THIRD DOWN EFFICIENCY	4-7-57%	8-17-47%
FOURTH DOWN EFFICIENCY	0-0-0%	1-2-50%
TOTAL NET YARDS	422	320
Total Offensive Plays (inc. times thrown passing)	45	71
Average gain per offensive play	9.4	4.5
NET YARDS RUSHING	89	128
Total Rushing Plays	20	30
Average gain per rushing play	4.5	4.3
Tackles for a loss-number and yards	3-8	3-9
NET YARDS PASSING	333	192
Times thrown - yards lost attempting to pass	2-6	4-25
Gross yards passing	342	217
PASS ATTEMPTS-COMPLETIONS-HAD INTERCEPTED	23-17-0	37-21-1
Avg gain per pass play (inc. # thrown passing)	13.3	4.7
KICKOFFS Number-In End Zone-Touchbacks	6-0-0	3-0-0
PUNTS Number and Average	3-41.7	2-35.0
Had Blocked	0	0
FGs - PATs Had Blocked	0-0	0-0
Net Punting Average	30.0	35.0
TOTAL RETURN YARDAGE (Not Including Kickoffs)	56	15
No. and Yards Punt Returns	0-0	1-15
No. and Yards Kickoff Returns	2-31	6-125
No. and Yards Interception Returns	1-58	0-0
PENALTIES Number and Yards	12-107	7-61
FUMBLES Number and Lost	0-0	1-1
TOUCHDOWNS	5	0
Rushing	0	0
Passing	4	0
Interceptions	1	0
EXTRA POINTS Made-Attempts	5-5	0-0
Kicking Made-Attempts	5-5	0-0
FIELD GOALS Made-Attempts	0-1	2-4
RED ZONE EFFICIENCY	2-2-100%	0-1-0%
GOAL TO GO EFFICIENCY	1-1-100%	0-1-0%
SAFETIES	0	0
FINAL SCORE	35	6
TIME OF POSSESSION	24:36	35:24



2001 GAME REVIEWS

Game 12 NEW ORLEANS 28, FALCONS 10 At Atlanta, December 9, 2001

In a battle to gain an edge in the NFC playoff field the visiting New Orleans Saints defeated the Falcons, 28-10, at the Georgia Dome to even the Falcons season record to 6-6. A 50-yard touchdown pass from QB Aaron Brooks to WR Joe Horn, and a 54-yard touchdown run by Saints rookie RB Deuce McAllister in the fourth quarter turned a close game in the Saints favor. Down 14-10 at halftime, the Falcons had a chance to take a lead in the third quarter when a combination of two New Orleans penalties and the strong running of FB Bob Christian helped the Falcons drive from their own 11-yard line to the New Orleans 19-yard line. After a two-yard run by RB Maurice Smith on first down and a run by Smith for no gain on second down, QB Chris Chandler was sacked on a third down play to push Atlanta back to the 22-yard line. PK Jay Feely's 40-yard field goal attempt on the next play was wide to the right to kill the Falcons scoring chances. Atlanta appeared to get a break when the Saints took the following possession and moved all the way to the Falcons 16-yard line before fumbling the ball back to Atlanta. But after being stopped on three-straight plays, the Saints fielded a Falcons punt at the 50-yard line. On the Saints first play from scrimmage Brooks connected with Horn for a 50-yard touchdown to give the Saints a 21-10 fourth quarter lead. New Orleans scored their final points on their next offensive series when McAllister ran around the left end on his way for a 54-yard touchdown run and a 28-10 lead midway through the final quarter. The Falcons had a tough time running the ball (21 carries for 50 yards) and were sacked nine times in the game, including five times in the fourth quarter when Atlanta was desperately trying to pass the ball to get back into the game. The Falcons jumped to a quick 7-0 lead when they took the opening kickoff and went on a nine-play, 71-yard drive that was culminated with a one-yard touchdown run by Smith. The Saints responded with an 11-play, 68-yard drive that ended with a gadget play with McAllister taking a pitch and then completing a 12-yard scoring strike to WR Willie Jackson to tie the game at 7-7. Falcons CB Darrick Vaughn fumbled on the ensuing kickoff, and the Saints recovered at the Atlanta 20-yard line. After a 19-yard pass to the one-yard line, RB Ricky Williams scored on a one-yard run for a 14-7 Saints first quarter lead. New Orleans appeared to take a 21-7 lead after CB Michael Hawthorne scooped up a WR Shawn Jefferson fumble in the second quarter and weaved in and out of traffic for a 60-yard touchdown. The play was challenged by Atlanta and it was ruled an incomplete pass. Later in the second quarter the Falcons had two chances to take the lead. First, Chandler had a 54-yard touchdown pass to WR Terance Mathis called back after a holding call. Then after being in position to score after recovering a Saints muffed punt at the New Orleans 20-yard line, the Falcons were forced to settle for a 22-yard field goal by Feely for a 14-10 halftime deficit. The Falcons did limit Williams to just 41 yards on 15 carries for a 2.7-yard average, but the Saints big play capabilities out matched Atlanta's strong run defense.

Saints	14	0	0	14	28
Falcons	7	3	0	0	10

STARTING LINEUPS

New Orleans Saints				Atlanta Falcons			
Offense		Defense		Offense		Defense	
WR 88	W.Jackson	LDE 93	D.Howard	WR 80	T.Martin	LE 97	P.Kerney
LT 78	D.Terrell	LDT 99	N.Hand	LT 70	B.Whitfield	LT 98	T.Hall
LG 63	W.Williams	RDT 97	L.Glover	LG 64	B.Hallen	RT 75	S.Dronett
C 62	J.Fontenot	RDE 94	J.Johnson	C 62	T.McClure	RE 91	B.Smith
RG 65	C.Naeole	LOLB 59	K.Mitchell	RG 65	K.Forney	WLB 53	M.Simoneau
RT 68	K.Turley	MLB 56	C.Clemons	RT 74	E.Salaam	MLB 56	K.Brooking
TE 81	L.Hall	ROLB 54	D.Smith	TE 89	R.Kelly	SLB 94	H.Crockett
WR 87	J.Horn	LCB 36	M.Hawthorne	WR 81	T.Mathis	RCB 33	A.Ambrose
QB 2	A.Brooks	RCB 22	F.Thomas	QB 12	C.Chandler	LCB 34	R.Buchanan
RB 34	R.Williams	SS 29	S.N Knight	RB 43	M.Smith	SS 22	G.McBurrows
RB 26	D.McAllister	FS 20	J.Bellamy	FB 44	B.Christian	FS 23	R.Bradford

SCORING DRIVES

Team	Qtr	Time	Play Description (Extra Point) (Drive Info)	Visitor	Home
Falcons	1	8:44	M.Smith 1 yd. run (J.Feely kick) (9-71, 6:16)	0	7
Saints	1	2:43	W.Jackson 12 yd. pass from D.McAllister (J.Carney kick) (11-68, 6:01)	7	7
Saints	1	1:45	R.Williams 1 yd. run (J.Carney kick) (2-20, 0:47)	14	7
Falcons	2	7:28	J.Feely 22 yd. Field Goal (5-16, 2:39)	14	10
Saints	4	12:20	J.Horn 50 yd. pass from A.Brooks (J.Carney kick) (1-50, 0:08)	21	10
Saints	4	8:16	D.McAllister 54 yd. run (J.Carney kick) (4-65, 2:04)	28	10

2001 GAME REVIEWS

New Orleans Saints vs Atlanta Falcons
12/9/01 at Georgia Dome

Final Individual Statistics

New Orleans Saints

RUSHING	ATT	YDS	AVG	LG	TD
D.McAllister	1	54	54.0	54	1
R.Williams	15	41	2.7	18	1
A.Brooks	5	19	3.8	16	0
Total	21	114	5.4	54	2

PASSING	ATT	CMP	YDS	SK/YD	TD	LG	IN	RT
A.Brooks	30	20	279	3/26	1	50	0	107.5
D.McAllister	1	1	12	0/0	1	12	0	156.2
Total	31	21	291	3/26	2	50	0	

PASS RECEIVING	NO	YDS	AVG	LG	TD
J.Horn	7	138	19.7	50	1
R.Williams	5	42	8.4	13	0
W.Jackson	4	46	11.5	16	1
R.Wilson	1	44	44.0	44	0
E.Williams	1	9	9.0	9	0
D.McAllister	1	8	8.0	8	0
L.Hall	1	6	6.0	6	0
W.McGarity	1	-2	-2.0	-2	0
Total	21	291	13.9	50	2

INTERCEPTIONS	NO	YDS	AVG	LG	TD
J.Belamy	1	21	21.0	21	0
Total	1	21	21.0	21	0

PUNTING	NO	YDS	AVG	TB	IN20	LG
T.Gowin	5	220	44.0	1	3	54
Total	5	220	44.0	1	3	54

PUNT RETURNS	NO	YDS	AVG	FC	LG	TD
W.McGarity	3	20	6.7	1	8	0
[DOWNED]	1	0	0.0	0	0	0
Returns	3	20	6.7	1	8	0

KICKOFF RETURNS	NO	YDS	AVG	FC	LG	TD
D.McAllister	3	69	23.0	0	28	0
Returns	3	69	23.0	0	28	0

Atlanta Falcons

RUSHING	ATT	YDS	AVG	LG	TD
B.Christian	6	40	6.7	13	0
M.Smith	12	7	0.6	7	1
C.Chandler	3	3	1.0	4	0
Total	21	50	2.4	13	1

PASSING	ATT	CMP	YDS	SK/YD	TD	LG	IN	RT
C.Chandler	32	18	233	9/53	0	35	1	56.3
Total	32	18	233	9/53	0	35	1	

PASS RECEIVING	NO	YDS	AVG	LG	TD
B.Finneran	6	92	15.3	35	0
B.Christian	5	50	10.0	22	0
T.Martin	2	23	11.5	13	0
T.Mathis	2	18	9.0	10	0
S.Jefferson	1	20	20.0	20	0
M.Smith	1	17	17.0	17	0
R.Kelly	1	13	13.0	13	0
Total	18	233	12.9	35	0

INTERCEPTIONS	NO	YDS	AVG	LG	TD
Total	0	0	0.0	0	0

PUNTING	NO	YDS	AVG	TB	IN20	LG
C.Mohr	5	257	51.4	0	1	55
Total	5	257	51.4	0	1	55

PUNT RETURNS	NO	YDS	AVG	FC	LG	TD
D.Gordon	3	8	2.7	0	8	0
[DOWNED]	1	0	0.0	0	0	0
[TOUCHBACK]	1	0	0.0	0	0	0
Returns	3	8	2.7	0	8	0

KICKOFF RETURNS	NO	YDS	AVG	FC	LG	TD
D.Vaughn	3	72	24.0	0	26	0
B.Kozlowski	1	14	14.0	0	14	0
[TOUCHBACK]	1	0	0.0	0	0	0
Returns	4	86	21.5	0	26	0

New Orleans Saints

FUMBLES	FUM	OWN-REC	YDS	TD	FORCED	OPP-REC	YDS	TD	OUT-BDS
S.Gleason	0	0	0	0	0	1	0	0	0
W.McGarity	1	0	0	0	0	0	0	0	0
L.Hall	1	0	0	0	0	0	0	0	0
L.Glover	0	0	0	0	1	0	0	0	0
Total	2	0	0	0	1	1	0	0	0

Atlanta Falcons

FUMBLES	FUM	OWN-REC	YDS	TD	FORCED	OPP-REC	YDS	TD	OUT-BDS
D.Vaughn	1	0	0	0	0	1	0	0	0
C.Chandler	2	1	-3	0	0	0	0	0	0
M.Smith	0	1	0	0	0	0	0	0	0
T.Jervey	0	0	0	0	1	0	0	0	0
M.Simoneau	0	0	0	0	1	0	0	0	0
M.Stewart	0	0	0	0	0	1	0	0	0
Total	3	2	-3	0	2	2	0	0	0



2001 GAME REVIEWS

New Orleans Saints vs Atlanta Falcons

12/9/01 at Georgia Dome

Final Team Statistics

	Visitor Saints	Home Falcons
TOTAL FIRST DOWNS	19	20
By Rushing	5	4
By Passing	13	10
By Penalty	1	6
THIRD DOWN EFFICIENCY	6-12-50%	2-11-18%
FOURTH DOWN EFFICIENCY	0-0-0%	0-1-0%
TOTAL NET YARDS	379	230
Total Offensive Plays (inc. times thrown passing)	55	62
Average gain per offensive play	6.9	3.7
NET YARDS RUSHING	114	50
Total Rushing Plays	21	21
Average gain per rushing play	5.4	2.4
Tackles for a loss-number and yards	5-16	4-14
NET YARDS PASSING	265	180
Times thrown - yards lost attempting to pass	3-26	9-53
Gross yards passing	291	233
PASS ATTEMPTS-COMPLETIONS-HAD INTERCEPTED	31-21-0	32-18-1
Avg gain per pass play (inc. # thrown passing)	7.8	4.4
KICKOFFS Number-In End Zone-Touchbacks	5-3-1	3-1-0
PUNTS Number and Average	5-44.0	5-51.4
Had Blocked	0	0
FGs - PATs Had Blocked	0-0	0-0
Net Punting Average	38.4	47.4
TOTAL RETURN YARDAGE (Not Including Kickoffs)	41	8
No. and Yards Punt Returns	3-20	3-8
No. and Yards Kickoff Returns	3-69	4-86
No. and Yards Interception Returns	1-21	0-0
PENALTIES Number and Yards	10-67	10-83
FUMBLES Number and Lost	2-2	3-1
TOUCHDOWNS	4	1
Rushing	2	1
Passing	2	0
EXTRA POINTS Made-Attempts	4-4	1-1
Kicking Made-Attempts	4-4	1-1
FIELD GOALS Made-Attempts	0-0	1-2
RED ZONE EFFICIENCY	2-4-50%	1-3-33%
GOAL TO GO EFFICIENCY	1-2-50%	1-2-50%
SAFETIES	0	0
FINAL SCORE	28	10
TIME OF POSSESSION	26:39	33:21



2001 GAME REVIEWS

Game 13 INDIANAPOLIS 41, FALCONS 27 At Indianapolis, December 16, 2001

The Indianapolis Colts hit the visiting Atlanta Falcons with all of their offensive weapons on their way to a 41-27 victory that dropped the Falcons to a 6-7 record. Colts QB Peyton Manning completed 23 of 35 passes for 325 yards and three touchdowns, rookie RB Dominic Rhodes had 29 carries for 177 yards and two rushing touchdowns and TE Marcus Pollard had five receptions for 101 yards and one touchdown. The Falcons closed to within a touchdown and a two-point conversation early in the fourth quarter following a 35-yard field goal by PK Jay Feely that made the score 28-20. But, on the Colts ensuing drive three-straight runs ended in a touchdown and a 35-20 lead. A 13-yard scramble on a third-and-seven play for a first down by Manning followed by a 35-yard run to the Atlanta 11-yard line by Rhodes put the Colts in position for Rhodes' 11-yard touchdown run. Atlanta answered with a four-play, 66-yard drive that ended with a QB Chris Chandler 11-yard touchdown pass to WR Tony Martin to make it 35-27, but Martin was penalized for taunting after spiking the ball following his score. That penalty forced the Falcons to kickoff from their own 15-yard line and allowed the Colts to start their series at their own 47-yard line. The Colts took advantage of the good field position and moved to the 21-yard line before settling for a field goal and a 38-27 lead. The Colts added one last field goal with just under two minutes left for a 41-27 win. Indianapolis scored on four of its six first half drives to take a 28-14 halftime lead. The Falcons failed to take advantage of key field position in the beginning of the game. The Colts were pinned deep in their own territory on their first two scoring drives, going 84 yards and then 96 yards for a 14-0 lead early in the second quarter. After stopping the Colts on three-straight plays to begin the game, the Falcons fielded a punt at their own 42-yard line and moved inside Colts territory before being stopped at the 48-yard line. The Colts took the early lead on the next series when Manning passed the Colts to the Falcons 11-yard line to set up the first score on an 11-yard run by Rhodes. A 32-yard kickoff return by KR Darrick Vaughn put Atlanta at their own 47-yard line to begin the next set of downs, but once again the Falcons failed to take advantage of the key field position. The Falcons finally got on the scoreboard midway through the second quarter when Chandler completed a third down pass to keep a drive alive that eventually ended with a three-yard touchdown run by FB Bob Christian. Indianapolis attempted to pull away on the next series with a 36-yard pass from Manning to Pollard to get the Colts inside Atlanta territory before Manning finished the drive with a 12-yard touchdown pass to TE Ken Dilger for a 21-7 lead. The Falcons scored on their next series on an 18-yard touchdown pass from Chandler to WR Brian Finneran to close the gap to 21-14 with 1:05 to play in the first half, but the Colts countered when Manning executed a perfect two-minute offense and made it 28-14 at the break with a 19-yard touchdown pass to WR Trevor Insley with just 19 seconds left. The Falcons tried to get back into the game immediately in the second half. After taking the second half kickoff, the Falcons were faced with a fourth-and-five from their own 31-yard line. A successful fake punt resulted in a big gain when P Chris Mohr completed a short pass to Christian, who raced 42 yards to the Colts 27-yard line. The Falcons reached the 18-yard line when RB Maurice Smith was stopped on a fourth-and-inches run up the middle.

Falcons	0	14	3	10	27
Colts	7	21	0	13	41

STARTING LINEUPS

Atlanta Falcons

Offense	Defense
WR 80 T.Martin	LE 97 P.Kerney
LT 70 B.Whitfield	LT 98 T.Hall
LG 63 R.Garza	RT 75 S.Dronett
C 62 T.McClure	RE 91 B.Smith
RG 65 K.Forney	WLB 54 C.Draft
RT 71 T.Clandige	MLB 56 K.Brooking
TE 89 R.Kelly	SLB 94 H.Crockett
WR 81 T.Mathis	RCB 33 A.Ambrose
QB 12 C.Chandler	LCB 34 R.Buchanan
RB 83 A.Crumpler	SS 22 G.McBurrows
FB 44 B.Christian	FS 23 R.Bradford

Indianapolis Colts

Offense	Defense
WR 87 R.Wayne	LE 91 C.Nwokorie
LT 78 T.Glenn	LT 96 J.Williams
LG 76 S.McKinney	RT 62 E.Johnson
C 63 J.Saturday	RE 92 C.Bratzke
RG 71 R.Diem	OLB 53 M.Washington
RT 73 A.Meadows	MLB 98 S.Sword
TE 85 K.Dilger	RLB 56 R.Phillips
WR 88 M.Harrison	LCB 20 J.Burns
QB 18 P.Manning	RCB 27 D.Macklin
RB 33 D.Rhodes	SS 37 C.Cota
TE 81 M.Pollard	FS 28 I.Bashir

SCORING DRIVES

Team	Qtr	Time	Play Description (Extra Point) (Drive Info)	Visitor	Home
Colts	1	9:35	D.Rhodes 11 yd. run (M.Vanderjagt kick) (5-84, 2:42)	0	7
Colts	2	10:50	M.Pollard 1 yd. pass from P.Manning (M.Vanderjagt kick) (13-96, 7:12)	0	14
Falcons	2	7:53	B.Christian 3 yd. run (J.Feely kick) (5-38, 2:57)	7	14
Colts	2	5:06	K.Dilger 12 yd. pass from P.Manning (M.Vanderjagt kick) (5-77, 2:47)	7	21
Falcons	2	1:05	B.Finneran 18 yd. pass from C.Chandler (J.Feely kick) (10-73, 4:01)	14	21
Colts	2	0:19	T.Insley 19 yd. pass from P.Manning (M.Vanderjagt kick) (5-71, 0:46)	14	28
Falcons	3	7:06	J.Feely 35 yd. Field Goal (4-2, 1:24)	17	28
Falcons	4	13:32	J.Feely 32 yd. Field Goal (12-42, 5:03)	20	28
Colts	4	11:06	D.Rhodes 11 yd. run (M.Vanderjagt kick) (5-82, 2:26)	20	35
Falcons	4	9:32	T.Martin 11 yd. pass from C.Chandler (J.Feely kick) (4-66, 1:34)	27	35
Colts	4	7:30	M.Vanderjagt 39 yd. Field Goal (5-32, 2:02)	27	38
Colts	4	1:51	M.Vanderjagt 21 yd. Field Goal (9-55, 2:58)	27	41

2001 GAME REVIEWS

Atlanta Falcons vs Indianapolis Colts

12/16/01 at

Final Individual Statistics

Atlanta Falcons											Indianapolis Colts										
RUSHING											RUSHING										
M.Smith	11	49	4.5	14	0	D.Rhodes	29	177	6.1	35	2										
B.Christian	7	17	2.4	8	1	P.Manning	4	10	2.5	13	0										
C.Chandler	1	0	0.0	0	0																
Total	19	66	3.5	14	1	Total	33	187	5.7	35	2										
PASSING											PASSING										
C.Chandler	39	23	249	6/41	2	21	0	94.9	P.Manning	35	23	325	0/0	3	36	1	112.2				
C.Mohr	1	1	42	0/0	0	42	0	118.8													
Total	40	24	291	6/41	2	42	0		Total	35	23	325	0/0	3	36	1					
PASS RECEIVING											PASS RECEIVING										
T.Martin	7	84	12.0	16	1	M.Pollard	5	101	20.2	36	1										
B.Christian	4	66	16.5	42	0	R.Wayne	5	78	15.6	24	0										
T.Mathis	4	57	14.3	21	0	M.Harrison	5	66	13.2	28	0										
M.Smith	3	20	6.7	13	0	T.Insley	3	53	17.7	22	1										
R.Kelly	3	13	4.3	5	0	D.Rhodes	3	11	3.7	5	0										
B.Finneran	2	36	18.0	18	1	K.Dilger	2	16	8.0	12	1										
A.Crumpler	1	15	15.0	15	0																
Total	24	291	12.1	42	2	Total	23	325	14.1	36	3										
INTERCEPTIONS											INTERCEPTIONS										
A.Ambrose	1	27	27.0	27	0																
Total	1	27	27.0	27	0	Total	0	0	0.0	0	0										
PUNTING											PUNTING										
C.Mohr	4	169	42.3	0	3	46	H.Smith	4	202	50.5	0	0	56								
Total	4	169	42.3	0	3	46	Total	4	202	50.5	0	0	56								
PUNT RETURNS											PUNT RETURNS										
D.Gordon	3	79	26.3	0	67	0	T.Insley	1	8	8.0	2	8	0								
[DOWNED]	1	0	0.0	0	0	0	[DOWNED]	1	0	0.0	0	0	0								
Returns	3	79	26.3	0	67	0	Returns	1	8	8.0	2	8	0								
KICKOFF RETURNS											KICKOFF RETURNS										
D.Vaughn	7	195	27.9	0	42	0	K.McDougal	4	89	22.3	0	25	0								
Q.McCord	1	16	16.0	0	16	0	T.Simmons	2	27	13.5	0	15	0								
Returns	8	211	26.4	0	42	0	Returns	6	116	19.3	0	25	0								

Atlanta Falcons

FUMBLES	FUM	OWN-REC	YDS	TD	FORCED	OPP-REC	YDS	TD	OUT-BDS
C.Chandler	2	1	-2	0	0	0	0	0	0
D.Vaughn	1	1	0	0	0	0	0	0	0
Total	3	2	-2	0	0	0	0	0	0

Indianapolis Colts

FUMBLES	FUM	OWN-REC	YDS	TD	FORCED	OPP-REC	YDS	TD	OUT-BDS
J.Doering	0	0	0	0	1	0	0	0	0
E.Johnson	0	0	0	0	1	0	0	0	0
C.Bratzke	0	0	0	0	0	1	0	0	0
Total	0	0	0	0	2	1	0	0	0



2001 GAME REVIEWS

Atlanta Falcons vs Indianapolis Colts

12/16/01 at

Final Team Statistics

	Visitor Falcons	Home Colts
TOTAL FIRST DOWNS	21	29
By Rushing	2	11
By Passing	15	16
By Penalty	4	2
THIRD DOWN EFFICIENCY	6-15-40%	7-14-50%
FOURTH DOWN EFFICIENCY	1-3-33%	0-0-0%
TOTAL NET YARDS	316	512
Total Offensive Plays (inc. times thrown passing)	65	68
Average gain per offensive play	4.9	7.5
NET YARDS RUSHING	66	187
Total Rushing Plays	19	33
Average gain per rushing play	3.5	5.7
Tackles for a loss-number and yards	2-3	4-7
NET YARDS PASSING	250	325
Times thrown - yards lost attempting to pass	6-41	0-0
Gross yards passing	291	325
PASS ATTEMPTS-COMPLETIONS-HAD INTERCEPTED	40-24-0	35-23-1
Avg gain per pass play (inc.# thrown passing)	5.4	9.3
KICKOFFS Number-In End Zone-Touchbacks	6-1-0	8-0-0
PUNTS Number and Average	4-42.3	4-50.5
Had Blocked	0	0
FGs - PATs Had Blocked	0-0	0-0
Net Punting Average	40.3	30.8
TOTAL RETURN YARDAGE (Not Including Kickoffs)	106	8
No. and Yards Punt Returns	3-79	1-8
No. and Yards Kickoff Returns	8-211	6-116
No. and Yards Interception Returns	1-27	0-0
PENALTIES Number and Yards	7-83	5-63
FUMBLES Number and Lost	3-1	0-0
TOUCHDOWNS	3	5
Rushing	1	2
Passing	2	3
EXTRA POINTS Made-Attempts	3-3	5-5
Kicking Made-Attempts	3-3	5-5
FIELD GOALS Made-Attempts	2-2	2-2
RED ZONE EFFICIENCY	3-6-50%	5-6-83%
GOAL TO GO EFFICIENCY	1-1-100%	1-2-50%
SAFETIES	0	0
FINAL SCORE	27	41
TIME OF POSSESSION	28:50	31:10



2001 GAME REVIEWS

Game 14 FALCONS 33, BUFFALO 30 At Atlanta, December 23, 2001

Placekicker Jay Feely connected on a 52-yard field goal at the buzzer to lift the Falcons to a 33-30 win over the visiting Buffalo Bills to keep the Falcons playoff hopes alive with a 7-7 record. QB Chris Chandler battled flu-like symptoms throughout the game yet still established a Falcons team record with a 431-yard passing performance, eclipsing the old mark of 416 yards passing set by Steve Bartkowski 20 years ago during the 1981 season. Chandler connected with rookie TE Alge Crumpler for a 49-yard touchdown play and a 30-20 Falcons lead early in the fourth quarter to make it appear that Atlanta had taken control of the game. Buffalo answered with a scoring drive that resulted in a 28-yard field goal to narrow the Falcons lead to 30-23 with 3:55 left to play in the game. The Falcons next series stalled at the their own 48-yard line, and Buffalo was able to get the ball back with 2:29 left to play. Buffalo drove all the way to the Atlanta three-yard line before QB Alex Van Pelt tied the game at 30-30 with a three-yard touchdown pass to WR Eric Moulds with just 51 seconds left to play. Buffalo squibbed the ensuing kickoff and TE Brian Kozlowski picked up the ball and lateraled to CB Darrick Vaughn for a 23-yard gain that allowed the Falcons to begin a drive at their own 43-yard line with just 48 seconds left in regulation and only one timeout left. A 16-yard pass from Chandler to WR Brian Finneran gave the Falcons a first down at the Buffalo 34-yard line and Atlanta called timeout with just two seconds left to set up Feely's 52-yard game-winning kick. Up 10-7 after the first quarter on a one-yard touchdown run by Maurice Smith and a 35-yard field goal by Feely sandwiched between a Buffalo touchdown, the Falcons fell behind midway through the second quarter when Chandler's pass from his own 14-yard line was intercepted by LB Brandon Spoon and returned seven yards for a touchdown and a 14-10 Bills lead. Feely was good on a 32-yard field goal on the next series to cut the lead to 14-13, and Atlanta had a chance to take a lead into halftime, but Chandler's pass to WR Tony Martin was intercepted in the end zone with 37 seconds left in the first half. Atlanta took the lead, 16-14, on a 43-yard Feely field goal on their first offensive drive in second half, but Buffalo rookie RB Shawn Bryson scored on the next play after weaving in-and-out of traffic on his way to a 68-yard touchdown run and a 20-16 lead. Chandler connected on touchdown passes of 63 yards to Martin and then 49 yards to Crumpler on consecutive drives to lift Atlanta to a 30-20 lead early in the fourth quarter. Feely connected on four field goals of 35, 32, 43 and then the 52-yard game-winning kick.

Bills	7	7	6	10	30
Falcons	10	3	10	10	33

STARTING LINEUPS

Buffalo Bills			Atlanta Falcons		
Offense		Defense	Offense		Defense
WR 80 E.Moulds	LE 90 P.Hansen	WR 80 T.Martin	LE 97 P.Kemey		
LT 70 J.Fina	LT 97 L.Larsen	LT 70 B.Whitfield	LT 98 T.Hall		
LG 79 R.Brown	RT 98 R.Edwards	LG 63 R.Garza	RT 75 S.Dronett		
C 63 B.Conaty	RE 94 A.Schobel	C 62 T.McClure	RE 99 C.Wiley		
RG 60 J.Ostroski	SLB 53 K.Newman	RG 65 K.Forney	WLB 54 C.Draft		
RT 75 J.Jennings	MLB 58 B.Spoon	RT 74 E.Salaam	MLB 56 K.Brooking		
TE 85 J.Riemersma	WLB 55 J.Foreman	TE 89 R.Kelly	SLB 94 H.Crockett		
WR 81 P.Price	LCB 26 A.Winfield	WR 81 T.Mathis	RCB 33 A.Ambrose		
QB 10 A.Van Pelt	RCB 22 N.Clements	QB 12 C.Chandler	LCB 34 R.Buchanan		
HB 20 T.Henry	SS 39 R.Hill	RB 43 M.Smith	SS 22 G.McBurrows		
FB 37 L.Centers	FS 29 K.Carpenter	TE 83 A.Crumpler	FS 23 R.Bradford		

SCORING DRIVES

Team	Qtr	Time	Play Description (Extra Point) (Drive Info)	Visitor	Home
Falcons	1	8:21	M.Smith 1 yd. run (J.Feely kick) (10-70, 6:39)	0	7
Bills	1	7:02	S.Bryson 15 yd. run (S.Graham kick) (3-58, 1:19)	7	7
Falcons	1	2:18	J.Feely 35 yd. Field Goal (10-61, 4:44)	7	10
Bills	2	6:23	B.Spoon 7 yd. interception return (S.Graham kick)	14	10
Falcons	2	2:28	J.Feely 32 yd. Field Goal (9-68, 3:55)	14	13
Falcons	3	6:04	J.Feely 43 yd. Field Goal (13-50, 7:35)	14	16
Bills	3	5:39	S.Bryson 68 yd. run (pass failed) (1-68, 0:25)	20	16
Falcons	3	1:40	T.Martin 63 yd. pass from C.Chandler (J.Feely kick) (6-88, 3:59)	20	23
Falcons	4	11:56	A.Crumpler 49 yd. pass from C.Chandler (J.Feely kick) (4-61, 2:09)	20	30
Bills	4	3:55	S.Graham 28 yd. Field Goal (14-73, 8:01)	23	30
Bills	4	0:48	E.Moulds 3 yd. pass from A.Van Pelt (S.Graham kick) (11-82, 1:41)	30	30
Falcons	4	0:00	J.Feely 52 yd. Field Goal (5-23, 0:48)	30	33

2001 GAME REVIEWS

Buffalo Bills vs Atlanta Falcons

12/23/01 at Georgia Dome

Final Individual Statistics

Buffalo Bills

RUSHING	ATT	YDS	AVG	LG	TD
S.Bryson	16	130	8.1	68	2
L.Centers	1	50	50.0	50	0
E.Moulds	1	6	6.0	6	0
S.Morris	2	2	1.0	2	0
A.Van Pelt	1	2	2.0	2	0

Total 21 190 9.0 68 2

PASSING	ATT	CMP	YDS	SK/YD	TD	LG	IN	RT
A.Van Pelt	31	17	208	0/0	1	31	0	86.5

Total 31 17 208 0/0 1 31 0

PASS RECEIVING

	NO	YDS	AVG	LG	TD
P.Price	5	73	14.6	29	0
E.Moulds	4	43	10.8	21	1
S.Bryson	3	31	10.3	23	0
L.Centers	3	21	7.0	8	0
R.Germany	2	40	20.0	31	0

Total 17 208 12.2 31 1

INTERCEPTIONS

	NO	YDS	AVG	LG	TD
B.Spoon	1	7	7.0	7	1
N.Clements	1	0	0.0	0	0

Total 2 7 3.5 7 1

PUNTING

	NO	YDS	AVG	TB	IN20	LG
B.Moorman	5	210	42.0	0	1	53

Total 5 210 42.0 0 1 53

PUNT RETURNS

	NO	YDS	AVG	FC	LG	TD
P.Price	0	0	0.0	1	0	0
[DOWNED]	1	0	0.0	0	0	0

Returns 0 0 0.0 1 0 0

KICKOFF RETURNS

	NO	YDS	AVG	FC	LG	TD
A.Black	4	71	17.8	0	27	0
S.Bryson	2	52	26.0	0	32	0
C.Watson	1	30	30.0	0	30	0

Returns 7 153 21.9 0 32 0

Total 0 0 0 0 0 0 0 0 0 0

Atlanta Falcons

FUMBLES

	FUM	OWN-REC	YDS	TD	FORCED	OPP-REC	YDS	TD	OUT-BDS
C.Chandler	1	0	0	0	0	0	0	0	0
B.Whitfield	0	1	0	0	0	0	0	0	0
D.Gordon	1	1	0	0	0	0	0	0	0

Total 2 2 0 0 0 0 0 0 0 0

Atlanta Falcons

RUSHING	ATT	YDS	AVG	LG	TD
R.Thomas	13	41	3.2	8	0
M.Smith	14	23	1.6	5	1
B.Christian	1	3	3.0	3	0
C.Chandler	1	0	0.0	0	0

Total 29 67 2.3 8 1

PASSING	ATT	CMP	YDS	SK/YD	TD	LG	IN	RT
C.Chandler	40	28	431	1/9	2	63	2	101.1

Total 40 28 431 1/9 2 63 2

PASS RECEIVING

	NO	YDS	AVG	LG	TD
T.Matthis	6	66	11.0	21	0
B.Finneran	5	93	18.6	36	0
B.Christian	5	22	4.4	7	0
T.Martin	3	92	30.7	63	1
R.Kelly	3	39	13.0	25	0
A.Crumpler	2	54	27.0	49	1
S.Jefferson	2	22	11.0	15	0
B.Kozlowski	1	43	43.0	43	0
M.Smith	1	0	0.0	0	0

Total 28 431 15.4 63 2

INTERCEPTIONS

	NO	YDS	AVG	LG	TD
	0	0	0.0	0	0

Total 0 0 0.0 0 0

PUNTING

	NO	YDS	AVG	TB	IN20	LG
C.Mohr	2	67	33.5	0	2	34

Total 2 67 33.5 0 2 34

PUNT RETURNS

	NO	YDS	AVG	FC	LG	TD
D.Gordon	4	41	10.3	0	19	0
[DOWNED]	1	0	0.0	0	0	0

Returns 4 41 10.3 0 19 0

KICKOFF RETURNS

	NO	YDS	AVG	FC	LG	TD
D.Vaughn	6	82	13.7	0	20	0

Returns 6 82 13.7 0 20 0



2001 GAME REVIEWS

Buffalo Bills vs Atlanta Falcons

12/23/01 at Georgia Dome

Final Team Statistics

	Visitor Bills	Home Falcons
TOTAL FIRST DOWNS	15	22
By Rushing	6	5
By Passing	8	15
By Penalty	1	2
THIRD DOWN EFFICIENCY	6-12-50%	9-14-64%
FOURTH DOWN EFFICIENCY	0-0-0%	0-0-0%
TOTAL NET YARDS	398	489
Total Offensive Plays (inc. times thrown passing)	52	70
Average gain per offensive play	7.7	7.0
NET YARDS RUSHING	190	67
Total Rushing Plays	21	29
Average gain per rushing play	9.0	2.3
Tackles for a loss-number and yards	1-4	3-6
NET YARDS PASSING	208	422
Times thrown - yards lost attempting to pass	0-0	1-9
Gross yards passing	208	431
PASS ATTEMPTS-COMPLETIONS-HAD INTERCEPTED	31-17-0	40-28-2
Avg gain per pass play (inc. # thrown passing)	6.7	10.3
KICKOFFS Number-In End Zone-Touchbacks	6-0-0	7-1-0
PUNTS Number and Average	5-42.0	2-33.5
Had Blocked	0	0
FGs - PATs Had Blocked	0-0	0-0
Net Punting Average	33.8	33.5
TOTAL RETURN YARDAGE (Not Including Kickoffs)	7	41
No. and Yards Punt Returns	0-0	4-41
No. and Yards Kickoff Returns	7-153	6-82
No. and Yards Interception Returns	2-7	0-0
PENALTIES Number and Yards	12-95	5-43
FUMBLES Number and Lost	0-0	2-0
TOUCHDOWNS	4	3
Rushing	2	1
Passing	1	2
Interceptions	1	0
EXTRA POINTS Made-Attempts	3-4	3-3
Kicking Made-Attempts	3-3	3-3
Passing Made-Attempts	0-1	0-0
FIELD GOALS Made-Attempts	1-1	4-4
RED ZONE EFFICIENCY	2-3-67%	1-4-25%
GOAL TO GO EFFICIENCY	1-2-50%	1-2-50%
SAFETIES	0	0
FINAL SCORE	30	33
TIME OF POSSESSION	24:12	35:48



2001 GAME REVIEWS

Game 15 MIAMI 21, FALCONS 14 At Miami, December 30, 2001

Two defensive stands at the goal line and three controversial plays helped Miami to a 21-14 win to drop the Falcons below .500 with a 7-8 season record. Despite the loss first-round QB Michael Vick, who played following an elbow injury to QB Chris Chandler, showed flashes of his potential, completing 11 of 20 passes for 214 yards with a touchdown and gaining 63 yards rushing on five carries. Among his highlights were a 52-yard pass to WR Brian Finneran and a 23-yard scramble for a first down on a fourth-and-15 play. Vick also made some costly rookie mistakes with a fumble deep in Atlanta territory right before the half that led to an eventual Miami touchdown and then two interceptions in the second half. Two times in the game the Falcons faced a first-and-goal and came up empty handed. Down 21-14 and backed at their own 23-yard line with 5:22 to play, Vick completed a big 34-yard pass to WR Terance Mathis, as the Falcons moved to the Miami four-yard line with 2:29 left in regulation. On third-and-one from the one-yard line, FB Bob Christian appeared to get the ball across the plane of the end zone, but the officials ruled that his knees were down before the ball crossed the goal line. The play was reviewed but the ruling on the field was upheld. On fourth-down from the one with 53 seconds left Christian was stopped short, and the Dolphins ran out the clock to secure the win. Miami's first goal line stance occurred midway through the third quarter when the Falcons were down 21-7. Faced with a third-and-16 from the Atlanta 44-yard line, Vick hit Finneran for a 52-yard completion for a first-and-goal from the Miami four-yard line. On third down from the Miami one-yard line, Vick rolled to his left and hit Christian for an apparent touchdown, but the play was ruled incomplete. Head coach Dan Reeves challenged the play, but the call was upheld and on fourth down RB Maurice Smith was stopped short. Atlanta beat the Dolphins in every phase but the scoreboard. The Falcons out-gained Miami in total yards (388-226), in first downs (21-12), in rushing yards (152-50) and in time of possession (36:52-23:08). Miami's offense was held in check for most of the game, scoring their two offensive touchdowns in the final minute of the first half. One of those drives was a sustained drive and in the other Miami had to drive just 30 yards following a Falcons turnover. Atlanta took an early lead following a two-yard touchdown run by Smith and had a chance to take a 10-0 lead but PK Jay Feely had his 44-yard field goal attempt blocked. The Dolphins tied the game late in the opening period when Chandler had an interception returned 26 yards for a touchdown by FS Brock Marion. Miami took a 14-7 lead following a QB Jay Fiedler 17-yard pass to RB Travis Minor with 1:02 left to play in the first half. Two plays into the Falcons following series Vick fumbled on his own 33-yard line, and Miami took over with just 39 seconds left. Miami WR Chris Chambers caught a nine-yard pass to the Atlanta two to set up a Fiedler two-yard touchdown pass and a 21-7 halftime lead. Chambers appeared to fumble on the play and Atlanta recovered, but the officials blew the whistle and could not review the play. After a scoreless third quarter, Atlanta mounted their comeback with two long drives. Vick converted the fourth-down play with a 23-yard scramble to get inside Miami territory. Two plays later, Vick was intercepted by CB Patrick Surtain, but the Falcons got the ball back when WR Brian Finneran ran from the goal line and chased Surtain down the field before stripping the ball and allowing T Bob Whitfield to recover for Atlanta at the Miami 49-yard line. A 48-yard pass from Vick to WR Shawn Jefferson set up a one-yard touchdown pass to TE Derek Rackley for a 21-14 score. After stopping Miami on their ensuing drive, Atlanta got the ball back with 5:22 to play and a chance to tie the game.

Falcons	7	0	0	7	14
Dolphins	7	14	0	0	21

STARTING LINEUPS

Atlanta Falcons			Miami Dolphins		
Offense		Defense	Offense		Defense
WR 80 T.Martin	LE 97 P.Kerney	WR 86 O.Gadsden	LE 91 L.Bromell		
LT 70 B.Whitfield	LT 98 T.Hall	LT 50 S.Folau	LT 95 T.Bowers		
LG 63 R.Garza	RT 75 S.Dronett	LG 66 H.Irwin	RT 79 K.Mixon		
C 62 T.McClure	RE 91 B.Smith	C 61 T.Ruddy	RE 99 J.Taylor		
RG 65 K.Forney	WLB 54 C.Draft	RG 75 T.Perry	WLB 58 S.Gelyon		
RT 74 E.Salaam	MLB 56 K.Brooking	RT 71 T.Wade	MLB 54 Z.Thomas		
TE 89 R.Kelly	SLB 94 H.Crockett	TE 82 J.Weaver	SLB 52 M.Greenwood		
WR 81 T.Mathis	LCB 34 R.Buchanan	WR 80 J.McKnight	LCB 23 P.Surtain		
QB 12 C.Chandler	RCB 33 A.Ambrose	QB 9 J.Fiedler	RCB 29 S.Madison		
RB 43 M.Smith	SS 21 D.Gordon	RB 26 L.Smith	SS 45 B.Walker		
FB 44 B.Christian	FS 23 R.Bradford	WR 84 C.Chambers	FS 31 B.Marion		

SCORING DRIVES

Team	Qtr	Time	Play Description (Extra Point)	Drive Info	Visitor	Home
Falcons	1	9:02	M.Smith 2 yd. run (J.Feely kick)	(5-29, 2:44)	7	0
Dolphin	1	0:59	B.Marion 26 yd. interception return (O.Mare kick)		7	7
Dolphin	2	1:02	T.Minor 17 yd. pass from J.Fiedler (O.Mare kick)	(9-67, 3:25)	7	14
Dolphin	2	0:08	O.Gadsden 2 yd. pass from J.Fiedler (O.Mare kick)	(4-30, 0:31)	7	21
Falcons	4	9:16	D.Rackley 1 yd. pass from M.Vick (J.Feely kick)	(2-49, 0:41)	14	21

2001 GAME REVIEWS

Atlanta Falcons vs Miami Dolphins
12/30/01 at Pro Player Stadium

Final Individual Statistics

Atlanta Falcons											Miami Dolphins												
RUSHING											RUSHING												
	ATT	YDS	AVG	LG	TD		ATT	YDS	AVG	LG	TD		ATT	YDS	AVG	LG	TD						
M.Vick	5	63	12.6	30	0	T.Minor	9	33	3.7	11	0	M.Smith	15	38	2.5	16	1	J.Fiedler	4	13	3.3	13	0
B.Christian	10	33	3.3	14	0	L.Smith	7	4	0.6	4	0	R.Thomas	7	18	2.6	5	0						
Total	37	152	4.1	30	1	Total	20	50	2.5	13	0												
PASSING											PASSING												
	ATT	CMP	YDS	SK/YD	TD	LG	IN	RT		ATT	CMP	YDS	SK/YD	TD	LG	IN	RT						
M.Vick	20	11	214	3/21	1	52	2	69.6	J.Fiedler	29	16	191	3/15	2	35	1	84.1						
C.Chandler	11	7	51	1/8	0	15	1	36.6															
Total	31	18	265	4/29	1	52	3		Total	29	16	191	3/15	2	35	1							
PASS RECEIVING											PASS RECEIVING												
	NO	YDS	AVG	LG	TD		NO	YDS	AVG	LG	TD		NO	YDS	AVG	LG	TD						
T.Mathis	4	62	15.5	34	0	T.Minor	7	65	9.3	21	1	B.Christian	4	33	8.3	13	0	O.Gadsden	3	15	5.0	8	1
J.Martin	3	24	8.0	17	0	C.Chambers	2	44	22.0	35	0	S.Jefferson	2	57	28.5	48	0	J.Weaver	2	36	18.0	27	0
B.Kozlowski	2	24	12.0	24	0	J.McKnight	2	31	15.5	17	0	B.Finneran	1	52	52.0	52	0						
M.Smith	1	12	12.0	12	0							D.Rackley	1	1	1.0	1	1						
Total	18	265	14.7	52	1	Total	16	191	11.9	35	2												
INTERCEPTIONS											INTERCEPTIONS												
	NO	YDS	AVG	LG	TD		NO	YDS	AVG	LG	TD		NO	YDS	AVG	LG	TD						
R.Buchanan	1	29	29.0	29	0	P.Surtain	2	45	22.5	41	0												
Total	1	29	29.0	29	0	B.Marion	1	26	26.0	26	1												
						Total	3	71	23.7	41	1												
PUNTING											PUNTING												
	NO	YDS	AVG	TB	IN20	LG		NO	YDS	AVG	TB	IN20	LG										
C.Mohr	4	168	42.0	0	0	49	M.Turk	7	262	37.4	0	2	59										
Total	4	168	42.0	0	0	49	Total	7	262	37.4	0	2	59										
PUNT RETURNS											PUNT RETURNS												
	NO	YDS	AVG	FC	LG	TD		NO	YDS	AVG	FC	LG	TD										
C.Hudson	1	4	4.0	0	4	0	J.Ogden	1	30	30.0	1	30	0										
D.Gordon	1	3	3.0	2	3	0	D.Ward	0	0	0.0	1	0	0										
B.Kozlowski	1	0	0.0	0	0	0	[OUT OF BOUNDS]	1	0	0.0	0	0	0										
[DOWNED]	2	0	0.0	0	0	0																	
Returns	3	7	2.3	2	4	0	Returns	1	30	30.0	2	30	0										
KICKOFF RETURNS											KICKOFF RETURNS												
	NO	YDS	AVG	FC	LG	TD		NO	YDS	AVG	FC	LG	TD										
D.Vaughn	3	48	16.0	0	20	0	B.Marion	3	56	18.7	0	24	0										
A.Crumpler	1	10	10.0	0	10	0																	
Returns	4	58	14.5	0	20	0	Returns	3	56	18.7	0	24	0										

Atlanta Falcons

FUMBLES

	FUM	OWN-REC	YDS	TD	FORCED	OPP-REC	YDS	TD	OUT-BDS
M.Vick	1	0	0	0	0	0	0	0	0
G.McBurrows	0	0	0	0	1	1	15	0	0
B.Finneran	0	0	0	0	1	0	0	0	0
B.Whitfield	0	0	0	0	0	1	5	0	0
Total	1	0	0	0	2	2	20	0	0

Miami Dolphins

FUMBLES

	FUM	OWN-REC	YDS	TD	FORCED	OPP-REC	YDS	TD	OUT-BDS
L.Bromell	0	0	0	0	1	0	0	0	0
J.Taylor	0	0	0	0	0	1	3	0	0
J.McKnight	1	0	0	0	0	0	0	0	0
P.Surtain	1	0	0	0	0	0	0	0	0
Total	2	0	0	0	1	1	3	0	0



2001 GAME REVIEWS

Atlanta Falcons vs Miami Dolphins

12/30/01 at Pro Player Stadium

Final Team Statistics

	Visitor Falcons	Home Dolphins
TOTAL FIRST DOWNS	21	12
By Rushing	7	3
By Passing	12	9
By Penalty	2	0
THIRD DOWN EFFICIENCY	6-14-43%	3-12-25%
FOURTH DOWN EFFICIENCY	1-3-33%	0-0-0%
TOTAL NET YARDS	388	226
Total Offensive Plays (inc. times thrown passing)	72	52
Average gain per offensive play	5.4	4.3
NET YARDS RUSHING	152	50
Total Rushing Plays	37	20
Average gain per rushing play	4.1	2.5
Tackles for a loss-number and yards	1-3	2-4
NET YARDS PASSING	236	176
Times thrown - yards lost attempting to pass	4-29	3-15
Gross yards passing	265	191
PASS ATTEMPTS-COMPLETIONS-HAD INTERCEPTED	31-16-3	29-16-1
Avg gain per pass play (inc. # thrown passing)	6.7	5.5
KICKOFFS Number-In End Zone-Touchbacks	3-1-0	4-1-0
PUNTS Number and Average	4-42.0	7-37.4
Had Blocked	0	0
FGs - PATs Had Blocked	1-0	0-0
Net Punting Average	34.5	35.4
TOTAL RETURN YARDAGE (Not Including Kickoffs)	361	301
No. and Yards Punt Returns	3-7	1-30
No. and Yards Kickoff Returns	4-58	3-56
No. and Yards Interception Returns	1-29	3-71
PENALTIES Number and Yards	5-37	5-48
FUMBLES Number and Lost	1-1	2-2
TOUCHDOWNS	2	3
Rushing	1	0
Passing	1	2
Interceptions	0	1
EXTRA POINTS Made-Attempts	2-2	3-3
Kicking Made-Attempts	2-2	3-3
FIELD GOALS Made-Attempts	0-1	0-0
RED ZONE EFFICIENCY	2-5-40%	2-2-100%
GOAL TO GO EFFICIENCY	2-4-60%	0-0-0%
SAFETIES	0	0
FINAL SCORE	14	21
TIME OF POSSESSION	36:52	23:08



2001 GAME REVIEWS

Game 16 ST. LOUIS 31, FALCONS 13 At St. Louis, January 6, 2002

A combination of QB Kurt Warner passing and RB Marshall Faulk running pushed the high-powered St. Louis offense to a 31-13 win over the visiting Falcons to end Atlanta's hopes of finishing with a .500 record. Warner completed 25 of 30 passes for 280 yards with three touchdown passes, and Faulk gained 168 yards rushing on 20 carries. Rookie QB Michael Vick got the start in place of the injured QB Chris Chandler, who was out with an elbow injury suffered the week before. Vick finished with 12 completions on 30 attempts for 176 yards with no touchdowns and one interception. The Falcons offensive line, which allowed seven sacks, was playing without three of its regulars due to injury. In fact, at one point in the game, six rookies were in the offensive lineup. Despite the struggles, Vick helped keep the Falcons in the game until the fourth quarter with some key passes and a 58-yard rushing performance. The Falcons intercepted Warner three times but converted the turnovers into just three points. The Rams scored on two of their first three offensive drives to take a 10-0 first quarter lead. Atlanta got on the scoreboard early in the second quarter after a CB Ray Buchanan interception helped put the Falcons in position for a 49-yard field goal by PK Jay Feely. Warner and company answered by executing a 75-yard drive that ended when he completed a 15-yard touchdown pass to TE Ernie Conwell for a 17-3 lead midway through the second quarter. Vick led the Falcons to the St. Louis 42-yard line on the next drive but lost the ball after being sacked, and the Rams recovered at midfield with 2:16 left to play in the half. DT Travis Hall sacked Warner on two-straight plays to knock the Rams back into their own territory and forced St. Louis into a punting situation. Atlanta started their next series at their own 20-yard line with 1:15 to play. A 45-yard pass to WR Brian Finneran and a 20-yard scramble by Vick on a third-down play helped get Atlanta to the four-yard line before they settled for a Feely 33-yard field goal and a 17-6 deficit at halftime. The Falcons opened the second half with two drives that ended when Atlanta could not convert two third-and-short situations. Then, after a P Chris Mohr punt pinned the Rams at their own 11-yard line Warner put together a successful drive that all but sealed the St. Louis win. After reaching midfield, Warner hit Conwell on the right sideline, and Conwell turned the play into a 47-yard gain to the Atlanta three-yard line. On the next play, Faulk punched it in for a 24-6 Rams lead. CB Darrick Vaughn returned the ensuing kick 96 yards for a touchdown to cut the Rams lead to 24-13, but Feely's kickoff went out of bounds and allowed St. Louis to start at the 40-yard line. The Rams took advantage of the situation and marched to the Falcons eight-yard line before Warner connected with Proehl in the end zone for a 31-13 final.

Falcons	0	6	7	0	13
Rams	10	7	14	0	31

STARTING LINEUPS

Atlanta Falcons				St. Louis Rams			
Offense		Defense		Offense		Defense	
WR 84 S.Jefferson	LE 97 P.Kerney	WR 88 T.Holt	LE 72 C.Ahanotu				
LT 70 B.Whitfield	LT 98 T.Hall	LT 76 Q.Pace	LDT 66 B.Young				
LG 71 T.Claridge	RT 95 E.Jasper	LG 61 T.Nutten	RDT 90 J.Zgonina				
C 63 R.Garza	RE 91 B.Smith	C 67 A.McCollum	RE 98 G.Wistrom				
RG 65 K.Forney	DB 25 E.Williams	RG 62 A.Timmerman	SLB 58 D.Davis				
RT 66 M.Thompson	MLB 56 K.Brooking	RT 50 R.Tucker	MLB 59 L.Fletcher				
TE 83 A.Crumpler	DB 21 D.Gordon	WR 87 R.Proehl	WLB 52 T.Polley				
WR 81 T.Mathis	LC 34 R.Buchanan	WR 80 I.Bruce	LC 35 A.Williams				
QB 7 M.Vick	RC 33 A.Ambrose	QB 13 K.Warner	RC 21 D.McClain				
FB 44 B.Christian	SS 22 G.McBurrows	WR 81 A.Hakim	SS 31 A.Archuleta				
RB 43 M.Smith	FS 23 R.Bradford	RB 28 M.Faulk	FS 20 K.Herring				

SCORING DRIVES

Team	Qtr	Time	Play Description (Extra Point) (Drive Info)	Visitor	Home
Rams	1	10:03	J.Wilkins 24 yd. Field Goal (4-6, 1:31)	0	3
Rams	1	0:48	R.Proehl 12 yd. pass from K.Warner (J.Wilkins kick) (9-82, 5:10)	0	10
Falcons	2	10:03	J.Feely 49 yd. Field Goal (4-1, 1:50)	3	10
Rams	2	5:16	E.Conwell 15 yd. pass from K.Warner (J.Wilkins kick) (8-75, 4:47)	3	17
Falcons	2	0:15	J.Feely 33 yd. Field Goal (10-65, 1:00)	6	17
Rams	3	3:23	M.Faulk 3 yd. run (J.Wilkins kick) (5-89, 2:52)	6	24
Falcons	3	3:07	D.Vaughn 96 yd. kickoff return (J.Feely kick) (0-0, 0:16)	13	24
Rams	3	0:07	R.Proehl 8 yd. pass from K.Warner (J.Wilkins kick) (5-60, 3:00)	13	31

2001 GAME REVIEWS

Atlanta Falcons vs St. Louis Rams 1/6/02 at Dome at America's Center Final Individual Statistics

Atlanta Falcons											St. Louis Rams										
RUSHING											RUSHING										
M.Vick	5	47	7.8	20	0						M.Faulk	20	168	8.4	53	1					
R.Thomas	5	24	4.8	21	0						K.Warner	2	7	3.5	6	0					
M.Smith	8	14	1.8	8	0						T.Candidate	3	5	1.7	3	0					
Q.McCord	2	11	5.5	8	0						A.Hakim	2	5	2.5	5	0					
											R.Proehl	1	5	5.0	5	0					
											T.Holt	1	2	2.0	2	0					
Total	21	96	4.6	21	0						Total	29	192	6.6	53	1					
PASSING											PASSING										
M.Vick	30	12	175	5/27	0	45	1	46.0			K.Warner	30	25	280	2/14	3	47	3	99.3		
Total	30	12	175	5/27	0	45	1				Total	30	25	280	2/14	3	47	3			
PASS RECEIVING											PASS RECEIVING										
S.Jefferson	3	44	14.7	21	0						T.Holt	8	97	12.1	21	0					
B.Kozlowski	3	37	12.3	19	0						E.Cornwell	5	75	15.0	47	1					
T.Mathis	2	20	10.0	15	0						M.Faulk	5	58	11.6	21	0					
B.Finneran	1	45	45.0	45	0						R.Proehl	4	31	7.8	12	2					
M.Smith	1	12	12.0	12	0						A.Hakim	2	14	7.0	8	0					
R.Thomas	1	11	11.0	11	0						I.Bruce	1	5	5.0	5	0					
A.Crumpler	1	7	7.0	7	0						Total	25	280	11.2	47	3					
Total	12	176	14.7	45	0						Total	25	280	11.2	47	3					
INTERCEPTIONS											INTERCEPTIONS										
R.Buchanan	1	16	16.0	16	0						D.McCleon	1	43	43.0	43	0					
A.Ambrose	1	10	10.0	10	0						Total	1	43	43.0	43	0					
C.Wiley	1	1	1.0	1	0						Total	1	43	43.0	43	0					
Total	3	27	9.0	16	0						Total	1	43	43.0	43	0					
PUNTING											PUNTING										
C.Mohr	5	197	39.4	0	3	46					J.Baker	2	99	49.5	1	0	58				
Total	5	197	39.4	0	3	46					Total	2	99	49.5	1	0	58				
PUNT RETURNS											PUNT RETURNS										
[OUT OF BOUNDS]	1	0	0.0	0	0	0					D.Bly	1	8	8.0	3	8	0				
[TOUCHBACK]	1	0	0.0	0	0	0					[DOWNED]	1	0	0.0	0	0	0				
Returns	0	0	0.0	0	0	0					Returns	1	8	8.0	3	8	0				
KICKOFF RETURNS											KICKOFF RETURNS										
D.Vaughn	6	198	33.0	0	96	1					Y.Murphy	3	69	23.0	0	25	0				
Returns	6	198	33.0	0	96	1					[OUT OF BOUNDS]	1	0	0.0	0	0	0				
Returns	6	198	33.0	0	96	1					Returns	3	69	23.0	0	25	0				

Atlanta Falcons

FUMBLES

	FUM	OWN-REC	YDS	TD	FORCED	OPP-REC	YDS	TD	OUT-BDS
R.Buchanan	0	0	0	0	1	0	0	0	0
M.Vick	2	0	0	0	0	0	0	0	0
C.Wiley	0	0	0	0	1	0	0	0	0
Total	2	0	0	0	2	0	0	0	0

St. Louis Rams

FUMBLES

	FUM	OWN-REC	YDS	TD	FORCED	OPP-REC	YDS	TD	OUT-BDS
I.Bruce	1	0	0	0	0	0	0	0	1
B.Young	0	0	0	0	1	0	0	0	0
J.Zgonina	0	0	0	0	0	1	0	0	0
T.Holt	1	0	0	0	0	0	0	0	0
O.Pace	0	1	0	0	0	0	0	0	0
G.Wistrom	0	0	0	0	1	0	0	0	0
L.Little	0	0	0	0	0	1	0	0	0
Total	2	1	0	0	2	2	0	0	1



2001 GAME REVIEWS

Atlanta Falcons vs St. Louis Rams
1/6/02 at Dome at America's Center
Final Team Statistics

	Visitor Falcons	Home Rams
TOTAL FIRST DOWNS	13	23
By Rushing	5	10
By Passing	8	13
By Penalty	0	0
THIRD DOWN EFFICIENCY	4-12-33%	4-9-44%
FOURTH DOWN EFFICIENCY	0-1-0%	1-1-100%
TOTAL NET YARDS	255	458
Total Offensive Plays (inc. times thrown passing)	56	61
Average gain per offensive play	4.6	7.5
NET YARDS RUSHING	96	192
Total Rushing Plays	21	29
Average gain per rushing play	4.6	6.6
Tackles for a loss-number and yards	5-21	1-1
NET YARDS PASSING	159	266
Times thrown - yards lost attempting to pass	5-27	2-14
Gross yards passing	175	280
PASS ATTEMPTS-COMPLETIONS-HAD INTERCEPTED	30-12-1	30-25-3
Avg gain per pass play (inc.# thrown passing)	4.5	8.3
KICKOFFS Number-In End Zone-Touchbacks	4-1-0	6-0-0
PUNTS Number and Average	5-39.4	2-49.5
Had Blocked	0	0
FGs - PATs Had Blocked	0-0	0-0
Net Punting Average	37.8	39.5
TOTAL RETURN YARDAGE (Not Including Kickoffs)	27	51
No. and Yards Punt Returns	0-0	1-8
No. and Yards Kickoff Returns	6-198	3-69
No. and Yards Interception Returns	3-27	1-43
PENALTIES Number and Yards	6-35	1-10
FUMBLES Number and Lost	2-2	2-0
TOUCHDOWNS	1	4
Rushing	0	1
Passing	0	3
Kickoff Returns	1	0
EXTRA POINTS Made-Attempts	1-1	4-4
Kicking Made-Attempts	1-1	4-4
FIELD GOALS Made-Attempts	2-2	1-2
RED ZONE EFFICIENCY	0-1-0%	4-5-80%
GOAL TO GO EFFICIENCY	0-1-0%	2-2-100%
SAFETIES	0	0
FINAL SCORE	13	31
TIME OF POSSESSION	24:53	35:07



2001 PRESEASON REVIEW

PRESEASON GAME #1 PITTSBURGH STEELERS 17, ATLANTA FALCONS 16 August 3, 2001 at the Georgia Dome

The Falcons opened the 2001 preseason by jumping out to a 13-0 halftime lead before Pittsburgh won the battle of the backups with a 17 point second half to take a 17-16 victory. The Falcons first offensive unit drove 74 yards on eight plays to begin the game and took a 7-0 lead on RB Jamal Anderson's two-yard touchdown run. Anderson rushed five times for 25 yards for a 5.0-yard average on the drive. QB Chris Chandler completed two of three passes including a 26-yard pass to WR Tony Martin to set up Anderson's touchdown. The Atlanta offense gained 217 yards in the first half and limited Pittsburgh to just 43 yards in total offense. First-round draft choice QB Michael Vick entered the game in the second offensive drive. He finished the night with five completions on seven attempts for 75 yards. His first completion was a third read, short pass to RB Maurice Smith that turned into a 22-yard pickup. That drive ended in a 24-yard field goal by PK Jake Ariens. Later in the second quarter, QB Eric Zeier entered the game and completed a key 19-yard pass to WR Eugene Baker on a third-and-18 situation to help set up a 32-yard field goal by PK Jay Feely. The Falcons were outgained 218-85 by the Steelers in the second half. Pittsburgh QB Tommy Maddox led the Steelers on two scoring drives, and rookie QB Tee Martin scored on an 18-yard run to push the Steelers in front, 17-13, in the fourth quarter. The Falcons got a 49-yard field goal by Ariens with 4:48 left in the game to round out the scoring.

PRESEASON GAME #2 ATLANTA FALCONS 20, NEW YORK JETS 10 August 11, 2001 at Giants Stadium

The Atlanta Falcons improved to a 1-1 record in the preseason with a 20-10 victory over the New York Jets at Giants Stadium. The Falcons were in position to take a 10-0 lead into halftime but a 53-yard touchdown pass from Jets QB Chad Pennington to WR Desmond Kitchens, despite a line of three Falcons safeties in the end zone, put the Jets on the board as time expired. The Falcons took the lead when QB Doug Johnson helped take advantage of a blocked field goal that gave the Falcons the ball at the Jets 47-yard line. After moving to the 21-yard line, Johnson connected on a 21-yard touchdown strike to WR Eugene Baker for a 7-0 lead. With just over three minutes to play in the first half, Johnson completed a 20-yard pass to WR Brian Finneran to convert a third-and-13 situation and help set up a 30-yard field goal by PK Jay Feely. The Falcons opened the third quarter with a 50-yard scoring drive that culminated in a 22-yard touchdown run around the left end by RB Maurice Smith to give the Falcons a 17-7 lead. The play was set up by a 17-yard scramble by QB Michael Vick on a third-and-14 situation. The Jets had a 25-yard field goal later in the third quarter, and Feely rounded out the scoring for the Falcons with a 39-yard field goal in the fourth quarter. RB Jamal Anderson had an impressive 10 carries for 39 yards in first half action. Johnson finished with eight completions on 16 attempts for 98 yards in leading the team on two scoring drives. Vick completed three of six pass attempts for 24 yards but showcased his athletic ability on the 17-yard scramble and stood firm in the pocket during his first pass attempt. He completed a slant pass to WR Shawn Jefferson for a 13-yard pickup on a third-and-three situation as Jets pass-rushing ace John Abraham laid a devastating hit on him.

2001 PRESEASON REVIEW

PRESEASON GAME #3

ATLANTA FALCONS 27, WASHINGTON REDSKINS 6

August 17, 2001 at FedEx Field

In their first visit to FedEx Field in Washington, the Falcons broke out to a 24-6 first half lead in a 27-6 win over the Redskins. With the first unit playing the entire first half the Falcons intercepted three first half passes and combined that with QB Chris Chandler's ability to complete the deep ball to take to a 17-0 first quarter lead. CB Ray Buchanan helped set up two scores with two picks, one of which was returned 31 yards for a touchdown. Buchanan's first interception came midway through the opening period when he picked off a Redskins pass at the Washington 20-yard line to help set up a 43-yard field goal by PK Jake Ariens. On the Falcons next series, Chandler fed a perfect deep ball to WR Shawn Jefferson for a 46-yard gain to the Redskins one-yard line. RB Jamal Anderson followed FB Bob Christians' key block into the end zone on the next play for a 10-0 Atlanta lead. The Redskins ensuing drive ended on their first play from scrimmage when Buchanan stepped in front of WR Michael Westbrook to intercept a pass and then raced 31 yards untouched for a touchdown and a commanding 17-0 Falcons lead. The Redskins got on the board in the second quarter on a 38-yard touchdown run up the middle by RB Ki-Jana Carter. The Washington comeback efforts were negated on their next series when rookie LB Matt Stewart tipped a pass that was intercepted by S Marty Carter at the Redskins 29-yard line. The Falcons moved to the five-yard line where Chandler completed a swing pass to Anderson for a five-yard touchdown and a 24-6 lead. Rookie QB Michael Vick opened up the third quarter and had a 28-yard run to push the Falcons deep into Redskins territory before a RB Rodney Thomas fumble ended the drive. Vick finished with three completions on seven attempts for 22 yards. QB Doug Johnson wrapped up the end of the third quarter and the fourth quarter. He helped set up the Falcons final points with a drive that ended with a 44-yard field goal by Ariens. Ariens, who returned to action following a groin injury, was impressive with two 40-plus field goals. DT Shane Dronett blocked a field goal attempt in the first quarter, and DT Travis Hall blocked an extra point attempt in the second quarter.

PRESEASON GAME #4

ATLANTA FALCONS 36, TAMPA BAY 7

August 31, 2001 at Georgia Dome

The Atlanta Falcons clinched a winning preseason with an impressive victory, routing the visiting Tampa Bay Buccaneers 36-7, to finish with a 3-1 record. Backup RB Maurice Smith helped the Falcons chalk up 211 rushing yards behind a 12-carry 89-yard performance with two touchdowns, and the Falcons defense forced three turnovers, including an early interception in the end zone to stop a Buccaneers drive. QB Chris Chandler completed five-of-nine passes for 96 yards with an interception and engineered two scoring drives before leaving the game in the second quarter. QB Michael Vick played in the second quarter, completing four-of-eight passes and showed his speed, rushing two times for 23 yards. In one of the closest battles of the preseason, both Falcons placekickers made impressions. Jay Feely had field goals of 38, 40 and 35 yards, and Jake Ariens had field goals of 23 and 40 yards. The Buccaneers started off fast with two drives deep into Falcons territory. The first drive ended when LB Chris Draft picked off QB Brad Johnson in the end zone. The Buccaneers took an early lead on their next series when they intercepted Chandler and then converted the turnover into an 18-yard touchdown pass from Johnson to WR Keyshawn Johnson. The Falcons then built a 16-7 halftime lead, and scored 20 points in the second half for a 36-7 final. The Falcons outgained the Buccaneers 365 total yards to 171 and limited Tampa to just seven first downs compared to the Falcons 25.

2001 GAME-BY-GAME OFFENSIVE STARTERS

	WR	LT	LG	C	RG	RT	TE	WR	QB	RB	FB
@SF	Martin	Whitfield	Hallen	McClure	Forney	Claridge	Kelly	Mathis	Chandler	Anderson	Christian
CAR	Martin	Whitfield	Hallen	McClure	Claridge	Salaam	Kelly	Mathis	Chandler	Anderson	Crumpler (TE)
@ARI	Jefferson	Whitfield	Hallen	McClure	Claridge	Salaam	Kelly	Mathis	Chandler	Anderson	Crumpler (TE)
CHI	Jefferson	Whitfield	Hallen	McClure	Claridge	Salaam	Kelly	Mathis	Chandler	M.Smith	Crumpler (TE)
SF	Jefferson	Whitfield	Hallen	McClure	Claridge	Salaam	Kelly	Mathis	Chandler	M.Smith	Crumpler (TE)
@NO	Jefferson	Whitfield	Hallen	McClure	Claridge	Salaam	Finneran	Mathis	Chandler	M.Smith	Christian
NE	Jefferson	Whitfield	Hallen	McClure	Claridge	Salaam	Kelly	Mathis	Chandler	M.Smith	Crumpler (TE)
DAL	Martin	Whitfield	Hallen	McClure	Claridge	Salaam	Kelly	Mathis	Vick	M.Smith	Crumpler (TE)
@GB	Martin	Whitfield	Hallen	McClure	Claridge	Salaam	Crumpler	Mathis	Chandler	M.Smith	Christian
@CAR	Martin	Whitfield	Hallen	McClure	Forney	Salaam	Kelly	Mathis	Chandler	M.Smith	Crumpler (TE)
STL	Crumpler	Whitfield	Hallen	McClure	Forney	Salaam	Kelly	Mathis	Chandler	M.Smith	Christian
NO	Martin	Whitfield	Hallen	McClure	Forney	Salaam	Kelly	Mathis	Chandler	M.Smith	Christian
@IND	Martin	Whitfield	Garza	McClure	Forney	Claridge	Kelly	Mathis	Chandler	Christian	Crumpler (TE)
BUF	Martin	Whitfield	Garza	McClure	Forney	Salaam	Kelly	Mathis	Chandler	M.Smith	Crumpler (TE)
@MIA	Martin	Whitfield	Garza	McClure	Forney	Salaam	Kelly	Mathis	Chandler	M.Smith	Christian
@STL	Jefferson	Whitfield	Claridge	Garza	Forney	Thompson	Crumpler	Mathis	Vick	M.Smith	Christian

2001 GAME-BY-GAME DEFENSIVE STARTERS

	LE	LT	RT	RE	OLB	ILB	OLB	OLB	ILB	OLB	LCB	RCB	SS	FS
@SF	Kerney	Hall	Dronett	B. Smith	Draft	Brooking	Crockett	Crockett	Brooking	Crockett	Buchanan	Ambrose	Carter	Hudson
CAR	Kerney	Hall	Dronett	B. Smith	Draft	Brooking	Crockett	Crockett	Brooking	Crockett	Buchanan	Ambrose	Carter	Bradford
@ARI	Kerney	Hall	Dronett	B. Smith	Draft	Brooking	Crockett	Crockett	Brooking	Crockett	Buchanan	Ambrose	Carter	Bradford
CHI	Kerney	Hall	Dronett	B. Smith	Simoneau	Brooking	Crockett	Crockett	Brooking	Crockett	Buchanan	Ambrose	Carter	Bradford
SF	Kerney	Hall	Dronett	B. Smith	Simoneau	Brooking	Crockett	Crockett	Brooking	Crockett	Buchanan	Ambrose	Carter	Bradford
@NO	Kerney	Hall	Dronett	B. Smith	Simoneau	Brooking	Crockett	Crockett	Brooking	Crockett	Buchanan	Ambrose	McBurrows	Bradford
NE	Kerney	Hall	Dronett	B. Smith	Draft	Brooking	Crockett	Crockett	Brooking	Crockett	Buchanan	Ambrose	McBurrows	Hudson
DAL	Kerney	Hall	Dronett	B. Smith	Draft	Brooking	Crockett	Crockett	Brooking	Crockett	Buchanan	Ambrose	McBurrows	Bradford
@GB	Kerney	Hall	Dronett	B. Smith	Draft	Brooking	Crockett	Crockett	Brooking	Crockett	Buchanan	Ambrose	McBurrows	Bradford
@CAR	Kerney	Hall	Dronett	B. Smith	Draft	Brooking	Crockett	Crockett	Brooking	Crockett	Buchanan	Ambrose	Carty	Bradford
STL	Kerney	Hall	Dronett	B. Smith	Simoneau	Brooking	Crockett	Crockett	Brooking	Crockett	Buchanan	Ambrose	Carty	Bradford
NO	Kerney	Hall	Dronett	B. Smith	Simoneau	Brooking	Crockett	Crockett	Brooking	Crockett	Buchanan	Ambrose	McBurrows	Bradford
@IND	Kerney	Hall	Dronett	B. Smith	Draft	Brooking	Crockett	Crockett	Brooking	Crockett	Buchanan	Ambrose	McBurrows	Bradford
BUF	Kerney	Hall	Dronett	Wiley	Draft	Brooking	Crockett	Crockett	Brooking	Crockett	Buchanan	Ambrose	McBurrows	Bradford
@MIA	Kerney	Hall	Dronett	B. Smith	Draft	Brooking	Crockett	Crockett	Brooking	Crockett	Buchanan	Ambrose	Gordon	Bradford
@STL	Kerney	Hall	Jasper	B. Smith	Gordon	Brooking	Williams	Williams	Brooking	Williams	Buchanan	Ambrose	McBurrows	Bradford

2001 GAME-BY-GAME OFFENSIVE STATISTICS

Game	First Downs					3rd Dwn PCT.	Total Offense		Rushing		Passing			Penalties No-Yards	Fumbles No-Lost	Punting No-Avg	T.O.P
	T	R	P	PN	1		Plays	Yards	Att	Yds	Net	Sacks	Gross				
@SF	13	6	6	1	1	55	241	31	134	107	2-14	121	22-11-0-0	3-25	1-0	6-37.3	30:27
CAR	16	6	8	2	2	46	377	28	121	256	2-15	271	16-13-1-2	1-5	2-1	2-33.5	27:30
@ARI	21	9	12	0	0	64	379	34	111	268	2-18	286	28-20-0-3	9-98	2-0	4-37.5	37:40
CHI	19	6	11	2	2	61	335	25	103	232	6-29	261	30-19-3-0	6-55	3-2	3-34.3	33:12
SF	21	5	12	4	4	62	342	24	88	254	2-14	268	36-19-1-2	4-30	1-0	5-43.2	31:47
@NO	12	4	8	0	0	53	297	30	124	173	2-12	185	21-15-1-2	5-34	1-1	4-35.5	29:45
NE	11	3	6	2	2	57	244	19	140	104	9-47	151	29-10-1-1	7-55	0-0	6-37.8	26:22
DAL	12	5	5	2	2	52	201	33	155	46	3-9	55	16-7-0-2	2-10	2-1	4-32.8	26:54
@GB	25	5	19	1	1	78	417	25	82	335	3-17	352	50-29-2-2	9-70	2-0	4-42.8	36:25
@CAR	13	8	5	0	0	64	239	33	145	94	4-38	132	27-14-0-0	4-30	1-0	9-35.7	32:34
STL	20	5	13	2	2	71	320	30	128	192	4-25	217	37-21-1-0	7-61	1-1	2-35.0	35:24
NO	19	4	10	5	5	62	230	21	50	180	9-53	233	32-18-1-0	10-83	3-1	5-51.4	33:21
@IND	21	2	15	4	4	65	316	19	66	250	6-41	291	40-24-0-2	7-83	3-1	4-42.3	28:50
BUF	23	5	16	2	2	70	489	29	67	422	1-9	431	40-28-2-2	5-41	2-0	2-33.5	35:48
@MIA	21	7	12	2	2	72	388	37	152	236	4-29	265	31-18-3-1	5-37	1-1	4-42.0	36:52
@STL	13	5	8	0	0	56	255	21	96	149	5-27	176	30-12-1-0	6-35	2-2	5-39.4	24:53

2001 GAME-BY-GAME DEFENSIVE STATISTICS

Game	First Downs			3rd Dwn	Total Offense		Rushing		Passing			Penalties	Fumbles	Punting	T.O.P		
	T	R	P		PN	PCT.	Plays	Yards	Att	Yds	Net					Sacks	Gross
@SF	20	5	15	0	38%	70	429	28	105	324	2-11	335	40-26-1-1	6-60	0-0	5-30.8	33:37
CAR	18	5	13	0	65%	64	359	21	89	270	2-6	276	41-27-0-0	7-54	2-1	2-36.5	32:30
@ARI	21	5	11	5	38%	54	335	15	90	245	4-31	276	35-23-3-1	3-30	1-1	3-43.7	22:20
CHI	15	5	8	2	36%	52	300	24	79	221	1-9	230	27-18-2-2	5-67	0-0	4-42.8	26:48
SF	27	10	16	1	67%	77	517	35	187	330	1-2	332	41-27-0-3	8-70	4-2	4-49.3	36:57
@NO	16	4	11	1	41%	68	272	24	63	209	5-40	249	39-23-1-1	3-25	1-0	6-40.3	30:15
NE	21	9	11	1	47%	68	371	34	135	236	3-14	250	31-21-0-3	7-60	3-2	6-40.2	33:38
DAL	15	6	7	2	42%	58	303	33	207	96	3-18	114	22-14-1-1	4-41	3-1	4-43.3	33:06
@GB	14	2	11	1	45%	50	313	19	70	243	2-19	262	29-16-3-2	3-25	2-1	4-47.8	23:35
@CAR	14	6	8	0	38%	63	247	28	96	151	4-20	171	31-17-2-0	6-30	1-0	7-54.7	27:26
STL	19	3	14	2	57%	45	422	20	89	333	2-9	342	23-17-0-4	12-107	0-0	3-41.7	24:36
NO	19	5	13	1	50%	55	379	21	114	265	3-26	291	31-21-0-2	9-67	2-2	5-44.0	26:39
@IND	29	11	16	2	50%	68	512	33	187	325	0-0	325	35-23-1-3	5-63	0-0	4-50.5	31:10
BUF	15	6	8	1	50%	52	398	21	190	208	0-0	208	31-17-0-1	12-95	0-0	5-42.0	24:12
@MIA	12	3	9	0	25%	52	226	20	50	176	3-15	191	29-16-1-2	5-48	2-2	7-37.4	23:08
@STL	23	10	13	0	44%	61	458	29	192	266	2-14	280	30-25-3-3	1-10	2-0	2-49.5	35:07

2001 GAME-BY-GAME PASSING STATISTICS

Game	Score		Chris Chandler					Michael Vick												
	Att	Opp	Att	Comp	%	Gross	Net	Long	TD	Int	Rate	Att	Comp	%	Gross	Net	Long	TD	Int	Rate
9/3 @SF	13	16	18	11	61.1	121	107	27	0	0	81	4	0	0	0	0	0	0	0	39.6
9/23 CAR	24	16	14	11	78.8	244	240	94T	2	1	128.6	2	2	100	27	16	18	0	0	118.8
9/30 @ARZ	34	14	28	20	71.4	286	268	79T	3	0	139.9	18	12	66.7	186	158	30	0	0	100.7
10/7 CHI	3	31	12	7	58.3	75	74	22	0	3	37.2									
10/14 SF	31	37	36	19	52.8	268	254	47T	2	1	84									
10/21 @NO	20	13	20	14	70	187	175	57T	2	1	111.9	9	2	22.2	56	41	50	0	0	53
11/4 NE	10	24	20	8	40	95	63	19T	1	1	51	12	4	33.3	32	27	11	1	0	70.1
11/11 DAL	20	13				Inactive-3rd QB														
11/18 @GB	23	20	50	29	58	352	335	27	2	2	76.4									
11/25 @CAR	10	7	27	14	51.9	132	94	21	0	0	65.7	18	7	38.9	94	78	20	0	0	56.2
12/2 STL	6	35	18	14	77.8	123	123	24	0	1	72									
12/9 NO	10	28	32	18	56.3	233	180	35	0	1	66.3									
12/16 @IND	27	41	39	23	58.9	249	208	21	2	0	94.9	20	11	55	214	193	52	1	2	69.6
12/23 BUF	33	30	40	28	70	431	422	63T	2	2	101.1	30	12	40	175	148	45	0	1	46
12/30 @MIA	14	21	11	7	63.6	51	43	15	0	1	36.6	113	50	44.2	784	661	52	2	3	62.7
1/6 @STL	13	31				Inactive-3rd QB														
TOTALS	291	377	365	223	61.1	2847	2586	94T	16	14	84.1									
Game	Score		Doug Johnson					Chris Mohr												
	Att	Opp	Att	Comp	%	Gross	Net	Long	TD	Int	Rate	Att	Comp	%	Gross	Net	Long	TD	Int	Rate
9/3 @SF	13	16				Inactive-3rd QB														
9/23 CAR	24	14	0	0	0	Inactive-3rd QB														
9/30 @ARZ	34	14	0	0	0	0	0	0	0	0										
10/7 CHI	3	31				Inactive-3rd QB														
10/14 SF	31	37				Inactive-3rd QB														
10/21 @NO	20	13				Inactive-3rd QB														
11/4 NE	10	24	4	3	75	23	19	14	1	0	128.1	1	1	100	-2	-2	42	0	0	79.2
11/11 DAL	20	13				Inactive-3rd QB														
11/18 @GB	23	20				Inactive-3rd QB														
11/25 @CAR	10	7	1	0	0	0	-9	0	0	0	39.6									
12/2 STL	6	35				Inactive-3rd QB														
12/9 NO	10	28				Inactive-3rd QB														
12/16 @IND	27	41				Inactive-3rd QB														
12/23 BUF	33	30				Inactive-3rd QB														
12/30 @MIA	14	21				Inactive-3rd QB														
1/6 @STL	13	31				DNP														
TOTALS	291	377	5	3	60	23	10	14	1	0	110.8	2	2	100	40	40	42	0	0	118.8

2001 GAME-BY-GAME RECEIVING STATISTICS

Game	Score		T. Martin			T. Mathis			S. Jefferson			B. Christian										
	All	Opp	RecYds	Avg	LG	TD	RecYds	Avg	LG	TD	RecYds	Avg	LG	TD								
9/3 @SF	13	16	4	66	16.5	27	0	3	26	8.7	12	0	2	20	10	15	0					
9/23 CAR	24	16	2	30	15	18	1	3	34	17	18	0	1	9	9	0	0					
9/30 @ARZ	34	14		Inactive				5	49	9.8	17	2	0	2	19	9.5	10	0				
10/7 CHI	3	31		Inactive				4	51	12.8	14	0	0	2	24	12	14	0				
10/14 SF	31	37		Inactive				4	50	12.5	19	0	0	3	15	5	8	1				
10/21 @NO	20	13		Inactive				2	28	14	17	0	1	1	-3	-3	0	0				
11/4 NE	10	24	3	49	16.3	19	0	1	2	-2	-2	0	2	2	15	7.5	9	0				
11/11 DAL	20	13	1	11	11	11	0	1	5	5	5	0	0	0	0	0	0	0				
11/18 @GB	23	20	3	42	14	15	0	7	70	10	18	0	2	5	62	12.4	21	1				
11/25 @CAR	10	7	3	30	10	15	0	1	4	4	4	0	2	5	44	8.8	20	0				
12/2 STL	6	35	6	97	16.2	24	0	3	26	8.7	17	0	1	4	16	4	8	0				
12/9 NO	10	28	2	23	11.5	13	0	2	18	9	10	0	1	5	50	10	22	0				
12/16 @IND	27	41	7	84	12	16	1	4	57	14.3	21	0	0	4	66	16.5	42	0				
12/23 BUF	33	30	3	92	30.7	63	1	6	66	10.7	21	0	2	5	22	4.4	7	0				
12/30 @MIA	14	21	3	24	8	17	0	4	62	15.5	34	0	2	4	33	8.3	13	0				
1/6 @STL	13	31	-	-	-	-	-	2	20	10	15	0	3	0	0	0	0	0				
TOTALS	291	377	37	548	14.8	63	3	51	564	11.1	34	2	37	539	14.6	48	2	45	392	8.7	42	2

Game	Score		B. Kozlowski			J. Feely			J. Anderson								
	All	Opp	RecYds	Avg	LG	TD	RecYds	Avg	LG	TD	RecYds	Avg	LG	TD			
9/3 @SF	13	16	0	0	0	0	0	0	0	0	0	0	0	0			
9/23 CAR	24	16	4	86	21.5	46	0	0	0	0	0	0	8	8			
9/30 @ARZ	34	14	0	0	0	0	0	0	0	0	0	0	1	94			
10/7 CHI	3	31	0	0	0	0	0	0	0	0	0	0	94	1			
10/14 SF	31	37	0	0	0	0	0	0	0	0	0	0	9	0			
10/21 @NO	20	13	0	0	0	0	0	1	-2	-2	0	0	IR	IR			
11/4 NE	10	24	0	0	0	0	0	0	0	0	0	0	IR	IR			
11/11 DAL	20	13	1	1	1	1	1	0	0	0	0	0	IR	IR			
11/18 @GB	23	20	3	58	19.3	27	0	0	0	0	0	0	IR	IR			
11/25 @CAR	10	7	0	0	0	0	0	0	0	0	0	0	IR	IR			
12/2 STL	6	35	1	21	21	21	0	0	0	0	0	0	IR	IR			
12/9 NO	10	28	0	0	0	0	0	0	0	0	0	0	IR	IR			
12/16 @IND	27	41	0	0	0	0	0	0	0	0	0	0	IR	IR			
12/23 BUF	33	30	1	43	43	43	0	0	0	0	0	0	IR	IR			
12/30 @MIA	14	21	2	24	12	24	0	0	0	0	0	0	IR	IR			
1/6 @STL	13	31	3	37	12.3	19	0	0	0	0	0	0	IR	IR			
TOTALS	291	377	15	270	18	46	1	1	-2	-2	-2	0	3	111	37	94	1



2001 GAME-BY-GAME RECEIVING STATISTICS (CONTINUED)

Game	Score		A. Crumpler			R. Kelly			M. Smith			B. Finneran										
	Atl	Opp	RecYds	Avg	LG	TD	RecYds	Avg	LG	TD	RecYds	Avg	LG	TD								
9/3 @SF	13	16	0	0	0	0	0	0	0	0	0	0	0	0								
9/23 CAR	24	16	2	13	6.5	9	0	5	0	0	0	0	0	0								
9/30 @ARZ	34	14	0	0	0	0	0	28	9.3	14	0	0	0	0								
10/7 CHI	3	31	2	46	23	30	0	1	5	5	0	0	0	0								
10/14 SF	31	37	2	58	29	47	1	1	9	9	0	0	0	0								
10/21 @NO	20	13	5	78	15.6	57T	1	0	0	0	0	0	0	0								
11/4 NE	10	24	2	20	10	13	0	0	0	0	0	0	0	0								
11/11 DAL	20	13	1	9	9	9T	1	1	7	7	0	0	0	0								
11/18 @GB	23	20	2	10	5	6	0	0	Inactive	0	0	0	0	0								
11/25 @CAR	10	7	2	9	4.5	6	0	0	0	0	0	0	0	0								
12/2 STL	6	35	3	11	3.7	6	0	2	23	11.5	14	0	0	0								
12/9 NO	10	28	0	0	0	0	0	1	13	13	13	0	0	0								
12/16 @IND	27	41	1	15	15	15	0	3	13	4.3	5	0	0	0								
12/23 BUF	33	30	2	54	27	49T	1	3	39	13	25	0	0	0								
12/30 @MIA	14	21	0	0	0	0	0	0	0	0	0	0	0	0								
1/6 @STL	13	31	1	7	7	7	0	0	0	0	0	0	0	0								
TOTALS	291	377	25	330	13.2	57T	3	16	142	8.9	25	0	19	230	12.1	79T	1	23	491	21.3	52	3
Game	Score		Q. McCard			R. Thomas			D. Rackley													
	Atl	Opp	RecYds	Avg	LG	TD	RecYds	Avg	LG	TD	RecYds	Avg	LG	TD								
9/3 @SF	13	16	Inactive				Inactive				0	0	0	0	0							
9/23 CAR	24	16	Inactive				Inactive				0	0	0	0	0							
9/30 @ARZ	34	14	0	0	0	0	0	0	0	0	0	0	0	0	0							
10/7 CHI	3	31	3	53	17.7	26	0	0	0	0	0	0	0	0	0							
10/14 SF	31	37	0	0	0	0	0	1	15	15	15	0	0	0	0							
10/21 @NO	20	13	0	0	0	0	0	0	0	0	0	0	0	0	0							
11/4 NE	10	24	0	0	0	0	0	0	DNP													
11/11 DAL	20	13	Inactive				0	0	0	0	0	0	0	0	0							
11/18 @GB	23	20	Inactive				0	0	0	0	0	0	0	0	0							
11/25 @CAR	10	7	Inactive				0	0	0	0	0	0	0	0	0							
12/2 STL	6	35	Inactive				0	0	0	0	0	0	0	0	0							
12/9 NO	10	28	Inactive				0	0	0	0	0	0	0	0	0							
12/16 @IND	27	41	0	0	0	0	0	0	0	0	0	0	0	0	0							
12/23 BUF	33	30	0	0	0	0	0	0	0	0	0	0	0	0	0							
12/30 @MIA	14	21	0	0	0	0	0	0	0	0	0	0	0	0	0							
1/6 @STL	13	31	0	0	0	0	0	1	11	11	11	0	0	0	0							
TOTALS	291	377	3	53	17.7	26	0	2	26	13	15	0	1	1	1T	1						



2001 GAME-BY-GAME RUSHING STATISTICS

Game	Score		J. Anderson			M. Vick			C. Chandler			M. Smith			B. Christian							
	Att	Opp	Att	Yds	Avg	LG	TD	Att	Yds	Avg	LG	TD	Att	Yds	Avg	LG	TD					
9/3 @SF	13	16	26	86	3.3	14	1	2	32	16	25	0	0	0	0	0	0	0				
9/23 CAR	24	16	25	98	3.9	11	0	3	23	7.7	12	1	0	0	0	0	0	0				
9/30 @ARZ	34	14	4	6	1.5	4	0	5	18	3.6	18	0	0	0	0	0	0	0				
10/7 CHI	3	31			IR					DNP			1	2	2	2	4	4				
10/14 SF	31	37			IR			1	22	11	22	0	0	0	0	0	0	0				
10/21 @NO	20	13			IR			3	9	3	6	0	0	0	0	0	0	0				
11/4 NE	10	24			IR			1	6	6	6	0	0	0	0	0	0	0				
11/11 DAL	20	13			IR			2	4	2	5	0	0	0	0	0	0	0				
11/18 @GB	23	20			IR					DNP			2	-1	-0.5	0	0	0				
11/25 @CAR	10	7			IR			5	6	1.2	7	0	0	0	0	0	0	0				
12/2 STL	6	35			IR			6	52	8.7	20	0	0	0	0	0	0	0				
12/9 NO	10	28			IR			3	21	7	13	0	0	0	0	0	0	0				
12/16 @IND	27	41			IR			3	3	1	4	0	0	0	0	0	0	0				
12/23 BUF	33	30			IR			1	0	0	0	0	0	0	0	0	0	0				
12/30 @MIA	14	21			IR			0	0	0	0	0	0	0	0	0	0	0				
1/6 @STL	13	31			IR			5	63	12.6	30	0	0	0	0	0	0	0				
								6	47	7.8	20	0	0	0	0	0	0	0				
TOTALS	291	377	55	190	3.5	14	1	31	289	9.3	35	1	25	84	3.4	22	0	237	760	3.2	58	5

Game	Score		T. Jervey			D. Johnson			R. Thomas			Q. McCord										
	Att	Opp	Att	Yds	Avg	LG	TD	Att	Yds	Avg	LG	TD	Att	Yds	Avg	LG	TD					
9/3 @SF	13	16	0	0	0	0	0															
9/23 CAR	24	16	0	0	0	0	0															
9/30 @ARZ	34	14	3	6	2	2	0	4	13	3.3	8	0	0	0	0	0	0					
10/7 CHI	3	31	0	0	0	0	0															
10/14 SF	31	37	0	0	0	0	0						1	8	8	0	0					
10/21 @NO	20	13	0	0	0	0	0						0	0	0	0	0					
11/4 NE	10	24	0	0	0	0	0						2	4	2	2	0					
11/11 DAL	20	13	0	0	0	0	0						0	0	0	0	0					
11/18 @GB	23	20	0	0	0	0	0	1	-1	-1	-1	0	0	0	0	0	0					
11/25 @CAR	10	7	0	0	0	0	0						0	0	0	0	0					
12/2 STL	6	35	0	0	0	0	0						0	0	0	0	0					
12/9 NO	10	28	0	0	0	0	0						3	4	1.3	3	0					
12/16 @IND	27	41	0	0	0	0	0						6	27	4.5	15	0					
12/23 BUF	33	30	0	0	0	0	0						0	0	0	0	0					
12/30 @MIA	14	21	0	0	0	0	0						13	41	3.2	8	0					
1/6 @STL	13	31	0	0	0	0	0						7	18	2.6	5	0					
TOTALS	291	377	3	6	2	2	0	5	12	2.4	8	0	37	126	3.4	21	0	2	11	5.5	8	0



2001 GAME-BY-GAME SACKS

SACKS (NUMBER, YARDS)

	@SF	CAR	@ARIZ	CHI	SF	@NO	NE	DAL	@GB	@CAR	STL	NO	@IND	BUF	@MIA	@STL	TOTAL
56 KEITH BROOKING		1.0/ 6.0					1.0/ 12.0				1.0/ 9.0		0.5/ 3.5				3.5/ 30.5
95 ED JASPER		1.0/ 5.0					1.0/ 6.0		0.5/ 3.5			1.0/ 5.0					3.5/ 19.5
97 PATRICK KERNEY			1.5/ 3.5	1.0/ 7.0		1.0/ 2.0	1.0/ 9.0	1.5/ 6.0	2.5/ 14.5	1.0/ 8.0	0.5/ 2.0	1.0/ 4.0				1.0/ 5.0	12.0/ 61.0
91 BRADY SMITH			0.5/ 2.5	1.0/ 2.0	1.0/ 9.0		1.0/ 4.0	0.5/ 2.0		1.0/ 11.0	1.0/ 1.0		0.5/ 3.5		1.0/ 5.0	0.5/ 4.0	8.0/ 44.0
98 TRAVIS HALL				1.0/ 10.0												1.5/ 10.0	2.5/ 20.0
75 SHANE DRONETT				1.0/ 12.0			1.0/ 5.0	1.0/ 6.0			0.5/ 2.0		1.0/ 8.0		1.0/ 5.0		5.5/ 38.0
99 CHUCK WILEY											1.0/ 6.0						1.0/ 6.0
23 RONNIE BRADFORD													1.0/ 11.0				1.0/ 11.0



2001 GAME-BY-GAME INTERCEPTIONS

	INTERCEPTIONS (NUMBER, YARDS)																TOTAL
	@SF	CAR	@ARIZ	CHI	SF	@NO	NE	DAL	@GB	@CAR	STL	NO	@IND	BUF	@MIA	@STL	
75 SHANE DRONETT 1/ -6																	1/ -6
56 KEITH BROOKING					1/ 9					1/ 8							2/ 17
34 RAY BUCHANAN					1/ 33	1/ 0			1/ 7						1/ 29	1/ 16	5/ 121
37 DARRICK VAUGHN					1/ 0												1/ 0
94 HENRI CROCKETT				1/ 7													1/ 7
21 DARRIEN GORDON						1/ 7											1/ 7
33 ASHLEY AMBROSE									2/ 0	1/ 6			1/ 27			1/ 10	5/ 43
35 JOHNDALE CARTY										1/ 0							1/ 0
99 CHUCK WILEY																1/ 1	1/ 1



2001 INDIVIDUAL BESTS

FALCONS

Longest Run from Scrimmage:	58, M. Smith vs. NE, 11-4
Longest Pass Completion:	94T, Chandler to Anderson vs. CAR, 9-23
Longest Punt Return:	74, Gordon vs. DAL, 11-11
Longest Kickoff Return:	96T, Vaughn at STL, 1-6
Longest Interception Return:	33, Buchanan at ARI, 9-30
Longest Punt:	55, Mohr vs. NO, 12-9
Longest Field Goal:	55, Feely at ARI, 9-30
Most Rushing Attempts:	27, M. Smith vs. DAL, 11-11
Most Yards Rushing:	148, M. Smith vs. DAL, 11-11
Most TDs Rushing:	1, (9 players)
Most Passes Attempted:	50, Chandler at GB, 11-18
Most Passes Completed:	29, Chandler at GB, 11-18
Most Yards Passing:	431, Chandler vs. BUF, 12-23
Most TD Passes Thrown:	3, Chandler at ARI, 9-30
Most Passes Had Intercepted:	3, Chandler vs. CHI, 10-7
Most Receptions:	7, Mathis at GB, 11-18; Martin at IND, 12-16
Most Yards Receiving:	108, M. Smith at ARI, 9-20
Most TD Receptions:	2, Mathis at ARI, 9-30

OPPONENT

Longest Run from Scrimmage:	68T, S. Bryson (BUF), 12-23
Longest Pass Completion:	65T, K. Warner to M. Faulk (STL), 12-2
Longest Punt Return:	30, J. Ogden (MIA), 12-30
Longest Kickoff Return:	37, G. Milburn (CHI), 10-7
Longest Interception Return:	56T, D. Bly (STL), 12-2
Longest Punt:	64, Sauerburn (CAR), 11-25
Longest Field Goal:	48, Vinatieri (NE), 11-4
Most Rushing Attempts:	29, D. Rhodes (IND), 12-16
Most Yards Rushing:	177, D. Rhodes (IND), 12-16
Most TDs Rushing:	2, D. Rhodes (IND), 12-16; S. Bryson (BUF), 12-23
Most Passes Attempted:	41, C. Weinke (CAR), 9-23; J. Garcia (SF), 10-14
Most Passes Completed:	27, C. Weinke (CAR), 9-23; J. Garcia (SF), 10-14
Most Yards Passing:	342, K. Warner (STL), 12-2
Most TD Passes Thrown:	4, K. Warner (STL), 12-2
Most Passes Had Intercepted:	3, (3 players)
Most Receptions:	10, M. Muhammad (CAR), 9-23
Most Yards Receiving:	183, T. Owens (SF), 10-14
Most TD Receptions:	3, T. Owens (SF), 10-14; M. Faulk (STL), 12-2

2001 TEAM HIGHS AND LOWS

FALCONS HIGHS AND LOWS

(16 GAMES)

	HIGH	LOW
First Downs:	25, at GB, 11-18	11, vs. NE, 11-4
Rushing Yards:	155, vs. DAL, 11-11	50, vs. NO, 12-9
Passing Yards (Net):	422, vs. BUF, 12-23	46, vs. DAL, 11-11
Total Offense:	489, vs. BUF, 12-23	201, vs. DAL, 11-11
Total Plays:	78, at GB, 11-18	46, vs. CAR, 9-23
Rushing Attempts:	37, at MIA, 12-30	19, (3 games)
Passing Attempts:	50, at GB, 11-18	16, vs. CAR, 9-23; vs. DAL, 11-11
Passes Completed:	29, at GB, 11-18	7, vs. DAL, 11-11
Passes Had Intercepted:	3, vs. CHI, 10-7; MIA, 12-30	0 (5 games)
Fumbles:	3 (3 games)	0, vs. NE, 11-4
Fumbles Lost:	2, vs. CHI, 10-7; at STL (1-6)	0 (7 games)
Yards Penalized:	98, at ARI, 9-30	5, vs. CAR, 9-11
Time of Possession:	37:40, at ARI, 9-30	24:53, at STL, 1-6

2001 OPPONENTS HIGHS AND LOWS

(16 Games)

	HIGH	LOW
First Downs:	29, IND (12-16)	12, MIA (12-30)
Rushing Yards:	207, DAL (11-11)	50, MIA (12-30)
Passing Yards (Net):	333, STL (12-2)	96, DAL (11-11)
Total Offense:	517, SF (10-14)	226, MIA (12-30)
Total Plays:	77, SF (10-14)	45, STL (12-2)
Rushing Attempts:	35, SF (10-14)	15, ARI (9-30)
Passing Attempts:	41, CAR (9-23); SF (10-14)	22, DAL (11-11)
Passes Completed:	27, CAR (9-23); SF (10-14)	14, DAL (11-11)
Passes Had Intercepted:	3, (3 games)	0 (6 games)
Fumbles:	4, SF (10-14)	0 (5 games)
Fumbles Lost:	2 (4 games)	0 (8 games)
Yards Penalized:	107, STL (12-2)	10, STL (1-6)
Time of Possession:	36:57, SF (10-14)	22:20, ARI (9-30)

2001 TURNOVER TABLE

	TURNOVERS FORCED					TURNOVERS CONVERTED		
	Fum	Int	Total	TDs	FGs	Total	Pct. Converted	Points
Falcons	12	18	30	5	7	12	40%	56
Opp.	11	17	28	8	5	13	46%	71

2001 PERFORMANCE INSIDE THE 20

	Times in 20	Scores	Pct	TDs	FGs	Total Pts	Pts	%Total Pts
Falcons	52	42	81%	21	21	210	291	72%
Opp.	51	42	82%	29	13	242	377	64%

2001 GAMEDAY INACTIVES

@ San Francisco	Banks/Bradford/Flemons/Johnson/McCord/Salaam/Stewart/Thomas
Carolina	Flemons/Forney/Hamilton/Johnson/Jordan/McCord/Thomas/Thompson
@ Arizona	Flemons/Forney/Hamilton/Jordan/Martin/Thomas/Thompson/Vick
Chicago	Banks/Draft/Flemons/Hamilton/Johnson/Layne/Martin/Thompson
San Francisco	Banks/Draft/Flemons/Hudson/Johnson/Layne/Martin/Thompson
@ New Orleans	Banks/Flemons/C.Hall/Johnson/Layne/Martin/Thompson/Ulmer
New England	Bradford/Flemons/Johnson/Jordan/Kadela/Layne/McCord/Thompson
Dallas	Chandler/Flemons/C.Hall/Jordan/Kadela/Layne/McCord/Thompson
@ Green Bay	Flemons/C.Hall/Johnson/Jordan/Kadela/R.Kelly/McCord/Thompson
@ Carolina	Flemons/Johnson/Jordan/Kadela/Layne/McBurrows/McCord/Thompson
St. Louis	Flemons/Johnson/Kadela/Layne/McBurrows/McCord/Moore/Thompson
New Orleans	Flemons/C.Hall/Johnson/Kadela/Layne/McCord/Moore/Thompson
@ Indianapolis	Flemons/C.Hall/Johnson/Kadela/Layne/Moore/Thompson/Williams
Buffalo	C.Hall/Johnson/Kadela/Layne/Moore/B.Smith/Thompson/Williams
@ Miami	Flemons/C.Hall/Johnson/Kadela/Layne/McCord/Moore/Thompson
@ St. Louis	Chandler/Dronett/Flemons/C.Hall/R.Kelly/McClure/Mills/Salaam

BIG PLAYS OF 2001

FALCONS BIG PLAY PASSES - 2001

PLAYERS	YARDS	DATE	OPPONENTS
Chris Chandler-Jamal Anderson	94T	Sept. 23	vs. Carolina
Chris Chandler-Maurice Smith	79T	Sept. 30	at Arizona
Chris Chandler-Tony Martin	63T	Dec. 23	vs. Buffalo
Chris Chandler-Alge Crumpler	57T	Oct. 21	at New Orleans
Michael Vick-Brian Finneran	52	Dec. 30	at Miami
Michael Vick-Brian Finneran	50	Nov. 4	vs. New England
Chris Chandler-Alge Crumpler	49T	Dec. 23	vs. Buffalo
Michael Vick-Shawn Jefferson	48	Dec. 30	at Miami
Chris Chandler-Alge Crumpler	47	Oct. 14	vs. San Francisco
Chris Chandler-Brian Finneran	47T	Oct. 14	vs. San Francisco
Chris Chandler-Brian Kozlowski	46	Sept. 23	vs. Carolina
Michael Vick-Brian Finneran	45	Jan. 6, 2002	at St. Louis
Chris Chandler-Brian Kozlowski	43	Dec. 23	vs. Buffalo
Chris Mohr-Bob Christian	42	Dec. 16	at Indianapolis
Chris Chandler-Shawn Jefferson	39T	Oct. 21	at New Orleans
Chris Chandler-Brian Finneran	36	Dec. 23	vs. Buffalo
Chris Chandler-Brian Finneran	35	Dec. 9	vs. New Orleans
Michael Vick-Terance Mathis	34	Dec. 30	at Miami
Michael Vick-Alge Crumpler	30	Oct. 7	vs. Chicago
Chris Chandler-Maurice Smith	29	Sept. 30	at Arizona
Chris Chandler-Brian Kozlowski	27	Nov. 18	at Green Bay
Chris Chandler-Tony Martin	27	Sept. 9	at San Francisco
Michael Vick-Quentin McCord	26	Oct. 7	vs. Chicago
Chris Chandler-Reggie Kelly	25	Dec. 23	vs. Buffalo
Chris Chandler-Shawn Jefferson	25	Oct. 14	vs. San Francisco
Michael Vick-Brian Kozlowski	24	Dec. 30	at Miami
Chris Chandler-Tony Martin	24	Dec. 2	vs. St. Louis
Chris Chandler-Shawn Jefferson	24	Nov. 18	at Green Bay
Chris Chandler-Shawn Jefferson	23	Nov. 18	at Green Bay
Chris Chandler-Brian Kozlowski	23	Nov. 18	at Green Bay
Michael Vick-Quentin McCord	23	Oct. 7	vs. Chicago
Chris Chandler-Tony Martin	23	Sept. 9	at San Francisco
Chris Chandler-Bob Christian	22	Dec. 9	vs. New Orleans
Chris Chandler-Shawn Jefferson	22	Oct. 7	vs. Chicago
Chris Chandler-Brian Finneran	22	Sept. 30	at Arizona
Chris Chandler-Brian Kozlowski	22	Sept. 23	vs. Carolina
Michael Vick-Shawn Jefferson	21	Jan. 6, 2002	at St. Louis
Chris Chandler-Terance Mathis	21	Dec. 23	vs. Buffalo
Chris Chandler-Terance Mathis	21	Dec. 16	at Indianapolis
Chris Chandler-Brian Kozlowski	21	Dec. 2	vs. St. Louis
Chris Chandler-Shawn Jefferson	21	Nov. 23	at Carolina
Chris Chandler-Bob Christian	21T	Nov. 18	at Green Bay
Chris Chandler-Tony Martin	20	Dec. 23	vs. Buffalo
Chris Chandler-Shawn Jefferson	20	Dec. 9	vs. New Orleans
Chris Chandler-Tony Martin	20	Dec. 2	vs. St. Louis
Chris Chandler-Bob Christian	20	Nov. 25	at Carolina

BIG PLAYS OF 2001

OPPONENTS BIG PLAY PASSES – 2001

PLAYERS	YARDS	DATE	OPPONENT
Kurt Warner-Marshall Faulk	65T	Dec. 2	St. Louis
Jim Miller-Marty Booker	63T	Oct. 7	Chicago
Jake Plummer-Frank Sanders	58	Sept. 30	Arizona
Brett Favre-Corey Bradford	56	Nov. 18	Green Bay
Jeff Garcia-Terrell Owens	52T	Oct. 14	San Francisco
Jeff Garcia-Tai Streets	52	Sept. 9	San Francisco
Brett Favre-Corey Bradford	51	Nov. 18	Green Bay
Aaron Brooks-Joe Horn	50T	Dec. 9	New Orleans
Kurt Warner-Ernie Conwell	47	Jan. 6, 2002	St. Louis
Jeff Garcia-J.J. Stokes	47	Sept. 9	San Francisco
Kurt Warner-Torry Holt	45T	Dec. 2	St. Louis
Aaron Brooks-Robert Wilson	44	Dec. 9	New Orleans
Tom Brady- Troy Brown	44T	Nov. 4	New England
Jeff Garcia-Terrell Owens	40	Sept. 9	San Francisco
Brett Favre-Antonio Freeman	39T	Nov. 18	Green Bay
Chris Weinke-Muhsin Muhammad	38	Sept. 23	Carolina
Peyton Manning-Marcus Pollard	36	Dec. 16	Indianapolis
Jay Fiedler-Chris Chambers	35	Dec. 30	Miami
Marty Booker-Marcus Robinson	34	Oct. 7	Chicago
Aaron Brooks-Joe Horn	33	Oct. 21	New Orleans
Jeff Garcia-Terrell Owens	33T	Oct. 14	San Francisco
Alex Van Pelt-Reggie Germany	31	Dec. 23	Buffalo
Peyton Manning-Marcus Pollard	31	Dec. 16	Indianapolis
Jim Miller-Marcus Robinson	31	Oct. 7	Chicago
Ryan Leaf-Raghib Ismail	30	Nov. 11	Dallas
Kurt Warner-Ricky Proehl	30	Dec. 2	St. Louis
Alex Van Pelt-Peerless Price	29	Dec. 23	Buffalo
Aaron Brooks-Joe Horn	29	Dec. 9	New Orleans
Peyton Manning-Marvin Harrison	28	Dec. 16	Indianapolis
Tom Brady- Troy Brown	28	Nov. 4	New England
Jeff Garcia-Tai Streets	28	Oct. 14	San Francisco
Jay Fiedler-Jed Weaver	27	Dec. 30	Miami
Peyton Manning-Marcus Pollard	27	Dec. 16	Indianapolis
Jeff Garcia-Tai Streets	26	Sept. 9	San Francisco
Chris Weinke-Isaac Byrd	25	Nov. 25	Carolina
Tom Brady- Troy Brown	25	Nov. 4	New England
Peyton Manning-Reggie Wayne	24	Dec. 16	Indianapolis
Aaron Brooks-Robert Wilson	24	Oct. 21	New Orleans
Alex Van Pelt-Shawn Bryson	23	Dec. 23	Buffalo
Peyton Manning-Trevor Insley	22	Dec. 16	Indianapolis
Kurt Warner-Az-Zahir Hakim	22	Dec. 2	St. Louis
Jake Plummer-Frank Sanders	22	Sept. 30	Arizona
Kurt Warner-Marshall Faulk	21	Jan. 6, 2002	St. Louis
Kurt Warner-Torry Holt	21	Jan. 6, 2002	St. Louis
Jay Fiedler-Travis Minor	21	Dec. 30	Miami
Alex Van Pelt-Eric Moulds	21	Dec. 23	Buffalo
Kurt Warner-Torry Holt	21	Dec. 2	St. Louis
Kurt Warner-Isaac Bruce	21	Dec. 2	St. Louis
Aaron Brooks-Joe Horn	21	Oct. 21	New Orleans
Jake Plummer-David Boston	21	Sept. 30	Arizona
Peyton Manning-Reggie Wayne	20	Dec. 16	Indianapolis
Kurt Warner-Ricky Proehl	20	Dec. 2	St. Louis
Aaron Brooks-Ricky Williams	20	Oct. 21	New Orleans
Chris Weinke-Muhsin Muhammad	20	Sept. 23	Carolina
Chris Weinke-Isaac Byrd	20	Sept. 23	Carolina

BIG PLAYS OF 2001

FALCONS BIG PLAY RUSHES – 2001

PLAYERS	YARDS	DATE	OPPONENTS
Maurice Smith	58	Nov. 4	vs. New England
Bob Christian	53	Nov. 25	at Carolina
Maurice Smith	44	Nov. 11	vs. Dallas
Michael Vick	35	Nov. 4	vs. New England
Michael Vick	30	Dec. 30	at Miami
Maurice Smith	26	Nov. 11	vs. Dallas
Michael Vick	25	Sept. 9	at San Francisco
Maurice Smith	24	Oct. 14	vs. San Francisco
Michael Vick	23	Dec. 30	at Miami
Maurice Smith	22	Oct. 21	at New Orleans
Chris Chandler	22	Oct. 14	vs. San Francisco
Rodney Thomas	21	Jan. 6, 2002	at St. Louis
Maurice Smith	21	Nov. 25	at Carolina
Bob Christian	21	Oct. 21	at New Orleans
Michael Vick	20	Jan. 6, 2002	at St. Louis
Michael Vick	20	Dec. 2	vs. St. Louis
Michael Vick	18	Oct. 7	vs. Chicago
Bob Christian	17	Nov. 25	at Carolina
Michael Vick	16	Jan. 6, 2002	at St. Louis
Maurice Smith	16	Dec. 30	at Miami
Maurice Smith	16	Oct. 21	at New Orleans
Rodney Thomas	15	Dec. 2	vs. St. Louis
Michael Vick	15	Nov. 4	vs. New England
Maurice Smith	15	Sept. 30	at Arizona
Bob Christian	14	Dec. 30	at Miami
Maurice Smith	14	Dec. 14	at Indianapolis
Bob Christian	14	Oct. 14	vs. San Francisco
Maurice Smith	14	Oct. 7	vs. Chicago
Bob Christian	14	Sept. 30	at Arizona
Jamal Anderson	14	Sept. 9	at San Francisco
Michael Vick	13	Jan. 6, 2002	at St. Louis
Bob Christian	13	Dec. 9	vs. New Orleans
Chris Chandler	13	Dec. 2	vs. St. Louis
Bob Christian	12	Nov. 18	at Green Bay
Maurice Smith	12	Nov. 11	vs. Dallas
Michael Vick	12	Sept. 23	vs. Carolina
Jamal Anderson	12	Sept. 9	at San Francisco
Chris Chandler	12	Sept. 9	at San Francisco
Maurice Smith	11	Nov. 18	at Green Bay
Jamal Anderson	11	Sept. 23	vs. Carolina
Jamal Anderson	11	Sept. 23	vs. Carolina
Michael Vick	10	Dec. 30	at Miami
Bob Christian	10	Nov. 18	at Green Bay
Bob Christian	10	Nov. 18	at Green Bay
Maurice Smith	10	Oct. 21	at New Orleans
Maurice Smith	10	Sept. 30	at Arizona
Jamal Anderson	10	Sept. 23	vs. Carolina
Jamal Anderson	10	Sept. 23	vs. Carolina
Jamal Anderson	10	Sept. 23	vs. Carolina

BIG PLAYS OF 2001

OPPONENTS BIG PLAY RUSHES – 2001

PLAYER	YARDS	DATE	OPPONENTS
Shawn Bryson	68T	Dec. 23	Buffalo
Michael Wiley	58	Nov. 11	Dallas
Deuce McAllister	54T	Dec. 9	New Orleans
Marshall Faulk	53	Jan. 6, 2002	St. Louis
Larry Centers	50	Dec. 23	Buffalo
Troy Hambrick	47	Nov. 11	Dallas
Troy Hambrick	36	Nov. 11	Dallas
Dominic Rhodes	35	Dec. 16	Indianapolis
Anthony Thomas	32T	Oct. 7	Chicago
Dominic Rhodes	31	Dec. 16	Indianapolis
Garrison Hearst	31	Oct. 14	San Francisco
Marshall Faulk	29	Jan. 6, 2002	St. Louis
Jeff Garcia	25	Oct. 14	San Francisco
Michael Pittman	24T	Sept. 30	Arizona
Dominic Rhodes	22	Dec. 16	Indianapolis
Antowain Smith	22	Nov. 4	New England
Ahman Green	21	Nov. 18	Green Bay
Antowain Smith	21	Nov. 4	New England
Kevan Barlow	20	Oct. 14	San Francisco
Shawn Bryson	19	Dec. 23	Buffalo
Antowain Smith	19	Nov. 4	New England
Ricky Williams	18	Dec. 9	New Orleans
Marshall Faulk	18	Dec. 2	St. Louis
Anthony Thomas	18	Oct. 7	Chicago
David Boston	17	Sept. 30	Arizona
Jeff Garcia	17	Sept. 9	San Francisco
Dominic Rhodes	16	Dec. 16	Indianapolis
Aaron Brooks	16	Dec. 9	New Orleans
Nick Goings	16	Sept. 23	Carolina
Shawn Bryson	15T	Dec. 23	Buffalo
Marshall Faulk	14	Jan. 6, 2002	St. Louis
Richard Huntley	14	Nov. 23	Carolina
Marshall Faulk	13	Jan. 6, 2002	St. Louis
Jay Fiedler	13	Dec. 30	Miami
Garrison Hearst	13	Oct. 14	San Francisco
T. Biakabutuka	13	Sept. 23	Carolina
Marshall Faulk	12	Dec. 2	St. Louis
Chris Weinke	12T	Nov. 23	Carolina
Ricky Williams	12	Oct. 21	New Orleans
Aaron Brooks	12	Oct. 21	New Orleans
Thomas Jones	12	Sept. 30	Arizona
Michael Pittman	12	Sept. 30	Arizona
Travis Minor	11	Dec. 30	Miami
Dominic Rhodes	11T	Dec. 16	Indianapolis
Dominic Rhodes	11T	Dec. 16	Indianapolis
Dominic Rhodes	11	Dec. 16	Indianapolis
Marshall Faulk	11	Dec. 2	St. Louis
Chris Weinke	11	Nov. 25	Carolina
Richard Huntley	11	Nov. 25	Carolina
Antowain Smith	11	Nov. 4	New England
Jeff Garcia	11	Oct. 14	San Francisco
Garrison Hearst	11	Sept. 9	San Francisco
Richard Huntley	10	Nov. 25	Carolina
Antowain Smith	10	Nov. 4	New England

2001 SCORING DRIVES

SEPT. 9 at SAN FRANCISCO

TEAM	QTR	CLOCK TIME	SCORING PLAY	SCORE	
				OPPONENT	FALCONS
Falcons	1	1:24	Anderson 1 yd. run (Feely kick) (5-61, 2:54)	0	7
49ers	2	11:25	Cortez 39 yd. Field Goal (12-51, 4:59)	3	7
Falcons	2	4:05	Feely 28 yd. Field Goal (12-61, 7:20)	3	10
Falcons	3	4:49	Feely 24 yd. Field Goal (9-49, 4:23)	3	13
49ers	4	11:29	Stokes 16 yd. pass from Garcia (Cortez kick) (9-87, 5:07)	10	13
49ers	4	0:08	Cortez 20 yd. Field Goal (11-84, 3:56)	13	13
49ers	5	10:56	Cortez 24 yd. Field Goal (8-74, 4:04)	16	13

SEPT. 23 vs. CAROLINA

TEAM	QTR	CLOCK TIME	SCORING PLAY	SCORE	
				OPPONENT	FALCONS
Falcons	1	7:20	Martin 12 yd. pass from Chandler (Feely kick) (9-76, 7:40)	0	7
Panthers	1	2:41	Kasay 30 yd. Field Goal (10-63, 4:39)	3	7
Panthers	2	8:34	Weinke 5 yd. run (Kasay kick) (14-76, 7:32)	10	7
Falcons	2	1:38	Feely 25 yd. Field Goal (13-67, 6:56)	10	10
Falcons	3	11:06	Anderson 94 yd. pass from Chandler (Feely kick) (1-94, 0:13)	10	17
Panthers	3	2:30	Kasay 26 yd. Field Goal (8-38, 2:55)	13	17
Falcons	4	12:36	Vick 2 yd. run (Feely kick) (9-74, 4:54)	13	24
Panthers	4	5:37	Kasay 31 yd. Field Goal (14-67, 6:59)	16	24

SEPT. 30 at ARIZONA

TEAM	QTR	CLOCK TIME	SCORING PLAY	SCORE	
				OPPONENT	FALCONS
Falcons	1	6:10	Mathis 17 yd. pass from Chandler (Feely kick) (12-80, 8:50)	0	7
Falcons	1	2:33	Feely 34 yd. Field Goal (5-24, 2:36)	0	10
Falcons	2	0:04	Feely 55 yd. Field Goal (6-24, 0:45)	0	13
Cardinals	3	12:25	Pittman 24 yd. run (Gramatica kick) (4-80, 2:35)	7	13
Falcons	3	4:51	Mathis 10 yd. pass from Chandler (Feely kick) (7-39, 4:27)	7	20
Falcons	4	14:15	M. Smith 1 yd. run (Feely kick) (5-42, 2:28)	27	7
Falcons	4	11:27	M. Smith 79 yd. pass from Chandler (Feely kick) (3-80, 1:00)	34	7
Cardinals	4	7:59	Hardy 12 yd. pass from Plummer (Gramatica kick)(8-80, 3:28)	34	14

Oct. 7 vs. CHICAGO

TEAM	QTR	CLOCK TIME	SCORING PLAY	SCORE	
				OPPONENT	FALCONS
Bears	2	1:54	Robinson 34 yd. pass from Booker (Edinger kick) (6-80, 3:20)	7	0
Bears	2	0:00	Edinger 42 yd. Field Goal (5-2, 0:57)	10	0
Bears	4	14:51	Booker 63 yd. pass from Miller (Edinger kick) (2-65, 0:51)	17	0
Bears	4	8:56	Urlacher 90 yd. fumble return (Edinger kick)	24	0
Falcons	4	4:10	Feely 44 yd. Field Goal (10-54, 4:46)	24	3
Bears	4	3:58	Thomas 32 yd. run (Edinger kick) (1-32, 0:12)	31	3

2001 SCORING DRIVES

OCT. 14 vs. SAN FRANCISCO

TEAM	QTR	CLOCK TIME	SCORING PLAY	SCORE	
				OPPONENT	FALCONS
Falcons	1	9:58	Christian 5 yd. pass from Chandler (Feely kick) (8-81, 5:02)	0	7
Falcons	1	0:55	M. Smith 3 yd. run (Feely kick) (8-92, 4:58)	0	14
49ers	2	9:27	Garcia 7 yd. run (Cortez kick) (11-80, 6:28)	7	14
Falcons	2	4:14	Feely 39 yd. Field Goal (7-11, 2:32)	7	17
Falcons	2	0:12	Feely 24 yd. Field Goal (9-69, 1:33)	7	20
49ers	3	9:19	Cortez 27 yd. Field Goal (13-67, 5:41)	10	20
49ers	3	0:51	Owens 33 yd. pass from Garcia (Cortez kick) (3-42, 1:20)	17	20
Falcons	4	8:49	Feely 36 yd. Field Goal (4-1, 2:08)	17	23
49ers	4	4:44	Barlow 2 yd. run (Cortez kick) (9-74, 4:05)	24	23
Falcons	4	2:22	Finneran 47 yd. pass from Chandler (Chandler-Jefferson pass) (6-72, 2:22)	24	31
49ers	4	0:17	Owens 17 yd. pass from Garcia (Cortez kick) (10-72, 2:05)	31	31
49ers	5	6:16	Owens 52 yd. pass from Garcia (6-67, 3:39)	37	31

OCT. 21 at NEW ORLEANS

TEAM	QTR	CLOCK TIME	SCORING PLAY	SCORE	
				OPPONENT	FALCONS
Falcons	1	13:09	Crumpler 57 yd. pass from Chandler (Feely kick) (3-76, 1:51)	0	7
Falcons	1	4:51	Feely 31 yd. Field Goal (9-26, 5:34)	0	10
Saints	2	13:15	Carney 23 yd. Field Goal (11-59, 6:36)	3	10
Saints	2	4:56	Cleeland 19 yd. pass from Brooks (Carney kick) (9-63, 4:43)	10	10
Falcons	4	12:53	Jefferson 39 yd. pass from Chandler (Feely kick) (4-51, 2:07)	10	17
Falcons	4	2:34	Feely 38 yd. Field Goal (9-35, 4:31)	10	20
Saints	4	0:26	Carney 31 yd. Field Goal (12-59, 2:08)	13	20

NOV. 4 vs. NEW ENGLAND

TEAM	QTR	CLOCK TIME	SCORING PLAY	SCORE	
				OPPONENT	FALCONS
Falcons	1	2:35	Jefferson 19 yd. pass from Chandler (Feely kick) (7-89, 3:03)	0	7
Patriots	2	9:00	Faulk 4 yd. pass from Brady (Vinatieri kick) (16-75, 8:35)	7	7
Patriots	2	4:26	Vinatieri 48 yd. Field Goal (4-4, 3:32)	10	7
Patriots	2	0:15	Edwards 15 yd. pass from Brady (Vinatieri kick) (10-89, 2:41)	17	7
Patriots	3	0:34	Brown 44 yd. pass from Brady (Vinatieri kick) (4-80, 1:52)	24	7
Falcons	4	11:28	Feely 20 yd. Field Goal (7-60, 4:06)	24	10

2001 SCORING DRIVES

NOV. 11 vs. DALLAS

TEAM	QTR	CLOCK TIME	SCORING PLAY	SCORE	
				OPPONENT	FALCONS
Cowboys	1	4:48	Seder 28 yd. Field Goal (13-74, 7:18)	3	0
Falcons	1	1:55	Crumpler 9 yd. pass from Vick (Feely kick) (6-73, 2:53)	3	7
Cowboys	2	10:45	Seder 39 yd. Field Goal (6-58, 3:32)	6	7
Cowboys	2	0:55	Harris 3 yd. pass from Leaf (Seder kick) (3-51, 1:26)	13	7
Falcons	3	10:34	Feely 31 yd. Field Goal (11-44, 4:26)	13	10
Falcons	4	5:20	Kozlowski 1 yd. pass from Johnson (Feely kick) (5-15, 2:50)	13	17
Falcons	4	1:11	Feely 19 yd. Field Goal (6-29, 2:57)	13	20

NOV. 18 at GREEN BAY

TEAM	QTR	CLOCK TIME	SCORING PLAY	SCORE	
				OPPONENT	FALCONS
Falcons	1	8:18	Feely 26 yd. Field Goal (7-38, 3:01)	0	3
Falcons	1	6:19	Feely 39 yd. Field Goal (4-5, 1:33)	0	6
Packers	1	2:41	Longwell 39 yd. Field Goal (7-59, 3:38)	3	6
Falcons	2	12:51	Christian 21 yd. pass from Chandler (Feely kick) (11-79, 4:50)	3	13
Falcons	2	4:57	Feely 32 yd. Field Goal (8-40, 4:31)	3	16
Packers	2	1:52	Schroeder 4 yd. pass from Favre (Longwell kick) (7-76, 3:05)	10	16
Packers	3	2:31	Longwell 45 yd. Field Goal (12-62, 6:18)	13	16
Falcons	4	8:49	Finneran 12 yd. pass from Chandler (Feely kick) (8-78, 4:28)	13	23
Packers	4	6:31	Freeman 39 yd. pass from Favre (Longwell kick) (4-75, 2:18)	20	23

NOV. 25 at CAROLINA

TEAM	QTR	CLOCK TIME	SCORING PLAY	SCORE	
				OPPONENT	FALCONS
Falcons	1	1:07	Feely 39-yd Field Goal (10-45, 2:51)	0	3
Falcons	2	2:09	Christian 4 yd. run (Feely kick) (11-99, 6:12)	0	10
Panthers	4	7:12	Weinke 12 yd. run (Kasay kick) (1-78, 4:20)	7	10

DEC. 2 vs. ST. LOUIS

TEAM	QTR	CLOCK TIME	SCORING PLAY	SCORE	
				OPPONENT	FALCONS
Rams	1	12:32	Bly 56 yd. interception return (Wilkins kick)	7	0
Falcons	1	9:25	Feely 41 yd. Field Goal (7-45, 3:07)	7	3
Rams	1	3:32	Faulk 19 yd. pass from Warner (Wilkins kick) (10-80, 5:53)	14	3
Falcons	2	5:35	Feely 24 yd. Field Goal (13-67, 9:11)	14	6
Rams	3	13:22	Holt 45 yd. pass from Warner (Wilkins kick) (3-77, 1:38)	21	6
Rams	3	6:03	Faulk 9 yd. pass from Warner (Wilkins kick) (10-97, 5:31)	28	6
Rams	4	6:19	Faulk 65 yd. pass from Warner (Wilkins kick) (3-70, 1:48)	35	6

2001 SCORING DRIVES

DEC. 9 vs. NEW ORLEANS

TEAM	QTR	CLOCK TIME	SCORING PLAY	SCORE	
				OPPONENT	FALCONS
Falcons	1	8:44	M. Smith 1 yd. run (Feely kick) (9-71, 6:16)	0	7
Saints	1	2:43	W. Jackson 12 yd. pass from McAllister (Carney kick) (11-68, 6:01)	7	7
Saints	1	1:45	R. Williams 1 yd. run (Carney kick) (2-20, 0:47)	14	7
Falcons	2	7:28	Feely 22 yd. Field Goal (5-16, 2:39)	14	10
Saints	4	12:20	Horn 50 yd. pass from Brooks (Carney kick) (1-50, 0:08)	21	10
Saints	4	8:16	McAllister 54 yd. run (Carney kick) (4-65, 2:04)	28	10

DEC. 16 at INDIANAPOLIS

TEAM	QTR	CLOCK TIME	SCORING PLAY	SCORE	
				OPPONENT	FALCONS
Colts	1	9:35	Rhodes 11 yd. run (Vanderjagt kick) (5-84, 2:42)	7	0
Colts	2	10:50	Pollard 1 yd. pass from Manning (Vanderjagt kick) (13-96, 7:12)	14	0
Falcons	2	7:53	Christian 3 yd. run (Feely kick) (5-38, 2:57)	14	7
Colts	2	5:06	Dilger 12 yd. pass from Manning (Vanderjagt kick) (5-77, 2:47)	21	7
Falcons	2	1:05	Finneran 18 yd. pass from Chandler (Feely kick) (10-73, 4:01)21	14	
Colts	2	0:19	Insley 19 yd. pass from Manning (5-71, 0:46)	28	14
Falcons	3	7:06	Feely 35 yd. Field Goal (4-2, 1:24)	28	17
Falcons	4	13:32	Feely 32 yd. Field Goal (12-42, 5:03)	28	20
Colts	4	11:06	Rhodes 11 yd. run (Vanderjagt kick) (5-62, 2:26)	35	20
Falcons	4	9:32	Martin 11 yd. pass from Chandler (Feely kick) (4-66, 1:34)	35	27
Colts	4	7:30	Vanderjagt 39 yd. Field Goal (5-32, 2:02)	38	27
Colts	4	1:51	Vanderjagt 21 yd. Field Goal (9-55, 2:58)	41	27

DEC. 23 vs. BUFFALO

TEAM	QTR	CLOCK TIME	SCORING PLAY	SCORE	
				OPPONENT	FALCONS
Falcons	1	8:21	M. Smith 1 yd. run (Feely kick) (10-70, 6:39)	0	7
Bills	1	7:02	Bryson 15 yd. run (Graham kick) (3-58, 1:19)	7	7
Falcons	2	2:18	Feely 35 yd. Field Goal (10-61, 4:44)		
	7	10			
Bills	2	6:23	Spoon 7 yd. interception return (Graham kick)	14	10
Falcons	2	2:28	Feely 32 yd. Field Goal (9-68, 3:55)	14	13
Falcons	3	6:04	Feely 43 yd. Field Goal (13-50, 7:35)	14	16
Bills	3	5:39	Bryson 68 yd. run (pass failed) (1-68, 0:25)	20	16
Falcons	3	1:40	Martin 63 yd. pass from Chandler (Feely kick) (6-88, 3:59)	20	23
Falcons	4	11:56	Crumpler 49 yd. pass from Chandler (Feely kick) (4-61, 2:09)	20	30
Bills	4	3:55	Graham 28 yd. Field Goal (14-73, 8:01)	23	30
Bills	4	0:48	Moulds 3 yd. pass from Van Pelt (Graham kick) (11-82, 1:41)	30	30
Falcons	4	0:00	Feely 52 yd. Field Goal (5-23, 0:48)	30	33

2001 SCORING DRIVES

DEC. 30 at MIAMI

TEAM	QTR	CLOCK TIME	SCORING PLAY	SCORE	
				OPPONENT	FALCONS
Falcons	1	9:02	M. Smith 2 yd. run (Feely kick) (5-29, 2:44)	0	7
Dolphins	1	0:59	Marion 26 yd. interception return (Mare kick)	7	7
Dolphins	2	1:02	Minor 17 yd. pass from Fiedler (Mare kick) (9-67, 3:25)	14	7
Dolphins	2	0:08	Gadsden 2 yd. pass from Fiedler (Mare kick) (4-30, 0:31)	21	7
Falcons	4	9:16	Rackley 1 yd. pass from Vick (Feely kick) (2-49, 0:41)	21	14

JAN. 6, 2002 at St. LOUIS

TEAM	QTR	CLOCK TIME	SCORING PLAY	SCORE	
				OPPONENT	FALCONS
Rams	1	10:03	Wilkins 24 yd. Field Goal (4-6, 1:31)	3	0
Rams	1	0:48	Proehl 12 yd. pass from Warner (Wilkins kick) (9-82, 5:10)	10	0
Falcons	2	10:03	Feely 49 yd. field Goal (4--1, 1:50)	10	3
Rams	2	5:16	Conwell 15 yd. pass from Warner (Wilkins kick) (8-75, 4:47)	17	3
Falcons	2	0:15	Feely 33 yd. Field Goal (10-65, 1:00)	17	6
Rams	3	3:23	Faulk 3 yd. run (Wilkins kick) (5-89, 0:16)	24	6
Falcons	3	3:07	Vaughn 96 yd. kickoff return (0-0, 0:16)	24	13
Rams	3	0:07	Proehl 8 yd. pass from Warner (5-60, 3:00)	31	13



2001 FALCONS WEEKLY TEAM RANKINGS

	OFFENSE			DEFENSE		
	Overall	rushing	defense	overall	rushing	defense
Week 1	26	6	29	29	18T	28
Week 2	15	6	23	30	12	30
Week 3	9	7	13	28	13	31
Week 4	11	11	13	25	12	31
Week 5	10	15	10	31	18	31
Week 6	9	14	11	27	14	31
Week 7	14T	8	21	31	16	31
Week 8	22	9	25	29	19	30
Week 9	16	10T	19	27	16	29
Week 10	19	11	22	26	16	28
Week 11	20	8	23	28	16	29
Week 12	22	12	23	28	17	30
Week 13	20T	13	23	30	19	31
Week 14	14	17	16	30	20	31
Week 15	13	14	17	29	19	30
Week 16	15	16	17	30	21	30
FINAL	15	16	17	30	21	30



2001 FINAL NFL TEAM RANKINGS

AMERICAN FOOTBALL CONFERENCE

	Offense			Defense		
	Total	Rush	Pass	Total	Rush	Pass
Balt.	8	7	7	2	2	4
Buff.	7	12	6	11	13	8
Cin.	13	10	12	5	7	7
Cleve.	16	16	15	12	16	6
Denver	12	6	13	4	4	10
Ind.	1	4	1	16	12	15
Jax	10	15	8	7	6	12
K.C.	3	3	3	13	14	9
Miami	11	13	9	3	9	*1
N.E.	9	9	11	14	10	14
Jets	14	2	16	9	15	3
Oak.	4	14	2	8	11	5
Pitt.	2	*1	10	*1	*1	2
S.D.	6	11	5	6	5	11
Sea.	15	5	14	10	8	13
Tenn.	5	8	4	15	3	16

NATIONAL FOOTBALL CONFERENCE

	Offense			Defense		
	Total	Rush	Pass	Total	Rush	Pass
Ariz.	10	12	7	13	13	12
Atl.	7	7	10	14	11	15
Car.	15	14	13	15	15	13
Chi.	11T	8	12	9	1	14
Dallas	14	2	15	2	6	2
Det.	8	13	3	11	12	11
G.B.	3	10	2	6	8	6
Minn.	6	11	4	12	14	8
N.O.	5	9	6	10	7	7
Giants	4	6	5	8	3	10
Phil.	9	5	11	4	9	1
St. L.	*1	3	*1	1	2	5
S.F.	2	1	8	7	4	9
T.B.	11T	15	9	3	5	3
Wash.	13	4	14	5	10	4

NATIONAL FOOTBALL LEAGUE

	Offense			Defense		
	Total	Rush	Pass	Total	Rush	Pass
Ariz.	18	27	13	28	24	26
Atl.	15	16	17	30	21	30
Balt.	14	11	16	2	4	8
Buff.	13	22	12	21	26	13
Car.	30	29	26	31	31	28
Chi.	26T	17	24	15	2	29
Cin.	23	18T	23	9	11	12
Cleve.	31	31	28	22	29	10
Dallas	29	3	31	4	13	3
Denver	22	10	25	8	6	16
Det.	16	28	6	26	23	25
G.B.	6	21	3	12	16	15
Ind.	2	7	2	29	25	27
Jax	20	26	18	16T	10	22
K.C.	5	6	5	23	27	14
Miami	21	23	19	5	17	*1
Minn.	12	25	7	27	30	18
N.E.	19	13	22	24	19	24
N.O.	10	18T	10	16T	14	17
Giants	9	15	8T	14	8	21
Jets	24	4	29	19	28	7
Oak.	7	24	4	18	22	9
Phil.	17	14	20	7	18	2
Pitt.	3	*1	21	*1	*1	4
St. L.	*1	5	*1	3	3	11
S.D.	11	20	11	11	7	20
S.F.	4	2	14	13	9	19
Sea.	25	9	27	20	15	23
T.B.	26T	30	15	6	12	5
Tenn.	8	12	8T	25	5	31
Wash.	28	8	30	10	20	6

T = Tied for position * = League Leader

2001 ATLANTA FALCONS TRANSACTIONS

December 26	Re-signed T Bob Whitfield
December 26	Signed PK Jake Arians
December 26	Signed DT William Carr
December 26	Signed QB Kevin Daft
December 26	Signed DT Ron Moore
<hr/>	
January 23	Signed T Paul Snellings
January 25	Signed FB Kevin McLeod
January 25	Signed DT Doug Miller
January 25	Signed RB Mark Nohra
January 26	Re-signed WR Mareno Philyaw
January 30	Signed S Chris Hudson
<hr/>	
February 7	Signed PK Chad Holleman
February 7	Signed DB Jeff Popovich
February 7	Allocated LB Corey Atkins (Barcelona), PK Chad Holleman (Scotland), FB Kevin McLeod (Frankfurt), DT Doug Miller (Scotland), RB Mark Nohra (Scotland), WR Mareno Philyaw (Barcelona) and DB Jeff Popovich (Barcelona) to NFL Europe
February 21	Signed CB Conrad Hamilton
February 21	Re-signed CB Ray Buchanan
February 26	Waived RB Winslow Oliver
<hr/>	
March 6	Acquired QB Eric Zeier from Tampa Bay for an undisclosed 2001 draft choice
March 13	Signed P Chris Mohr
March 21	Re-signed S Gerald McBurrows
<hr/>	
April 5	Re-signed TE Brian Kozlowski
April 5	Re-signed WR Jammi German
April 6	Re-signed T Ephraim Salaam
April 12	Signed PK Jay Feely
April 16	Waived RB Mark Nohra
April 16	Signed LB Artie Ulmer
April 16	Re-signed CB Elijah Williams
April 21	Re-signed WR Tim Dwight
April 21	Acquired the first pick overall in the 2001 draft from San Diego for the Falcons 2001 first round draft choice (5th pick overall), the Falcons 2001 third round draft choice (67th pick overall), the Falcons second round pick in 2002 and WR Tim Dwight.
April 24	Signed rookie free agents P Matt Allen, WR Corey Brown, CB Jamara Clark, CB Ahmad Hawkins, T Dave Kadela, LB Trey Merckens, WR Shawn Mills, FB Ronnie Robinson and DE David Zuiderveen
April 25	Waived QB Kevin Daft
<hr/>	
May 1	Signed RB Travis Jervey
May 1	Signed RB Rodney Thomas
May 7	Signed TE Javaris Johnson
<hr/>	
June 20	Signed WR Tony Martin
<hr/>	
July 27	Waived PK Chad Holleman
July 27	Waived DT Doug Miller
July 27	Placed WR Mareno Philyaw (knee) on the Reserve/Non-Football Injury List
<hr/>	
August 2	Traded an undisclosed 2002 draft choice to Denver for LB Henri Crockett
August 2	Waived-injured WR Corey Brown (knee)
August 2	Waived WR Jammi German
August 7	Signed LB Nick Colbert
August 13	Waived S Jeff Popovich
August 13	Waived FB Ronnie Robinson
August 15	Signed CB/PR Darrien Gordon
August 15	Reached injury settlement with G Anthony Redmon
August 20	Waived G/C Calvin Collins
August 20	Waived P Matt Allen
August 20	Waived DE Matt Zuiderveen
August 27	Waived RB Gary Downs

2001 ATLANTA FALCONS TRANSACTIONS

August 27	Waived C Matt O'Neil
August 27	Waived DT William Carr
August 27	Waived CB Jamara Clark
August 27	Waived LB Nick Colbert
August 27	Waived CB Ahmad Hawkins
August 27	Waived TE Javaris Johnson
August 27	Waived T Dave Kadela
August 27	Waived LB Trey Merkens
August 27	Waived WR Vinny Sutherland
August 28	LB Jessie Tuggle announced his retirement
<hr/>	
September 2	Waived QB Eric Zeler
September 2	Reached injury settlement with CB Elijah Williams (knee)
September 2	Waived-injured LB Corey Atkins
September 2	Waived WR Eugene Baker
September 2	Waived FB Kevin McLeod
September 2	Waived TE Dallas Neil
September 2	Waived PK Jake Arians
September 2	Waived DT Ron Moore
September 2	Waived G/T Wes Shivers
September 2	Waived T Paul Snellings
September 2	Waived DE Randy Garner
September 2	Waived S Corey Hall
September 2	Waived WR Shawn Mills
September 2	Placed LB Jeff Kelly on injured reserve (knee)
September 4	Signed WR Eugene Baker to the practice squad
September 4	Signed S Corey Hall to the practice squad
September 4	Signed TE Javaris Johnson to the practice squad
September 4	Signed T Dave Kadela to the practice squad
September 4	Signed TE Dallas Neil to the practice squad
September 11	Waived TE Javaris Johnson from the practice squad
September 11	Signed DT Ron Moore to the practice squad
<hr/>	
October 2	Placed RB Jamal Anderson on injured reserve (knee)
October 2	Signed FB George Layne
October 2	Waived WR Eugene Baker from the practice squad
October 2	Signed WR Shawn Mills to the practice squad
October 16	Waived S Marty Carter
October 16	Signed S Corey Hall from the practice squad to the 53-man roster
October 17	Signed WR Daniel Guy to the practice squad
October 22	Waived G Chris Banks
October 22	Signed T Dave Kadela from the practice squad to the 53-man roster
October 22	Signed G Chad Overhauser to the practice squad
<hr/>	
November 20	Waived CB Conrad Hamilton
November 20	Signed CB Elijah Williams
November 27	Placed LB Antony Jordan on injured reserve (shoulder)
November 27	Signed DT Ron Moore from the practice squad to the 53-man roster
November 27	Signed LB Shane Elam to the practice squad
<hr/>	
January 2	Waived WR Tony Martin
January 2	Signed WR Shawn Mills from the practice squad to the 53-man roster
January 2	Signed G Ian Allen to the practice squad

2001 ATLANTA FALCONS GAME HONORS

Game 2 – Falcons vs. Carolina (Sept. 23, 2001)

Offensive MVP – TE Brian Kozlowksi
Defensive MVP – DE Patrick Kerney
Special Teams MVP – LB Artie Ulmer
Overall MVP – QB Chris Chandler

(RB Jamal Anderson named NFC Offensive Player of the Week)

Game 3 – Falcons at Arizona (Sept. 30, 2001)

Offensive MVP – RB Maurice Smith
Defensive MVP – LB Keith Brooking
Special Teams MVP – S Johndale Carty
Overall MVPs – QB Chris Chandler and WR Terance Mathis

Game 6 – Falcons at New Orleans (Oct. 21, 2001)

Offensive MVPs – QB Chris Chandler and WR Shawn Jefferson
Defensive MVPs – CB Ashley Ambrose and LB Mark Simoneau
Special Teams MVP – PK Jay Feely

(LB Keith Brooking named NFC Defensive Player of the Week)

Game 8 – Falcons vs. Dallas (Nov. 11, 2001)

Offensive MVP – RB Maurice Smith
Defensive MVP – LB Henri Crockett
Special Teams MVP – CB Darrick Vaughn
Overall MVP – CB Darrien Gordon

(CB Darrien Gordon named NFC Special Teams Player of the Week)

Game 9 – Falcons at Green Bay (Nov. 18, 2001)

Offensive MVP – FB Bob Christian
Defensive MVP – DE Patrick Kerney
Special Teams MVP – P Chris Mohr
Overall MVP – QB Chris Chandler

Game 10 – Falcons at Carolina (Nov. 25, 2001)

Offensive MVP – FB Bob Christian
Defensive MVPs- DT Travis Hall and SS Johndale Carty
Special Teams MVP – LB Artie Ulmer
Overall MVPs – CB Ashley Ambrose and LB Keith Brooking

Game 13 – Falcons at Indianapolis (Dec. 16, 2001)

(CB Darrien Gordon named NFC Special Teams Player of the Week)

Game 14 – Falcons vs. Buffalo (Dec. 23, 2001)

Offensive MVP – WR Brian Finneran
Defensive MVP – LB Keith Brooking
Special Teams MVP – PK Jay Feely
Overall MVP – QB Chris Chandler
(QB Chris Chandler named NFC Offensive Player of the Week)

HISTORY



TEAM FOUNDER RANKIN M. SMITH



"He was a pioneer and a quiet leader. He was a person of great integrity and had a lot of respect from me and my predecessor, Pete Rozelle, and from all of the other owners. He was such a high quality person. He was a person on whose work you could rely on. In the 1960s he was a pioneer in bringing the NFL to Georgia, and particularly in the Southeast."

— NFL Commissioner Paul Tagliabue

"I always looked at him as a true Southern gentleman. He was one of the most giving people I've ever been around. He did a great deal for his community that nobody knows about because he was the type of person that he didn't want people to know. He was a person that did things to help people out and never wanted a pat on the back or anything for it. He was a great man and his family will miss him and this organization will miss him."

— Head Coach Dan Reeves

Team owner and founder Rankin M. Smith passed away from heart complications just hours before the Falcons October 26, 1997 game at Carolina. Some of the largest footprints on professional, college and high school sports in Atlanta belong to Smith, who founded the Atlanta Falcons in 1966.

Over three decades ago in the early 1960s, Smith began planting the seeds that saw professional sports finally blossom in Atlanta.

*Smith was part of a group that formed "Major Sports, Inc.," with goals of pro sports franchises for Atlanta. That group helped get Atlanta Stadium built by 1965. Major Sports, Inc., later became the Stadium Authority that operated Atlanta-Fulton County Stadium.

*Smith paid the highest price in NFL history at the time in 1965 for an NFL franchise. Former commissioner Pete Rozelle and Smith made the deal in about five minutes and the Atlanta Falcons brought the largest and most popular sport to the city of Atlanta.

*Smith worked with the city, county and state to build one of the largest facilities for conventions, trade shows and other major events in the world. The spectacular Georgia Dome opened its doors in 1992, giving the Falcons one of the best fan-friendly stadiums in America. Having the Georgia Dome helped land the Olympic games to Atlanta in 1992.

*He was the catalyst and the driving force in bringing the most prestigious of all sporting events, the Super Bowl, to Atlanta in 1994. The week-long fanfare and the most-watched TV sport in the world had a huge economic value to the city and tons of free publicity to lure other events, conventions and meetings to the city. He lobbied hard to bring back the game to Atlanta in 2000.

HISTORY CAPSULE

The date June 30, 1965, always will be remembered as both a termination and a commencement in the history of Atlanta sports. For on that day the end came to the many and disparate struggles to place a professional football team in the Southeast's key metropolis. At the same time the Atlanta Falcons were born and began a storied tenure in the National Football League.

All that had gone before – the successes (an \$18 million stadium to play in) and the near-misses (aborted attempts to place other franchises in the city) – was set aside for the immediate business of fielding a team in little over a year's time.

Prime mover in this task was Rankin Smith, a young insurance executive who had controlling ownership of the Falcons.

Virtually unknown to the general public before that June day, Smith immediately endeared himself to aficionados of the sport by asking a choice rhetorical question at a press conference following his acquisition of the franchise: "Doesn't every adult male in America want to own his own football team?" Not every adult male American has the wherewithal to swing such a deal, but it was comforting to hear that a man is capable of dreams like those of any other guy.

The day's proceedings threw the city into a happy delirium unequaled in the history of football. By the time Smith got back to his insurance office 24 hours later, there had been over 1,000 phone calls for tickets. He had to push his way through stacks of mail. By August, when a contest was completed which resulted in the nickname Falcons, a few of the avid fans even had come to blows in defense of what they believed their adopted team should be called. Several persons suggested the name "Falcons" in a contest, but a school teacher from nearby Griffin, Miss Julia Elliott, was selected winner because of her reasons: "the falcon is proud and dignified, with great courage and fight. It never drops prey. It is deadly and has a great sporting tradition."

By the middle of December, Smith had signed the most coveted college football player in the nation, Texas linebacker Tommy Nobis. By Christmas Eve, when the Falcons cut off a brief 54-day ticket sale requiring almost no promotion, an NFL record had been established for season tickets sold by a new club (45,000).

And in January, Smith surprised the entire athletic fraternity by naming a head coach who never had been mentioned in the perpetual stream of journalistic speculation about the job. But Green Bay Packer assistant Norb Hecker assumed his new post with vigor and immediately embraced the gigantic job of sifting – along with Director of Player Personnel Gene Cronin – a huge list of NFL players made available to the Atlanta expansion team by other teams in the league.

Finally, three men were chosen from each club and these 42 formed the nucleus of the roster Hecker had to work with when he took the team to summer training camp in Black Mountain, North Carolina in early July. Added to this group were the drafted rookies, scores of free agents and a few miscellaneous players obtained in trades. In all, Hecker and his staff were faced with evaluating over 130 men from July to September.

Then, on August 27, in Columbia, South Carolina, the Falcons recorded their first victory, defeating the San Francisco 49ers, 24-17, in a preseason game.

Once the stadium, Atlanta-Fulton County Stadium, was built, Atlantans felt the time was ripe to start pursuing professional football. One independent group which had been active in NFL preseason promotions in Atlanta applied for franchises in both the AFL and the NFL, acting entirely on its own with no guarantee of stadium rights. Another group reported it had deposited earnest money for a team in the AFL.

With everyone running in different directions, some local businessmen worked out a deal and were awarded an AFL franchise on June 7, 1965, contingent upon acquiring exclusive stadium rights from city officials. NFL Commissioner Pete Rozelle, who had been moving deliberately in Atlanta matters, headed on the next plane down to Atlanta to protect his league's claim on the city of Atlanta. He forced the city to make a choice between the two leagues. Of course, on that memorable June 30, Rankin Smith and the NFL were the choice.

The huge void which had been the Southeast without an NFL team was beginning to close. Fans were looking now toward Atlanta. The Falcons expect to be filling that void for a long time.

A new chapter in the history of the Atlanta Falcons began on December 6, 2001. On that day, Arthur M. Blank, the co-founder and retired co-chairman of Atlanta-based Home Depot, reached a preliminary agreement with the Falcons' Taylor Smith to purchase the team. In a special meeting prior to Super Bowl XXXVI in New Orleans on February 2, 2002, NFL owners voted unanimously to approve the purchase.

YEAR-BY-YEAR HISTORY OF THE FALCONS

1966

Rankin M. Smith was awarded, by the National Football League, a franchise for the city of Atlanta for \$8.5 million. At the time there were 14 NFL franchises in existence, eight AFL clubs. Officially, Atlanta became the 23rd professional football club in existence, the 15th in the NFL prior to the merger. An average of 56,526 people filled Atlanta Stadium to watch the Falcons finish their inaugural season at 3-11. The Falcons claimed their first victory on November 20 defeating the New York Giants, 27-16, at storied Yankee Stadium. Head Coach Norb Hecker's team, at the time, became the only expansion team in history not to finish in last place. The Falcons finished in seventh place in a field of eight teams in the NFL's Eastern Conference. The Falcons' first pick in the draft, LB Tommy Nobis, was voted to the Pro Bowl and named Rookie of the Year.

1967

A disappointing second year saw the Falcons finish the season at 1-12-1. While the broad picture looked bleak, there were cameos of excellence that led to a promising future. LB Tommy Nobis was named to his second Pro Bowl and RB Junior Coffey ended the year with 722 yards to finish as the eighth leading rusher in the league and the Falcons' Most Valuable Player.

1968

Norm Van Brocklin was named to replace Norb Hecker as head coach after three games in the season. The 2-12 Falcons won twice after Brocklin's arrival and finished short by a touchdown or less in three other games. Claude Humphrey, the Falcons first-round draft choice, was voted NFL Defensive Rookie of the Year for his play at left end. Billy Lothridge, despite having to start at safety, won his second consecutive NFL punting championship. LB Tommy Nobis was also named to his third-straight Pro Bowl.

1969

The Falcons doubled their best victory total ending the season at 6-8. Atlanta started the season with its first victory in a season opener, a 24-12 decision vs. San Francisco at Fulton-County Stadium. Backup QB Randy Johnson was named NFL Offensive Player of the Week for his four-touchdown effort in the Falcons' 48-31 victory over the Chicago Bears on November 16. RB Harmon Wages scored three touchdowns vs. New Orleans on December 7, as he threw, caught and ran for a touchdown in a 45-17 win. The club would finish the season in its highest place yet in the Coastal Division at third. Seven Falcons were named to the Pro Bowl: RB Jim Butler, QB Bob Berry, LB Greg Brezina, K Bob Etter, T George Kunz, TE Jim Mitchell and DB Ken Reaves.

1970

The Falcons completed their fifth season at 4-8-2, but were not far away from having their first winning season as four times Atlanta led deep in the fourth quarter (vs. San Francisco, Green Bay, Los Angeles and Philadelphia) only to lose or be tied in the final moments. Quarterback Bob Berry had the franchise's first 300-yard passing game vs. the Packers on September 27 and RB Jim Butler set a new club record in rushing with 127 yards on 17 carries in the home opener vs. the 49ers on October 4. Over 30 million viewers saw the Falcons face the Dolphins in Atlanta's first game nationally on Monday Night Football with Miami prevailing, 20-7. Defensive end Claude Humphrey, T George Kunz and LB Tommy Nobis represented the Falcons at the Pro Bowl.

1971

For the first time in team history, ticket prices are raised. Most seats increase in price from \$6 to \$7.50. Head coach Norm Van Brocklin was elected to the Pro Football Hall of Fame. Furman University in Greenville, South Carolina, becomes the third home of the Falcons' training camp. The Falcon uniform is also changed as the team switches to red jerseys. On November 22, Atlanta wins its first nationally-televised game with a 28-21 victory over Green Bay at home on Monday Night Football. The Falcons post their first winning season in history at 7-6-1, after WR Ken Burrow pulls in a winning touchdown pass from QB Bob Berry with 40 seconds remaining in a 24-20 victory over New Orleans on December 19 in the regular-season finale but still do not qualify for the postseason. Defensive end Claude Humphrey is named to his second-straight Pro Bowl.

1972

Draft rights for Heisman Trophy winner Pat Sullivan of Auburn are obtained as the Falcons make four deals involving six veterans. Running back Dave Hampton scores two touchdowns and rushes for a club record of 161 yards as the Falcons stop Los Angeles, 31-3, on October 1 for the team's first victory ever, in 11 games, over the Rams. Fellow RB Art Malone rushes for 103 yards, marking the first time in Atlanta's seven-year history that two backs have ever gained 100 yards or more rushing in one game. On December 17, Hampton gains enough yards to go past the 1,000-yard rushing mark for the season, but then loses six of it to finish with 995 yards on the season, thus not becoming the team's first 1,000-yard rusher. The Falcons finish with a 7-7 record and in second place in the NFC Western Division. Defensive end Claude Humphrey, LB Tommy Nobis and TE Jim Mitchell are named to the Pro Bowl for the Falcons.

YEAR-BY-YEAR HISTORY OF THE FALCONS

1973

Smashing 35 team records, the Falcons defeat New Orleans in the season opener, 62-7. In one of the most dramatic comebacks in the club's history, Atlanta rebounds to defeat the previously unbeaten Minnesota Vikings, 20-14, before a capacity crowd at Atlanta Stadium and a national-television audience. The Falcons finish the season at 9-5 for their most wins and best record ever, but lose out for the playoffs by just one game. Rookie kicking specialist Nick Mike-Mayer, DE Claude Humphrey, DE John Zook and T George Kunz were named to the National Football Conference Pro Bowl team on December 18.

1974

Norm Van Brocklin is fired as head coach-general manager after eight games into the season on November 5. Marion Campbell, the Falcons' defensive coordinator since 1969, is named head coach the following day. A record low of 40,202 "no shows" is recorded at Atlanta Stadium as Los Angeles defeats the Falcons, 30-7, in sub-freezing weather on December 1. Rookie QB Kim McQuilken, making his second start of the year, leads the Falcons to a season-closing 10-3 victory over Green Bay to finish the team's record for the year at 3-11. DE Claude Humphrey and C Jeff Van Note are selected to represent Atlanta at the Pro Bowl.

1975

The Falcons trade veteran T George Kunz and a draft choice to Baltimore for the No. 1 pick in the 1975 NFL draft. Atlanta also got the Colts' sixth round choice. Quarterback Steve Bartkowski of California, a consensus All-America, is selected by the Falcons as the No. 1 draft choice on January 28. On February 26, Pat Peppler, instrumental in the construction of two Super Bowl championships at Green Bay (1967 and 1968) and Miami (1973 and 1974), is named the Falcons' new general manager. Running back Dave Hampton finally cracked the elusive 1,000-yard Club, by gaining 61 yards in the final game of the season against the Green Bay Packers. Those yards pushed his total to 1,002, making him the first back in Falcons history to gain 1,000 or more yards rushing. Atlanta ended the season at 4-10. The Falcons had two players selected to the Pro Bowl following the season: C Jeff Van Note and P John James.

1976

After the club's fourth loss in five starts, Marion Campbell is fired as head coach. Chairman of the Board Rankin M. Smith Sr. names Pat Peppler interim head coach on October 11. Atlanta exploded for 17 points in the fourth quarter to upset playoff-bound Dallas, 17-10, on Nov. 21, before 54,992 fans at Atlanta-Fulton County Stadium. Under Peppler, the Falcons finish the season 4-10. Punter John James is selected to his second straight Pro Bowl.

1977

The Falcons begin a complete revamping of the front office. On February 1, former Washington Redskin and Dallas Cowboy quarterback Eddie LeBaron is named General Manager and Rankin M. Smith, Jr. is named President of the team. Leeman Bennett, an assistant coach with the Los Angeles Rams for four years, is named the Falcons' head coach on February 3. The May 3-4 draft sees the Falcons with two first round choices, which are used to select T Warren Bryant of Kentucky and DT Wilson Famuina of San Jose State. During the season, the Falcons defense established a modern-day NFL record of 129 points allowed in a 14-game season, as the club finishes 7-7. The defense gains the popular nickname "The Critz Blitz". Punter John James, DE Claude Humphrey and DB Rolland Lawrence are named to the Pro Bowl.

1978

On March 30, the Falcons announce plans for a new year-round training site and team headquarters to be constructed in Suwanee, Georgia. The team unveiled new uniforms, which featured silver-gray pants on August 19. The Falcons record their first ever shutout in Atlanta-Fulton County Stadium on October 15, with a 14-0 defeat of Detroit. Tim Mazzetti kicks five field goals to give Atlanta a 15-7 Monday Night victory over the Los Angeles Rams on October 30. On December 16, the Falcons clinch their first ever playoff berth when Chicago defeats Washington as the Falcons close out the season with a 9-7 record. Quarterback Steve Bartowski throws two touchdown passes in the final eight minutes to spark a 14-13 Atlanta win vs. Philadelphia in the NFC Wild Card Playoff Game on December 24 for the Falcons first-ever playoff victory. The Falcons lose the next week in the Divisional Playoff Game 27-20 at Dallas after squandering a 20-13 half-time lead.

1979

Rookie RB William Andrews establishes a new club single game rushing record with a 167-yard performance at New Orleans on September 2, in his NFL debut. On September 16, QB Steve Bartowski sets a new franchise record for single game passing with 326 yards on 20 of 29 passing against Denver. Running back Lynn Cain becomes the first Falcon player to ever score three touchdowns in a single game as he catches two and rushes for another against Oakland on October 14. In a 31-21 victory over San Francisco on December 16, records were broken for the season by Andrews with 1,023 yards rushing, WR Wallace Francis with 74 catches for 1,013 yards and by Bartowski with 2,502 passing yards (203-379). The Falcons finish the year at 6-10 and C Jeff Van Note is selected to play in the Pro Bowl.

YEAR-BY-YEAR HISTORY OF THE FALCONS

1980

The Falcons go on a nine-game winning streak, starting with a 41-14 rout of New Orleans, to finish with a 12-4 record to capture the team's first-ever NFC Western Division title. The Falcons nine straight wins and 12 wins on the season are both club bests. In a battle of 12-4 teams in Atlanta, the Falcons build a 27-17 lead over Dallas in the NFC Divisional Playoff game, but are defeated by the Cowboys 30-27 in front of the largest crowd in stadium history (60,022). The year features club records in passing from QB Steve Bartkowski (3,544 yards and 31 TDs), rushing by RB William Andrews (1,308 yards) and receiving by WR Alfred Jenkins (1,025 yards) plus LB Al Richardson got a takeaway in nine consecutive games as the team garnered a total of 42 takeaways. A record six Falcons are selected to play in the Pro Bowl: Andrews, Bartkowski, Jenkins, C Jeff Van Note, T Mike Kenn and TE Junior Miller.

1981

Trailing Green Bay 17-0 after three quarters on the road, the Falcons erupt for an NFL record tying 31 fourth quarter points in a 31-17 win. The team finishes the year at 7-9 and has a club-record seven members selected to the Pro Bowl: T Mike Kenn, QB Steve Bartkowski, C Jeff Van Note, WR Alfred Jenkins, RB William Andrews, TE Junior Miller and G R.C. Thielemann. The team will look back on seven losses of five points or less as to why they finished with the 7-9 record. The defeats were by 1,2,2,3,3,3 and 5 points.

1982

Season ticket sales are halted after reaching a club record 55,144 as Atlanta finishes the strike-shortened season at 5-4. For the third time in five seasons, the Falcons go to the playoffs with a playoff-clinching 17-7 victory on national-television at San Francisco on December 19. In the opening round of the playoffs at Minnesota, the Falcons special teams score touchdowns on a blocked punt and a fake field goal to help build a 21-13 lead in the second half. But the Vikings rally for 14 points in the 4th quarter to win 30-24. Tackle Mike Kenn, G R.C. Thielemann, C Jeff Van Note and RB William Andrews are selected to the Pro Bowl.

1983

The Falcons end the year with a 7-9 record as new head coach Dan Henning takes over the team. Defensive end Kenny Johnson became only the 12th player in NFL history to score two touchdowns in the same game on interception returns as Atlanta defeats Green Bay 41-34 in overtime. Running back William Andrews sets a new club record with 331 rushing attempts for 1,567 yards. Quarterback Steve Bartkowski has his third 3,000-yard season and set a team mark with a 63.4% completion rate and just a 1.1% interception rate (5 interceptions in 432 passing attempts), while C Jeff Van Note starts his 200th game as a Falcon on December 18. Andrews, PR Billy "White Shoes" Johnson, T Mike Kenn and G R.C. Thielemann are all named to the Pro Bowl for the Falcons.

1984

Running back Gerald Riggs takes over for the Falcons' all-time leading rusher William Andrews who is out for the season after knee surgery. On opening day at New Orleans, Riggs sets a new club record with 35 attempts for 202 yards in a 36-28 win. This begins the first of three consecutive 1,000-yard seasons for Riggs who carries 483 times over 18 games without fumbling. The Falcons finish the year at 4-12 and T Mike Kenn is the lone player for Atlanta selected to play in the Pro Bowl.

1985

Billy "White Shoes" Johnson became the NFL's all-time leading punt returner as he gains 58 yards in the season opener versus Detroit on September 8. On the final game of the season, RB Gerald Riggs runs for 158 yards, his 9th 100-yard game of the year, in a 16-10 win at New Orleans to finish the season with 1,719 yards and leads the NFC in rushing, while being named to the Pro Bowl. The team ends their second straight season at 4-12. Eddie LeBaron, Vice President and CEO, is dismissed, while former Falcon head coach Marion Campbell is hired as defensive coordinator.

1986

The Falcons soared to four straight wins by beating New Orleans, St. Louis, Dallas and Tampa Bay for the best-ever start in club history. On December 14, Atlanta Fulton-County Stadium played host to Jeff Van Note day as the 18-year veteran center was honored after 246 games. With all his family present, Van Note was presented gifts including a vintage 1957 Chevy (symbolic of his jersey #57 and being a classic). Place kicker Mick Luckhurst extended his club record to 117 consecutive PATs, as the team lost seven of their last nine contests to end the year at 7-8-1. Guard Bill Fralic and RB Gerald Riggs were selected to represent the Falcons at the Pro Bowl.

YEAR-BY-YEAR HISTORY OF THE FALCONS

1987

For the second time in his career, Marion Campbell is named head coach of the team. After being defeated 48-10 at Tampa Bay in the season opener the Falcons rebound claiming victory over the eventual World Champion Washington Redskins 21-20 in front of over 50,000 fans at Fulton-County Stadium on September 20. Also on that day, PR Billy "White Shoes" Johnson added another milestone to his brilliant career by becoming the NFL's all-time leading punt returner by recording his 259th lifetime return. On September 22, the NFL Players Association walk off the job for the second time in five years, but only one game is cancelled. The League's owners decide to continue with replacement players. Running back Gerald Riggs becomes the club's all-time leading rusher with 5,987 yards, surpassing William Andrews on December 6. Punter Rick Donnelly and WR Sylvester Stamps claim a pair of NFL individual titles as they finish the season with the league's punting title with a 44.03 average and a league-best 27.5 kickoff return average, respectively. The Falcons end the year with a 3-12 record, while G Bill Fralic and Riggs are named to the Pro Bowl.

1988

An improving Falcons defense was among the best in the NFL during the second half of the season as Atlanta finishes the '88 campaign at 5-11. Atlanta's "baby boomers" (average age of 25) allowed only six touchdowns over the final seven games. Cornerback Scott Case laid claim to a spot in the Pro Bowl by being named NFC Defensive Player of the Month for November. Case picked off 10 passes on the season to finish atop the league charts and set a Falcons record for interceptions in a season. Running back John Settle put his name in the league record book by becoming the first free agent in NFL history since the 1970 merger to gain 1,000 yards in a season with 1,024 yards. Guard Bill Fralic joined Case and Settle in the Pro Bowl following the season.

1989

Deion "Prime Time" Sanders, who after a lengthy holdout, reports to camp and takes part in practice on Friday and a Saturday walk-through before the season opener versus the Los Angeles Rams. In the first quarter, Sanders returns a punt 68 yards for a touchdown. After hitting a homerun for the New York Yankees earlier in the week, it makes him the only modern day athlete to hit a homerun and score a touchdown in the same week. G Bill Fralic goes to a fourth consecutive Pro Bowl, the only guard in the NFL to do so, and is named to the 2nd team of the All-NFL team of the 80's. Rookie WR Shawn Collins leads all NFL rookies and sets a club rookie mark with 58 catches, while Sanders gains post-season recognition by leading all rookie defensive backs with five interceptions and gaining over 1,000 yards in return yardage. Head coach Marion Campbell announces his resignation after 12 games (3-9); leaving assistant head coach Jim Hanifan to take over for the final four games. The team ends the season with a 3-13 mark.

1990

Former Falcons defensive coordinator and Houston Oilers head coach Jerry Glanville accepts the offer to become the Falcons 9th head coach in franchise history. The team announces plans for their 25th Anniversary season that includes going back to the original black jerseys of 1966. In addition, black helmets are unveiled along with the anniversary logo patches for the uniforms. With the number one pick in the draft, Atlanta trades with Indianapolis for six-time Pro Bowl lineman T Chris Hinton, all-rookie WR Andre Rison and the following year's #1 pick. The Falcons close their first-ever undefeated preseason at 4-0 with a 45-14 win over New England. On September 9, Houston comes to town to face Atlanta and their former coach, but the Falcons prevail scoring three defensive touchdowns en route to a 47-27 victory. The Falcons led the NFL with a 3.3 per carry rush defense as the team moved up in over 20 statistical categories from the previous season to finish the year at 5-11. Linebacker Jessie Tuggle led the NFL in tackles with 201 and Rison sets a club mark with 82 pass receptions on his way to a Pro Bowl berth.

1991

The Falcons proved to be one of the most exciting and entertaining teams of the NFL in '91, winning six straight games down the stretch and eight of their last 11 contests, to earn a playoff berth at 10-6. Atlanta had the second most wins in club history with 11 and captured their first road playoff victory at New Orleans. The Falcons also made team history by sweeping through their NFC West road trips by defeating the Saints, Rams, and 49ers, giving San Francisco their only home loss on the season. A sellout crowd witnessed the Falcons final home game of the 1991 season, as well as Atlanta's final game in Fulton-County Stadium. The Falcons defeated Seattle, 26-13, to run their home win streak to five straight. Cornerbacks Deion Sanders and Tim McKyer both co-led the NFC in interceptions with six apiece. Sanders was joined at the Pro Bowl by teammates WR Andre Rison, QB Chris Miller and T Chris Hinton.

YEAR-BY-YEAR HISTORY OF THE FALCONS

1992

On August 23, a sold-out crowd and a national TV audience saw the Falcons win the first-ever football game in the new Georgia Dome, 20-10, over the Philadelphia Eagles. In the regular season opener in the Dome, Atlanta scored on their first four possessions en route to a 20-17 win over the New York Jets before another sellout crowd. The Falcons led the NFL with a club record 33-touchdown passes and became the only team to have 30 or more touchdowns in both '91 and '92. The 336 pass completions were a club season best as were the 194 passing first downs. Wide receiver Andre Rison set a club record with 93 receptions and became the first player in NFL history to have 300 catches in their first four years in the league. The Rison-Michael Haynes wide receiver tandem netted 21 touchdowns to lead the NFL for the second straight year (23 in '91). The team finished the season with a 6-10 record as Rison, DB Deion Sanders, LB Jessie Tuggle and special teams standout Elbert Shelley were named to the Pro Bowl.

1993

Led by Pro Bowlers WR Andre Rison, QB Bobby Hebert, S Elbert Shelley and PK Norm Johnson, Atlanta's offense scored over 300 points for the fourth consecutive season. Rison scored a club record 15 TDs and set a new standard for the most receptions in his first five seasons with 394. Hebert finished third in the NFL with a career-high 24 touchdown passes and had the NFL's longest play of the year, a 98-yard strike to WR Michael Haynes. Johnson nearly had a perfect season, connecting on 26-of-27 field goals (.963), while stretching his consecutive FG streak to 26 in-a-row, the second best mark in NFL history. Pro Bowl cornerback Deion Sanders continued to be an impact player, picking off seven passes while shutting down the league's top receivers. Third-year RB Erric Pegram made a name for himself, rushing for 1,185 yards, the fourth highest total in '93 as the team ended the year for a second straight season at 6-10.

1994

June Jones was named the Falcons' 10th head coach on January 24 replacing Jerry Glanville who resigned following the 1993 season. The '94 season was trademarked by the way the team started and ended each game. The Falcons came out ready to play in the first quarters, rolling up a combined 93-61 advantage in those first 15 minutes of play. Atlanta also had the lead in 14 of the 16 games they played in and led 12 of those 16 games, heading into the fourth quarter only to finish the year with a 7-9 record. In 11 of the 16 games, the Falcons had the lead at the two-minute warning only to falter in the end. Wide receiver Terance Mathis closes out a brilliant season with a club record 111 receptions, the fourth highest total of all-time. His 1,342 receiving yards ranks second on the Atlanta's all-time charts. For his efforts, he is voted to the '95 Pro Bowl along with teammates LB Jessie Tuggle and S Elbert Shelley.

1995

In what would be Atlanta's first playoff season since 1991, the Falcons ended the regular season with a 9-7 mark, while establishing some club and league records along the way. Placekicker Morten Andersen, who was signed as a free agent from New Orleans before training camp, sets an NFL- mark with three field goals from beyond 50 yards in one game. Shots from 55, 55 and 51 capped a 19-14 victory over Andersen's former Saints teammates to give Atlanta their first sweep of New Orleans since 1985. Needing a win to make the playoffs, the Falcons pull off the improbable, defeating the defending World Champion 49ers, 28-27, in front of a frenzied crowd at the Georgia Dome on Christmas Eve. Quarterback Bobby Hebert connects with WR Terance Mathis on two touchdowns, including the game-winner, as Mathis makes an incredible run to the end zone with 1:45 remaining. Atlanta establishes an NFL record by having four players each gain 1,000 yards, including WRs Eric Metcalf (1,189), Terance Mathis (1,039), Bert Emanuel (1,039) and RB Craig Heyward (1,083). Quarterback Jeff George, meanwhile, became only the 18th quarterback in league history to have over 4,000 yards passing in a season by finishing with 4,143 yards. Linebacker Jessie Tuggle, S Elbert Shelley, DE Chris Doleman, Andersen and Hayward were named to the Pro Bowl.

1996

Only one season after earning a wild-card berth, Atlanta tied a club-mark for most losses and finished with the third-poorest winning percentage (.188) in team history with a 3-13 mark. A 31-15 victory over the Saints on December 8 snapped a 10-game road losing streak and provided the team with its first NFC West win outside the Georgia Dome since an overtime win in New Orleans on September 17, 1995. In a lone bright spot, RB Jamal Anderson became the seventh Falcons player in club history to rush for over 1,000 yards in a season, gaining 1,055 on the year. With Anderson's accomplishment, the Falcons were the only NFL team to have three different players in the past four years to gain 1,000 yards. On December 23, head coach June Jones was dismissed from the team.

1997

On January 3, Dan Reeves is named the 11th head coach in franchise history as he comes to Atlanta as Executive Vice President of Football Operations/Head Coach. After a difficult 1-7 start, the Falcons went 6-2 in their final eight games to finish 7-9, marking one of the best second-half comebacks in NFL history. Quarterback Chris Chandler came on strong and ranked second in the NFL in QB rating (95.1) on his way to his first Pro Bowl appearance, joining teammate LB Jessie Tuggle. The real story of the season, however, was the tremendous play of the defensive line, which established a club record 55 sacks to rank 2nd in the NFL. Defensive end Chuck Smith (12.0 sacks) and DT Travis Hall (10.5 sacks) led the charge. Team owner and founder Rankin M. Smith passed away on October 26 from heart complications just hours before the Falcons were to play a nationally televised game at Carolina. The 72-year old was remembered at a Tuesday memorial service as a quiet, behind-the-scenes "pioneer" who helped bring professional sports, and other major contributions, to his beloved city of Atlanta.

1998

The Falcons, who jumped from a 7-9 finish in 1997 to a franchise record 14-2 in 1998, specialized in quick turnovers. In one of the more heart felt stories of the year, head coach Dan Reeves underwent quadruple bypass surgery and a mere five weeks later coached his team to a 30-27 overtime victory against Minnesota to capture the NFC Championship that matched the Falcons against the Denver Broncos in Super Bowl XXXIII in Miami. The team accomplished many firsts in 1998 with the first-ever 8-0 home mark, best overall record at 14-2, most points in a season with 442 that included a best 53 touchdowns and a league-high 44 takeaways. Atlanta was paced by RB Jamal Anderson, who set a team record with 1,846 yards rushing, including an NFL high 12 100-yard games. The Falcons dubbed themselves the "Dirty Birds" and Anderson created a touchdown dance to fit the name. The dance, which even consisted of flapping arms to act like wings, was introduced when TE O.J. Santiago celebrated his two-touchdown effort following a 41-10 victory at New England in early November. The fever it generated captivated a national audience as well as brought the Falcons to the front of the Atlanta sports scene. Dan Reeves joining Anderson on stage for a rendition of the "Dirty Bird" following the NFC Championship trophy presentation was a lasting highlight of the team's journey to the Super Bowl. Reeves, who was named NFL Coach of the Year, guided his Falcons to just the second NFC West title in the 33-year history of the franchise. Quarterback Chris Chandler, CB Ray Buchanan, S Eugene Robinson, LB Jessie Tuggle and T Bob Whitfield joined Anderson in representing the Falcons in the Pro Bowl.

1999

The Atlanta Falcons entered the 1999 season with the hopes of defending their 1998 NFC Championship crown and becoming the first NFL team ever to reach the Super Bowl in its own stadium. The Georgia Dome was the site of Super Bowl XXXIV. Unfortunately the setbacks of an 0-4 start led the Falcons to a disappointing 5-11 finish. In Week 2 against the Dallas Cowboys in a Monday Night Football matchup at Texas Stadium, RB Jamal Anderson was lost for the season with a knee injury. The Falcons did reach some milestones through the season. Wide receiver Terance Mathis became the club's all-time leader in receptions with a 12-catch, 166-yard performance in a Monday Night Football game at Pittsburgh. Linebacker Jessie Tuggle had his 12th-straight 100-tackle season after finishing with a team-leading 122 total tackles.

2000

After a 2-1 start that included victories over two key NFC West opponents, the Falcons season took a turn for the worse with a 4-12 final record. The Falcons suffered several key injuries including a season-ending foot injury to LB Keith Brooking after five games and LB Jessie Tuggle in the eighth game of the season. Running back Jamal Anderson returned to action following a 1999 season-ending knee injury, starting all 16 games and finishing with his fourth 1,000-yard season with 1,024 yards. Placekicker Morten Andersen began the season with a five-field goal game vs. San Francisco and then ended the year with five field goals in the season-finale vs. Kansas City. In the process he became the Falcons all-time leader in both field goals and points. Wide receiver Terance Mathis became the club's all-time leader in receiving yards to pass WR Alfred Jenkins in that category. Rookie CB Darrick Vaughn, the Falcons seventh round draft choice, led the NFL with a 27.7 average and three kickoff returns for a touchdown. That average and the three touchdowns are both Falcons single-season high marks.

2001

The 2001 Atlanta Falcons entered Week 15 with a matchup at Miami with a 7-7 record and still alive in the NFC playoff race. Three controversial calls by the officials and two goal line stands by the Dolphins defense ended the Falcons postseason hopes with a 21-14 defeat. The next week the Falcons traveled to St. Louis and lost 31-13 to finish the year with a disappointing 7-9 record. Even with two overtime losses to San Francisco when the Falcons squandered fourth quarter leads, Atlanta jumped to a 6-4 record before winning just one of their remaining six games. Included in the wins was a big 23-20 victory over the Green Bay Packers at Lambeau Field, highlighted by a 352-passing effort by QB Chris Chandler. Long after memories of the disappointing 2001 season end, the year will be remembered for the nucleus of young players that emerged and will hopefully lead the Falcons to a successful future. Among the group of young players that stood out were Pro Bowl LB Keith Brooking, who had 10 or more tackles in 11 of the team's 16 games, and first-round draft pick QB Michael Vick. Vick had the normal growing pains of any rookie quarterback, but in the Miami game Vick, who played following an elbow injury to Chandler, showed flashes of his potential, completing 11 of 20 passes for 214 yards with a touchdown and gaining 63 yards rushing on five carries. Among his highlights were a 52-yard pass to WR Brian Finneran and a 23-yard scramble for a first down on a fourth-and-15 play. A renewed Chandler led the team to a 6-4 record in games where he started and finished, and DE Patrick Kerney had a breakout year with a team-leading 12.0 sacks. The day before the draft, the Falcons obtained the first pick in a trade with San Diego and used the pick on Vick, who is expected to be the quarterback of the future. In another historical move, team President Taylor Smith agreed to sell the team to local businessman Arthur Blank, who was approved by the NFL owners the day before the Super Bowl. A week before the final preseason game the end of an era came upon the Falcons when LB Jessie Tuggle retired following 14 seasons in Atlanta. The example he set helped his replacement Brooking, who was moved from the weakside linebacker spot to the middle, spring to the top of the middle linebacker lists in the NFL with a career-high 167 tackles.



HISTORICAL CALENDAR

- The Start**
June 30, 1965
The NFL awards a franchise to 41-year-old Rankin M. Smith, Executive Vice President of Life Insurance Company of Georgia, for \$8.5 million. At the time there were 14 NFL franchises in existence, 8 AFL clubs. Officially, Atlanta became the 23rd professional football club in existence, the 15th in the NFL prior to the merger of the Leagues.
- Officially Titled**
Aug. 20, 1965
"Five Smiths, Inc." is registered as the corporate name for the Atlanta franchise. It is so named for Rankin Smith's five children: Rankin, Jr., Carrol Christine, Dorothy Ann, Taylor, and Nancy Karen.
- Stockholders**
Aug. 24, 1965
The listed stockholders of the franchise included Lindsey Hopkins, Jr., Howard Dobbs, Jr., Cody Laird, Jr., I. M. Sheffield III, Dorothy Laird Williams, W. Barrett Howell, and M. E. Kilpatrick.
- The Nickname**
Aug. 29, 1965
"Falcons" was suggested by many, with reasons from a school teacher from Griffin, Georgia singled out. Miss Julia Elliott said: "the Falcon is proud and dignified, with great courage and fight. It never drops its prey. It is deadly and has a great sporting tradition." A logo was designed by Wayland Moore Studios.
- You Need Players**
Sept. 9, 1965
Halfback Bob Paremore and split end Gary Barnes, who had been in the NFL with the Cardinals and Bears, were the first two players to sign with the Falcons.
- The First Draft**
Nov. 27, 1965
With the first pick in the entire draft, the Falcons chose Outland Trophy winning Linebacker Tommy Nobis from the University of Texas. After being drafted also by Houston of the AFL, he chose the Falcons on Dec. 14 and signed a contract. As the Falcons got two choices in each of the first five rounds, QB Randy Johnson of Texas A&I was the other first round pick by Atlanta. All told, the Falcons gained 25 players in the 20 round draft, the last one being defensive back Bob Riggie from Penn State. Nobis is the club's Vice President/Corporate Development, while Riggie served 21 years as a team scout.
- 
- The Head Coach**
Jan. 26, 1966
Norb Hecker, 39, left the Green Bay staff of Vince Lombardi to accept the job as the Falcons first head coach. He was with Lombardi seven years as they won three world titles and four conference titles. Gene Cronin, the Director of Player Personnel, deserves the distinction of being the first member of the Falcon organization named by Mr. Smith.
- Supplemental Draft**
Feb. 16, 1966
Allotted three picks from each of the 14 other NFL teams, the Falcons added 42 more players. Each team, who had a 40-man roster, placed 11 available for the Falcons to select from. Among those picks was their first leading rusher (Junior Coffey from Green Bay), their first leading receiver (Alex Hawkins from Baltimore), and a defensive captain (Bill Jobko from Minnesota).
- Head for the Mountains**
March 26, 1966
A YMCA Camp, Blue Ridge Assembly on Black Mountain, N.C. (near Asheville) is selected as the first summer training camp home.
- The Merger Occurs**
June 8, 1966
The AFL and NFL agree to merge with a Championship Game to be played. The teams would not actually begin playing regular season games until 1970. Atlanta was assigned to the NFL's Western Conference, Coastal Division, with the Los Angeles Rams, Baltimore Colts, and San Francisco 49ers.
- The First Practice**
July 2, 1966
Training Camp opened with some 130 players checking in for physicals and their chance to be an NFL player. One of the camp's visitors was Rev. Billy Graham, who lived just a few miles from the Blue Ridge Assembly. All told, 66 rookies reported with the vets checking in on July 9.
- The First Game**
Aug. 1, 1966 (Preseason)
Before 26,072 at Atlanta Stadium, Philadelphia claims a 9-7 win over the Falcons. Trivia fans might want to note that QB Dennis Claridge passed one yard to Tom Wilson for the Falcons first ever touchdown (second quarter) to provide a 7-6 halftime lead.

HISTORICAL CALENDAR

This Game Is For Real Sept. 11, 1966	The Los Angeles Rams handed the Falcons a 19-14 loss before 54,418 at Atlanta Stadium. The Rams of George Allen were led by QB Roman Gabriel (294 yards). After a 16-0 lead, Atlanta rallied to make it 16-14 before a third quarter Ram FG ended the scoring. Pre-game ceremonies included Commissioner Pete Rozelle, Governor Carl Sanders, and Mayor Ivan Allen. Falcon RB Ernie Wheelwright ran for 91 yards and caught a pass for 25 more to lead the offense.
The First Points Sept. 11, 1966	It was the second quarter when QB Randy Johnson hit Gary Barnes for a 53-yard touchdown to officially score the first points for the Atlanta Falcons.
The First Official Win Nov. 30, 1966	After nine straight losses, the Falcons claimed one for the W column at Yankee Stadium (62,746), 27-16. Former Giant Ernie Wheelwright scored two TD's receiving and ran for 51 more yards as QB Randy Johnson hit for a trio of TD's.
Tying an NFL Record With 1st HOME Win Dec. 11, 1966	The Falcons tied an NFL record for an expansion team (Minnesota) by winning a third game. This victim was the St. Louis Cardinals, 16-10, before 57,169. The second win had been at Minnesota with Bobby Riggles returning an interception 62 yards for a touchdown.
Atlanta's First All-Pro Dec. 15, 1967	Linebacker Tommy Nobis was named to the AP All-Pro team, a Falcon first. This honor followed his Rookie of the Year performance in 1966 (Bert Bell Award and Pro Football Writers Association).
A New Regime Oct. 1, 1968	Norm Van Brocklin, formerly head coach of Vikings, is named to replace Norb Hecker after three games of season. Two weeks later, his Falcons beat New York, 24-21, in first meeting between Van Brocklin and his former QB, Fran Tarkenton.
Starting On the Right Foot Sept. 21, 1969	Falcons win first season opener ever, beating 49ers, 24-12, before home fans. Rookie Tight End Jim Mitchell scored two TD's and club set team record with 229 yards rushing.
Triple Play Dec. 7, 1969	Harmon Wages had a game to remember in this 45-17 rout of the Saints. The second year back threw for a TD in the first quarter (16 yards to Flatley), then caught a pass for a TD in the second quarter (88 yards), and then ran for a TD in the fourth quarter (66 yards).
A Passing Feat Sept. 27, 1970	In Week Two at Green Bay, QB Bob Berry sets club records with the Franchise's first 300-yard passing game (28-44 for 302), but Packers rally for 27-24 win.
Cannonball Explodes Oct. 4, 1970	Jim "Cannonball" Butler, just one week after Berry's passing record, sets a new club rushing record in the home opener against the 49ers. The seven-year veteran set two club records that day. One was for most yards (127 on 17 carries), the other was for most fumbles (4).
National TV! Nov. 30, 1970	Over 30 million Monday Night TV viewers saw their first game from Atlanta as the Miami Dolphins came to town with ABC-TV. Larry Csonka (108) and Mercury Morris (76) ran away with a 20-7 Miami victory.
A Hall of Famer Feb. 23, 1971.	Coach Norm Van Brocklin is elected to the Pro Football Hall of Fame.
Catch This Act Oct. 3 and Dec. 19, 1971	Rookie sensation Ken Burrow made more yardage receiving in one game than any NFC receiver, and he wrote his name in the club record book TWICE. He had 190 yards at Detroit and duplicated that feat at New Orleans. All of this was done playing the final 11 games with a broken wrist.
A Winning Season Dec. 19, 1971	In dramatic fashion with 40 seconds left, the Falcons score to beat New Orleans, 24-20, to finish the season at 7-6-1, thus giving them the first winning season in club history.
A Coast to Coast Win Nov. 22, 1971	Falcons win their first Nationally televised game with a 28-21 triumph over Green Bay in Atlanta. Atlanta had 77 plays to the Packers 33, outgaining them 386-143, as Monday Night TV televised the action.
A Jinx Is Ended With 1-2 Punch	After 10 unsuccessful tries, Falcons finally defeat the L.A. Rams, in humiliating fashion, 31-3 at Atlanta Stadium. Hampton and Art Malone set a club record by each running for over 100 yards (161 Hampton and 103 Malone).

HISTORICAL CALENDAR

<p>"Unofficial" 1,000 Dec. 17, 1972</p>	<p>Dave Hampton technically was the club's first 1,000- yard rusher. At Kansas City, the veteran running back scampered around end for his 1,000th yard. However, his next carry was a six-yard loss and his final carry a one-yard gain. Thus, he ended at 995, never officially getting his name in the Falcon record book.</p>
<p>Lighting Up Scoreboard Sept. 16, 1973</p>	<p>Opening against New Orleans, Falcons smash 35 team records en route to 62-7 victory.</p>
<p>Monday Night Madness Nov. 19, 1973</p>	<p>Unbeaten Vikings (9-0) come to town to face surging Falcons (five in a row) before national audience. No Falcon fan is disappointed as club responds to challenge with 20-14 win for 6th straight.</p>
<p>"Hard-Luck" Hampton and Falcons 1973 Season</p>	<p>After missing by five yards for a 1,000-yard season in 1972, Dave Hampton comes even closer in 1973. Needing 87 yards in the finale, he gets just 84 and finishes three yards shy of the magic number. The Falcons are equally close, finishing 9-5 for their most wins and best record ever, but losing out for the playoffs by one game.</p>
<p>Trading for the Future Jan. 27, 1975</p>	<p>In order to obtain the rights to the number one pick in the college draft, the Falcons send offensive tackle George Kunz and a draft choice to Baltimore. Falcons also got a 6th round pick (and took LB Fulton Kuykendall).</p>
<p>The Future is Here Jan. 28, 1975</p>	<p>With that top choice, the Falcons select all-America QB Steve Bartkowski from California.</p>
<p>Hooray for Hampton Dec. 21, 1975</p>	<p>Running Back Dave Hampton becomes first Falcon to gain 1,000 yards rushing (1,002) with 61 in final game vs. Green Bay.</p>
<p>Front Office Moves Feb. 1-3, 1977</p>	<p>Former NFL quarterback Eddie LeBaron is named General Manager, with Rankin M. Smith, Jr. assuming the title of Club President. Two days later, Leeman Bennett, a Rams assistant becomes fifth Head Coach in club history.</p>
<p>Zero Hour Nov. 27, 1977</p>	<p>In shutout of Bucs, Falcons set club record by allowing just 78 total yards. It is also the second 0 performance by the defense on the season, also a club first.</p>
<p>NFL Record! 1977 Defense</p>	<p>With 35-7 final win over Saints, Falcons establish new NFL modern day record for 14-game season by allowing just 129 points all year as club finishes 7-7.</p>
<p>June Jones, Gritz Blitz Go National Oct. 30, 1978</p>	<p>In their first national TV game in four years, the Falcons lose Bartkowski in 2nd quarter. Enter June Jones, kicker Tim Mazzetti's five field goals, and the hard hitting Gritz Blitz defense and you have a 15-7 upset of the Rams.</p>
<p>"Big Ben Right" Nov. 12, 1978</p>	<p>With 2:23 remaining the Falcons were trailing 17-6 at their own 20-yard line at New Orleans. An 80-yard march made it 17-13 with 59 seconds left. With 19 seconds left, Bartkowski threw 57 yards into a cluster where Alfred Jackson caught a pass deflected by Wallace Francis and the Falcons clock struck victory.</p>
<p>Clinching a Play off Berth the Easy Way Dec. 15, 1978</p>	<p>When Redskins lose to Bears, Falcons are ensured their first Playoff berth. The next day, L.A. beat Green Bay to give the Falcons a home field game.</p>
<p>Dealing the Wild Card Dec. 24, 1978</p>	<p>With two TD's in the final eight minutes, the Falcons overcame the rainy weather to win their Playoff game over the Eagles, 14-13. The Christmas Eve present to the fans was not complete until the Eagles missed a 34-yard FG in the final seconds. Merry Christmas!</p>
<p>Valiant Underdogs Dec. 30, 1978</p>	<p>As 14-point underdogs in Texas Stadium, the Falcons came ready to win. They jumped out to a 20-13 halftime lead and knocked QB Roger Staubach unconscious just before the half. The home-team Cowboys regained the lead 27-20 as the Falcons marched for a tying score. With 4th-and-1 at the Cowboy 32, the Falcons came up inches short and never got the ball back.</p>


HISTORICAL CALENDAR

William Who? Sept. 2, 1979	Third-round draft choice William Andrews made his NFL debut memorable with a club-record 167 yard effort in a 40-34 overtime win at the Superdome. Each team gained over 500 yards offense before Falcons won with special teams interception TD.
Adding Up The Totals Dec. 16, 1979	Records were broken for the season by William Andrews with 1,023 yards, by Wallace Francis with 74 catches for 1,013 yards and by Steve Bartkowski with 2,502 yards (203-379).
The Bigger They Are, the Harder They Fall Sept. 28 - Oct. 5, 1980	Undefeated opponents fall on successive weekends to the Falcons. First, the 49ers are upset 20-17 at Candlestick, then with a record-breaking 34-point first half, the Lions fall, 43-28
How the West Was Won Dec. 14, 1980	Bartkowski's 28th, 29th and 30th TD passes, Andrews, sixth 100-yard game and a rugged defense led to a 35-10 rout of the 49ers and the Falcons had earned their first-ever NFC Western Division Title. The win was the Falcons 9th straight and 12th of the season, both club bests.
Heartbreak in Georgia Jan. 5, 1981	Leading 24-10 heading into the 4th quarter, Falcons end up on short end of 30-27 score as Cowboys rally for 20 points in Atlanta Fulton County Stadium before record 60,022 fans.
Aloha Feb. 1, 1981	Record six Falcons selected to Pro Bowl as Bartkowski passes for new high 178 yards (55 TD to Alfred Jenkins) to lead NFC to 21-7 win.
Seeing is Believing! Sept. 13, 1981	Green Bay Packer fans were enjoying a 17-0 lead after three quarters, but no one knew what was in store next. In a nine-minute span, the Falcons erupted for an NFL record tying 31 points (4 TD's, 1 FG) to win 31-17.
Good News, Bad News Sept. 20, 1981	Atlanta fans were treated to a 34-17 thumping of the rival 49ers (soon to be Super Bowl bound) and the fastest start in club history, 3-0. The Falcons had now won 12 of the last 13 regular season games and 14 of last 15, Tommy Pridemore even set a club record with a 101-yard interception return. The bad news: three starters were lost in a five-minute span (LB Joel Williams, DE Jeff Merrow and T Warren Bryant).
Numbers To Remember 1981 Season	The team will look back on seven losses of five points or less as to why they were 7-9. The defeats were by 1, 2, 2, 3, 3, 3, and 5 points. Individually, records were set by Steve Bartkowski (3,830 yards), William Andrews (81 catches), Alfred Jenkins (1,358 yards, 13 TD's - 3 in one game), and Mick Luckhurst (114 points). A team high seven Falcons are picked for the Pro Bowl.
No More Tickets May 17, 1982	Season ticket sales are halted after reaching a club record 55,144.
Back on Track Nov. 21, 1982	In first game after strike, William Andrews gains 207 yards (119 rush, 88 rec.) and rookie Gerald Riggs scores his first two NFL TD's in 34-17 win over Rams. Falcons are 2-1 and thinking playoffs in short season.
A National Clinch Dec. 19, 1982	With a powerful 17-7 win over the Super Bowl Champion 49ers before a national Sunday Night audience, the Falcons become third NFC team to clinch a playoff berth as they up record to 5-2. Team controlled ball for 43 minutes to 17 for 49ers and ran the ball 57 times for 223 yards.
Indoor Playoffs Jan. 9, 1983	Falcons journeyed to Minnesota's Metrodome for the opening round Playoff game and led 7-3 after one quarter and 21-16 after three quarters, but Vikings rallied for 30-24 win. In an oddity, all 24 Falcon points were scored by the special teams (blocked punt for TD, pass to Luckhurst for TD, and FG) and the defense (Glazebrook TD interception).
A Two-Time Hero Nov. 27, 1983	Kenny Johnson became only the 12th player in NFL history to score two TD's in the same game with interceptions. His first one put the Falcons ahead of Green Bay, 41-34, but the Pack came back to force overtime. With another chance to be the hero, Johnson returned an interception 31 yards to win the game.

HISTORICAL CALENDAR

Stats to Remember Dec. 18, 1983	William Andrews sets new club record with 331 rushes for 1,567 yards, Steve Bartkowski has third 3,000-yard season and sets mark with 63.4% completion rate and just 1.1% interception rate (5 in 432), while C. Jeff Van Note starts his 200th game as a Falcon.
Surgery for William Aug. 21, 1984	Falcon all-time leading rusher, William Andrews, injures knee ligaments, cartilage and nerve in practice session and is out indefinitely.
A New Leader Sept. 2, 1984	Gerald Riggs gets the starting call and sets new club records with 35 attempts for 202 yards in 36-28 opening win at the Superdome in New Orleans.
A Catchy Record Dec. 2, 1984	Receiver Alfred Jackson broke the club record with 11 catches for 193 yards vs. San Francisco in 35-17 loss.
"White Shoes" Is #1 Sept. 8, 1985	Billy "White Shoes" Johnson becomes the NFL's all-time career punt returner with 58 yards against Detroit.
Determined Gerald Dec. 22, 1985	With 158 yards in the 16-10 win over New Orleans, Gerald Riggs had a club best 9 100-yard games and a season record 1,719 yards to lead the entire NFC.
A Record Start Sept. 1986	The Falcons came out roaring with four straight wins over New Orleans, St. Louis, Dallas and Tampa Bay for the best-ever start in club history. The Cowboy game featured a 10-point rally with a game-winning FG with 20 seconds left and the Buc game featured a 20-7 come-from-behind win with an overtime FG the decider. Gerald Riggs ran for a touchdown in each game to tie a club mark. The opener also featured the return of William Andrews after a two-year layoff following knee surgery.
Leading the Way Oct. 12, 1986	In a game that featured the return of QB Steve Bartkowski to Atlanta (as an LA Ram), the Falcons rolled to a 26-14 win to up their mark to 5-1. The next week, the Falcons fought to an overtime tie with the 49ers to stay atop the Western Division.
A Note of Thanks Dec. 14, 1986	It was Jeff Van Note day at Atlanta Fulton County Stadium as the 18-year veteran center was honored after 246 games. With all his family present, he was presented gifts including a vintage 1957 Chevy (symbolic of his #57 and being a classic). Mick Luckhurst extended his club record to 117 consecutive PAT's.
Riggs' Record Breaking Day is Doomsday For Dallas Dec. 6, 1987	Gerald Riggs becomes the club's all-time leading rusher, surpassing William Andrews with a five-yard run in the third quarter at Dallas, giving the six-year pro from Arizona State a career total of 5,987 yards. Riggs finishes up the day with 119 yards to help the Falcons break a seven-game losing streak and knock the Cowboys out of the playoffs for the second straight year with a 21-10 victory in Texas Stadium.
Making a Case for Himself Nov. 6-27, 1988	CB Scott Case laid claim to a spot in the Pro Bowl by being named NFC Defensive Player of the Month for November. Case intercepted five passes (two each vs. Packers and Raiders), registered a forced fumble and QB sack and made 20 tackles with nine passes defended to help the Falcons to a 3-1 record during the month.
Settle-ing for a Place in History Dec. 18, 1988	RB John Settle put his name in the League's record book by becoming the first free agent in NFL history since the 1970 merger to gain 1,000 yards in a season as he rushed for 66 yards against the Saints to finish with 1,024. Paul Lowe (Chargers) and Clem Daniels (Raiders) of the AFL were the only other undrafted players to accomplish the feat (in 1963 and 1965). The former Appalachian State star was fourth in the NFL in total yards (1594) and the club leader in receptions with 68 as he garnered his first trip to the Pro Bowl.

HISTORICAL CALENDAR

- A Case of a Perfect 10**
Dec. 18, 1988
CB Scott Case picked off his 10th pass of the year against the Saints to finish atop the NFL charts. Case set a new Falcon record for interceptions in a season eclipsing the old mark of nine by Rolland Lawrence in 1975. The Oklahoma product stole seven passes in the second half of the season when the young Falcons defense began to jell.
- Prime Time Scores Twice**
1989

Deion "Prime Time" Sanders ends his lengthy Sept. contract holdout and reports to camp. He takes a Friday practice and Saturday walk through and puts on the football pads for the first time in seven months in the season opener vs. the Rams. In the first quarter, Deion returns a punt 68 yards for a touchdown. After hitting a home run for the New York Yankees earlier that week, it makes him the only modern day athlete to hit a HR and score a TD in the same week.
- Herschel's Homecoming**
Sept. 17, 1989
Heisman trophy winning Herschel Walker returns to Homecoming, his native Georgia, for his first NFL game. The hometown Falcons spoil his party, but the sellout crowd enjoys a 27-21 Atlanta win over the Cowboys and Herschel.
- Good Job**
Dec. 1989
Guard Bill Fralic goes to a fourth consecutive Pro Bowl (the only guard in the NFL to do so). Rookie WR Shawn Collins leads all NFL rookies and sets a club rookie mark with 58 catches, while fellow rookie Deion Sanders gains post-season recognition by leading all rookie DB's with five thefts and gaining over 1,000 yards in returns.
- Back in Black**
March 20, 1990
The Falcons announce plans for their 25th Anniversary season that include going back to their original black jerseys of 1966. In addition, black helmets are unveiled along with the 25th anniversary logo patches for the uniforms.
- Showstopping Trade**
April 20, 1990
With the number one pick overall in the Draft, the Falcons deal with the Colts for six-time Pro Bowl lineman, Chris Hinton, all-rookie WR Andre Rison, and next year's #1 pick.
- That's Super!**
May 23, 1990
Falcons owner Rankin Smith leads the way in securing Super Bowl XXVIII for the City of Atlanta at the NFL Owners Meeting in Dallas.
- Opening Day**
Sept. 9, 1990
Houston, Jerry Glanville's former team, comes to town to face the new black-clad Falcons. With the defense scoring three touchdowns, the Falcons win in a rout, 47-27, before a sellout crowd.
- National TV**
Oct. 28, 1990
With a national TV audience watching for the first time since 1984, the Falcons storm the Cincinnati Bengals, 38-17. The prime time viewers see "Prime Time" Deion Sanders set a club record with a 79-yard punt return TD in what was TNT's highest rated game of the season.
- Happy Ending**
Dec. 30, 1990
With the Dallas Cowboys coming to town, needing a win to secure a playoff berth, the Falcons close out with a second straight win and a 26-7 romp behind a club record 68-yard run by Mike Rozier. The Falcons donated 2,000 tickets from the sellout to the USO for servicemen to attend.
- Two-Timer**
Jan. 30, 1991
Deion Sanders becomes both an Atlanta Brave and an Atlanta Falcon as he signs a baseball contract. He's the first to play two sports in the same city in 30 years.
- Big Ben III Rings**
Nov. 3, 1991
QB Billy Joe Tolliver, subbing for injured Chris Miller, lofted a 44-yard "Big Ben" pass caught in a crowd of seven players by WR Michael Haynes with nine seconds remaining. That gave the Falcons a 17-14 victory and season sweep over the San Francisco 49ers. San Francisco had just taken the lead with only 53 seconds left in the game.
- Coming Up 3's**
Nov. 17, 1991
The Falcons go on a scoring spree in the second quarter and set a new club record for most points in one quarter with 33. WR Andre Rison scores 3 TD's (18 of the 33 points) with scores of 39, 12 and 15 yards. Rison also tied a club record for most points scored by an individual in a game. The 33 in a quarter were seventh highest ever in NFL history.
- West Coast Sweep**
1991
Atlanta recorded an NFL rarity by sweeping all western opponents either on the road or at home. The Falcons were 7-0, defeating the Rams and the 49ers twice, along with the Raiders, Chargers and the Seahawks. Atlanta was the only team in 1991 to defeat the 49ers in Candlestick Park.

HISTORICAL CALENDAR

Long Flights	WR Michael Haynes led the entire NFL in average yardage per catch with a 22.4 rate (the NFL's highest since 1983). Mike had 50 receptions on the year for 1,122 yards and 11 touchdowns. His 11 touchdown catches averaged 44.9 yards per play as he recorded 12 receptions over 30 yards.
Prince of Thieves	CB's Deion Sanders and Tim McKyer both co-led the NFC in interceptions with six thefts apiece.
National OT Victory Nov. 24, 1991	The Falcons scored 10 points in the last two minutes of regulation to send the New Orleans game into overtime on ESPN's Pigout Game of the Week. A 54-yard completion from QB Chris Miller to WR Michael Haynes set up the 50-yard field goal by K Norm Johnson for the OT win before ESPN's largest TV audience of the season.
The Tuggle Struggle	Falcon LB Jessie Tuggle, who had over 200 tackles the previous two seasons, had led the entire NFL in tackles, only to be forgotten when All-Pro teams and Pro Bowl selections were made. A 1992 Pro Bowl selection rejection, Tuggle was finally recognized as a first team All-Pro pick by Sports Illustrated.
Road Kill	The Falcons made club history as they swept through their NFC West road trips by defeating the Rams 31-14 in Anaheim, dropping New Orleans in Overtime 23-20 at the Superdome, and by giving the 49ers their only loss in 1991 at Candlestick Park 39-34. This was the first time ever the birds had beaten all their division rivals on the road.
One Last Time A Final Game Outdoors Dec. 15, 1991	A sellout crowd witnessed the Falcons' final home game of the 1991 season, as well as the birds' final game in Fulton-County Stadium. Atlanta defeated the Seattle Seahawks' 26-13, to run their home win streak to five straight. NFL thieves Tim McKyer and Deion Sanders combined on a 55-yard interception and lateral for a memorable touchdown. On hand with the 59,000 fans were Hammer, World Heavy Weight Champion Evander Holyfield, singer Wayne Newton, and country and western group Diamond Rio.
Playoff Win! Dec. 29, 1991	On the road at arch-rival New Orleans on ABC's national TV, the Falcons came from 13 points down to win their first-ever Playoff game away from home. New Orleans native Michael Haynes scored two touchdowns, including the game winning 61-yarder in the fourth quarter, then CB Tim McKyer ended any suspense by intercepting a pass.
The First Game in the New Dome Aug. 23, 1992	A sold-out crowd (66,834 actual) and a national TV audience (ABC) on this Sunday afternoon saw the Falcons win the first-ever football game in the new Georgia Dome, 20-10, over the Philadelphia Eagles. While the Eagles' Ian Howfield kicked a 33-yard FG for the first points ever, the Falcons hooked up on their first play in the Dome for a 76-yard TD pass - Chris Miller to Michael Haynes (left). While all fans received a special souvenir ticket and commemorative pin, the day of entertainment included performances by megastar MC Hammer, doing the "Too Legit to Quit" theme song of the team, plus a Georgia native halftime show featuring major country recording stars Travis Tritt, Alan Jackson, Trisha Yearwood, Doug Stone, and T. Graham Brown. Recording star John Denver performed the national anthem, while Las Vegas boxing announcer Michael Buffer began the proceedings with his trademark, "Let's get ready to rumble." The pre-game festivities also included a 100-yard red ribbon cutting by Commissioner Paul Tagliabue and Falcons owner Rankin M. Smith.
	
This First One Counts as A "W" Sept. 6, 1992	In the regular season opener in the Dome, the Falcons scored on their first four possessions en route to a 20-17 win over the New York Jets before a sellout of 65,585. The first play saw rookie RB Tony Smith run for 32 yards and the first points came on a Norm Johnson 25-yard FG. Just 17 seconds later, the Falcons scored the first TD in the Dome on a Chris Miller-to-Michael Haynes pass of 14 yards. Miller and Haynes hooked up again on an 11-yard play later in the first quarter as the Birds ran up a 17-0 lead. In the second period, Norm Johnson tied a club record with a 54-yard FG. Miller's 72% passing (21-29) and 117 yards from the ground game led the Falcons to victory.

HISTORICAL CALENDAR

- Double Duty**
Oct. 11, 1992
Deion Sanders pulled off yet another first by participating in two pro sports in the SAME DAY. On Saturday night, he played in the Braves Playoff game in Pittsburgh, flew to Miami to play for the Falcons, then flew back to Pittsburgh for a game Sunday night. His presence helped the Falcons hold Dan Marino to a rare game without a TD pass, but the Falcons lost a 17-7 third quarter lead to bow, 21-17.
- Shut 'Em Out**
Nov. 29, 1992
The Falcons defense posted the first shutout since 1988 in a 34-0 rout of the New England Patriots. Atlanta allowed just 15 net yards passing, second best in club history, and just 105 total yards with five QB sacks, two pass interceptions (both by Deion) and two fumble recoveries. Rookie Tony Smith had another hot day with an 8.1 rush average (10-81-1 td) and a 15-yard average on PR (5-75) for 151 yards.
- Of Passing Interest**
The '92 Season
The Falcons led the NFL with a club record 33-TD passes and became the only team to have 30 or more TD's in both '91 and '92. The 336 pass completions were a club season best as were the 194 passing first downs. Andre Rison set a club record with 93 receptions and became the first player in NFL history to have 300 catches in their first four years in the League. The Rison-Haynes tandem netted 21 TD's to lead the NFL for a second straight year (23 in '91). Mike Pritchard's 77 catches were the 5th most in club history, 9th in the NFL. Wade Wilson finished with three consecutive 300-yard games (324, 342, 374) and 10 TD's in those three games and two consecutive 30-completion games.
- Offensive Warfare**
The '93 Season
Led by Pro Bowlers Andre Rison, Bobby Hebert and Norm Johnson, Atlanta's offense scored over 300 points for the fourth consecutive season. Rison scored a club-record 15 TD's, and set a new standard for most receptions in his first five seasons with 394. Hebert, meanwhile, finished third in the NFL with a career-high 24 TD passes and had the NFL's longest play of the year, a 98-yard TD strike to Michael Haynes. Johnson nearly had a perfect season, connecting on 26-of-27 field goals (.963), while stretching his consecutive FG streak to 26 in a row, the second best mark in NFL history. On defense, LB Jessie Tuggle led the team in tackles for the fifth consecutive season (183). Pro Bowl cornerback Deion Sanders continued to be an impact player, picking off seven passes while shutting down the league's top receivers. Third-year RB Erric Pegram more than made a name for himself, rushing for 1,185 yards, the fourth highest total in '93.
- June Jones Named Coach**
Jan. 24, 1994
June Jones III is named the Falcons' 10th head coach, replacing Jerry Glanville, who resigned following the 1993 season.
- Falcons Lose Long-time Friend**
Nov. 3, 1994
Whitey Zimmerman, the Falcons original equipment manager since 1966, passes away. Always a constant in the locker room, "Zeke" will always be remembered as former Falcon Tommy Nobis stated, the "Original Falcon."
- 111 Catches!**
Dec. 24, 1994
Terance Mathis closes out a brilliant season against Arizona, finishing the '94 campaign with a club-record 111 receptions, the 4th highest total of all-time. His 1,342 receiving yards ranks second on Atlanta's all-time charts. For his efforts, he is voted to '95 Pro Bowl.
- Mike Kenn Retires**
Dec. 24, 1994
Offensive lineman Mike Kenn finally closes out 17-year NFL career after being drafted by the Falcons in 1978. His last game against Arizona was his 251st game played, ranking 6th on the NFL's all-time list. He played in five Pro Bowls and six playoff games.
- Falcons Land Morten Andersen**
July 21, 1995
The birds kick off camp by signing Morten Andersen, one of the best kickers in NFL history. Andersen, a long-time Falcons nemesis with New Orleans, had been cut by the Saints, who wanted to re-work his contract. The Falcons act swiftly by waiving Norm Johnson and bringing in the former Saint.
- I-85 Rivalry Begins**
Sept. 3, 1995
The new Carolina Panthers make NFL debut in Georgia Dome and jump out to a 10-0 lead. Atlanta then takes over, building a 20-13 lead on first drive of third quarter. But, Carolina hits on a 44-yard bomb with 26 seconds left to force overtime. The Falcons register their record-tying 9th QB sack of the game, forcing a fumble, and go on to quickly kick the game-winning 35-yard field goal.

HISTORICAL CALENDAR

Sweet Revenge!
Sept. 17, 1995

Morten Andersen goes against his former team for the first time as a Falcon and boots the game-winning field goal from 21-yards out in overtime at the Superdome.

Morten Sets NFL Record
Dec. 10, 1995

Morten Andersen beats his old team again, but this time sets another NFL record in the process. Andersen establishes a new League mark with three field goals from beyond 50 yards in one game, including shots from 55, 55, and 51 yards, as Atlanta comes away with a 19-14 victory and sweeps the Saints for the first time since 1985

Playoff Bound!
Dec. 24, 1995



Needing a win to make the playoffs, the Falcons pull off the improbable, defeating the world champion 49ers, 28-27, in front of a frenzied crowd at the Georgia Dome on Christmas eve. Bobby Hebert connects with Terance Mathis (left) on two touchdowns, including the game-winner as Mathis makes an incredible run to the end zone with 1:45 remaining. Hebert was filling in for an injured Jeff George, who was knocked out with a concussion and neck injury just before halftime. Atlanta finishes 7-1 at home, the second best home record in the NFL in '95, tying a club record.

The Ghosts of Lambeau Field
Dec. 31, 1995

The Falcons play in their first playoff game since 1991, but face a hot Packers team who had never lost a post-season game in Lambeau Field. That record stays in tact as Green Bay's balanced offensive attack offsets a 366-yard passing day by Jeff George. The Falcons outgain Green Bay, 360-307, despite the muddy conditions of Lambeau.

Four 1,000-yard Players!
1995 Season

The Falcons establish an NFL record by having four players each gain 1,000 yards, including receivers Eric Metcalf (1,189), Terance Mathis (1,039), Bert Emanuel (1,039), and running back Craig Heyward (1,083). Jeff George, meanwhile, became only the 18th QB in League history to have over 4,000 yards passing (4,143).

Jamal Anderson Hits 1,000
Dec. 15, 1996

RB Jamal Anderson becomes the 7th Falcon in club history to rush for over 1,000 yards in a season, combining for 111 yards against the Rams in Atlanta. Anderson had previously signed a 3-year contract extension on 10-28-96, taking him through the 1999 season.

Jones Let Go As Falcons Coach
Dec. 23, 1996

Head Coach June Jones was fired with two years left on his contract following Atlanta's 3-13 season in 1996. During his three years (1994-96), he compiled a 19-29 record and led the Falcons to a playoff berth in 1995.

Tuggle Hammers Out Extension
Jan. 3, 1997

Jessie Tuggle, fresh off a club-leading 184-tackle season in '96, signs a 2-year contract extension, taking him through the 1999 campaign. Tuggle, a 3-time Pro Bowler, has led the Falcons in tackles for eight straight seasons.

Dan Reeves Becomes 8th Falcons Coach
Jan. 20, 1997

Dan Reeves becomes the 11th head coach in franchise history, signing a 5-year contract as Exec. VP of Football Operations/Head Coach. He quickly assembles an impressive staff, including Rich Brooks as Asst. Head Coach/Defensive Coord. and Hall of Famer Art Shell as Offensive Line Coach.

Falcons Owner Rankin Smith Passes Away
Oct. 26, 1997

Team owner and founder Rankin M. Smith passed away from heart complications just hours before the Falcons were to play a nationally-televised game at Carolina on TNT. The 72-year old was remembered at a Tuesday memorial service as a quiet, behind-the-scenes "pioneer" who helped bring professional sports, and other major contributions, to his beloved city of Atlanta.

Falcons sweep West Coast Trip!
Nov, Dec., 1997

Due to back-to-back west coast trips, the team spent all week practicing in La Jolla, Calif., following its 24-17 win at Seattle to get ready for the Chargers. The extra time saved from not traveling across the country twice in four days translated into a 14-3 win at San Diego.

Falcons finish Season 6-2 Under Reeves
1997 Season

After a difficult 1-7 start, the Falcons went 6-2 in their final eight games to finish 7-9, marking one of the best second-half comebacks in NFL history. QB Chris Chandler came on strong and ranked second in the NFL in QB rating (95.1) behind Steve Young en route to his first Pro Bowl appearance, joining teammate Jessie Tuggle. The real story of the season, however, was the tremendous play of the defensive line, which established a club-record 55 sacks to rank 2nd in the NFL. Chuck Smith (12.0 sacks) and Travis Hall (10.5 sacks) led the charge.

HISTORICAL CALENDAR

Scoring Barrage Oct. 4, 1998	The Falcons sweep the Carolina Panthers for the first time with a 51-23 rout and set an NFL record in the process. Atlanta scores three touchdowns in just :48 seconds, the fastest in NFL history since the 1970 merger.
"Dirty Bird" Takes Flight Nov. 8, 1998	The Falcons defense forces a club record five New England turnovers and limits the Patriots to a new club record low of just 13 rushing yards but it's what happened on offense that creates a buzz. The "Dirty Bird" touchdown dance is born as originators, RB Jamal Anderson and TE O.J. Santiago, each score twice with Santiago celebrating with the new end zone dances. The fever the dance generates captivates a national following as well as brings the Falcons to the front of the Atlanta sports scene throughout the rest of the season.
Team Leader Suffers Setback Dec. 13, 1998	After Atlanta defeats New Orleans, 27-17, on the road, Coach Reeves has health issues. The next day (on Dec. 14) he is admitted to Piedmont Hospital for tests. Reeves undergoes successful quadruple bypass heart surgery that same afternoon. Assistant Head Coach Rich Brooks assumes the coaching reins in Reeves' absence.
NFC West Champs Are Crowned Dec. 20, 1998	Without their ailing coach, Atlanta wins a close 24-17 victory on the road against the Lions after trailing 14-0 at halftime to capture their 13th win of the season and their second NFC Western Division title in team history. The historic win also helps the Falcons clinch a first-round playoff bye. In one of the true highlights of the year, Jamal Anderson was hit in the backfield on 1st-and-goal at the one-yard line, but shook loose and broke another tackle to plow into the end zone for the go-ahead touchdown with 6:57 left.
Falcons Put Exclamation Point On Finest season Dec. 27, 1998	By pouncing the Dolphins of Dan Marino in the season-finale, 38-16, the Falcons win their club record ninth straight game to finish the regular season with a club-best 14-2 record, including a first-ever 8-0 home record. The birds play inspired football after a pre-game visit from Head Coach Dan Reeves. The "Bomb Squad" defense also sets a new mark by allowing just 1,203 rushing yards by opponents on the season and finishes atop the NFL's charts with 44 total takeaways. Jamal Anderson registers his new team record and NFL-high 12th 100-yard rushing game with 103 yards. Anderson also breaks James Wilder's NFL record for carries in a season with 410 en route to the ninth highest rushing total ever in a single-season in league history with 1,846 yards. The team accomplishes many "firsts", including most points in a season with 442 on the heels of a Falcon-best 53 touchdowns.
"Dirty Birds" Dance to NFC Championship Jan. 17, 1999	After a clutch 20-18 victory at home vs. San Francisco in the Divisional playoffs with Dan Reeves back on the sideline, Atlanta travels to 15-1 Minnesota for the right to go to Super Bowl XXXIII. The Falcons upset highly favored Minnesota in a hostile Metrodome Stadium, 30-27, in overtime in one of the most memorable Championship games ever in NFL history. Atlanta fights back from a 10 point 4th quarter deficit by shutting down the NFL's record breaking Vikings offense with stingy defense and turns the table with an potent offense of their own. QB Chris Chandler throws a bullet to WR Terance Mathis in the end zone from 16-yards out with :49 seconds left to tie the score. Minnesota wins the coin toss in OT but Atlanta's defense is stout and holds the Vikes in the extra period on two occasions. K Morten Andersen delivers "The Kick" from 38-yards out with 11:52 elapsed in overtime to claim the club's first-ever NFC Title and a trip to Super Bowl XXXIII as a wild "Dirty Bird" celebration erupts in the city of Atlanta.
Falcons Fall Short in First Super Bowl Jan. 31, 1999	Almost all of the Falcons' traditional factors for success in the 16-win season eluded them in a 34-19 loss to the Broncos. But the lasting images of the finest season in team history could not be diminished. Reeves is named NFL Coach of the Year and the birds send six players to the Pro Bowl (RB Jamal Anderson, QB Chris Chandler, CB Ray Buchanan, S Eugene Robinson, LB Jessie Tuggle, T Bob Whitfield.)
Mathis Sets Milestone Oct. 25, 1999	WR Terance Mathis breaks the club record for career receptions in grand style at Pittsburgh on Monday Night Football, moving past Andre Rison (423), as he hauls in 12 catches for 166 yards to push his total to 427. He eclipses Rison's record with a two-yard catch on the fourth play of the fourth quarter.
Mathis Adds Another Record Sept. 17, 2000	WR Terance Mathis becomes the club's all-time leader in receiving yards, surpassing Alfred Jenkins' mark of 6,257, by totalling 42 yards (on five catches) at Carolina. He establishes the record in the fourth quarter on a 15-yard reception to push his record totals to 6,262. Mathis now holds the record for career catches and yards in team history.

HISTORICAL CALENDAR

<p>Falcons Make Vick the Pick April 21, 2001</p>	<p>The Falcons trade WR/KR Tim Dwight, their #1 pick (5th overall) and 3rd pick in 2001, as well as a 2nd round choice in 2002, to San Diego for the #1 overall selection (a day before the NFL draft). With the top choice, Atlanta tabs electrifying, strong-armed QB Michael Vick of Virginia Tech. Excited fans in the thousands create a buzz by driving to the Falcons' new facility in Flowery Branch, Ga. for the team's draft day party to celebrate the choice. It marks the fourth time in franchise history that Atlanta selects the #1 overall player in a draft, following LB Tommy Nobis in 1966, QB Steve Bartkowski in 1975 and LB Andray Bruce in 1988.</p>
<p>"Noble Warrior" Lays Down His Hammer Aug. 28 2001</p>	<p>One of the all-time Falcon greats, Jessie "The Hammer" Tuggle, retires after a brilliant 14-year playing career. Tuggle played his entire football career in the state of Georgia from Griffin High School to Valdosta State to the Atlanta Falcons. "The Hammer" pounded out a team record 2,065 tackles in 209 games played, the third-most ever in team history. His 14 seasons played and 189 starts also are the third-highest total in team annals. Tuggle was honored with five Pro Bowl invitations from his peers (1992, 1994, 1995, 1997, 1998) during his consistent career that included 12 straight 100-tackle seasons. Tuggle's place in Falcons history is even more special among his many fans because of his endearing commitment to the Atlanta community over the years. Fittingly, Tuggle's # 58 jersey is retired, because he will always be revered for his work on and off the field for the Falcons</p>
<p>Tragedy Forces NFL To Postpone Games Sept. 11, 2001</p>	<p>Commissioner Paul Tagliabue postpones all NFL games for the week of Sept. 16 after terrorist attacks on the World Trade Center on Sept. 11. The Falcons' contest at St. Louis is re-scheduled for Jan. 6, 2002 as the regular season finale. Atlanta management quickly arranges a flag football game to be played one week after the attacks with proceeds benefiting the families of New York firefighters and police officers. With the help of Falcons fans, players, coaches and Falcons front office staff, the successful event raises over \$243,000 as several thousand fans showed up at the team's facility, and supporters continued to send in donations even weeks after the event.</p>
<p>Mathis Breaks Touchdown Mark Sept. 30, 2001</p>	<p>WR Terance Mathis places his name in select company by breaking Andre Rison's club record of 56 career touchdowns at Arizona. Entering the contest with 55 career touchdowns, Mathis catches two scoring passes against the Cardinals to total 57 in his career (since 1994) to help the birds to a 34-14 victory. He already owns Falcons career marks for receptions and receiving yards. Mathis tied Rison at 56 touchdowns by hauling in a 17 yard scoring pass in the first quarter. The record breaking score came on a 10-yard touchdown in the third quarter when Mathis caught a pass over the middle near the Arizona goal line and ran over two Cardinal defenders for the score and the record.</p>
<p>Falcons Ownership To Change Hands Dec. 6, 2001</p>	<p>For the first time in 36 years, the Falcons will be owned by someone other than the Smith family as Arthur M. Blank reaches a preliminary agreement to purchase the team from Taylor Smith. Blank, co-founder and retired co-chairman of Atlanta-based Home Depot, is a passionate sports fan, a Falcons season-ticket holder and has been a resident of Atlanta since 1978. In a special meeting in New Orleans on February 2, 2002, NFL owners vote unanimously to approve the sale. At his press conference on February 2, Mr. Blank announces a new three-year contract for Head Coach Dan Reeves. On February 12, 2002, the sale of the franchise to Mr. Blank by the Smith family is completed. This marks the end of an era for the Smith family, who were pioneers in bringing professional football to the Southeast.</p>
<p>Brooking Rewarded For Fine Season With Pro Bowl Nod Jan. 31, 2002</p>	<p>LB Keith Brooking is selected to his first Pro Bowl as the NFC's "need" player by Head Coach Andy Reid of the Eagles. Brooking made the switch from weakside linebacker to middle linebacker in 2001 to fill the void left by the retirement of Jessie Tuggle. Brooking finished with a team-leading 167 total tackles, surpassing his previous season-best of 95 tackles in 1999. The 167 stops are the most by a Falcon since Tuggle's 184 tackles in 1996. Brooking is the first Falcons player to receive Pro Bowl recognition since the 1998 campaign.</p>

Falcons Stadiums

GEORGIA DOME (1992-present)-Falcons Record (44-36-0)

In 1992, the Atlanta Falcons and the state of Georgia unveiled to the rest of the world the latest crown jewel in an ever-shining southern skyline with the opening of the Georgia Dome.

The Georgia Dome is the culmination of efforts which began in earnest in June of 1984 as business, civic and governmental leaders gathered to discuss a new stadium in Atlanta. The project continued to gain steam in January of 1988 as a "consensus" of leaders agreed on using a hotel/motel tax increase to finance the local portion of construction.

In January of 1989, Rankin Smith and then-governor Joe Frank Harris signed a "memorandum of understanding" for the Falcons to play in the Dome under a 20-year lease.

The project came to fruition in the spring of 1989 when the state, the Atlanta City Council, and Fulton County Commission approved the \$210 million Dome. Groundbreaking ceremonies took place on November 22, 1989, with construction getting underway on March 27, 1990.


As soon as the project was passed, the Dome became a major 'player' in the sporting community. Rankin Smith was determined to introduce the south's latest show-piece to the football world and he succeeded. With the determined backing of the Smith family, the Georgia Dome played host to the most significant sporting events in the world as global attention was focused on Atlanta for Super Bowl XXVIII played on January 31, 1994 between the Dallas Cowboys and the Buffalo Bills. The Georgia Dome hosted its second Super Bowl on January 30, 2000 between the St. Louis Rams and the Tennessee Titans.

ATLANTA-FULTON COUNTY STADIUM (1966-91)- Falcons Record (85-106-2)

Twenty-six years of NFL football in Atlanta-Fulton County Stadium came to an end on December 15, 1991 when the Falcons met the Seattle Seahawks for their final game in their very first home.

Atlanta-Fulton County Stadium was built in 51 weeks and gave the city the foundation to support big-league baseball and pro football. Less than a year after construction, the stadium was primed for a cameo appearance by the baseball Braves, who were still playing in Milwaukee at the time, on April 9, 1965. On August 14 of that same year, the Minnesota Vikings defeated the Pittsburgh Steelers in the first football game ever played at the stadium. Some local people deemed the Stadium "The Miracle on Capital Avenue."

The Braves eventually moved to Atlanta in 1966 and shared the stadium with the Falcons, who opened their tenure at Fulton-County that fall following their acceptance into the NFL. The stadium propelled the city into the big leagues with a professional basketball team (Hawks) and hockey team (Flames, since departed) arriving following the success of the Atlanta community in its support of professional sports.



Atlanta's Fulton County Stadium was the Falcons' home from 1966-91. Atlanta defeated Seattle 26-13 in the final football game at the stadium on Dec. 15, 1991.



The Georgia Dome, built in 1992, was the site of its second Super Bowl (XXXIV) on January 30, 2000.

ATLANTA FALCONS UNIFORM HISTORY

1966-67

Black Jersey's with white numbers and red trim at home with a white Falcon crest on the sleeves. The away jersey was white with black numbers trimmed in red and a black Falcon crest on the sleeves. The Falcons had white pants with a red strip bordered by two black stripes for both home and away games. The helmet was red with a black Falcon crest logo trimmed in white, and there was a black strip trimmed in white down the middle of the helmet.



1968-70

In 1968, the Falcons removed the Falcon crest logo from the sleeves and replaced it with red and white stripes. Also, a red-black-red stripe combination was added to the sleeves.



1971-1989

In 1971, the Falcons switched to red jerseys for the first time and wore them all the way up to the 1989 season. The only other significant change to this uniform was the addition of silver-gray pants in 1978. Also in 1984, the Falcons switched to a black face mask. The home jersey was red with white numbers and black trim with white-black-white sleeve stripes. The away jersey was white with red numbers and black trim with red and black stripes on the sleeves. In 1979 the Falcon crest logo was added to the sleeves.



1990-present

In 1990, the Falcons once again wore black jerseys as they did in their inaugural years. The 1990 season marked Atlanta's 25th anniversary season in the NFL, and the team wore a commemorative patch on their left shoulder. In addition, the Falcons switched to a black helmet with a black face mask and a white Falcon crest logo. The current home jersey is black with white numbers trimmed in red with a black Falcon crest logo trimmed in red on the sleeves. The away jersey is white with red numbers trimmed in black with a black Falcon crest logo trimmed in red on the sleeves. The pants are Falcon silver with a black stripe down the middle trimmed in white and red.

FALCONS RETIRED NUMBERS

No.	Player	Falcons Service	Year Retired
60	Tommy Nobis	Linebacker from 1966-76	1976
57	Jeff Van Note	Center from 1969-86	1986
31	William Andrews	Running back from 1979-86	1987
58	Jessie Tuggle	Linebacker from 1987-2001	2001



TOMMY NOBIS (1966-76)

The first-ever player drafted by the Atlanta Falcons for the inaugural 1966 season, Nobis quickly became the first-ever Falcons player to be voted to the Pro Bowl after being selected as a rookie. The stellar middle linebacker was named the NFL Rookie of the Year for his efforts. "Mr. Falcon" led the team in tackles in nine of his 11 seasons, while earning five trips to the Pro Bowl. In a poll conducted in 1970 by ABC to pick the best athlete of the decade of the 1960s, running back O.J. Simpson was number one and Tommy Nobis was number two in the entire country. He had an astronomical 294 total combined tackles as a rookie, still the team's club record. Nobis also intercepted 11 passes during his pro career, returning two for

touchdowns. His uniform #60 was the first one the Falcons ever retired and it has been worn by only him during the team's 30-plus years of existence.



JEFF VAN NOTE (1969-86)

Holds Falcons team marks for most seasons played (18), most consecutive games played (155) and most consecutive games started (112). He is second in the team record books with 246 games played and 225 games started. Van Note originally came to the Falcons as a linebacker from Kentucky, but was moved to center by head coach Norm Van Brocklin and eventually earned the starting job at center in 1970. He earned the first of his six Pro Bowl berths in 1974. Van Note is tied with Claude Humphrey for most Pro Bowl appearances by a Falcons player with six.



WILLIAM ANDREWS (1979-86)

A third-round pick, Andrews was among the NFL's elite runners when a shocking knee injury prematurely ended his career. He became just the second running back in NFL history to have two 2,000-yard (combined yards) seasons (the only other player prior to Williams was O.J. Simpson). When he had his first 2,000-yard year, he joined just four other backs who had done so (Jim Brown, Walter Payton, Wilbert Montgomery and Simpson). In his first five seasons in the NFL (1979-83), Andrews outgained every other back in the entire NFL. The bullish Andrews had 8,382 total yards in those five years (an average of 1,677 per year) to lead all NFL

runners. Andrews set 19 Falcons club records that began in his very first NFL game in 1979 when he ran for 167 yards in a game at New Orleans where he totaled 189 yards. He was selected to the Pro Bowl in 1980, 1981, 1982 and 1983 and made the NFL All-Rookie team in 1979.



JESSIE TUGGLE (1987-2000)

Jessie came to the Falcons as an undrafted free agent in 1987 and retired in August of 2001 as one of the all-time greatest players in franchise history. Nicknamed, "The Hammer", for his bone-jarring tackles, Tuggle is the club's all-time leader in total tackles with 2,065 and enjoyed 12 straight 100-tackle seasons. He led the team in tackles in a season 10 times and amassed 20 or more tackles in a single-game on four occasions with a personal-best of 24 stops. His 14 seasons played, 189 career starts and 209 total games played are third-most ever in Falcons history. Tuggle's five Pro Bowl appearances (1992, 1995, 1995, 1997, 1998) stand tied for the third-most ever by a Falcons player. He holds the NFL record for most touchdowns by an opponent's fumble with five.

All-Time Roster

- A -

Absher, Dick (LB), Maryland.....	1967-68
Acks, Ron (LB), Illinois.....	1968-71
Adams, Bob (TE), Pacific.....	1976
Adams, Brent (T), UT at C.nooga.....	1975-78
Adams, Scott (G/T), Georgia.....	1997
Agee, Mel (DL), Illinois.....	1992-95
Akers, Jeremy (T), Notre Dame.....	1997
Alex, Keith (G), Texas A&M.....	1993
Alexander, Harold (P), Appalachian St.....	1993-94
Allen, Anthony (WR), Washington.....	1985-86
Allen, Demetrius (WR), Virginia.....	1996
Allen, Grady (LB), Texas A&M.....	1969-72
Ambrose, Ashley (CB), Miss. Valley St.....	2000-01
Andersen, Morten (K), Michigan St.....	1995-00
Anderson, Anthony (RB), Temple.....	1980
Anderson, Darren (CB), Toledo.....	1998
Anderson, Dunstan (DL), Tulsa.....	1994
Anderson, Jamal (RB), Utah.....	1994-01
Anderson, Taz (TE), Georgia Tech.....	1966-67
Andrews, William (RB), Auburn.....	1979-83, 86
Archambeau, Lester (DE), Stanford.....	1993-99
Archer, Dave (QB), Iowa St.....	1984-87
Atkins, Corey (LB), South Carolina.....	2000
Auer, Joe (RB), Georgia Tech.....	1968
Austin, Cliff (RB), Clemson.....	1984-86

- B -

Badanjek, Rick (RB), Maryland.....	1987-88
Bailey, Jim (DT), Kansas.....	1976-78
Bailey, Larry (DT), Pacific.....	1974
Bailey, Stacey (WR), San Jose St.....	1982-90
Baker, Eugene (WR), Kent.....	1999-00
Baker, Tony (RB), East Carolina.....	1986
Baldwin, Robert (RB), Duke.....	1996
Banks, Chris (G), Kansas.....	2000-01
Barnes, Gary (WR), Clemson.....	1966-67
Barnes, Lew (WR/KR), Oregon.....	1988
Barnett, Doug (C) Azusa Pacific.....	1987
Barnett, Oliver (DT), Kentucky.....	1990-92
Bartkowski, Steve (QB), California.....	1975-85
Bates, Patrick (S), Texas A&M.....	1996
Bayne, Chris (S), Fresno State.....	1997-98
Bean, Bubba (RB), Texas A&M.....	1976-80
Bebout, Nick (T), Wyoming.....	1973-75
Beckman, Brad (TE), Nebraska-Omaha.....	1989
Bell, Bill (PK), Kansas.....	1971-72
Bell, Kerwin (QB), Florida.....	1988
Belton, Willie (RB), Maryland St.....	1971-72
Benish, Dan (DT), Clemson.....	1983-86
Bennett, Cornelius (LB), Alabama.....	1996-98
Benson, Cliff (TE), Purdue.....	1984-85
Benson, Duane (LB), Hamline.....	1972-73
Benson, Thomas (LB), Oklahoma.....	1984-85
Bentley, Scott (K), Florida State.....	1997
Berry, Bob (QB), Oregon.....	1968-72
Bingham, Guy (C/G), Montana.....	1989-91
Birden, J.J. (WR), Oregon.....	1995-96
Bishop, Gregg (G), Pacific.....	1999
Bleick, Tom (S), Georgia Tech.....	1967
Bolden, Juran (CB), Mississippi Delta.....	1996-98
Booker, Michael (CB), Nebraska.....	1997-99
Bordano, Chris (LB), SMU.....	2000
Bosley, Bruce (G), W Virginia.....	1969
Bowick, Tony (NT), UT/Chattanooga.....	1989
Bowling, Andy (LB), Virginia Tech.....	1967
Boyd, Sean (S), North Carolina.....	1996
Bradford, Ronnie (CB/S), Colorado.....	1997-01
Bramlett, John (LB), Memphis St.....	1971

Brandon, David (LB), Memphis State.....	1996-97
Breitenstein, Bob (G/T), Tulsa.....	1969-70
Brett, Walt (G), Montana.....	1976
Brezina, Greg (LB), Houston.....	1968-69, 71-79
Britt, James (DB), LSU.....	1983-87
Brooking, Keith (LB), Georgia Tech.....	1998-01
Brooks, Ethan (DT/OL).....	1996
Brooks, Jonathan (LB), Clemson.....	1980
Broussard, Steve (RB), Washington St.....	1990-93
Brown, Aaron (LB), Ohio State.....	1986-87
Brown, Charlie (WR), SC State.....	1985-87
Brown, Clay (TE), Brigham Young.....	1982
Brown, Corey (WR), Tulsa.....	2001
Brown, Greg (DE), Kansas State.....	1987-88
Brown, Omar (S), North Carolina.....	1998-99
Brown, Ray (S), W Texas State.....	1971-78
Brown, Reggie (RB), Oregon.....	1982
Brown, Shannon (DT).....	1996
Brown, Tyrone (WR), Toledo.....	1995-96
Bruce, Aundray (LB), Auburn.....	1988-91
Brunson, Mike (WR/RB), Arizona St.....	1970
Bryan, Rick (DT), Oklahoma.....	1984-92
Bryant, Charles (RB), Allen.....	1969
Bryant, Warren (T), Kentucky.....	1978-83
Buchanan, Ray (CB), Louisville.....	1997-01
Buckley, Marcus (LB), Texas A&M.....	2000
Burke, Vern (WR), Oregon St.....	1966
Burley, Gary (DT), Pittsburgh.....	1984
Burrough, John (DT), Wyoming.....	1995-98
Burrow, Ken (WR), San Diego St.....	1971-75
Burson, Jimmy (CB/S), Auburn.....	1968
Bush, Devin (S), Florida State.....	1995-98
Butler, Bobby (CB), FSU.....	1981-92
Butler, Jim (RB), Edward Waters.....	1968-71
Byas, Rick (DB), Wayne St.....	1974-80

- C -

Cabral, Brian (LB), Colorado.....	1979
Cahill, Dave (DT), Northern Arizona.....	1969
Cain, Lynn (RB), USC.....	1979-84
Calland, Lee (CB), Louisville.....	1966-68
Calloway, Chris (WR), Michigan.....	1999
Camp, Reggie (DE), California.....	1988
Campbell, Scott (QB), Purdue.....	1986-90
Campbell, Sonny (RB), North Arizona.....	1970-71
Carter, Marty (S), Midd. Tenn. St.....	1999-01
Carty, Johnhade (S), Utah State.....	1999-01
Case, Scott (DB), Oklahoma.....	1984-94
Cash, Rick (DE), NE Missouri.....	1968
Casillas, Tony (DT), Oklahoma.....	1986-90
Cason, Wendell (DB), Oregon.....	1985-87
Cavness, Grady (CB), Texas-EI Paso.....	1970
Cawley, Mike (QB), James Madison.....	1996
Cerne, Joe (C), Northwestern.....	1968
Chaffey, Pat (RB), Oregon St.....	1991
Chandler, Chris (QB), Washington.....	1997-01
Chapman, Mike (G), Texas.....	1984
Childs, Henry (TE), Kansas St.....	1974
Chesson, Wes (WR), Duke.....	1971-73
Christian, Bob (FB), Northwestern.....	1997-01
Claridge, Dennis (QB), Nebraska.....	1966
Claridge, Travis (G/T), USC.....	2000-01
Clark, Bret (S), Nebraska.....	1986-88
Clark, Vinnie (CB), Ohio St.....	1993-94
Clayton, Stan (T/G), Penn State.....	1988-89
Coffey, Junior (RB), Washington.....	1966-67, 69
Cogdill, Gail (WR), Washington St.....	1969-70
Coia, Angelo (WR), USC.....	1966

ALL-TIME ROSTER

Coleman, Lincoln (RB), Baylor1996
 Collins, Calvin (G/C), Texas A&M1997-00
 Collins, Shawn (WR), N Arizona1989-91
 Collins, Sonny (RB), Kentucky1976
 Condren, Glen (DT), Oklahoma1969-72
 Conner, Darion (LB), Jackson State1990-93
 Cook, Ed (G), Notre Dame1966-67
 Cooper, Evan (DB), Michigan1988-89
 Cope, Jim (LB), Ohio1976
 Cordill, Olie (WR), Memphis St.1968
 Correal, Chuck (C), Penn St.1979-80
 Costello, Joe (LB), Central Connecticut ...1986-88
 Cotrell, Ted (LB), Delaware Valley1969-70
 Cotton, Marcus (LB), USC1988-89
 Cousin, Terry (CB), South Carolina2000
 Cox, Arthur (TE), Tex Southern1983-87
 Crockett, Henri (LB), Florida State1997-01
 Croudip, David (DB), San Diego State1985-88
 Crowe, Larry (DB), Tex Southern1975
 Crumpler, Alge (TE), North Carolina2001
 Curran, Willie (WR), UCLA1982-84
 Curry, Buddy (LB), North Carolina1980-87

- D -

Dabney, Carlton (DT), Morgan St.1968
 Daluiso, Brad (K), UCLA1991
 Davis, Antone (T), Tennessee1996-7
 Davis, Brad (RB), LSU1975
 Davis, Nathan (DT), Indiana1997
 Davis, Greg (K), Citadel1987-90
 Davis, Mitch (LB), Georgia1994
 Davis, Paul (LB), North Carolina1981-82
 Davis, Ron (DB), Tennessee1995
 Davis, Scott (G), Iowa1997
 Daykin, Tony (LB), Georgia Tech1979-81
 DeBerg, Steve (QB), San Jose St.1998
 Denton, Tim (CB), Sam Houston St.1996-97
 Dickerson, Eric (RB), SMU1993
 Dils, Steve (QB), Stanford1988
 Dimry, Charles (DB), UNLV1988-90
 Dinkins, Howard (LB), Florida St.1992-93
 Dixon, Corey (WR), Nebraska1994
 Dixon, Floyd (WR), Stephen F. Austin1986-91
 Dixon, Rich (LB), California1983
 Dodd, Al (WR), NW Louisiana St.1973-74
 Doleman, Chris (DE), Pittsburgh1994-95
 Donaldson, Jeff (S), Colorado1991-93
 Donnelly, Rick (P), Wyoming1985-88
 Donohoe, Mike (TE), U-of-SF1968, 1970-71
 Downs, Gary (RB), N.C. State1997-00
 Draft, Chris (LB), Stanford2000-01
 Dronett, Shane (DT), Texas1996-01
 Dufour, Dan (C/G), UCLA1983-84
 Duich, Steve (G), San Diego St.1968
 Dukes, Jamie (G), Florida State1986-93
 Dunaway, Dave (WR), Duke1968
 Dunn, Perry Lee (RB), Mississippi1966-68
 Dwight, Tim (WR), Iowa1998-00

- E -

East, Ron (DT), Montana St.1976
 Eastering, Ray (S), Richmond1972-79
 Eatman, Irv, (T), UCLA1994
 Eaton, Tracey (S), Portland St.1991-93
 Eber, Rick (WR), Tulsa1968
 Edwards, Antonio (DE), Valdosta St.1998
 Edwards, Brad (S), South Carolina1994-96
 Eley, Monroe (RB), Arizona St.1975-78
 Ellis, Clarence (CB), Notre Dame1972-74

Emanuel, Bert (WR), Rice1994-97
 Emery, Larry (RB), Wisconsin1987
 Enderle, Dick (G), Minnesota1969-71
 Epps, Tory (NT), Memphis State1990-92
 Esposito, Mike (RB), Boston College1976-79
 Etter, Bob (K), Georgia1968-69
 Everett, Major (RB), Mississippi College1987

- F -

Farmer, Karl (WR), Pittsburgh1976-77
 Faumuina, Wilson (DT), San Jose St.1977-81
 Favre, Brett (QB), So Miss1991
 Feely, Jay (K), Michigan2001
 Ferguson, Jim (C), USC1969
 Fields, Edgar (DT), Texas A&M1977-80
 Fields, Scott (LB), Southern California1996
 Finneran, Brian (WR), Villanova2000-01
 Fishback, Joe (S), Carson-Newman1991-92
 Fitzgerald, Mike (CB/S), Iowa State1967
 Flatley, Paul (WR), Northwestern1968-69
 Flemons, Ronald (DE), Texas A&M2001
 Flowers, Kenny (RB), Clemson1987, 1989
 Ford, Darryl (LB), New Mexico St.1994
 Forney, Kynan (G), Hawaii2001
 Fortin, Roman (C), San Diego State1992-97
 Fortner, Larry (WB), Miami-Ohio1980
 Fountaine, Jamal (LB), Washington1997
 Fralic, Bill (G/T), Pittsburgh1985-92
 Francis, Wallace (WR), Arkansas AM&N. ...1975-81
 Franklin, George (RB), Texas A&I1978
 Freeman, Mike (CB/S), Fresno St.1968-70
 Fritsch, Ted (C), St. Norbert1972-75
 Frye, David (LB), Purdue1983-85
 Fulhage, Scott (P), Kansas St.1989-91
 Fuller, Randy (CB), Tennessee St.1998

- G -

Gagliano, Bob (QB), Utah St.1993
 Gaison, Blane (S), Hawaii1981-84
 Gallagher, Frank (G), N Carolina1973
 Gann, Mike (DE), Notre Dame1985-93
 Gardner, Derrick (CB), California1999
 Gardner, Moe (NT), Illinois1991-96
 Garza, Roberto (C/G), Tex. A&M Kingsville ...2001
 Geathers, James (DT), Wichita St.1993-95
 George, Jeff, (QB), Illinois1994-96
 George, Ron (LB), Stanford1993-96
 Gia Garcia, Jim (DE), Purdue1968
 George, Steve (DT), Houston1976
 Geredine, Thomas (WR), NE Missouri St. ...1973-74
 German, Jammí (WR), Miami1998-00
 Germany, Willie (S), Morgan St.1972
 Giacommaro, Ralph (P), Penn State1983-85
 Gilbert, Lewis (TE), Florida1978-79
 Gilliam, John (WR), South Carolina St.1976
 Gipson, Paul (RB), Houston1969-70
 Glass, Glenn (WR), Tennessee1966
 Glazebrook, Bob (DB), Fresno St.1978-83
 Goff, Willard (DT), W Texas St.1985
 Goldberg, Bill (NT), Georgia1992-94
 Goodwin, Doug (RB), Maryland St.1968
 Gordon, Darnien (CB/PR), Stanford2001
 Gordon, Dwayne (LB), New Hampshire ...1993-94
 Gordon, Tim (S), Tulsa1987-90
 Gotshalk, Len (T), Humboldt St.1972-76
 Graziani, Tony (QB), Oregon1997-00
 Green, Harold (RB), South Carolina1997-98
 Green, Lamont (LB), Florida State1999
 Green, Tim (LB), Syracuse1986-93

ALL-TIME ROSTER

Greené, Tiger (DB), Western Carolina1985
 Grimm, Dan (G/C), Colorado1966-68

- H -

Haji-Sheikh, Ali (K), Michigan1986
 Hall, Corey (S), Appalachian State2001
 Hall, Travis (DT), BYU1995-01
 Hallen, Bob (G/T), Kent State1998-01
 Halverson, Dena (LB), Washington1970
 Hamilton, Conrad (CB), East. New Mexico2001
 Hamilton, Ruffin (LB)1997-99
 Hampton, Dave (RB), Wyoming1972-75
 Hansen, Don (LB), Illinois1969-75
 Hanspard, Byron (RB), Texas Tech1997-99
 Harmon, Tom (G), Gus, Adolphus1967
 Harper, John (LB), So Illinois1983
 Harper, Roger (S), Ohio St.1993-95
 Harris, Bill (RB), Colorado1968
 Harris, Leonard (WR), Texas Tech1994
 Harris, Ronnie (WR), Oregon1998-99
 Harris, Roy (DT), Florida1984-85
 Harrison, Dennis (DE), Vanderbilt1986-87
 Hart, Leo (QB), Duke1971
 Hawkins, Alex (WR), South Carolina1966-67
 Haworth, Steve (DB), Oklahoma1983-84
 Havig, Dennis (G), Colorado1972-75
 Hayes, Mercury, (WR), Michigan1997
 Hayes, Tom (CB), San Diego St.1971-75
 Haynes, Michael (WR), N Arizona1988-93, '97
 Hebert, Bobby (QB), NW Louisiana1993-96
 Heck, Ralph (LB), Colorado1966-68
 Heller, Ron (TE), Oregon St.1989
 Herman, Chuck (G), Arkansas1980
 Herron, Mack (RB), Kansas St.1975
 Hester, Jessie (WR), FSU1988
 Hettema, Dave (T), New Mexico1970
 Heyward, Craig (RB), Pittsburgh1994-96
 Higdon, Alex (TE), Ohio State1988
 Hill, Drew (WR), Georgia Tech1992-93
 Hilton, Roy (DE), Jackson St.1975
 Hinson, Billy (G), Florida1986
 Hinton, Chris (T), Northwestern1990-93
 Hodge, Floyd (WR), Utah1982-84
 Holly, Bob (QB), Princeton1984-85
 Holmes, Rudy (DE), Drake1974
 Holt, Pierce (DL), Angelo St.1993-95
 Hoover, Houston (T), Jackson State1988-92
 Houston, Harrison (WR), Florida1994
 Howard, Ed (WR), Rice1995
 Howe, Glen (T), So Mississippi1985-86
 Howell, Pat (G), USC1979-83
 Hudlow, Floyd (CB/S), Arizona1967-68
 Hudson, Chris (S), Colorado2001
 Huff, Ben (DT), Michigan1999
 Hughes, Bob (DE), Jackson St.1967-69
 Humphrey, Claude (DE), Tennessee St.1968-74,
 76-78
 Hunter, John (T), BYU1989-91
 Hunter, Scott (QB), Alabama1976-78
 Huntley, Richard (RB), Winston-Salem1996
 Hutchinson, Tom (WR), Kentucky1966

- J -

Jack, Eric (CB), New Mexico1994-95
 Jackson, Alfred (WR), Texas1978-84
 Jackson, Ernie (CB), Duke1978
 Jackson, Jeff (LB), Auburn1984-85
 Jackson, Larron (G), Missouri1975-76
 Jackson Robert (LB), Texas A&M1982

Jackson, Tyoka (DL), Penn State1994
 James, John (P), Florida1972-81
 Jarvis, Ray (WR), Norfolk St.1971-72
 Jasper, Ed (DT), Texas A&M1999-001
 Jefferson, Shawn (WR), Central Florida2000-01
 Jenke, Noel (LB), Minnesota1972
 Jenkins, Alfred (WR), Morris Brown1975-83
 Jervy, Travis (RB), The Citadel2001
 Jobko, Bill (LB), Ohio St.1966
 Johnson, Billy (WR), Widener1982-87
 Johnson, D.J. (CB), Kentucky1994-96
 Johnson, Doug (QB), Florida2000-01
 Johnson, Kenny (DB), Mississippi St.1980-86
 Johnson, Norm (K) UCLA1991-94
 Johnson, Randy (QB), Texas A&I1966-70
 Johnson, Rudy (RB), Nebraska1966
 Johnson, Tracy (RB), Clemson1990-91
 Johnson, Udra (RB), W Virginia1989
 Jones, Bob (WR), San Diego St.1969
 Jones, Bob (DB), Virginia Union1975-76
 Jones, Earl (DB), Norfolk St.1980-83
 Jones, Jerry (DT), Bowling Green1966
 Jones, Joey (WR), Alabama1986
 Jones, June (QB), Portland St.1977-79
 Jones, Keith (RB), Illinois1989-92
 Jones, Tony (WR), Texas1992
 Jordan, Antony (LB), Vanderbilt2000-01
 Jordan, Brian (S), Richmond1989-91

- K -

Kadela, Dave (T), Virginia Tech2001
 Kanell, Danny (QB), Florida State1999-00
 Kay, Rick (LB), Colorado1977
 Kelly, Jeff (LB), Kansas State1999-01
 Kelly, Reggie (TE), Miss. State1999-01
 Kelly, Todd (DE), Tennessee1996
 Kendrick, Vince (RB), Florida1974-75
 Kenn, Mike (T), Michigan1978-94
 Kennedy, Lincoln (G/T), Washington1993-95
 Kerney, Patrick (DE), Virginia1999-01
 Kiewel, Jeff (G), Arizona1985-87
 Kinchen, Todd (WR), Louisiana State1997-98
 Kindle, Gregg (G), Tennessee St.1976
 Kirouac, Lou (G/K), Boston College1966-67
 Klein, Perry (QB), C.W. Post1994-95
 Knight, Leander (CB), Montclair St.1988
 Koepfer, Rich (T), Oregon State1966
 Komlo, Jeff (QB), Delaware1982
 Kozlowski, Brian (TE)1997-01
 Kramer, Erik (QB), N Carolina St.1987
 Kraynak, Rich (LB), Pittsburgh1987
 Krepfle, Keith (TE), Iowa St.1982
 Kuechenberg, Rudy (LB), Indiana1971
 Kunz, George (T), Notre Dame1969-74
 Kupp, Jake (G), Washington1967
 Kuykendall, Fulton (LB), UCLA1975-84

- L -

Lamb, Ron (RB), South Carolina1972
 Landrum, Mike (TE), So Miss1984
 Lang, Gene (RB), LSU1988-90
 Laughlin, Jim (LB), Ohio St.1980-82,87
 Lavan, Al (S), Colorado St. U1969-70
 Lawrence, Kent (WR), Georgia1970
 Lawrence, Rolland (DB), Tabor1973-80
 Layne, George (FB), TCU2001
 Le Bel, Harper (TE), Col St.1991-96
 Ledbetter, Monte (WR), NW Louisiana1969
 Lee, Bob (WR), Minnesota1969

ALL-TIME ROSTER

Lee, Bob (QB), Pacific1973-74
 Lee, Danzell (TE), Lamar1988
 Lee, Dwight (RB), Michigan St.1968
 Lee, Ron (OL), Baylor1983
 Lemmerman, Bruce (QB), San Fern. Val...1968-69
 Lester, Fred (FB), Alabama A&M1997
 Lens, Greg (DT), Trinity Texas1970-71
 Levenick, Dave (LB), Wisconsin1983-84
 Lewis, Mike (DT), Arkansas AM&N1971-79
 Linden, Errol (T), Houston1966-68
 Logan, Ernie (DE), East Carolina1993
 Loneker, Keith (G), Kansas1996
 Long, Bob (WR), Wichita State1968
 Lothridge, Billy (P/S), Georgia Tech1966-71
 Loveall, Calvin (CB), Idaho1988
 Luckhurst, Mick (K), California1981-87
 Lyles, Robert (LB), TCU1990-91
 Lyons, Mitch (TE), Michigan State1993-96

- M -

Mabra, Ron (DB), Howard1975-76
 Mack, Red (WR), Notre Dame1966
 Malancon, Rydell (LB), Louisiana State.....1984
 Mallory, John (S), West Virginia1967
 Malone, Art (RB), Arizona State1970-74
 Mankins, Jim (RB), Florida State1967
 Manning, Rosie (T), NE Oklahoma.....1972-75
 Marchlewski, Frank (C), Minnesota1966-68
 Marshall, Randy (DE), Linfield1970-71
 Marshall, Rich (DT), Stephen F Austin1966
 Marshall, Whit (LB), Georgia1999
 Martin, Billy (TE), Georgia Tech1966-67
 Martin, Charles (NT), Livingston1988
 Martin, Tony (WR), Mesa1998, 2001
 Marx, Greg (DT), Notre Dame1973
 Mathis, Terance (WR), New Mexico1994-01
 Matlock, John (C), Miami1970-71
 Matthews, Al (TE), Vanderbilt1983-85
 Matthews, Aubrey (WR), Delta State1986-88
 Matthews, Clay (LB), Southern Cal1994-96
 Matthews, Henry (RB), Michigan St.....1973
 Mauer, Andy (G), Oregon1970-73
 Maxie, Brett (S), Texas Southern1994
 Mayberry, James (RB), Colorado1979-81
 Mazzetti, Tim (K), Pennsylvania1978-80
 McBurrows, Gerald (S), Kansas1999-01
 McCarthy, Brendan (RB), Boston Col1968
 McCartney, Ron (LB), Tennessee1977-79
 McCauley, Tom (S/WR), Wisconsin1969-71
 McCord, Quentin (WR), Kentucky2001
 McClain, Dewey (LB), E Central Univ.....1976-80
 McClure, Todd (C), LSU1999-01
 McCrary, Greg (TE), Clark1975-77
 McDaniels, Pellom (DE), Oregon State1999-00
 McDermott, Gary (RB), Tulsa1969
 McDonald, Tommy (WR), Oklahoma1967
 McFadden, Paul (K), Youngstown State1989
 McGee, Molly (RB), Rhode Island1974
 McGill, Lenny (CB), Arizona State1996-97
 McInnis, Hugh (TE), So Mississippi1966
 McIntyre, Secedrick (RB), Auburn1977
 McKinnelly, Phil (T), UCLA1976-80
 McKyer, Tim (CB), Tex-Arlington1991-92, '96
 McMillon, Steve (CB) Wyoming1989
 McQuilken, Kim (QB), Lehigh1974-77
 Merrow, Jeff (DE), W Virginia1975-83
 Metcalf, Eric (WR/RB), Texas1995-96
 Meyers, Eddie (RB), Navy1982
 Mialik, Larry (TE), Wisconsin1972-74

Miano, Rich (S), Hawaii1995
 Middleton, Ron (TE), Auburn1986-87
 Mike-Mayer, Nick (K), Temple1973-77
 Mikeska, Russ (TE), Texas A&M1979-83
 Millen, Hugh (QB), Washington1988-90
 Miller, Brett (T), Iowa1983-88
 Miller, Chris (QB), Oregon1987-92
 Miller, Jim (QB), Michigan State.....1997
 Miller, Jim (G) Iowa1971-72,74
 Miller, Junior (TE), Nebraska1980-83
 Miller, Nate (OL), Louisiana State.....1995-97
 Milling, James (WR), Maryland1991-92
 Mills, Shawn (WR), Southern Miss2001
 Mims, David (WR), Baylor.....1993-94
 Mitchell, Barry (DE), Idaho1997
 Mitchell, Brian (CB), BYU1991-92
 Mitchell, Ken (LB), UNLV1973-74
 Mitchell, Jim (TE), Prairie View1969-79
 Mitchell, Leonard (T), Houston.....1987
 Mitchell, Roland (CB), Texas Tech1990
 Mohr, Chris (P), Alabama.....2001
 Monroe, Rod (TE), Cincinnati1998-99
 Montgomery, Alton (S), Houston1993-95
 Montgomery, Marv (T), USC1978
 Moore, Robert (S), Northwestern St.1986-89
 Moore, Ron (DT), Northwest. Okla. St.2001
 Moore, Tom (RB), Vanderbilt1967
 Moriarty, Tom (S), Bowling Green1977-79,81
 Moroski, Mike (QB), Cal-Davis1979-84
 Morris, Larry (LB), Georgia Tech1966
 Mraz, Mark (DE), Utah State1987
 Musser, Neal (LB), NC State1981-83

- N -

Nagle, Browning (QB), Louisville1995-96
 Neal, Louis (WR), Prairie View1973-74
 Neil, Dallas (TE), Montana2000
 Nobis, Tommy (LB), Texas1966-76
 Nofsinger, Terry (QB), Utah1967
 Norton, Jim (DT/DE), Washington1967-68
 Norwood, Ralph (OT), LSU1989

- O -

Odomes, Nate (CB), Wisconsin1996
 Ogden, Ray (TE), Alabama1967-68
 Oliver, Winslow (RB), New Mexico1999-00
 O'Neal, Matt (C), Oklahoma2000
 Ortega, Ralph (LB), Florida1975-78
 Oswald, Paul (G), Kansas1988
 Owens, Dan (DT), Southern California.....1996-97
 Oxendine, Ken (RB), Virginia Tech1998-99

- P -

Pahukoa, Jeff (G/T), Washington1995-96
 Palmer, Dick (LB), Kentucky1974
 Paterra, Greg (RB), Slippery Rock.....1989
 Patton, Flicky (RB), Jackson St.1978
 Paulk, Jeff (FB), Arizona St.1999
 Pearson, Dennis (WR), San Diego St.1978-79
 Pellegrini, Joe (C), Harvard1984-86
 Pegram, Eric (RB), N Tex St.1991-94
 Pennywell, Robert (LB), Grambling1977-80
 Perko, Mike (DT), Utah St.1982
 Phillips, Anthony (CB), Tex. A&M Kingsv. .1994-96
 Phillips, Jason (WR) Houston1991-93
 Phillips, Ray (LB), North Carolina St.....1986
 Philyaw, Mareno (WR), Troy State2000-01
 Pickens, Bruce (CB), Nebraska1992
 Pilgrim, Evan (G/C), BYU1999-00

ALL-TIME ROSTER

Pillers, Lawrence (DT), Alcorn State	1985	Sanders, Bob (LB), N Texas St.	1967
Pitts, Mike (DE), Alabama	1983-86	Sanders, Deion (CB), Florida St.	1989-93
Pleasant, Anthony (DE), Tennessee St.	1997	Sanders, Eric (T), Nevada-Reno	1981-86
Pleasant, Reggie (DB), Clemson	1985	Sanders, Picky (WR), SW Texas St.	1994-95
Plummer, Tony (S), Pacific	1971-73	Santiago, O.J. (TE), Kent State	1997-99
Poage, Ray (TE), Texas	1971	Sauer, Craig (LB), Minnesota	1996-99
Portilla, Jose (T), Arizona	1998-99	Saxton, Brian (TE), Boston College	1997
Preston, Roell (WR), Mississippi	1995-96	Scales, Charlie (RB), Indiana	1966
Pridemore, Tom (S), West Virginia	1978-85	Schmidt, Roy (G/T), Long Beach St.	1969
Primus, James (RB), UCLA	1988-89	Schonert, Turk (QB), Stanford	1986
Pringle, Mike (RB), Cal State-Fullerton	1990	Schreiber, Adam (C/G), Texas	1997-99
Pritchard, Mike (WR), Colorado	1992-93	Scott, Dave (T), Kansas	1976-82
Pritchett, Billy Ray (RB), W. Texas St.	1976-77	Scott, Freddie (WR), Penn State	1996
Pritchett, Wes (LB), Notre Dame	1991	Scully, John (C), Notre Dame	1981-90
Profit, Joe (RB), NE Louisiana	1971-73	Seay, Virgil (WR), Troy St.	1984
Provence, Andrew (DT), S Carolina	1983-87	Settle, John (RB), Appalachian	1987-90
- R -			
Rackley, Derek (TE), Minnesota.	2000-01	Sharp, Dan (TE), Texas Christian	1987
Rade, John (LB), Boise St.	1983-92	Shay, Jerry (DT), Purdue	1968-69
Radloff, Wayne (C), Georgia	1986-89	Shears, Larry (CB), Lincoln, Mo	1971
Rassas, Nick (S), Notre Dame	1966-68	Shelley, Elbert (S), Arkansas State	1987-96
Ray, Eddie (RB), LSU	1972-74	Sherlag, Bob (WR), Memphis St.	1966
Ray, Terry (S), Oklahoma	1992	Shiner, Dick (QB), Maryland	1971-73
Reaves, Ken (CB), Norfolk St.	1966-73	Shivers, Wes (T), Mississippi St	2000
Rector, Ron (RB), Northwestern	1966-67	Sidle, Jimmy (TE/RB), Auburn	1966
Redding, Reggie (T), Cal St. Ful	1991	Sieminski, Chuck (DT), Penn State	1966-67
Redmon, Anthony (G), Auburn	2000	Silvestri, Carl (CB-S), Wisconsin	1966
Redmond, Rudy (CB), Pacific	1969-71	Simeta, Mike (DT), Kansas St.	1983
Reed, Frank (DB), Washington	1976-80	Simoneau, Mark (LB), Kansas St.	2000-01
Reid, Oscar (RB), Colorado State U.	1975	Simmons, Jerry (WR), Bethune-Cookman. .	1967-69
Reid, Michael (LB), Wisconsin	1987-92	Simon, Jim (G/T), Miami	1966-68
Reese, Guy (DT), SMU	1966	Sims, Joe (T), Nebraska	1991
Renfroe, Gilbert (QB), Tenn St.	1990	Sloan, Steve (QB), Alabama	1966-67
Richards, Bobby (DE), LSU	1966-67	Small, Gerald (CB), San Jose St.	1984
Richards, Dave (G), UCLA	1994-96	Small, John (DT), Citadel	1970-72
Richardson, Al (LB), Georgia Tech	1980-85	Smigelsky, Dave (P), Virginia Tech	1982
Richardson, Jerry (CB/S), W Texas St.	1966-67	Smith, Brady (DE), Colorado St.	2000-01
Richardson, Wally (QB), Penn St.	1999	Smith, Chuck (DE), Tennessee	1992-99
Riddick, Louis (S), Pittsburgh	1992, '96	Smith, Don (DE), Miami	1979-84
Ridlehuber, Preston (RB), Georgia	1966	Smith, Ed (TE), no college	1997-98
Riggle, Bob (S), Penn State	1966-67	Smith, Maurice (RB), North Car. A&T	2000-01
Riggs, Gerald (RB), Arizona St.	1982-88	Smith, Mike (WR), Grambling	1980
Rison, Andre (WR), Mich St.	1990-94	Smith, Ralph (TE), Mississippi	1969
Ritcher, Jim (G), North Carolina St.	1994-95	Smith, Reggie (WR), NC Central	1980-81
Rivers, Ron (RB), Fresno State.	2000	Smith, Ron (CB/WR), Wisconsin	1966-67
Roberts, Gary (G), Purdue	1970	Smith, Royce (G), Georgia	1974-76
Roberts, George (P), Virginia Tech	1982	Smith, Tony (RB), Southern Miss.	1992-94
Roberts, Guy (LB), Maryland	1976	Smith, Vinson (LB), E Carolina	1988
Robinson, Bo (RB), W Texas St.	1981-83	Snider, Malcolm (G), Stanford	1969-71
Robinson, Eugene (S), Colgate	1998-99	Snyder, Todd (WR), Ohio U.	1970-72
Robison, Tommy (G), Texas A&M	1989	Sobocinski, Phil (C), Wisconsin	1968
Rogers, Doug (DE), Stanford	1982	Solomon, Jesse (LB), Florida St.	1992
Rogers, Joe (WR), Texas Southern	1994	Spencer, Darryl (WR), Miami-Fla.	1994-95
Roques, Burnell (WR), Claremont	1996	Spiller, Phil (S), Cal State-LA	1968
Ross, Kevin (CB), Temple	1994-95	Spiva, Andy (LB), Tennessee	1977
Rozier, Mike (RB), Nebraska	1990-91	Spivey, Mike (CB), Colorado	1982
Rubke, Karl (DT), USC	1966-67	Stamps, Sylvester (WR), Jackson St.	1984-88
Ruether, Mike (C), Texas	1990-93	Stanback, Haskel (RB), Tennessee	1974-79
Rushing, Marion (LB), So Illinois	1966-68	Stanciel, Jeff (RB), Miss Valley	1969
Russ, Carl (LB), Michigan	1975	Steinfort, Fred (PK), Boston College	1977-78
Ryckman, Billy (WR), Louisiana Tech	1977-79	Stewart, Matt (LB), Vanderbilt	2001
Ryczek, Paul (C), Virginia	1974-79	Stewart, Steve (LB), Minnesota	1978
- S -			
Sabatino, Bill (DT), Colorado	1969	Still, Bryan (WR), Virginia Tech	1999
Sadowski, Troy (TE), Georgia	1990	Stinson, Lemuel (CB), Texas Tech	1993
Salaam, Ephraim (T), San Diego St.	1998-01	Strahan, Art (DT), Texas Southern	1968
Sandeman, Bill (T), Pacific	1967-73	Strong, Ray (RB), Nevada/Las Vegas	1978-82
		Stryzinski, Dan (P), Indiana	1995-00
		Styles, Lorenzo (LB), Ohio State	1995-96
		Suchy, Larry (CB), Mississippi College	1968
		Sullivan, Jim (DE), Lincoln, MO	1970

ALL-TIME ROSTER

Sullivan, Pat (QB), Auburn1972-75
 Sutter, Eddie (LB), Northwestern1997
 Swayda, Shawn (DE), Arizona State1998-01
 Szczeko, Joe (DT), Northwestern1966-68

- T -

Talbert, Don (T), Texas1966-68
 Talley, Ben (LB)1998
 Talley, Darryl (LB), West Virginia1995
 Tate, Rodney (RB), Texas1984
 Taylor, Henry (DT), South Carolina2000
 Taylor, Johnnie (LB), Hawaii1984-86
 Taylor, Malcom (DE), Tennessee St.1989
 Taylor, Terry (CB), Southern Illinois1995
 Teague, Matthew (DE), Prairie View1981
 Ten Napel, Garth (LB), Texas A&M1978
 Thaxton, Galand (LB), Wyoming1989
 Thibodeaux, Keith (CB), N.W. Louisiana1999
 Thielemann, RC (G), Arkansas1977-84
 Thomas, Ben (DE), Auburn1989
 Thomas, Chuck (G), Oklahoma1985
 Thomas, George (WR), Nev.-Las Vegas1989-92
 Thomas, Rodney (RB), Texas A&M2001
 Thomas, Sean (DB), TCU1985
 Thompson, Michael (T), Tennessee St.2000-01
 Thompson, Woody (RB), Miami1975-77
 Thornal, Kevin (WR), S. Methodist1997
 Tilleman, Mike (DT), Montana1973-76
 Tinker, Gerald (WR), Kent State1974-75
 Tippins, Ken (LB), MTSU1990-95
 Tobeck, Robbie (C), Washington St.1993-99
 Tolleson, Tommy (WR), Alabama1966
 Tolliver, Billy Joe (QB), Texas Tech 1991-93, '96-97
 Toloumu, David (RB), Hawaii1982
 Traynham, Wade (K), Frederick1966-67
 Tualo, Esera (DT), Oregon State1998
 Tuggle, Jessie (LB), Valdosta State1987-00
 Turner, Jimmy (CB), UCLA1986-87
 Tutson, Tom (DB), SC State1983
 Tuttle, Perry (WR), Clemson1984
 Tyner, Scott (P), Oklahoma State1994
 Tyrell, Tim (RB), No. Illinois1984-86

- U -

Ulmer, Artie (LB), Valdosta State2001

- V -

Van Note, Jeff (C), Kentucky1969-86
 Vaughn, Darrick (CB/Ret), Southwest Tex. 2000-01
 Verdin, Clarence (KR), SW Louisiana1994
 Vick, Michael (QB), Virginia Tech2001
 Vinson, Tony (RB), Towson State1995
 Vinyard, Kenny (K), Texas Tech1970

- W -

Wages, Harmon (RB), Florida1968-71,73
 Wagoner, Danny (DB), Kansas1985
 Walker, Chuck (DT), Duke1972-75
 Walker, Cleo (LB), Louisville1971
 Walker, Darnell (CB), Oklahoma1993-96
 Wallace, Anthony (RB), California1993
 Warwick, Lonnie (LB), Tenn Tech1973-74
 Washington, Charles (S), Cameron1992-94
 Washington, Joe (RB), Oklahoma1985
 Washington, Joe (RB), Illinois St.1973
 Washington, Ronnie (LB), NE Louisiana St.1985
 Waskiewicz, Jim (C), Wichita St1969
 Weatherford, Jim (S), Tennessee1969

Weatherley, Jim (C), None1976
 West, Ed (TE), Auburn1997
 Wheelwright, Ernie (RB), So. Illinois1966-67
 Whisenhunt, Ken (TE), Georgia Tech1985-88
 White, Chris (DE), Southern2000
 White, Lyman (LB), LSU1981-82
 White, William (S), Ohio State1997-98
 Whitfield, Bob (OT), Stanford1992-01
 Whitlow, Bob (C), Arizona1966
 Widell, Dave (G), Boston College1998
 Wiley, Chuck (DE), LSU2000-01
 Wilkes, Reggie (LB), Georgia Tech1986-87
 Wilkins, Gary (TE), Georgia Tech1988-91
 Williams, Clay (T), Indiana1996
 Williams, Elijah (CB), Florida1998-01
 Williams, Gene (G/T), Iowa State1996-99
 Williams, Joel (LB), Wis/LaCrosse 1979-82, 86-89
 Williams, Keith (RB), SW Missouri1986
 Williams, Richard (RB) Memphis St.1983
 Williams, Sam (DE), Michigan State1966-67
 Williams, Thomas (DE), Wyoming1994
 Willig, Matt (T/G), Southern California1996-97
 Willis, Mitch (DT), SMU1988
 Wilson, Brenard (S), Vanderbilt1987
 Wilson, Jim (C), Georgia1967
 Wilson, Wade (QB), East Texas St.1992
 Wimberly, Marcus (S), Miami1997
 Windauer, Bill (DT), Iowa1976
 Winkler, Randy (G), Tarleton St.1968
 Woerner, Scott (S), Georgia1981
 Wolski, Bill (RB), Notre Dame1966
 Wood, Bo (DE), North Carolina1967
 Woodberry, Dennis (CB), S. Arkansas1986
 Wright, James (TE), Texas Christian1978-79
 Wright, John (WR), Illinois1968
 Wright, Nate (S), San Diego St.1969

- Y -

Yarno, George (C/G), Wash St.1988
 Yeates, Jeff (DT), Boston College1976-84
 Young, Ben (TE), UT-Arlington1983

- Z -

Zackery, Tony (DB), Washington1989
 Zandofsky, Mike (G), Washington1994-96
 Zele, Mike (DT), Kent1979-83
 Zgonina, Jeff (DT), Purdue1996
 Zook, John (DE), Kansas1969-75



Falcons Unrestricted Free Agency History

2002	Players Acquired RB Warrick Dunn CB/KR Allen Rossum T Todd Weiner WR Jeff Graham CB Keion Carpenter LB John Holecek S Keith Lyle LB John Thierry	Players Re-signed DE Ed Jasper LB Artie Ulmer	Players Departed LB Henri Crockett
2001	Players Acquired CB Conrad Hamilton (NYG) S Chris Hudson (Jax) P Chris Mohr (Buff) FB Kevin McLeod (T.B.) RB Travis Jervey (SF) RB Rodney Thomas (TEN)	Players Re-signed T Bob Whitfield CB Ray Buchanan S Gerald McBurrows RB Gary Downs TE Brian Kozlowski	Players Departed P Dan Stryzinski (K.C.) CB Terry Cousin (Mia)
2000	Players Acquired CB Ashley Ambrose (NO) WR Shawn Jefferson (NE) DE Brady Smith (NO) LB Marcus Buckley (NYG) G Anthony Redmon (CAR)	Players Re-signed DT Shane Dronett LB Jessie Tuggle RB Winslow Oliver	Players Departed DE Lester Archambeau (DEN) LB Craig Sauer (MIN) DE Chuck Smith (CAR) C Robbie Tobeck (SEA)
1999	Players Acquired QB Danny Kanell (NYG) WR Chris Calloway (NYG) SS Marty Carter (Chi) DT Bob Kuberski (G.B.) G/T Greg Bishop (NYG) DE Emil Ekiyor (Indy) DT Ed Jasper (Phi) RB Eric Lane (NYG) S Gerald McBurrows (StL) DE Pellom McDaniels (K.C.) CB Keith Thibodeaux (Wash)	Players Re-signed CB Ronnie Bradford C Adam Schreiber WR Ronnie Harris	Players Departed DE John Burrough (Min) SS Devin Bush (StL)
1998	Players Acquired T Corey Louchiey (Buffalo) S Eugene Robinson (G.B.) LB Ben Talley (NYG) WR Keith Crawford (StL) G Matt Elliott (Car) CB Randy Fuller (Pitt) QB Mark Rypien (StL) DT Esera Tuaolo (Jax) C Dave Widell (Jax)	Players Re-signed K Morten Andersen P Dan Stryzinski QB Jim Miller G Scott Adams DT Shane Dronett RB Harold Green TE Brian Kozlowski RB Gary Downs LB Eddie Sutter CB Lenny McGill	Players Departed DT Dan Owens (Det) QB Jim Miller (Det) WR Bert Emanuel (T.B.)** (**transition player)
1997	Players Acquired CB Ray Buchanan (Indy)** TE Ed West (Philly) FB Bob Christian (Car) TE Brian Kozlowski (NYG) RB Gary Downs (NYG) S William White (K.C.) LS Paschal Davis (StL) WR Todd Kinchen (Den) QB Tommy Maddox (NYG) CB Ronnie Bradford (Ariz) LB Mike Croel (Balt) WR Michael Haynes (N.O.) DE Anthony Pleasant (Balt)	Players Re-signed DE Lester Archambeau G Gene Williams DE Todd Kelly QB Billy Joe Tolliver G Jeff Pahukoa LB David Brandon	Players Departed S Brad Edwards (GB) RB Craig Heyward (StL) DT Jeff Zgonina (StL) TE Harper LeBel (G.B.) TE Mitch Lyons (Pitt) G Mike Zandofsky (Philly) CB Darnell Walker (S.F.) WR Eric Metcalf (S.D.) LB Ron George (Minn)

FALCONS UNRESTRICTED FREE AGENCY HISTORY

1996	Players Acquired LB Cornelius Bennett (Buff) DT Dan Owens (Det) DE Shane Dronett (Den) S Louis Riddick (Balt) LB Tracy Hayworth (Det) LB James Williams (Jax) LB David Brandon (S.D.) T Antone Davis (Philly)	Players Re-signed T Bob Whitfield DE Chuck Smith C Roman Fortin S Brad Edwards G Gene Williams S Elbert Shelley WR Terance Mathis QB Bobby Hebert LB Clay Matthews DT Moe Gardner	Players Departed DE Chris Doleman (S.F.)
1995	Players Acquired K Morten Andersen (N.O.) P Dan Stryzinski (T.B.) WR J.J. Birden (K.C.) LB Darryl Talley (Buff) CB Terry Taylor (Sea) S Rich Miano (Philly) QB Browning Nagle (Indy) G Jeff Pahunoa (StL) WR Ricky Sanders (Miami) G Rob Selby (Philly) WR Nate Lewis (Chi) G Eric Jonassen (S.D.) OL Tom McHale (Phil) RB Blair Thomas (Dallas)	Players Re-signed TE Harper LeBel QB Bobby Hebert LB Ken Tippins S Brad Edwards CB Elbert Shelley S Alton Montgomery DE Mel Agee WR Lenny Harris LB Ron George DB Darnell Walker DE Chuck Smith	Players Departed WR Clarence Verdin (T.B.) S Brett Maxie (Car) WR Andre Rison (Clev) RB Erric Pegram (Pitt) WR Ricky Sanders (Miami)
1994	Players Acquired WR Terance Mathis (NYJ) RB Craig Heyward (Chi) T Dave Richards (Det) CB D.J. Johnson (Pitt) G Mike Zandofsky (S.D.) LB Clay Matthews (Clev) S Kevin Ross (K.C.) S Brad Edwards (Wash) G Jim Ritcher (Buff)	Players Re-signed DE Lester Archambeau G Roman Fortin S Charles Washington TE Harper LeBel T Mike Kenn QB Bobby Hebert CB Lemuel Stinson LB Ken Tippins RB Erric Pegram C Mike Reuther QB Bob Gagliano CB Elbert Shelley S Scott Case	Players Departed G/T Chris Hinton (Minn) QB Chris Miller (L.A. Rams) WR Michael Haynes (N.O.) LB Darion Conner (N.O.)
1993	Players Acquired QB Bobby Hebert (N.O.) DT Jumpy Geathers (Wash) DT <i>Pierce Holt (S.F.)</i> ** CB Melvin Jenkins (Det)	Players Re-signed S Tracey Eaton DE Mike Gann DE Tim Green WR Drew Hill CB Elbert Shelley	Players Departed G Bill Fralic (Det) T Houston Hoover (Cle) QB Wade Wilson (N.O.)

(**transition player)

Falcons Trade History

- 2002 ...** Traded first-round pick (17th overall) to Oakland **IN EXCHANGE FOR** Oakland's first- (18th overall, RB T.J. Duckett) and fifth-round (158th overall, QB Kurt Kittner) picks.
- 2002 ...** Traded third-round pick in 2003 to Houston **IN EXCHANGE FOR** Houston's fourth-round pick (116th overall, OL Martin Bibla) in 2002.
- 2001 ...** Traded first- (fifth overall) and third-round picks in 2001, second-round pick in 2002 and WR Tim Dwight to San Diego **IN EXCHANGE FOR** San Diego's first round pick in 2001 (No. 1 overall, QB Michael Vick).
- 2001 ...** Traded seventh-round pick in 2001 to Tampa Bay **IN EXCHANGE FOR** QB Eric Zeier.
- 2000 ...** Traded TE O.J. Santiago to Dallas **IN EXCHANGE FOR** Dallas' fourth-round pick in 2001 (102nd overall, LB Matt Stewart).
- 1999 ...** Traded first-round pick in 2000 to Baltimore **IN EXCHANGE FOR** Baltimore's second-round pick in 1999 (42nd overall, TE Reggie Kelly).
- 1997 ...** Traded first- (third overall) and third-round (63rd overall) picks in 1997 to Seattle **IN EXCHANGE FOR** Seattle's first- (11th overall, CB Michael Booker), second (41st overall, RB Byron Hanspard), third- (70th overall, TE O.J. Santiago) and fourth-round (100th overall, LB Henri Crockett) picks.
- 1997 ...** Traded fifth-round pick (140th overall) in 1997, which was obtained from Oakland for Lincoln Kennedy, to Washington **IN EXCHANGE FOR** Washington's sixth- (180th overall, C Calvin Collins) and seventh-round (222nd overall, S Chris Bayne) picks.
- 1997 ...** Traded fourth- (98th overall) and sixth-round (165th overall) picks to Houston **IN EXCHANGE FOR** QB Chris Chandler.
- 1996 ...** Traded second-round pick (48th overall) to Oakland **IN EXCHANGE FOR** S Patrick Bates.
- 1996 ...** Traded S Roger Harper to Dallas **IN EXCHANGE FOR** Dallas' fourth- (127th overall, CB Juran Bolden) and fifth-round (164th overall, DE Gary Bandy) picks.
- 1996 ...** Traded fifth-round pick in 1996 to Baltimore **IN EXCHANGE FOR** G Gene Williams.
- 1995 ...** Traded first-round pick (10th overall) to Cleveland **IN EXCHANGE FOR** WR Eric Metcalf and Cleveland first-round pick (26th overall, S Devin Bush).
- 1994 ...** Traded first- and third-round picks in 1994, and first-round pick in 1995 to Indianapolis **IN EXCHANGE FOR** QB Jeff George.
- 1994 ...** Traded second-round pick in 1994 and first-round pick in 1995 to Minnesota **IN EXCHANGE FOR** DE Chris Doleman and second-round pick (WR Bert Emmanuel).
- 1993 ...** Traded WR Mike Pritchard and seventh-round pick to Denver **IN EXCHANGE FOR** Denver's first-round pick in 1995 (traded for Chris Doleman) and its third-round pick in 1994 (Alai Kalanualu).
- 1993 ...** Traded WR James Milling to Green Bay **IN EXCHANGE FOR** DE Lester Archambeau.
- 1992 ...** Traded DT Tony Casillas to Dallas **IN EXCHANGE FOR** Dallas' second- (DE Chuck Smith) and eighth-round (TE Reggie Dwight) picks.
- 1992 ...** Traded QB Brett Favre to Green Bay **IN EXCHANGE FOR** Green Bay's first-round pick in 1992 (17th overall, RB Tony Smith).
- 1991 ...** Traded third-round pick to Miami **IN EXCHANGE FOR** CB Tim McKyer.

FALCONS TRADE HISTORY

1990 ... Traded first- and fourth-round picks to Indianapolis **IN EXCHANGE FOR** WR Andre Rison, T Chris Hinton, and Indianapolis' first- (WR Mike Pritchard) and fifth-round (T Reggie Redding) picks in 1991.

1989 ... Traded second-, fourth- and 10th-round picks to Cincinnati **IN EXCHANGE FOR** Cincinnati's first-round pick (27th overall, WR Shawn Collins).

1989 ... Traded RB Gerald Riggs to Washington **IN EXCHANGE FOR** Washington's first-round pick (20th overall, RB Steve Broussard) in 1990 and its second-round pick (T Ralph Norwood) in 1989.

1985 ... Traded second-round pick (33rd overall) in 1985 and second-round pick (30th overall) in 1986 to Washington **IN EXCHANGE FOR** Washington's first-round pick (17th overall, T Bill Fralic) in 1986 and its second-round pick (45th overall) in 1985.

1985... Traded first- and third-round picks in 1985 to Minnesota **IN EXCHANGE FOR** Minnesota's first-round pick (second overall, T Bill Fralic) in 1985.

1975 ... Traded T George Kunz and first-round pick (third overall) in 1975 to Baltimore **IN EXCHANGE FOR** Baltimore's first- (Steve Bartkowski) and sixth-round (Fulton Kuykendall) picks in 1975.

1974... Traded first-round pick (17th overall) and QB Bob Berry to Minnesota **IN EXCHANGE FOR** QB Bob Lee and LB Lonnie Warwick.

1973 ... Traded first-round pick to Houston **IN EXCHANGE FOR** DT Mike Tilleman.

1972... Traded LB Malcolm Snider to Green Bay **IN EXCHANGE FOR** RB Dave Hampton.

1967... Traded first-round pick (third overall) to San Francisco **IN EXCHANGE FOR** WR Bernie Casey, T Jim Wilson and DE Jim Norton.

FUTURE SUPER BOWLS

Super Bowl XXXVIII, February 1, 2004
Houston, Texas (Reliant Stadium)

Super Bowl XXXIX, February 6, 2005
Jacksonville, Florida (Alltel Stadium)

Super Bowl XL, February 5, 2006
Detroit, Michigan (Ford Field)

Individual Honors

FALCON PLAYER OF THE YEAR

- 1966 Tommy Nobis, LB
- 1967 Junior Coffey, RB
- 1968 Tommy Nobis, LB
- 1969 Jim Butler, RB
- 1970 Jim Mitchell, TE
- 1971 Don Hansen, LB
- 1972 Dave Hampton, RB
- 1973 Bob Lee, QB
- 1974 Ray Brown, S
- 1975 Dave Hampton, RB
- 1976 Claude Humphrey, DE
- 1977 Rolland Lawrence, DB
- 1978 Greg Brezina, LB
- 1979 Wallace Francis, WR
- 1980 Steve Bartkowski, QB
- 1981 William Andrews, RB
- 1982 Fulton Kuykendall, LB
- 1983 William Andrews, RB
- 1984 Gerald Riggs, RB
- 1985 Gerald Riggs, RB
- 1986 Bill Fralic, OG
- 1987 Bill Fralic, OG
- 1988 John Settle, RB
- 1989 Chris Miller, QB
- 1990 Andre Rison, WR
- 1991 Deion Sanders, CB
- 1992 Deion Sanders, CB/KR
- 1993 Andre Rison, WR
- 1994 Terance Mathis, WR
- 1995 Morten Andersen, K
- 1996 Jamal Anderson, RB
- 1997 Jessie Tuggle, LB
- 1998 Jamal Anderson, RB
- 1999 Terance Mathis, WR
- 2000 Ray Buchanan, CB
- 2001 Keith Brooking, LB



Tommy Nobis



Jessie Tuggle

ALL-PRO

- 1967 Tommy Nobis, LB (AP, 1st team)
- 1971 Claude Humphrey, DE (NEA, 1st team)
- 1972 Claude Humphrey, DE (AP, Pro Football Weekly, Football News, NEA, Football Digest, PFWA, 1st teams)
- 1973 Claude Humphrey, DE (AP, Pro Football Weekly, PFWA, Football News, Computer Kickoff, 1st teams) Nick Mick-Mayer, K (Pro Football 1972 Weekly, 1st team) Mike Tilleman, DT (National Star News Service, 1st team)
- 1974 Claude Humphrey, DE (NEA, 1st team) Rolland Lawrence, DB (AP, PFWA, 1st teams)
- 1980 Mike Kenn, OT (AP, PFWA, NEA, 1st teams)
- 1981 Alfred Jenkins, WR (AP, PFWA, 1st teams)
- 1982 R.C. Thielemann, OG (AP, CPFNW, 1st team) Mike Kenn, OT (CPFNW, 1st team; AP, NEA, 2nd team) William Andrews, RB (AP, 2nd team) Jeff Van Note, C (AP, 2nd team) Joel Williams, LB (AP, 2nd team)
- 1983 William Andrews, RB (NEA, TSN, Football

- Digest 1st teams; CPFNW, 2nd team) Billy Johnson, PR (Pro Football Weekly, TSN, CPFNW, PFWA, Football Digest 1st teams; AP 2nd team) Mike Kenn, T (Pro Football Weekly, 1st team; AP, CPFNW, 2nd teams)
- 1986 Bill Fralic G (AP, NEA, Pro Football Weekly, Sporting News, 1st team)
- 1987 Bill Fralic (AP, NEA, PFWA, Sporting News, 1st team) Sylvester Stamps, KR (Sporting News)
- 1988 Bill Fralic (Coll. & Pro FB Newsweekly, 1st team; AP, 2nd team) Scott Case (AP, 2nd team) John Settle (Sports Illustrated)
- 1989 Tony Casillas (AP, 2nd team) Bill Fralic (AP, 2nd team)
- 1990 Andre Rison (AP, 1st team)
- 1991 Mike Kenn (AP, 1st team) Andre Rison (AP, 2nd team) Deion Sanders (AP, 2nd team) Jessie Tuggle (SI)
- 1992 Deion Sanders (AP, 1st team, returner, AP, 2nd team, CB) Andre Rison (AP, 2nd team)
- 1993 Deion Sanders (AP, 1st team, CB) Chris Hinton (AP 1st team) Andre Rison (AP, 2nd team) Norm Johnson (AP, 2nd team)
- 1994 Terance Mathis (AP, 2nd team)
- 1995 Morten Andersen (AP, 1st team)
- 1998 Jamal Anderson (AP, 1st team; Pro Football Weekly, 1st team) Jessie Tuggle (AP, 2nd team) Ray Buchanan (AP, 2nd team)
- 2000 Darrick Vaughn (AP, 2nd team; College & Pro Football Weekly, 2nd team)

ALL-NFC

- 1970 Claude Humphrey, DE (UPI, 1st team)
- 1971 Claude Humphrey, DE (UPI, 1st team) Claude Humphrey, DE (UPI, AP, TSN, Football Digest, Football News, 1st teams) John James, P (Pro Football Weekly, Football Digest, 1st teams) Dennis Havig, OG (UPI, Football Digest, 1st team)
- 1973 Claude Humphrey, DE (UPI, AP, TSN, Pro Football Weekly, 1st teams) George Kunz, OT (UPI, Pro Football Weekly, 1st teams) Nick Mike-Mayer, K (TSN, Pro Football Weekly, AP, 1st teams)
- 1977 John James, P (TSN, 1st team) Rolland Lawrence, DB (UPI, 1st team)
- 1980 Mike Kenn, OT (UPI, 1st team) Jeff Van Note, C (UPI, 1st team)
- 1981 Mike Kenn, OT (UPI, 1st team)
- 1982 Mike Kenn, OT (UPI, 1st team) R.C. Thielemann, OG (UPI, 1st team) William Andrews, RB (UPI, 1st team)
- 1983 Mike Kenn, T (Pro Football Weekly, 1st team; UPI 2nd team) Billy Johnson, PR (Pro Football Weekly, 1st team) R.C. Thielemann, G (UPI, 2nd team)
- 1984 Mike Kenn, T (UPI, 2nd team) Gerald Riggs, RB (UPI, 2nd team)
- 1986 Bill Fralic, G (UPI, Pro Football Weekly, 1st team) Rick Bryan, DE (UPI, 2nd team)
- 1987 Bill Fralic, G (UPI, PFWA, 1st team) Rick Donnelly, P (UPI, 2nd team)
- 1988 Rick Donnelly (UPI, 2nd team) Scott Case (UPI, 1st team) Bill Fralic (UPI, 1st team)

INDIVIDUAL HONORS

1989 Bill Fralic, G (UPI, 1st team) Tony Casillas, DL, (UPI, 2nd team)
 1990 Andre Rison, WR (UPI, 1st team)
 1991 Mike Kenn, T (UPI) Jessie Tuggle, LB (UPI) Deion Sanders, CB (UPI)
 1993 Norm Johnson, K (UPI) Chris Hinton, T (UPI), Deion Sanders, CB (UPI)
 1994 Terance Mathis, WR (UPI, 2nd team) Jessie Tuggle, LB (UPI, 2nd team)
 1995 Morten Andersen, K (UPI, 1st team)
 1996 Bob Whitfield, T (UPI, 2nd team)
 1997 C. Smith, DE (Pro Football Weekly, 1st team NFC; Football Digest All-NFL team)
 1998 Jamal Anderson, RB (Pro Football Weekly) Jessie Tuggle, LB (Pro Football Weekly) Ray Buchanan, CB (Pro Football Weekly)
 2000 Darrick Vaughn, Returner (Pro Football Weekly)

PRO BOWL SELECTIONS

1966 Tommy Nobis, LB
 1967 Tommy Nobis, LB (2)
 1968 Tommy Nobis, LB (3)
 1969 Jim Butler, RB
 Bob Berry, QB
 Greg Brezina, LB
 Bob Etter, K
 George Kunz, OT
 Jim Mitchell, TE
 Ken Reaves, DB
 1970 Claude Humphrey, DE
 George Kunz, OT (2)
 Tommy Nobis, LB (4)
 1971 Claude Humphrey, DE (2)
 1972 Tommy Nobis, LB (5)
 Jim Mitchell, TE (2)
 Claude Humphrey, DE (3)
 1973 John Zook, DE
 Nick Mick-Mayer, K
 George Kunz, OT (3)
 Claude Humphrey, DE (4)
 1974 Jeff Van Note, C
 Claude Humphrey, DE (5)
 1975 Jeff Van Note, C (2)
 John James, P
 1976 John James, P (2)
 1977 John James, P (3)
 Claude Humphrey, DE (6)
 Rolland Lawrence, DB
 1978 No Selections
 1979 Jeff Van Note, C (3)
 1980 Mike Kenn, OT
 Steve Bartkowski, QB
 Jeff Van Note, C (4)
 Alfred Jenkins, WR
 William Andrews, RB
 Junior Miller, TE
 1981 Mike Kenn, OT (2)
 Steve Bartkowski, QB (2)

1981(cont.) Jeff Van Note, C (5)
 Alfred Jenkins, WR (2)
 William Andrews, RB (2)
 Junior Miller, TE (2)
 R.C. Thielmann, OG
 1982 Mike Kenn, OT (3)
 R.C. Thielmann, OG (2)
 Jeff Van Note, C (6)
 William Andrews, RB (3)
 1983 William Andrews, RB (4)
 Billy Johnson, PR
 Mike Kenn, T (4)
 R.C. Thielmann, OG (3)
 1984 Mike Kenn, T (5)
 1985 Gerald Riggs, RB
 1986 Bill Fralic, G
 Gerald Riggs, RB (2)
 1987 Bill Fralic, G (2)
 Gerald Riggs, RB (3)
 1988 Bill Fralic, G (3)
 Scott Case, CB
 John Settle, RB
 1989 Bill Fralic, G (4)
 (All NFL Team of 80's)
 Bill Fralic (2nd team)
 1990 Andre Rison, WR
 1991 Andre Rison, WR (2)
 Deion Sanders, CB
 Chris Miller, QB
 Chris Hinton, RT (7)
 1992 Andre Rison, WR (3)
 Deion Sanders, CB (2)
 Jessie Tuggle, LB
 Elbert Shelley, ST
 1993 Andre Rison, WR (4)
 Deion Sanders, CB (3)
 Elbert Shelley, ST (2)
 Norm Johnson, K (2)
 Bobby Hebert, QB
 1994 Jessie Tuggle, LB (2)
 Elbert Shelley, ST (3)
 Terance Mathis, WR
 1995 Jessie Tuggle, LB (3)
 Elbert Shelley, ST (4)
 Morten Andersen, K (7)
 Chris Doleman, DE (7)
 Craig Heyward, RB (1)
 1996 No Selections
 1997 LB Jessie Tuggle (4)
 QB Chris Chandler (1)
 1998 LB Jessie Tuggle (5)
 S Eugene Robinson (3)
 CB Ray Buchanan (1)
 RB Jamal Anderson (1)
 QB Chris Chandler (2)
 OT Bob Whitfield (1)
 1999 No Selections
 2000 No Selections
 2001 LB Keith Brooking (1)

FALCONS NFC PLAYERS OF THE WEEK

Offensive, Defensive Awards started in 1984, Special Teams Awards in 1993

Offensive	Defensive	Special Teams
1984 RB Gerald Riggs (Week 1) WR Alfred Jackson (Week 14)		
1985 Gerald Riggs (Week 11)		
1986 QB David Archer (Week 3) RB Gerald Riggs (Week 6)		
1987		
1988 RB Gerald Riggs (Week 3)	LB Aundray Bruce (Week 12)	
1989		
1990 QB Chris Miller (Week 5)	S Scott Case (Week 16)	
1991 QB Chris Miller (Week 9)	CB Deion Sanders (Week 4) CB Deion Sanders (Week 12) S Brian Jordan (Week 15) S Scott Case (Week 11)	
1992		
1993 QB Bobby Hebert (Week 12)	CB Deion Sanders (Week 15)	LB Darion Conner (Week 7) K Norm Johnson (Week 8)
1994 WR Andre Rison (Week 2)	S Kevin Ross (Week 10)	
1995 QB Jeff George (Week 10) QB Bobby Hebert (Week 17)	DE Chris Doleman (Week 1) DE Chris Doleman (Week 5)	K Morten Andersen (Week 3) K Morten Andersen (Week 15) K Morten Andersen (Week 17)
1996 RB Jamal Anderson (Week 10)		
1997	DE Chuck Smith (Week 7) DT Travis Hall (Week 14)	RB-KR Byron Hanspard (Week 15)
1998 Chris Chandler (Week 6) RB Jamal Anderson (Week 9)	DE Chuck Smith (Week 10) CB Ray Buchanan (Week 11)	KR Tim Dwight (Week 5) K Morten Andersen (Week 6)
PLAYOFFS		
1998 QB Chris Chandler (NFC Champ.)		K Morten Andersen (NFC Champ.)
1999	DE Chuck Smith (Week 8)	PR Tim Dwight (Week 17)
2000		
2001 RB Jamal Anderson (Week 2) QB Chris Chandler (Week 15)	LB Keith Brooking (Week 6)	K Morten Andersen (Week 1) DB-PR Darrien Gordon (Week 9) DB-PR Darrien Gordon (Week 14)

FALCONS NFC PLAYERS OF THE MONTH

Offensive	Defensive	Special Teams
1986 QB David Archer (September)		
1988	CB Scott Case (November)	
1990 WR Andre Rison (October)		
1991	LB Jessie Tuggle (December)	
1993	CB Deion Sanders (November)	
1995		K Morten Andersen (September) K Morten Andersen (December)
1997		KR Byron Hanspard (December)
1998 RB Jamal Anderson (November) QB Chris Chandler (December)		

Falcons All Time Players by the Numbers

1
Fred Steinfort '77-78; Ralph
Giacommaro '83-85; Jeff
George '94-95

2
Clarence Verdin '94

3
Bob Etter '68-69; David
Smigelesky '82; Rick
Donnelly '85-88; Bobby
Hebert '93-96; Scott
Bentley '97

#3
**Bobby
Hebert**



4
Tim Mazzetti '78-80; Brett
Favre '91; Scott Tyner '94;
Dan Stryzinski '95-00; Jay
Feely '01

5
Harmon Wages '68-71, '73;
Greg Davis '87-90; Harold
Alexander '93-94; Morten
Andersen '95-00

6
John James '72-81; Ali
Haji-Sheikh '86

7
Wade Trayman '66-67; Pat
Sullivan '72-75; Hugh
Millen '88-90; Perry Klein
'94-95; Browning Nagle
'96; Tony Graziani '99-'00;
Michael Vick '01

8
Tommy McDonald '67;
Kenny Vinyard '70; Bob
Holly '84-85; Steve Dils
'86

9
Larry Fortner '80; Norm
Johnson '91-94

10
Dennis Claridge '66; Leo
Hart '71; Steve
Bartkowski '75-85; Scott
Campbell '86-90

11
Randy Johnson '66-70;
Dick Shiner '71-73; Kim
McQuilken '74-77;
Kerwin Bell '88; Billy
Joe Tolliver '96-97; Doug
Johnson '00-01

12
Nick Mike-Mayer '73-77;
George Roberts '82;
Chris Miller '87-92;
Chris Chandler '97-01

13
Billy Joe Tolliver '91-93;
Browning Nagle '95;
Tony Graziani '97-98;
Danny Kanell '99-'00;
Chris Mohr '01

14
Steve Sloan; '66-67;
Terry Nofsinger '67; June
Jones '77-79; Jeff Komlo
'82; Turk Schonert '86;
Erik Kramer '87; Bob
Gagliano '93; Wally
Richardson '99

15
Gail Cogdill '69-70;
Mike Moroski '79-84;
Jim Miller '97; Eugene
Baker '99

16
Scott Hunter '76-78;
Reggie Smith '80-81;
David Archer '84-87

17
Bob Berry '68-72; Scott
Fulhage '89-92; Steve
DeBerg 1998

18
Bruce Lemmerman '68-69;
Mike Luckhurst '81-87;
Wade Wilson '92

19
Mike Brunson '70; Bob Lee
'73-74; Corey Dixon '94;
Shawn Mills '01

20
Bob Riggie '66-67; Tom
McCauley '69-71; Vince
Kendrick '74-75; Earl Jones
'80-83; Wendell Cason '86-
87; Evan Cooper '88; Brad
Edwards '94; Michael
Booker '97-99; Rodney
Thomas '01

21
Tom Moore '67; Lynn Cain
'79-84; Jimmy Turner '86-
87; Deion Sanders '89-93;
Eric Metcalf '95-96; Elijah
Williams '98-00; Darrien
Gordon '01

#21
**Deion
Sanders**



22
Lee Calland '66-68; John
Mallory '69; Rolland
Lawrence '73-80; Richard
Williams '83; Sean Thomas
'85; Dennis Woodberry
'86; Brenard Wilson '87;
Charles Dimry '88-90; Tim
McKyer '91-92, '96; Alton
Montgomery '93-95; Lenny
McGill '97; Gerald
McBurrows '99-01

23
Jeff Staniel '69; Joe Profit
'71-73; Bobby Butler '81-
92; Ronnie Bradford '97-01

24
Jimmy Sidle '66; Nate
Wright '69; Haskel
Stanback '74-79; David
Toloumu '82; Joe
Washington '85; Larry
Emery '87; Mike Pringle
'90; Brian Mitchell '92-93;
Terry Taylor '95; Patrick
Bates '96; Byron Hanspard

'97-99; Terry Cousin '00;
Conrad Hamilton '01

25
Alex Hawkins 66-67; Mike
Fitzgerald 67; Rick Eber
68; Art Malone '70-74;
Larry Crowe '75; Ray
Strong '78-82; Scott Case
84-94; Devin Bush 96-98;
Marty Carter '99-01; Elijah
Williams '01

26
Billy Lothridge '66-71;
Mike Esposito '76-79;
James Britt '83-87; Louis
Riddick '92; Anthony
Phillips '94-96; Darren
Anderson '98; Winslow
Oliver '00

27
Red Mack '66; Nick Rassas
'66-68; Tom Hayes '71-75;
Tom Pridemore '78-85;
Calvin Loveall '88;
Vinnie Clark '93; Brad
Edwards '95-96; Omar
Brown '98-99

28
Ray Ogden '67-68; Mike
Freeman '68-70; Willie
Belton '71-72; Frank Reed
'76-80; Bret Clark; '68-88;
Pat Chaffey '91; Tony
Smith '92-93; Ron Davis
'95; Lenny McGill '96;
Harold Green '97-98; Ken
Oxendine '99; Corey Hall
'01

29
Ron Rector '66-67;
Clarence Ellis '72-74; Ron
Mabra '75-76; Joe
Fishback '92; Eric
Dickerson '93; Louis
Riddick '96; Randy Fuller
'98

30
Ernie Wheelwright '66-67;
Doug Goodwin '68; Larry
Shears '71; Joe Washington
'73; Oscar Reed '75; Ernie
Jackson '78; Scott Woerner
'81; Steve Haworth '83-84;
David Croudip '85-88;
Mike Rozier '90-91; Terry
Ray '92; Lemuel Stinson
'93; Derrick Gardner '99

ALL-TIME JERSEY NUMBERS

31

Charlie Scales '66; Bill Harris '68; Dwight Lee '68; Willie Germany '72; Molly McGee '74; William Andrews '79-83; '86

32

Rudy Johnson '66; Preston Riddlehuber '66; Charles Bryant '69; Grady Cavness '70; Ray Eastering '72-79; Tim Tyrell '84-86; Tracey Eaton '91-93; Jamal Anderson '94-01

33

Larry Morris '66; Jim Mankins '67; Jim Butler '68-71; Henry Matthews '73; Ricky Patton '78; Anthony Anderson '80; Bob Robinson '81-83; Tiger Greene '85; Leander Knight '88; Gene Lang '88-89; Eric Pegram '93-94; Richard Huntley '96; Ken Oxendine '98; Winslow Oliver '99; Ashley Ambrose '00-01

34

Junior Coffey '66-67; Ray Brown '71-78; Blane Gaison '81-84; Robert Moore '86-88; Steve Broussard '90; '92; David Mims '93; Craig Heyward '94-96; Ray Buchanan '97-'01

35

Tony Plummer '71-73; Reggie Pleasant '85; Keith Williams '86; Mike Pritchard '91-93; William White '97-98; John Dale Carty '99-01

**#35
Mike
Pritchard**



36

Ken Reaves '66-73; Rudy Holmes '74; Bob Glazebrook '78-83; Danny Wagoner '85; Eric Bergeson '90; Brian Mitchell '91; Derrick Moore '92; Kevin Ross '94-95; Travis Jervey '01

37

Perry Lee Dunn '66-68; Bill Bell '71-72; Kenny Johnson '80-86; Elbert Shelley '87-96; Darrick Vaughn '00-01

38

Joe Auer '68; Rick Byas '74-80; Keith Jones '89-90; '92; Rich Miano '95; Nate Odomes '96

39

Billy Ray Pritchett '76-77; James Mayberry '79-81; Cliff Austin '84-86; Roland Mitchell '90; Bruce Pickens '91-92; Eric Jack '94

40

Ron Smith '66-67; Paul Gibson; '69-70; Ron Lamb '72; Bob Jones '75-76; George Franklin '78; Eddie Meyers '82; Brian Jordan '89-91; Anthony Wallace '93; Jeff Paulk '99

41

Brendon McCarthy '68; Al Dodds '73-74; Sonny Collins '76; Seceedrick McIntyre '77; Virgil Seay '84; Tony Baker '86; Tim Gordon '87-90; Eric Pegram '91-92; Brett Maxie '94; Eugene Robinson '98-99; George Layne '01

42

Phil Spiller '68; Jim Weatherford '69; Mike Herron '75; John Gillam '76; Gerald Riggs '82-88; Jeff Donaldson '91-93; Devin Bush '95; Sean Boyd '96

43

Jerry Richardson '66-67; Monte Ledbetter '69; Dave Hampton '72-75; Tom Tutson '83; Tracy Johnson '90-91; Juran Bolden '96-97; Maurice Smith '00-01

44

Bill Wolski '66; Jerry Simmons '67-69; Eddie Ray '72-74;

Bubba Bean '76-80; Rodney Tate '84; John Settle '87-90; Steve Broussard '93; D.J. Johnson '94-95; Bob Christian '97-01

45

Carl Silvestry '66; Dave Dunaway '68; John Wright '68; Gary McDermott '69; Sonny Campbell '70-71; Tom Moriarty '77-79; Ken Wisenhunt '85-88; Darnell Walker '93-96; Gary Downs '97-00

46

Larry Suchy '68; Ray Jarvis '71-72; Monroe Eley '75-78; Reggie Brown '82, Charles Washington '92-94

47

Rudy Redmond '69-71; Brad Davis '75; Mike Spivey '82; Rick Badanjek '87-88; Roger Harper '93-95; Chris Bayne '97-98; Chris Hudson '01

48

Angelo Coia '66; Tom Bleick '67; Olie Cordill '68; Woody Thompson '75-77; Gerald Small '84; Ray Phillips '86; Kenny Flowers '87; Darryl Ford '93; Marcus Wimberly '97; Derek Rackley '00-01

49

Glenn Glass '66; Floyd Hudlow '67-68; Jimmy Burson '68; Al Lavan '69-70; Al Matthews '83-85; James Pruxon '88-89; Brian Saxton '97; Dallas Neil '00

50

Jerry Jones '66; Greg Brezina '68-69, '71-79; Buddy Curry '80-87; Ron George '93-96; Eddie Sutter '97; Lamont Green '99; Corey Atkins '00; Artie Ulmer '01

**#50
Buddy
Curry**



51

Bob Whitlow '66; Andy Bowling '67; Ted Cottrell '69-70; Duane Benson '72-73; Dick Palmer '74; Jim Cope '76; Andy Spiva '77; Brian Cabral '79; Jim Laughlin '80-82, '87; Rich Dixon '83; Jeff Jackson '84-85; Reggie Wilkes '86-87; Marcus Cotton '88-90; Howard Dinkins '93; Jim Ritcher '94-95; David Brandon '96-97; Jeff Kelly '99-'01

52

Marion Rushing '66-68; Ron Acks; '68-71; Ken Mitchell '73-74; Dewey McClain '76-80; Lyman White '81-82; John Harper '83; Craig Sutter '97; Rydell Malancon '84; Vinson Smith '88; Ken Tippins '90-95; Craig Sauer '96-99; Matt Stewart '01

**#52
Dewey
McClain**



53

Frank Marchlewski '66-68; Phil Sobocinski '68; John Matlock '70-71; Paul Ryzek '74-79; Neal Musser '81-83; Thomas Benson '84-85; Doug Barnett '87; Dwayne Gordon '93-94; Jamal Fontaine '97; Mark Simoneau '00-01

54

Bob Sanders '67; Grady Allen '69-72; Fulton Kuykendall '75-84; Joel Williams '79-82, '86-89; Robert Lyles '90-91; Jesse Solomon '92-93; Ruffin Hamilton '97-99; Chris Draft '00-01

55

Ralph Heck '66-68; Roy Schmidt '69; Jim Miller '71-72; Ralph Ortega; '75-78; Tony Daykin '79-81; Dave Levenick '83-84; Wayne Radloff '86-88; Mike Ruether '90-93; Nate Miller '95-97; Whit Marshall '99; Chris Bordano; Antony Jordan (00-01)

ALL-TIME JERSEY NUMBERS

56

Joe Cerne '68; Dennis Havig '72-75; Guy Roberts '76; Ron McCartney '77-79; Al Richardson '80-85; Joe Costello '86-88; Darion Conner '90-93; Chris Doleman '94-95; Keith Brooking '98-'01

57

Bill Jobko '66; Dick Absher '67-68; Jeff Van Note '69-86; Clay Matthews '94-96

**#57
Jeff
Van Note**



58

Don Hansen '69-75; Jim Weatherley '76; Rick Kay '77; Steve Stewart '78; David Frye '83-85; Jessie Tuggle '87-00

59

Jim Ferguson '69; Jim Waskiewicz '69; Dena Halverson '70; Rudy Kuchenberg '71; Noel Jenke '72; Lonnie Warwick '73-74; Carl Russ '75; Robert Pennywell '77-80; Paul Davis '81-82; John Rade '83-91; Lorenzo Styles '95-96; Ben Talley '98

60

Tommy Nobis '66-76

61

Bill Sandeman '67-73; Chuck Correal '79-80; John Brooks '80; Chuck Herman '80; John Scully '81-88, '90; Robbie Tobeck '93-99; Anthony Redmon '00

62

Gary Roberts '70; John Bramlett '71; Brent Adams '75-78; Robert Jackson '82; Brett Miller '83-88; Keith Alex '93; Dave Richards '94-95; Todd McClure '99-01

63

Jim Wilson '67; Bo Wood '67; Dick Enderle '69-71; Nick Bebout '73-75; Gregg Kindle '76; Mike Zele '79-83; Jeff Kiewel '85-87; Evan Pilgram '99-00; Roberto Garza '01

64

Tom Harmon '67; Andy Mauer '70-73; Pat Howell '79-83; Joe Pellegrini '84-86; Jamie Dukes '87-93; Jeff Pahukoa '95-96; Bob Hallen '98-01

65

Lou Kirouac '66-67; Jack Kupp '67; Steve Duich '68; Bob Breitenstein '69-70; Lynn Gotshalk '72-76; Don Smith '79-84; Lawrence Pillars '85; Guy Bingham '89-91; Roman Fortin '93-97; Greg Bishop '99; Matt O'Neal '00; Kynan Forney '01

66

Jim Simon '66-68; John Small '70-72; Ted Fritsch '73-75; Warren Bryant '78-83; Chuck Thomas '85; Billy Hinson '86; Joe Sims '91; Lincoln Kennedy '93-94; Michael Thompson '00-01

67

Dan Grimm '66-68; Malcolm Sinder '69-71; Walt Brett '76; Eric Sanders '81-86; Mark Mraz '87; Paul Oswald '88; Moe Gardner '91-96; Adam Schreiber '97-98; Wes Shivers '00

**#67
Moe
Gardner**



68

Bobby Richards '66-67; Dave Hettema '70; Frank Gallagher '73; Larry Bailey '74; Larron Jackson '75-76; R.C. Thielemann '77-84; Dennis Harrison

'86-87; John Hunter '90; Mel Agee '92-95; Calvin Collins '97-00

69

Mike Lewis '71-79; Dan Benish '83-86; Houston Hoover '88-92; Thomas Williams '94; Gene Williams '95-99

70

Rich Marshall '66; Bob Hughes '67-69; Kenny Vineyard '70; Ron Lee '83; Mike Chapman '84; Willard Goff '85; Reggie Redding '91; Bob Whitfield '92-01

71

Joe Szczeco '66-68; John Zook '69-75; Steve George '76; Marv Montgomery '78; Mike Perko '82; Dan Dufour '83-84; Glen Howe '85-86; Chris Hinton '90; Bill Goldberg '92-94; Scott Adams '97; Travis Claridge '00-01

72

Don Talbert '66-68; Greg Lens '70-71; Jim Bailey '76-78; Matthew Teague '81; Andrew Provence '83-87; Oliver Barnett '90-92; Mike Zandofsky '94-96

73

Errol Linden '66-68; Randy Winkler '68; David Cahill '69; Phil McKinnely '76-80; Mike Simeta '83; Gary Burley '84; Leonard Mitchell '87-88; Mitch Willis '88; John Washington '92; Ernie Logan '93; Dunstan Anderson '94; Ethan Brooks '96; Dave Kadela '01

74

Karl Rubke '66-67; Art Strahan '68; Bill Sabatino '69; Jim Sullivan '70; Mike Tilleman '73-76; Wilson Faumuina '77-81;

Mike Pitts '83-86; Dan Clayton '88-89; Tory Epps '90-92; Jeff Zgonina '96; Ephraim Salaam '98-01

75

Ed Cook '66-67; George Kunz '69-74; Jeff Mellow '75-83; Roy Harris '84-85; Tony Casillas '86-90; Chris Hinton '91-93; Irv Eatman '94; Lincoln Kennedy '95; Shane Dronett '97-01

**#75
Jeff
Mellow**



76

Guy Reese '66; Jim Gia Garcia '68; Mike Gann '85-93; Antone Davis '97; Jose Portilla '98-99; Chris Banks '00-01

77

Chuck Sieminski '66-67; Bruce Bosley '69; Rosie Manning '72-75; Ron East '76; Edgar Fields '77-80; Doug Rodgers '82; Rick Bryan '84-92; Matt Willig '97; Peliom McDaniels '99-00

**#77
Rick
Bryan**



78

Rich Koepfer '66; Jerry Shay '68-69; Greg Marx '73; Roy Hilton '75; Bill Windauer '76; Mike Kern '78-94

79

Carlton Dabney '68; Cleo Walker '71; Chuck Walker '71-75; Jeff Yeates '76-84; Bill Fralic '85-91; Dave Widell '98; Henry Taylor '00; Ronald Flemons '01

ALL-TIME JERSEY NUMBERS

80

Gary Barnes '66-67; Bob Jones '69; Todd Snyder '70-72; Louis Neal '73-74; Karl Farmer '76-77; Bob Long '80; Junior Miller '80-83; Mike Landrum '84; Andre Rison '90-94; Tyrone Brown '95-96; Tony Martin '98; Chris Calloway '99; Eugene Baker '00

81

Ralph Smith '69; Wes Chesson '71-73; Gerald Tinker '74-75; Bob Adams '76; Dennis Pearson '78-79; Billy Johnson '82-87; Michael Haynes '88-93; Terance Mathis '94-01

**#81
Billy
Johnson**



82

Bob Sherlag '66; Bob Lee '69; Ken Burrow '71-75; Billy Ryckman '77-79; Stacey Bailey '82-90; Jason Phillips '91-93; Leonard Harris '94; Michael Haynes '97; Ronnie Harris '98-99; Mareno Philyaw '00

83

Tom Hutchinson '66; Larry Mialik '72-74; James Wright '78-79; Floyd Hodge '82-84; Aubrey Matthews '86-88; Tony Jones '92; Ricky Sanders '94-95; Tim Dwight '98-00; Alge Crumpler '01

84

Vern Burke '66; Mike Donohoe '68; '70-71; Thomas Geredine '73-74; Alfred Jenkins '75-83; Sylvester Stamps '84-88; Joey Jones '86; James Milling '88,90; Darryl Spencer '94; Freddie Scott '96; Mercury Hayes '97; Rod Monroe '98-99; Shawn Jefferson '00-01

85

Billy Martin '66-67; Paul Flatley '68-69; Ray Poage '71; Alfred Jackson '78-84; Anthony Allen '85-86; Lew Barnes '88; Shawn Collins '89-90; Drew Hill '92-93; David Mims '94; Roell Preston '95-96; Brian Kozlowski '97-01

86

Tommy Tolleson '66; Jim Mitchell '69-79; Mike Smith '80; Ben Young '83; Perry Tuttle '84; Floyd Dixon '86-91; Mitch Lyons '93-96; Ed Smith '97-98; Bryan Still '99; Brian Finneran '00-01

87

Claude Humphrey '68-74; '76-78; Russ Mikeska '79-83; Cliff Benson '84-85; Ron Middleton '86-87; Danzell Lee '88-89; Gary Wilkins '89-90; James Milling '92; Bert Emanuel '94-97; Jammi German '98-00

88

Sam Williams '66-67; Glen Condren '69-72; Henry Childs '74; Greg McCrary '75-77; Lewis Gilbert '78-79; Clay Brown '82; Keith Krepfle '82; Arthur Cox '83-87; Alex Higdon '88; Troy Sadowski '90; Harper Le Bel '92-96; O.J. Santiago '97-99; Quentin McCord '01

89

Hugh McInnis '66; Rich Cas '68; Randy Marshall '70-71; Wallace Francis '75-81; Willie Curran '82-84; Charlie Brown '85-87; Jessie Hester '88-89; George Thomas '90-91; J.J. Birden '95-96; Todd Kinchen '97-98; Reggie Kelly '99-01

90

Chuck Smith '92-99; Ron Moore '01

91

Aaron Brown '86-87; John Burrough '95-98; Ben Huff '99; Brady Smith '00-01

92

Ronnie Washington '85; George Yarno '88-89; Lester Archambeau '93-99

93

Aundray Bruce '88-91; Dan Owens '96-97; Shawn Swayda '98-01

94

Charles Martin '88; Henri Crockett '97-01

95

Michael Reid '87-91; Michael Reid '92; Pierce Holt '93-95; Esera Tualo'o '98; Ed Jasper '99-01

96

Johnnie Taylor '84-86; Rich Kraynak '87; Reggie Camp '88; Todd Kelly '96; Dan Sharp '87; Gary Wilkins '88-89; Anthony Pleasant '97; Antonio Edwards '98; Chris White '00

97

Jumpy Geathers '93-95; Cornelius Bennett '96-98; Patrick Kerney '99-01

**#97
Jumpy
Geathers**



98

Greg Brown '87-88; Travis Hall '95-'01

99

Tim Green '86-93; Darryl Talley '95; Nathan Davis '97; Chuck Wiley '00-01

**#99
Tim
Green**



Falcons Usual Starting Lineups

1966

Offense

WR	84	Vern Burke
LT	72	Don Talbert
LG	75	Ed Cook
C	53	Frank Marchlewski
RG	67	Dan Grimm
RT	73	Errol Linden
TE	85	Billy Martin
WR	25	Alex Hawkins
QB	11	Randy Johnson
FB	30	Ernie Wheelwright
HB	34	Junior Coffey

Defense

LE	68	Bobby Richards
LT	74	Karl Rubke
RT	77	Chuck Sieminski
RE	88	Sam Williams
LLB	52	Marion Rushing
MLB	66	Tommy Nobis
RLB	57	Bill Jobko
LCB	40	Ron Smith
RCB	22	Lee Calland
SS	43	Jerry Richardson
FS	20	Bob Riggie

Special Teams

P	26	Billy Lothridge
PK	65	Lou Kirouac
PR	40	Ron Smith
KR	40	Ron Smith

1967

Offense

WR	44	Jerry Simmons
LT	72	Don Talbert
LG	65	Lou Kirouac
C	53	Frank Marchlewski
RG	66	Jim Simon
RT	73	Errol Linden
TE	28	Ray Ogden
WR	8	Tommy McDonald
QB	11	Randy Johnson
FB	21	Tom Moore
HB	34	Junior Coffey

Defense

LE	70	Jim Norton
LT	74	Karl Rubke
RT	71	Joe Szczeko
RE	88	Sam Williams
LLB	52	Marion Rushing
MLB	66	Tommy Nobis
RLB	55	Ralph Heck
LCB	36	Ken Reaves
RCB	22	Lee Calland
SS	49	Floyd Hudlow
FS	27	Nick Rassas

Special Teams

P	26	Billy Lothridge
PK	7	Wade Traynham
PR	40	Ron Smith
KR	40	Ron Smith

1968

Offense

WR	44	Jerry Simmons
LT	72	Don Talbert
LG	66	Jim Simon
C	53	Phil Sobocinski
RG	67	Dan Grimm
RT	73	Errol Linden
TE	28	Ray Ogden
WR	85	Paul Flatley
QB	17	Bob Berry
FB	33	Jim Butler
HB	37	Perry Lee Dunn

Defense

LE	87	Claude Humphrey
LT	78	Jerry Shay
RT	79	Carlton Dabney
RE	89	Rick Cash
LLB	54	Grady Allen
MLB	66	Tommy Nobis
RLB	55	Ralph Heck
LCB	36	Ken Reaves
RCB	49	Jimmy Burson
SS	27	Nick Rassas
FS	26	Billy Lothridge

Special Teams

P	26	Billy Lothridge
PK	3	Bob Etter
PR	49	Jimmy Burson
KR	33	Jim Butler

FALCONS USUAL STARTING LINEUPS

1969

Offense

WR	15	Gail Cogdill
LT	61	Bill Sandeman
LG	63	Dick Enderle
C	77	Bruce Bosley
RG	67	Malcolm Snider
RT	75	George Kunz
TE	86	Jim Mitchell
WR	85	Paul Flatley
QB	17	Bob Berry
FB	33	Jim Butler
HB	5	Harmon Wages

Defense

LE	87	Claude Humphrey
LT	78	Jerry Shay
RT	73	Dave Cahill
RE	71	John Zook
LLB	54	Grady Allen
MLB	58	Don Hansen
RLB	50	Greg Brezina
LCB	36	Ken Reaves
RCB	47	Rudy Redmond
SS	42	Jim Weatherford
FS	22	John Mallory

Special Teams

P	26	Billy Lothridge
PK	3	Bob Etter
PR	22	John Mallory
KR	32	Charlie Bryant

1970

Offense

WR	80	Todd Snyder
LT	67	Malcolm Snider
LG	64	Andy Maurer
C	57	Jeff Van Note
RG	63	Dick Enderle
RT	75	George Kunz
TE	86	Jim Mitchell
WR	85	Paul Flatley
QB	17	Bob Berry
FB	33	Jim Butler
HB	5	Harmon Wages

Defense

LE	87	Claude Humphrey
LT	72	Greg Lens
RT	88	Glen Condren
RE	71	John Zook
LLB	54	Grady Allen
MLB	66	Tommy Nobis
RLB	58	Don Hansen
LCB	36	Ken Reaves
RCB	47	Rudy Redmond
SS	22	John Mallory
FS	20	Tom McCauley

Special Teams

P	26	Billy Lothridge
PK	8	Kenny Vinyard
PR	22	John Mallory
KR	33	Jim Butler

1971

Offense

WR	82	Ken Burrow
LT	61	Bill Sandeman
LG	64	Andy Maurer
C	57	Jeff Van Note
RG	67	Malcolm Snider
RT	75	George Kunz
TE	86	Jim Mitchell
WR	81	Wes Chesson
QB	17	Bob Berry
FB	33	Jim Butler
HB	25	Art Malone

Defense

LE	87	Claude Humphrey
LT	66	John Small
RT	88	Glen Condren
RE	71	John Zook
LLB	52	Ron Acks
MLB	58	Don Hansen
RLB	50	Greg Brezina
LCB	36	Ken Reaves
RCB	27	Tom Hayes
SS	22	John Mallory
FS	34	Ray Brown

Special Teams

P	26	Billy Lothridge
PK	37	Bill Bell
PR	28	Willie Belton
KR	28	Willie Belton

FALCONS USUAL STARTING LINEUPS

1972

Offense

WR	82	Ken Burrow
LT	61	Bill Sandeman
LG	64	Andy Maurer
C	57	Jeff Van Note
RG	56	Dennis Havig
RT	75	George Kunz
TE	86	Jim Mitchell
WR	81	Wes Chesson
QB	17	Bob Berry
FB	43	Dave Hampton
HB	25	Art Malone

Defense

LE	87	Claude Humphrey
LT	79	Chuck Walker
RT	69	Mike Lewis
RE	71	John Zook
LLB	58	Don Hansen
MLB	60	Tommy Nobis
RLB	50	Greg Brezina
LCB	36	Ken Reaves
RCB	27	Tom Hayes
SS	34	Ray Brown
FS	29	Clarence Ellis

Special Teams

P	6	John James
PK	37	Bill Bell
PR	28	Willie Belton
KR	43	Dave Hampton

1973

Offense

WR	41	Al Dodd
LT	61	Bill Sandeman
LG	64	Andy Maurer
C	57	Jeff Van Note
RG	56	Dennis Havig
RT	75	George Kunz
TE	86	Jim Mitchell
WR	84	Thomas Geredine
QB	19	Bob Lee
FB	43	Dave Hampton
HB	44	Eddie Ray

Defense

LE	87	Claude Humphrey
LT	74	Mike Tillemann
RT	69	Mike Lewis
RE	71	John Zook
LLB	58	Don Hansen
MLB	60	Tommy Nobis
RLB	50	Greg Brezina
LCB	36	Ken Reaves
RCB	27	Tom Hayes
SS	34	Ray Brown
FS	29	Clarence Ellis

Special Teams

P	6	John James
PK	12	Nick Mike-Mayer
PR	34	Ray Brown
KR	30	Joe Washington

1974

Offense

WR	82	Ken Burrow
LT	65	Len Gotshalk
LG	55	Jim Miller
C	57	Jeff Van Note
RG	56	Dennis Havig
RT	75	George Kunz
TE	86	Jim Mitchell
WR	41	Al Dodd
QB	19	Bob Lee
FB	43	Dave Hampton
HB	25	Art Malone

Defense

LE	87	Claude Humphrey
LT	74	Mike Tillemann
RT	69	Mike Lewis
RE	71	John Zook
LLB	58	Don Hansen
MLB	60	Tommy Nobis
RLB	50	Greg Brezina
LCB	22	Rolland Lawrence
RCB	27	Tom Hayes
SS	32	Ray Brown
FS	29	Clarence Ellis

Special Teams

P	6	John James
PK	12	Nick Mike-Mayer
PR	41	Al Dodd
KR	81	Gerald Tinker

FALCONS USUAL STARTING LINEUPS

1975

<u>Offense</u>			<u>Defense</u>		
WR	82	Ken Burrow	LE	75	Jeff Merrow
LT	61	Brent Adams	LT	74	Mike Tilleman
LG	68	Larron Jackson	RT	69	Mike Lewis
C	57	Jeff Van Note	RE	71	John Zook
RG	56	Dennis Havig	LLB	58	Don Hansen
RT	65	Len Gotshalk	MLB	60	Tommy Nobis
TE	86	Jim Mitchell	RLB	50	Greg Brezina
WR	84	Alfred Jenkins	LCB	22	Rolland Lawrence
QB	10	Steve Bartkowski	RCB	27	Tom Hayes
FB	43	Dave Hampton	SS	34	Ray Easterling
HB	24	Haskel Stanback	FS	32	Ray Brown

Special Teams

P	6	John James
PK	12	Nick Mike-Mayer
PR	42	Mack Herron
KR	89	Wallace Francis

1976

<u>Offense</u>			<u>Defense</u>		
WR	42	John Gilliam	LE	87	Claude Humphrey
LT	61	Brent Adams	LT	74	Mike Tilleman
LG	68	Larron Jackson	RT	69	Mike Lewis
C	57	Jeff Van Note	RE	75	Jeff Merrow
RG	63	Gregg Kindle	LLB	52	Dewey McClain
RT	65	Len Gotshalk	MLB	60	Tommy Nobis
TE	86	Jim Mitchell	RLB	50	Greg Brezina
WR	84	Alfred Jenkins	LCB	22	Rolland Lawrence
QB	16	Scott Hunter	RCB	28	Frank Reed
FB	26	Mike Esposito	SS	34	Ray Brown
HB	41	Sonny Collins	FS	32	Ray Easterling

Special Teams

P	6	John James
PK	12	Nick Mike-Mayer
PR	22	Rolland Lawrence
KR	22	Rolland Lawrence

1977

<u>Offense</u>			<u>Defense</u>		
WR	89	Wallace Francis	LE	87	Claude Humphrey
LT	61	Brent Adams	LT	72	Jim Bailey
LG	70	Dave Scott	RT	69	Mike Lewis
C	57	Jeff Van Note	RE	75	Jeff Merrow
RG	68	R.C. Thielemann	LLB	59	Robert Pennywell
RT	66	Warren Bryant	MLB	55	Ralph Ortega
TE	86	Jim Mitchell	RLB	50	Greg Brezina
WR	84	Alfred Jenkins	LCB	22	Rolland Lawrence
QB	10	Steve Bartkowski	RCB	38	Rick Byas
FB	48	Woody Thompson	SS	34	Ray Brown
HB	24	Haskel Stanback	FS	32	Ray Easterling

Special Teams

P	6	John James
PK	12	Nick Mike-Mayer
PR	22	Rolland Lawrence
KR	80	Karl Farmer

FALCONS USUAL STARTING LINEUPS

1978

<u>Offense</u>			<u>Defense</u>		
WR	89	Wallace Francis	LE	79	Jeff Yeates
LT	78	Mike Kenn	LT	72	Jim Bailey
LG	70	Dave Scott	RT	69	Mike Lewis
C	57	Jeff Van Note	RE	75	Jeff Merrow
RG	68	R.C. Thielemann	LLB	54	Fulton Kuykendall
RT	66	Warren Bryant	MLB	59	Robert Pennywell
TE	86	Jim Mitchell	RLB	50	Greg Brezina
WR	82	Billy Ryckman	LCB	22	Rolland Lawrence
QB	10	Steve Bartkowski	RCB	38	Rick Byas
FB	44	Bubba Bean	SS	28	Frank Reed
HB	24	Haskel Stanback	FS	27	Tom Pridemore

Special Teams

P	6	John James
PK	4	Tim Mazzetti
PR	82	Billy Ryckman
KR	81	Dennis Pearson

1979

<u>Offense</u>			<u>Defense</u>		
WR	89	Wallace Francis	LE	79	Jeff Yeates
LT	78	Mike Kenn	LT	74	Wilson Faurmuina
LG	70	Dave Scott	RT	77	Edgar Fields
C	57	Jeff Van Note	RE	65	Don Smith
RG	68	R.C. Thielemann	LLB	54	Fulton Kuykendall
RT	66	Warren Bryant	MLB	59	Robert Pennywell
TE	86	Jim Mitchell	RLB	50	Greg Brezina
WR	84	Alfred Jenkins	LCB	22	Rolland Lawrence
QB	10	Steve Bartkowski	RCB	38	Rick Byas
FB	31	William Andrews	SS	28	Frank Reed
HB	44	Bubba Bean	FS	32	Ray Easterling

Special Teams

P	6	John James
PK	4	Tim Mazzetti
PR	81	Dennis Pearson
KR	81	Dennis Pearson

1980

<u>Offense</u>			<u>Defense</u>		
WR	89	Wallace Francis	LE	79	Jeff Yeates
LT	78	Mike Kenn	NT	65	Don Smith
LG	70	Dave Scott	RE	75	Jeff Merrow
C	57	Jeff Van Note	LOLB	56	Al Richardson
RG	68	R.C. Thielemann	LILB	54	Fulton Kuykendall
RT	66	Warren Bryant	RILB	50	Buddy Curry
TE	80	Junior Miller	ROLB	51	Jim Laughlin
WR	84	Alfred Jenkins	LCB	22	Rolland Lawrence
QB	10	Steve Bartkowski	RCB	37	Kenny Johnson
FB	31	William Andrews	SS	36	Bob Glazebrook
HB	21	Lynn Cain	FS	27	Tom Pridemore

Special Teams

P	6	John James
PK	4	Tim Mazzetti
PR	16	Reggie Smith
KR	16	Reggie Smith

FALCONS USUAL STARTING LINEUPS

1981

Offense			Defense		
WR	89	Wallace Francis	LE	79	Jeff Yeates
LT	78	Mike Kenn	NT	65	Don Smith
LG	70	Dave Scott	RE	75	Jeff Merrow
C	57	Jeff Van Note	LOLB	56	Al Richardson
RG	68	R.C. Thielemann	LILB	54	Fulton Kuykendall
RT	66	Warren Bryant	RILB	50	Buddy Curry
TE	80	Junior Miller	ROLB	51	Jim Laughlin
WR	84	Alfred Jenkins	LCB	23	Bobby Butler
QB	10	Steve Bartkowski	RCB	37	Kenny Johnson
FB	31	William Andrews	SS	36	Bob Glazebrook
HB	21	Lynn Cain	FS	27	Tom Pridemore

Special Teams

P	6	John James
PK	18	Mick Luckhurst
PR	30	Scott Woerner
KR	16	Reggie Smith

1982

Offense			Defense		
WR	85	Alfred Jackson	LE	79	Jeff Yeates
LT	78	Mike Kenn	NT	65	Don Smith
LG	64	Pat Howell	RE	75	Jeff Merrow
C	57	Jeff Van Note	LOLB	56	Al Richardson
RG	68	R.C. Thielemann	LILB	54	Fulton Kuykendall
RT	66	Warren Bryant	RILB	50	Buddy Curry
TE	80	Junior Miller	ROLB	58	Joel Williams
WR	84	Alfred Jenkins	LCB	23	Bobby Butler
QB	10	Steve Bartkowski	RCB	37	Kenny Johnson
FB	31	William Andrews	SS	36	Bob Glazebrook
HB	21	Lynn Cain	FS	27	Tom Pridemore

Special Teams

P	3	Dave Smigelsky
PK	18	Mick Luckhurst
PR	81	Billy Johnson
KR	46	Reggie Brown

1983

Offense			Defense		
WR	82	Stacey Bailey	LE	79	Jeff Yeates
LT	78	Mike Kenn	LT	72	Andrew Provence
LG	68	R.C. Thielemann	RT	65	Don Smith
C	57	Jeff Van Note	RE	75	Jeff Merrow
RG	61	John Scully	LOLB	59	John Rade
RT	66	Warren Bryant	MLB	54	Fulton Kuykendall
TE	88	Arthur Cox	ROLB	50	Buddy Curry
WR	84	Alfred Jenkins	LCB	23	Bobby Butler
QB	10	Steve Bartkowski	RCB	37	Kenny Johnson
RB	31	William Andrews	SS	27	Tom Pridemore
H-B	33	Bo Robinson	FS	26	James Britt

Special Teams

P	1	Ralph Giacomarro
PK	18	Mick Luckhurst
PR	81	Billy Johnson
KR	22	Richard Williams

FALCONS USUAL STARTING LINEUPS

1984

Offense

WR	82	Stacey Bailey
LT	78	Mike Kenn
LG	68	R.C. Thielemann
C	57	Jeff Van Note
RG	61	John Scully
RT	62	Brett Miller
TE	88	Arthur Cox
WR	85	Alfred Jackson
QB	10	Steve Bartkowski
RB	42	Gerald Riggs
H-B	87	Cliff Benson

Defense

LE	74	Mike Pitts
LT	73	Gary Burley
RT	77	Rick Bryan
RE	65	Don Smith
LOLB	58	David Frye
MLB	50	Buddy Curry
ROLB	56	Al Richardson
LCB	23	Bobby Butler
RCB	26	James Britt
SS	37	Kenny Johnson
FS	27	Tom Pridemore

Special Teams

P	1	Ralph Giacomarro
PK	18	Mick Luckhurst
PR	81	Billy Johnson
KR	41	Sylvester Stamps

1985

Offense

WR	82	Stacey Bailey
LT	78	Mike Kenn
LG	63	Jeff Kiewel
C	57	Jeff Van Note
RG	79	Bill Fralic
RT	62	Brett Miller
TE	88	Arthur Cox
WR	89	Charlie Brown
QB	16	Dave Archer
RB	42	Gerald Riggs
H-B	87	Cliff Benson

Defense

LE	77	Rick Bryan
LT	74	Mike Pitts
RT	69	Dan Benish
RE	76	Mike Gann
LOLB	59	John Rade
MLB	50	Buddy Curry
ROLB	56	Al Richardson
LCB	23	Bobby Butler
RCB	20	Wendell Cason
SS	25	Scott Case
FS	33	Tiger Greene

Special Teams

P	3	Rick Donnelley
PK	18	Mick Luckhurst
PR	85	Anthony Allen
KR	39	Cliff Austin

1986

Offense

WR	89	Charlie Brown
LT	78	Mike Kenn
LG	61	John Scully
C	55	Wayne Radloff
RG	79	Bill Fralic
RT	62	Brett Miller
TE	88	Arthur Cox
WR	86	Floyd Dixon
QB	16	Dave Archer
RB	42	Gerald Riggs
H-B	45	Ken Wisenhunt

Defense

LE	76	Mike Gann
NT	75	Tony Casillas
RE	77	Rick Bryan
LOLB	51	Reggie Wilkes
LILB	50	Buddy Curry
RILB	59	John Rade
ROLB	54	Joel Williams
LCB	23	Bobby Butler
RCB	25	Scott Case
SS	34	Robert Moore
FS	28	Bret Clark

Special Teams

P	3	Rick Donnelley
PK	18	Mick Luckhurst
PR	86	Floyd Dixon
KR	29	Sylvester Stamps

FALCONS USUAL STARTING LINEUPS

1987

<u>Offense</u>			<u>Defense</u>		
WR	83	Aubrey Matthews	LE	76	Mike Gann
LT	78	Mike Kenn	NT	75	Tony Casillas
LG	61	John Scully	RE	77	Rick Bryan
C	55	Wayne Radloff	LOLB	51	Reggie Wilkes
RG	79	Bill Fralic	LILB	56	Joe Costello
RT	73	Leonard Mitchell	RILB	59	John Rade
TE	88	Arthur Cox	ROLB	54	Joel Williams
WR	86	Floyd Dixon	LCB	23	Bobby Butler
QB	10	Scott Campbell	RCB	25	Scott Case
RB	42	Gerald Riggs	SS	34	Robert Moore
H-B	45	Ken Wisenhunt	FS	41	Tim Gordon

Special Teams

P	3	Rick Donnelley
PK	18	Mick Luckhurst
PR	81	Billy Johnson
KR	29	Sylvester Stamps

1988

<u>Offense</u>			<u>Defense</u>		
WR	82	Stacey Bailey	LE	76	Mike Gann
LT	78	Mike Kenn	NT	75	Tony Casillas
LG	61	John Scully	RE	77	Rick Bryan
C	55	Wayne Radloff	LOLB	93	Aundray Bruce
RG	79	Bill Fralic	LILB	59	John Rade
RT	69	Houston Hoover	RILB	58	Jessie Tuggle
TE	45	Ken Wisenhunt	ROLB	99	Tim Green
WR	86	Floyd Dixon	LCB	23	Bobby Butler
QB	12	Chris Miller	RCB	25	Scott Case
RB	42	Gerald Riggs	SS	34	Robert Moore
RB	44	John Settle	FS	41	Tim Gordon

Special Teams

P	3	Rick Donnelley
PK	5	Greg Davis
PR	85	Lew Barnes
KR	20	Evan Cooper

1989

<u>Offense</u>			<u>Defense</u>		
WR	85	Shawn Collins	LE	76	Mike Gann
LT	78	Mike Kenn	NT	75	Tony Casillas
LG	74	Stan Clayton	RE	72	Ben Thomas
C	64	Jamie Dukes	LOLB	93	Aundray Bruce
RG	79	Bill Fralic	LILB	59	John Rade
RT	69	Houston Hoover	RILB	58	Jessie Tuggle
TE	80	Ron Heller	ROLB	99	Tim Green
WR	81	Michael Haynes	LCB	23	Bobby Butler
QB	12	Chris Miller	RCB	21	Deion Sanders
RB	38	Keith Jones	SS	20	Evan Cooper
RB	44	John Settle	FS	41	Tim Gordon

Special Teams

P	17	Scott Fulhage
PK	5	Greg Davis
PR	21	Deion Sanders
KR	21	Deion Sanders

FALCONS USUAL STARTING LINEUPS

1990

Offense

WR	80	Andre Rison
LT	78	Mike Kenn
LG	69	Houston Hoover
C	64	Jamie Dukes
RG	79	Bill Fralic
RT	71	Chris Hinton
TE	87	Gary Wilkins
WR	81	Michael Haynes
QB	12	Chris Miller
RB	43	Tracy Johnson
RB	30	Mike Rozier

Defense

LE	76	Mike Gann
NT	74	Tory Epps
RE	99	Tim Green
LOLB	54	Robert Lyles
LILB	58	Jessie Tuggle
RILB	59	John Rade
ROLB	56	Darion Conner
LCB	22	Charles Dimry
RCB	21	Deion Sanders
SS	40	Brian Jordan
FS	25	Scott Case

Special Teams

P	17	Scott Fulhage
PK	5	Greg Davis
PR	21	Deion Sanders
KR	21	Deion Sanders

1991

Offense

WR	80	Andre Rison
WR	89	George Thomas
LT	78	Mike Kenn
LG	69	Houston Hoover
C	64	Jamie Dukes
RG	79	Bill Fralic
RT	75	Chris Hinton
WR	81	Michael Haynes
WR	35	Mike Pritchard
QB	12	Chris Miller
RB	41	Erric Pegrarn

Defense

LE	77	Rick Bryan
NT	67	Moe Gardner
RE	99	Tim Green
LOLB	54	Robert Lyles
LILB	59	John Rade
RILB	58	Jessie Tuggle
ROLB	56	Darion Conner
LCB	22	Tim McKyer
RCB	21	Deion Sanders
SS	40	Brian Jordan
FS	25	Scott Case

Special Teams

P	17	Scott Fulhage
PK	9	Norm Johnson
PR	21	Deion Sanders
KR	21	Deion Sanders

1992

Offense

WR	80	Andre Rison
WR	85	Drew Hill
LT	78	Mike Kenn
LG	69	Houston Hoover
C	64	Jamie Dukes
RG	79	Bill Fralic
RT	75	Chris Hinton
WR	35	Mike Pritchard
WR	81	Michael Haynes
QB	12	Chris Miller
RB	28	Tony Smith

Defense

LE	76	Mike Gann
NT	67	Moe Gardner
RE	99	Tim Green
LOLB	52	Ken Tippens
LILB	54	Jesse Solomon
RILB	58	Jessie Tuggle
ROLB	56	Darion Conner
LCB	22	Tim McKyer
RCB	21	Deion Sanders
SS	42	Jeff Donaldson
FS	25	Scott Case

Special Teams

P	17	Scott Fulhage
PK	9	Norm Johnson
PR	28	Tony Smith
KR	21	Deion Sanders

FALCONS USUAL STARTING LINEUPS

1993

<u>Offense</u>			<u>Defense</u>		
WR	80	Andre Rison	LE	76	Mike Gann
WR	85	Drew Hill	LT	95	Pierce Holt
LT	78	Mike Kenn	RT	67	Moe Gardner
LG	66	Lincoln Kennedy	RE	92	Lester Archambeau
C	64	Jamie Dukes	LLB	54	Jesse Solomon
RG	75	Chris Hinton	MLB	58	Jessie Tuggle
RT	70	Bob Whitfield	RLB	56	Darion Conner
WR	35	Mike Pritchard	LCB	45	Darnell Walker
WR	81	Michael Haynes	RCB	21	Deion Sanders
QB	3	Bobby Hebert	SS	47	Roger Harper
RB	33	Eric Pegrum	FS	25	Scott Case

Special Teams

P	5	Harold Alexander
PK	9	Norm Johnson
PR	28	Tony Smith
KR	28	Tony Smith

1994

<u>Offense</u>			<u>Defense</u>		
WR	80	Andre Rison	LE	90	Chuck Smith
WR	81	Terance Mathis	LT	95	Pierce Holt
LT	78	Mike Kenn	RT	67	Moe Gardner
LG	62	Dave Richards	RE	92	Lester Archambeau
C	65	Roman Fortin	OLB	57	Clay Matthews
RG	72	Mike Zandofsky	MLB	58	Jessie Tuggle
RT	70	Bob Whitfield	OLB	50	Ron George
WR	83	Ricky Sanders	LCB	27	Vinnie Clark
WR	87	Bert Emanuel	RCB	44	D.J. Johnson
QB	1	Jeff George	SS	36	Kevin Ross
RB	34	Craig Heyward	FS	47	Roger Harper

Special Teams

P	5	Harold Alexander
PK	9	Norm Johnson
PR	2	Clarence Verdin
KR	2	Clarence Verdin

1995

<u>Offense</u>			<u>Defense</u>		
WR	89	J.J. Birden	LE	90	Chuck Smith
WR	81	Terance Mathis	LT	95	Pierce Holt
LT	70	Bob Whitfield	RT	67	Moe Gardner
LG	61	Robbie Tobeck	RE	56	Chris Doleman
C	65	Roman Fortin	OLB	57	Clay Matthews
RG	72	Mike Zandofsky	MLB	58	Jessie Tuggle
RT	62	Dave Richards	OLB	99	Darryl Talley
WR	21	Eric Metcalf	LCB	45	Darnell Walker
WR	87	Bert Emanuel	RCB	44	D.J. Johnson
QB	1	Jeff George	SS	36	Kevin Ross
RB	34	Craig Heyward	FS	47	Roger Harper

Special Teams

P	4	Dan Stryzinski
PK	5	Morten Andersen
PR	21	Eric Metcalf
KR	85	Roell Preston

FALCONS USUAL STARTING LINEUPS

1996

<u>Offense</u>			<u>Defense</u>		
WR	89	J.J. Birden	LE	92	Lester Archambeau
WR	81	Terance Mathis	LT	98	Travis Hall
LT	70	Bob Whitfield	RT	67	Moe Gardner
LG	61	Robbie Tobeck	RE	90	Chuck Smith
C	65	Roman Fortin	OLB	97	Cornelius Bennett
RG	72	Mike Zandofsky	MLB	58	Jessie Tuggle
RT	76	Antoine Davis	OLB	50	Ron George
WR	21	Eric Metcalf	LCB	28	Lenny McGill
WR	87	Bert Emanuel	RCB	45	Darnell Walker
QB	3	Bobby Hebert	SS	25	Devin Bush
RB	32	Jamal Anderson	FS	24	Patrick Bates

Special Teams

P	4	Dan Stryzinski
PK	5	Morten Andersen
PR	21	Eric Metcalf
KR	21	Eric Metcalf

1997

<u>Offense</u>			<u>Defense</u>		
WR	81	Terance Mathis	LE	92	Lester Archambeau
LT	70	Bob Whitfield	LT	98	Travis Hall
LG	61	Robbie Tobeck	RT	93	Dan Owens
C	68	Calvin Collins	RE	90	Chuck Smith
RG	69	Gene Williams	OLB	97	Cornelius Bennett
RT	77	Matt Willig	MLB	58	Jessie Tuggle
TE	88	O.J. Santiago	OLB	94	Henri Crockett
WR	87	Bert Emanuel	LCB	34	Ray Buchanan
QB	12	Chris Chandler	RCB	23	Ronnie Bradford
RB	44	Bob Christian	SS	35	William White
RB	32	Jamal Anderson	FS	25	Devin Bush

Special Teams

P	4	Dan Stryzinski
PK	5	Morten Andersen
PR	89	Todd Kinchen
KR	24	Byron Hanspard

1998

<u>Offense</u>			<u>Defense</u>		
WR	80	Tony Martin	LE	92	Lester Archambeau
LT	70	Bob Whitfield	LT	98	Travis Hall
LG	68	Calvin Collins	RT	75	Shane Dronett
C	61	Robbie Tobeck	RE	90	Chuck Smith
RG	69	Gene Williams	OLB	94	Cornelius Bennett
RT	74	Ephraim Salaam	MLB	58	Jessie Tuggle
TE	88	O.J. Santiago	OLB	56	Henri Crockett
WR	81	Terance Mathis	LCB	34	Ray Buchanan
QB	12	Chris Chandler	RCB	23	Ronnie Bradford
RB	44	Bob Christian	SS	35	William White
RB	28	Jamal Anderson	FS	41	Eugene Robinson

Special Teams

P	4	Dan Stryzinski
PK	5	Morten Andersen
PR	83	Tim Dwight
KR	83	Tim Dwight

FALCONS USUAL STARTING LINEUPS

1999

<u>Offense</u>			<u>Defense</u>		
WR	83	Tim Dwight	LE	92	Lester Archambeau
LT	70	Bob Whitfield	LT	98	Travis Hall
LG	64	Bob Hallen	RT	75	Shane Dronett
C	61	Robbie Tobeck	RE	90	Chuck Smith
RG	68	Calvin Collins	OLB	94	Henri Crockett
RT	74	Ephraim Salaam	MLB	58	Jessie Tuggle
TE	88	O.J. Santiago	OLB	56	Keith Brooking
WR	81	Terance Mathis	LCB	34	Ray Buchanan
QB	12	Chris Chandler	RCB	23	Ronnie Bradford
RB	44	Bob Christian	SS	25	Marty Carter
RB	28	Ken Oxendine	FS	41	Eugene Robinson

Special Teams

P	4	Dan Stryzinski
PK	5	Morten Andersen
PR	33	Winslow Oliver
KR	83	Tim Dwight

2000

<u>Offense</u>			<u>Defense</u>		
WR	84	Shawn Jefferson	LE	97	Patrick Kerney
LT	70	Bob Whitfield	LT	98	Travis Hall
LG	68	Calvin Collins	RT	95	Ed Jasper
C	62	Todd McClure	RE	91	Brady Smith
RG	71	Travis Claridge	OLB	54	Chris Draft
RT	74	Ephraim Salaam	MLB	58	Jessie Tuggle
TE	89	Reggie Kelly	OLB	94	Henri Crockett
WR	81	Terance Mathis	LCB	34	Ray Buchanan
QB	12	Chris Chandler	RCB	33	Ashley Ambrose
RB	44	Bob Christian	SS	25	Marty Carter
RB	32	Jamal Anderson	FS	23	Ronnie Bradford

Special Teams

P	4	Dan Stryzinski
PK	5	Morten Andersen
PR	83	Tim Dwight
KR	37	Darrick Vaughn

2001

<u>Offense</u>			<u>Defense</u>		
WR	80	Tony Martin	LE	97	Patrick Kerney
LT	70	Bob Whitfield	LT	98	Travis Hall
LG	64	Bob Hallen	RT	75	Shane Dronett
C	62	Todd McClure	RE	91	Brady Smith
RG	65	Kynan Forney	OLB	54	Chris Draft
RT	74	Ephraim Salaam	MLB	56	Keith Brooking
TE	89	Reggie Kelly	OLB	94	Henri Crockett
WR	81	Terance Mathis	LCB	34	Ray Buchanan
QB	12	Chris Chandler	RCB	33	Ashley Ambrose
RB	44	Bob Christian	SS	22	Gerald McBurrows
RB	43	Maurice Smith	FS	23	Ronnie Bradford


Special Teams

P	13	Chris Mohr
PK	4	Jay Feely
PR	21	Darrien Gordon
KR	37	Darrick Vaughn

ATLANTA
FALCONS



CLUB RECORDS



Team Records

Total Regular Season Games Played:	544
Regular Season Record:	212-327-5 (36 seasons), home - (129-142-2), away - (83-185-3)
Playoff Games Played:	10 (3 home, 6 away, 1 neutral)
Playoff Record:	4-6 (2-1 home, 2-4 away, 0-1 neutral)
Most Games Won, Season:	16 in 1998 (14 regular - 2 play.)
	12 in 1980 (all regular)
	11 in 1991 (10 reg. - 1 play.)
Best Winning Percentage, Overall Season:	.842 in 1998 (16-3)
	.706 in 1980 (12-5)
Best Winning Percentage, Regular Season:	.875 in 1998 (14-2)
Fewest Games Won, Season:	1 in 1967 (.077-1-12-1)
Playoff Berths:	6 1978, 1980, 1982, 1991, 1995, 1998
Division Titles:	2 1980, 1998
Conference Championships	1 1998

CONSECUTIVES

Most Consecutive Wins

9 (1998-present)...9 (1980)...7 (1973)...6 (Last 2, 1985 — 1st 4, 1986)

Most Consecutive Home Wins

11 (3 in 1997, 8 in 1998)...7 (5 in 1980, 2 in '81)...7 (1978)

Most Consecutive Road Wins

6 (1980)...4 (1973)...4 (1998)

Most Consecutive Losses

11 (Last 7, 1967 — 1st 4, 1968)...9 (1st 9 played, 1984)...8 (1st 8 played, 1996)

ATTENDANCE

Home Season, Total Sold (10 games)

703,423 (1992)...629,595 (1993)...607,490 (1981)...602,409 (1994)...595,268 (1980)

Actual Attendance (10 games)

635,660 (1992)...557,537 (1993)...545,884 (1994)...524,132 (1981)

Regular Season, Sold (8 games)

564,118 (1992)...513,668 (1993)...504,212 (1994)

Regular Season, Actual (8 games)

506,261 (1992)...458,509 (1994)...456,631 (1993)

Largest Attendance, Game

Home: 70,452 (11-11-01 vs. Dallas)

70,262 (1-9-99 vs. S.F.)

70,097 (11-5-00 vs. T.B.)

70,089 (10-29-95 vs. Dallas)

69,828 (11-15-98 vs. S.F.)

69,754 (12-27-98 vs. Miami)

69,555 (9-12-99 vs. Min.)

68,826 (12-9-01 vs. Dallas)

68,466 (11-7-99 vs. Jack.)

67,404 (11-9-92 vs. S.F.)

67,357 (9-18-94 vs. K.C.)

67,337 (11-21-93 vs. Dallas)

67,328 (9-20-92 vs. NO)

67,298 (10-16-94 vs. S.F.)

67,036 (12-21-92 vs. Dallas)

Away: 83,437 (11-26-67 at NO, Tulane Stadium)

Consecutive Sellouts, Home

28 1971-74

LARGEST MARGIN OF VICTORY

55 at NO, 62-7, (9-16-73)

41 at SD, 41-0, (10-21-73)

40 Chicago, 46-6, (10-14-73)

36 TB, 43-7, (11-17-91)

35 NO, 35-0, (12-12-82)

34 NE, 34-0, (11-29-92)

32 Houston, 42-10, (9-23-84)

31 at NE, 41-10, (11-8-98)

31 at NO, 41-10, (11-1-81)

28 vs. Car, 51-23, (10-4-98)

28 at TB, 35-7, (12-13-92)

28 Rams, 31-3, (10-1-72)

28 NO, 45-17, (12-7-69)

LARGEST MARGIN OF LOSSES

59 at Rams, 0-59, (12-4-76)

44 at Balt, 0-44, (12-1-68)

43 at St. Louis, 16-59, (11-10-96)

42 at SF, 3-45, (11-12-89)

42 Balt, 7-49, (11-12-67)

40 at Minn, 7-47, (9-14-68)

39 vs. SF, 3-42, (10-16-94)

39 at SF, 17-56, (10-18-92)

39 at Wash, 17-56, (11-10-91)

38 SF, 3-41, (11-9-92)

38 NO, 0-38, (11-1-87)

38 at TB, 10-48, (9-13-87)

38 at Minn, 0-38, (11-9-75)

BIGGEST COMEBACKS

21 G.B. (11-27-83), Down 21-0, Won 47-41-OT

21 at Jets (10-23-83), Down 21-0, Won 27-21

18 at St. Louis (11-9-80), Down 24-6, Won 33-27-OT

17 vs. S.F. (12-11-93), Down 24-7, Won 27-24

17 L.A. Rams (10-18-87), Down 17-0, Won 24-20

17 at G.B. (9-13-81), Down 17-0, Won 31-17

14 Indianapolis (12-6-98), Down 21-7, Won 28-21

14 L.A. Rams (10-14-93), Down 17-3, Won 30-24

14 Green Bay (12-1-91), Down 21-7, Won 35-31

14 S.F. 49ers (11-20-83), Down 14-0, Won 28-24

14 L.A. Rams (11-21-82), Down 14-0, Won 34-17

14 Minnesota (11-23-81), Down 21-7, Won 31-30

14 St. Louis (10-18-81), Down 14-0, Won 41-20

14 at Buffalo (11-2-80), Down 14-0, Won 30-14

14 at New Orleans (11-12-78), Down 17-3, Won 20-17

14 N.Y. Giants (10-1-78), Down 14-0, Won 23-20

14 New Orleans (10-31-76), Down 14-0, Won 23-20

TEAM RECORDS

LONGEST GAME PLAYED

4:23 San Francisco (10-6-85)

SHORTEST GAME PLAYED

2:16 at New England (9-24-72)

SCORING

Most Points, Season

442 (1998)...426 (1981)...405 (1980)...370 (1983)

Most Points, Game

62 at New Orleans (7), 9-16-73
51 vs. Carolina (23), 10-4-98
48 vs. Chicago (31), 11-16-69
47 vs. Houston (27), 9-9-90
47 vs. Green Bay (41), OT, 11-27-83

Most Points, First Half

34 vs. Detroit, 10-5-80
33 vs. Tampa Bay, 11-17-91

Most Points, Second Half

38 at New Orleans, 9-16-73

Most Points, One Quarter

33 vs. Tampa Bay, 11-17-91 (2nd Qtr)
31 at Green Bay, 9-13-81 (4th Qtr)

Most Points, Each Quarter

1st: 21 vs. Miami, 12-27-98
21 vs. Houston, 9-9-90
21 vs. Houston, 9-23-84
2nd: 33 vs. Tampa Bay, 11-17-91
24 vs. Washington, 12-17-89
24 at New Orleans, 9-16-73
3rd: 24 at New Orleans, 10-19-80
4th: 31 at Green Bay, 9-13-81

Most Points, Both Teams, Game

90 Falcons (33) vs. Steelers (57), 12-18-66 (H)
88 Falcons (47) vs. Packers (41), 11-27-83 (H)
80 Falcons (35) vs. 49ers (45), 10-14-90 (H)
79 Falcons (38) vs. Lions (41), 10-3-71 (A)
79 Falcons (48) vs. Bears (31), 11-16-69 (H)

Most Points, Both Teams, By Quarter

1st: 34 Falcons (13) - Raiders (21), 11-30-75 (A)
2nd: 41 Falcons (20) - Saints (21), 9-2-79 (A)
3rd: 35 Falcons (14) - Steelers (21), 12-18-66 (H)
4th: 34 Falcons (21) - 49ers (13), 11-15-98 (H)

Most Touchdowns, Season

53 (1998)...52 (1981)...50 (1980)...46 (1983)

Most Touchdowns, Game

8 at New Orleans, 9-16-73
6 vs. Carolina, 10-4-98
6 vs. Houston, 9-23-84
6 vs. New Orleans, 12-7-69
6 vs. Chicago, 11-16-69

Most Touchdowns, Both Teams, Game

12 Atlanta (5) vs. Pittsburgh (7), 12-18-66 (H)

Most PAT's, Season

51 (1998)...51 (1981)...46 (1980)...43 (1983)

Most PAT's, Game

8 at New Orleans, 9-16-73...6 Four times

Most PAT's, Both Teams

11 Atlanta (5) vs. SF (6), 10-14-90
10 Atlanta (5) at Packers (5), 11-27-83
10 Atlanta (5) at Lions (5), 10-3-71
10 Atlanta (6) vs. Bears (4), 11-16-69

Most Two-Point Conversions, Season

3 in 1995 (3-for-8)...3 in 1994 (3-for-4)

Most FG's, Season

33 in 1995 (40 att.)...29 in 2001 (37 att.)
26 in 1993 (27 att.)...26 in 1973 (38 att.)
25 in 2000 (31 att.)...24 in 1985 (31 att.)
23 in 1998 (28 att.)...23 in 1997 (27 att.)
23 in 1989 (32 att.)...23 in 1986 (36 att.)
22 in 1996 (29 att.)

Most FG's Made, Game

6 at NO, 11-13-94
5 vs. K.C., 12-24-00
5 vs. S.F., 9-3-00
5 at Dallas, 10-20-96
5 vs. New England, 10-1-95
5 vs. L.A. Rams, 11-4-73
5 vs. L.A. Rams, 10-30-78

Most FG's Made, Both Teams

8 Atlanta (6) at NO (2), 11-13-94 (A)
7 Atlanta (1) at S.F. (6), 9-29-96 (A)
7 Atlanta (2) at Car (5), 9-1-96 (A)
7 Atlanta (1) vs. St. Louis (6), 12-9-73 (H)
7 Atlanta (5) vs. L.A. Rams (2), 11-4-73 (H)

Most FG's Attempted, Game

6 at NO, 11-13-94 (6 made)
6 vs. SF, 10-7-73, (3 made)

Most FG's Attempted, Both Teams

10 Atlanta (3) vs. St. Louis (7), 12-11-66 (H)

Most Consecutive Games Scored In

139 (1993-present)...114 (1978-86)
77 (1988-93)

FIRST DOWNS

Most First Downs, Season

336 (1980)...325 (1983)...319 (1998)...
318 (1981)

Most First Downs, Game

35 vs. New Orleans, 1979
34 vs. St. Louis (Cardinals), 1980
32 vs. New Orleans, 1973

Most First Downs, Both Teams

59 Atlanta (35) at NO (24), 9-2-79

Most First Downs, Rushing, Season

149 (1986)...149 (1985)...145 (1980)

Most First Downs, Rushing, Game

19 vs. NO, 10-24-71

Most First Downs, Passing, Season

218 (1994)...216 (1995)...203 (1996)...
194 (1992)...190 (1983)...179 (1999)...
176 (1981)...175 (1998)...173 (1989)...
168 (1997, '90)

Most First Downs, Passing, Game

22 vs. Detroit, 11-5-95
21 at St. Louis Cardinals, 11-9-80
20 vs. L.A. Rams, 9-11-94

Most First Downs, Penalty, Season

37 (1998)...35 (2000)...31 (1978)
30 (2001)...27 (1979)...26 (1981)
26 (1999)

Most First Downs, Penalty, Game

7 at Cleveland, 9-27-81

TEAM RECORDS

TOTAL YARDS

Most Net Yards Gained, Season

5,661 (1981), 5,650 (1980), 5,628 (1983)

Most Yards Gained, Game

563 vs. St. Louis, (209-R, 354-P), 11-9-80 (A)

552 vs. NO, (257-R, 295-P), 9-2-79 (A)

Most Yards Gained, Game, Both Teams

1,061 Atlanta (552) at NO (509), 9-2-79

Most Total Plays, Season

1,144 (1981), 1,090 (1985), 1,086 (1986)

RUSHING

Most Yards Gained, Season

2,524 (1986), 2,466 (1985), 2,406 (1980)

Most Yards Gained, Game

297 vs. L.A. Rams, 10-1-72

Most Yards Gained, Both Teams, Game

476 Atl. (169) vs. Wash (307), 11-3-85

Most Rushing Attempts, Season

582 (1977)...578 (1986)...559 (1985)

559 (1980)

Most Rushing Attempts, Game

58 at Tampa Bay, 11-27-77

Most Rushing Att. Both Teams, Game

105 Atl. (43) at Raiders (62), 11-30-75

Best Rushing Average, Season

4.523 (1969), 4.520 (1983), 4.441 (1996),

4.411 (1985)

Most TD's Rushing, Season

18 (1998), 18 (1973), 17 (1983), 16 (1984),

16 (1972)

Most TD's Rushing, Game

5 at San Diego, 10-21-73

PASSING

Most Net Yards Passing, Season

4,186 (1995)...4,112 (1994)...3,700 (1981)

3,695 (2001)...3,655 (1996)...3,635 (1992)

3,520 (1993)...3,514 (1989)...3,461 (1990)

3,449 (1991)

Most Net Yards Passing, Game

422 vs. Buffalo, 12-23-01

416 vs. Pittsburgh, 11-15-81

Most Net Yds Passing, Both Teams, Game

807 Atlanta (365) vs. SF (442), 10-14-90

722 Atl. (346) vs. Wash (376), 12-17-89

722 Atl. (378) at Cards (344), 11-9-80

Most Passing Attempts, Season

629 (1994)...603 (1995)...600 (1996)

578 (1989)...573 (1993)...563 (1981)

548 (1992)...528 (1990)...514 (2000)

509 (1999)...507 (1983)...501...(1987)

500...(1991)

Most Passing Attempts, Game

66 vs. Detroit (37 comp), 12-24-89

56 at Carolina (31 comp), 12-17-95

56 vs. L.A. Raiders (34 comp), 9-19-82

Most Passing Att. Both Teams, Game

102 Atlanta (45) vs. SF (57), 10-6-85

Most Passes Completed, Season

374 in 1994 (629 att)...366 in 1992 (548 att)

364 in 1995 (603 att)...356 in 1996 (600 att)

Most Passes Completed, Season (Cont.)

334 in 1993 (573 att)...321 in 1983 (507 att)

312 in 1989 (578 att)...311 in 1981 (563 att)

Most Passes Completed, Game

37 vs. Detroit (66 att), 12-24-89

34 vs. Dallas (46 att), 12-21-92

34 vs. L.A. Raiders (56 att), 9-19-82

33 vs. Philly (49 att), 9-22-96

Most Passes Comp. Both Teams, Game

68 Atlanta (31) vs. SF (37), 10-6-85

Best Completion Percentage, Season

64.0 (1982), 63.3 (1983), 61.5 (1984),

61.3 (1992)

Most TD Passes, Season

33 (1992)...31 (1980)...30 (1991, '81)

28 (1998, '93)...26 (1997, '96, '95)

25 (1994)...24 (1983)

Most TD Passes, Game

5 at Tampa Bay, 12-13-92

Most TD Passes, Both Teams, Game

10 Atlanta (4) vs. SF (6), 10-14-90

8 Atlanta (2) at Wash (6), 11-10-91

7 Atlanta (4) at Carolina (3), 11-28-99

7 Atlanta (3) at Cincy (4), 11-24-96

7 Atlanta (3) at Arizona (4), 11-26-95

7 Atlanta (3) vs. TB (4), 10-31-93

7 Atlanta (4) at Chicago (3), 9-27-92

7 Atlanta (2) vs. Pitt (5), 11-15-81

7 Atlanta (3) at Pitt (4), 11-3-68

7 Atlanta (1) vs. Clev (6), 10-30-66

Most Passes Had Intercepted, Season

32 in 1987 (501 att.)...31 in 1974 (355 att.)

30 in 1996 (600 att.)...29 in 1975 (388 att.)

26 in 1977 (297 att.)...25 in 1994 (629 att.)

25 in 1993 (573 att.)

Most Passes Had Intercepted, Game

6 vs. St. Louis Rams, 12-15-96

6 at Houston, 12-5-93

6 vs. L.A. Rams, 10-1-72

Most Passes Had Int. Both Teams, Game

8 Atlanta (3) vs. Denver (5), 11-23-75

7 Atlanta (6) vs. St. Louis (1), 12-15-96

Fewest Passes, Intercepted, Season

10 in 1983 (507 att.)...11 in 1997 (484 att.)

11 in 1982 (275 att.)...12 in 1995 (603 att.)

12 in 1989 (578 att.)...12 in 1973 (320 att.)

12 in 1969 (282 att.)

Most Times Passer Thrown For Loss, Season

70 in 1968 (527 yds.)...69 in 1985 (531 yds.)

67 in 1984 (496 yds.)

Most Times Passer Thrown For Loss, Game

11 at Cleveland, 11-18-84

11 at St. Louis, 11-23-68

Most Times Passer Thrown for Loss, Game, Both Teams

17 Atlanta (8) vs. Phil (9), 12-14-84

15 Atlanta (10) at N.O. (5), 10-12-97

Fewest Times Passer Thrown For Loss, Season

25 in 1982 (219 att.)...31 in 1991 (500 att.)

31 in 1971 (239 att.)...32 in 1975 (294 att.)

Fewest Sacks Per Play, Season

TEAM RECORDS

- 1 per 17.1 plays, 1997, 1994
- 1 per 16.1 plays, 1991
- 1 per 15.2 plays, 1981

PUNTING

Highest Punting Average, Season

- 44.32 (1968)...43.69 (1967)...43.3 (1966)...43.25 (1993)

Most Punts, Season

- 110 (1978)...106 (1977)...101 (1976)

Most Punts, Game

- 12 vs. Washington, 12-10-78

PUNT RETURNS

Highest Punt Return Average, Season

- 13.6 (2001)...12.5 (1974)...11.6 (1999)
- 11.4 (1982)...10.7 (1989)...10.6 (1983)

Most Punt Returns, Season

- 60 (1976)...53 (1980)...52 (1997)...51 (1974)
- 51 (1977)

Most Punt Returns, Game

- 8 at Detroit, 11-12-00
- 8 at San Francisco, 10-23-76
- 8 vs. Chicago, 10-13-74

Most Yards Gained, Season

- 635 (1974)...536 (1980)...489 (1983)
- 483 (1997)

Most Yards Gained, Game

- 139 vs. Dallas, 11-11-01
- 137 vs. New Orleans, 10-25-70

Most TD Returns, Season

- 2 in 1970, 1999

Most TD Returns, Game

- 1 Nine Times, Most Recent, at Philadelphia, 10-1-00

KICKOFF RETURNS

Highest Kickoff Return Average, Season

- 25.15 (1998)...25.03 (1971)...23.94 (1992)...23.64 (1993)...23.49 (1997)

Most Kickoff Returns, Season

- 87 (1996)...83 (2000)...82 (1966)...76 (1999)
- 75 (1994)...73 (1979)...72 (1985)...70 (2001,'95)

Most Kickoff Returns, Game

- 10 vs. Pittsburgh, 12-18-66
- 9 at San Francisco, 12-4-94
- 9 at Washington, 11-10-91

Most Yards Gained, Season

- 1,890 (2000)...1,825 (1996)...1,737 (1966)
- 1,700 (1987)...1,627 (1994)...1,598 (2001)
- 1,532 (1992)...1,509 (1989)...1,506 (1995)
- 1,477 (1971)...1,477 (1967)

Most Yards Gained, Game

- 249 vs. Pittsburgh, 9-27-93
- 214 at Houston, 10-25-87
- 211 at Indianapolis, 12-16-01
- 209 vs. Pittsburgh, 12-18-66
- 206 vs. New Orleans, 12-11-94
- 198 at St. Louis, 1-6-02
- 190 at New Orleans, 12-3-92

Most TD Returns, Season

- 3 (2000)...2 (1997, '92)...1 (1967, 69, 78, 85, 87, 90, 91, 93, 98, 01)

TURNOVERS/TAKEAWAYS

Most Fumbles Had, Season

- 42 (1978)...42 (1972)...39 three times

Most Fumbles Lost, Season

- 24 (1974)...21 (1973, '76, '84)

Most Fumbles Had, Game

- 7 at L.A. Rams, 9-28-69

Most Fumbles Had, Game, Both Teams

- 11 at Det, 8-31-97 (Lions 6, Falcons 5)

Most Fumbles Lost, Game

- 5 at New Orleans, 10-10-76
- 5 at New Orleans, 10-15-72

Most Turnovers, Season

- 55 in 1974 (24 Fum., 31 Int.)
- 49 in 1987 (17 Fum., 32 Int.)
- 48 in 1975 (19 Fum., 29 Int.)
- 45 in 1976 (21 Fum., 24 Int.)

Most Takeaways, Season

- 48 (1977)...47 (1969)...46 (1981)

Most Interceptions, Season

- 26 (1980)...26 (1977)...25 (1975, '81, '94)
- 24 (1988)

Biggest Turnover Differential, Season

- +23 in 1977 (48 Take, 25 Turn)
- +20 in 1998 (44 Take, 24 Turn)
- +16 in 1980 (42 Take, 26 Turn)
- +16 in 1969 (47 Take, 31 Turn)
- +9 in 1995 (30 Take, 21 Turn)

Biggest Turnover Deficit, Season

- 26 in 1974 (29 Take, 55 Turn)
- 22 in 1987 (27 Take, 49 Turn)
- 18 in 1996 (23 Take, 41 Turn)
- 18 in 1993 (24 Take, 42 Turn)

QUARTERBACK SACKS MADE

Most Sacks, Season

- 55 (1997)...47 (1978)...46 (1980)...42 (1977, '85)

Most Sack Yardage, Season

- 425 (1978)...396 (1980)...391 (1977)...389 (1989)...344 (1997)

Most Sacks, Game

- 10 at N.O. (10-12-97)...9 vs. Carolina (9-3-95)
- 9 vs. N.Y. Giants (10-2-77)

OPPONENT FUMBLES/RECOVERIES

Most Fumbles, Season

- 45 (1978)...43 (1981)...37 (1998)...37 (1969)

Most Recoveries, Season

- 28 (1969)...25 (1998)...25 (1978)...22 (1977)...22 (1976)

Most Fumbles, Game

- 6 at Det, 8-31-97...5 Seven Times

PENALTIES

Most Penalties, Season

- 130 in 1978 (1,083 yds.)
- 125 in 1990 (1,004 yds.)
- 125 in 1985 (1,149 yds.)
- 125 in 1984 (1,011 yds.)

Most Penalties, Game

- 17 at San Francisco, 11-5-78
- 16 vs. Houston, 9-9-90
- 16 at Cleveland, 11-8-87

TEAM RECORDS

PENALTIES, CONTINUED

Fewest Penalties, Season

63 in 1969 (601 yds.)...63 in 1968 (659 yds.)

65 in 1973 (593 yds)

Fewest Penalties, Game

1 - 12 Times — Most Recent vs. Car, 9-23-01

Most Yards, Penalties, Game

153 vs. Green Bay, 12-26-72 (16 penalties)

INTERCEPTIONS

Most Interceptions, Season

26 (1980)...26 (1977)...25 (1981)...25 (1975)...

24 (1988)...22 (1994)...22 (1986)...22 (1985)...

(1985)...

22 (1973)...20 (1989)...20 (1971)

TIME OF POSSESSION

Largest Advantage, Game (regulation)

Atl (43:21) vs. Rams (16:39), 11-17-85

Atl (42:39) vs. S.F. (17:21), 12-19-82

Atl (41:22) at Dallas (18:38), 10-20-96

Atl (41:18) vs. K.C. (18:42), 12-24-00

Atl (41:15) at N.O. (18:45), 11-22-85

Atl (40:49) vs. T.B. (19:11), 11-4-79



Defensive Bests

POINTS

- Fewest Points Allowed, Season**
129 in 1977
- Fewest Points Allowed, Game**
0 - 10 Times—Most Recent
at L.A. Rams, Nov. 14, 1993
- Fewest TD's Allowed, Season**
15 in 1977

FIRST DOWNS

- Fewest First Downs, Season**
170 (1982)...192 in 1977
- Fewest First Downs, Game**
7 vs. Green Bay, 11-22-74...7 vs. G.B., 11-22-71
- Fewest First Downs, Rushing, Season**
66 in 1982
- Fewest First Downs, Rushing, Game**
1 - 5 Times - Most Recent
at N.E., Nov. 8, 1998
- Fewest First Downs, Passing, Season**
76 in 1977
- Fewest First Downs, Passing, Game**
0 at L.A. Rams, 9-23-73

PASSING

- Fewest Net Yards Allowed, Season**
1,384 in 1977
- Fewest Net Yards Allowed, Game**
9 vs. St. Louis, 12-9-73
15 vs. New England, 11-29-92
- Fewest Passing Attempts, Game**
8 vs. Green Bay (3 Comp.), 11-22-71
- Fewest Passes Completed, Game**
2 vs. St. Louis (10 Att.), 12-9-73
- Fewest TDs Allowed, Passing, Season**
9 in 1977...9 in 1971

YARDS

- Fewest Net Yards Allowed, Season**
2,848 (1982)...3,242 (1977)
- Fewest Net Yards Allowed, Game**
78 vs. Tampa Bay (62-R, 16-P), 11-27-77
- Fewest Yds Rushing Per Att, Season**
3.2 in 1998
- Fewest Yards Allowed, Rushing, Season**
1,044 (1982)...1,357 (1990)...1,477
(1998)...1,547 (1995)...1,630 (1980)
- Fewest Yards Allowed, Rushing, Game**
18 at New England (14 att), 11-8-98
29 vs. Houston (12 att), 9-9-90
30 vs. Carolina (20 att), 10-29-00
32 vs. TB (16 att), 10-9-94
33 vs. Seattle (12 att), 12-15-91
34 vs. Dallas (16 att), 11-17-96
38 vs. Miami (19 att), 12-27-98
38 at Washington (19 att), 12-19-93
39 vs. Phoenix (17 att), 11-15-92
40 vs. St. Louis (14 att), 11-1-98
45 at St. Louis (20 att), 11-29-98
45 at Carolina (24 att), 12-17-95
- Fewest Rushing, Attempts, Game**
11 at Tampa Bay, 12-2-90 (40 yards)
11 vs. Buffalo, 12-18-83 (45 yards)
11 at Detroit, 9-19-83 (34 yards)
- Fewest TD's Allowed, Rushing, Season**
5 in 1977



Club Records - The Fewest

POINTS

- Fewest Points Scored, Season**
111 (1974)...170 (1968)...172 (1976)
- Fewest Points Scored, Game**
0 - 18 Times — Most Recent 10-3-93 at Chi.
- Fewest Points Scored, Game, Both Teams**
3 Atlanta (0) at Buffalo (3), 10-16-77
6 Atlanta (0) at Chicago (6), 10-3-93
7 Atlanta (7) vs. SF (0), 10-9-77
- Fewest Touchdowns, Season**
12 (1974)...20 (1977)...20 (1976)...20 (1968)
- Fewest PAT's, Season**
12 (1974)...17 (1968)...19 (1976)
- Fewest FG's, Season**
4 (1974)...7 (1967)...9 (1966, '70, '74)
- Fewest First Downs, Season**
178 (1968, '74)
- Fewest First Downs, Game**
2 at L.A. Rams, 9-23-73
- Fewest First Downs, Game, Both Teams**
14 Atlanta (5) vs. Minn (9), 12-21-69
- Fewest First Downs, Rushing, Season**
63 (1994)...65 (2000)...65 (1992)
- Fewest First Downs, Rushing, Game**
0 Six Times, Last vs. NYG, 10-8-00
- Fewest First Downs, Passing, Season**
80 in 1977
- Fewest First Downs, Passing, Game**
0 at Chicago, 11-24-85
- Fewest First Downs, Penalty, Season**
9 in 1968

TOTAL YARDS

- Fewest Net Yards Gained, Season**
2,800 in 1974
- Fewest Net Yards Gained, Game**
44 at S.F., 10-23-76 (83 run, -39 pass)
- Fewest Net Yards Gained, Both Teams**
252 Atlanta (155) at SF (97), 11-6-77

RUSHING

- Fewest Yards Gained, Season**
1,155 (1989)...1,179 (1982)...1,196 (1999)
1,214 (2000)...1,249 (1994)...1,270 (1992)
1,303 (1967)
- Fewest Yards Gained, Game**
13 vs. NYG, 10-8-00
19 vs. L.A. Rams, 12-1-74
21 at Detroit, 9-5-93
- Fewest Yds Gained, Both Teams, Game**
79 Atlanta (29) vs. S.F. (50), 10-14-90 (H)
- Fewest Rushing Attempts, Season**
309 (1982)...318 (1989)...322 (1992)...
329 (1986)...330 (1994)...337 (1995)...
333 (1987)...344 (1967)
- Fewest Rushing Attempts, Game**
8 at Detroit, 9-5-93... 9 at Chicago, 9-27-92
10 vs. Dallas, 12-21-92...11 vs. Jax, 11-7-99
11 at S.F., 9-10-95...12 at S.F., 1-12-99...
12 at S.F., 12-4-94...12 at Wash, 9-13-92
- Fewest Rushing Att. Both Teams, Game**
34 Atlanta (15) vs. S.F. (19), 12-24-95
35 Atlanta (12) at Houston (23), 12-5-93

PASSING

- Fewest Net Yards, Season**
1,307 in 1974
- Fewest Net Yards, Game**
(-39) at San Francisco, 10-23-76
- Fewest Net Yards Both Teams, Game**
37 Atlanta (-39) at SF (76), 10-23-76
- Fewest Passes Attempted, Season**
275 in 1982 (176 Comp.)
282 in 1969 (149 Comp.)
- Fewest Passes Attempted, Game**
9 at L.A. Rams, 9-23-73...
9 at Chicago, 9-17-72...
9 vs. L.A. Rams, 10-1-72
- Fewest Passes Att. Both Teams, Game**
21 Atlanta (9) at Chicago (12), 9-17-83
- Fewest Passes Intercepted, Season**
10 in 1983 (507 att.)
- Fewest Passes Completed, Season**
140 in 1977 (297 att.)
- Fewest Passes Completed, Game**
2 vs. L.A. Rams, 10-1-72...
2 at L.A. Rams, 9-23-73
- Fewest Passes Comp., Both Teams, Game**
10 Atlanta (8) vs. St. Louis (2), 12-9-73
10 Atlanta (6) vs. Chicago (4), 9-17-72
10 Atlanta (6) vs. Minn. (4), 12-21-69
- Fewest Touchdown Passes, Season**
4 in 1974
- Fewest Sacks Allowed, Season**
25 (1982)...31 (1991)...31 (1971)

INTERCEPTIONS

- Fewest INT's, Season**
6 - 1996 (NFL Record)
10 - 1982 (Strike season)
11 - 1992
12 - 1999, '84, '78
13 - 1993
14 - 1968
15 - 1987, '83, '79

PUNTING

- Fewest Punts, Season**
43 (1982)...60 (1971)
- Fewest Punts, Game**
1 Five times, Last Time vs. Miami
Dec. 27, 1998

PENALTIES

- Fewest Penalties, Season**
63 in 1969 (601 yards)
63 in 1968 (659 yards)
- Fewest Penalties, Game**
1 - 12 Times — Most recent
vs. Car, 9-23-01
- Fewest Rushing Penalties, Season**
593 in 1973 (65 penalties)

FUMBLES

- Fewest Fumbles, Season**
14 (1982)...19 (1991)...20 (1967)...21 (1995)
- Fewest Fumbles Lost, Season**
9 (1998)...9 (1995)...9 (1980)...9 (1977)

Opponents Team Records

Most Points Scored

59, Rams (at St. Louis), 11-10-96
59, Rams (at L.A.), 12-4-76

Points By Quarters

1st: 28, Bills, 11-22-92
2nd: 28, Redskins, 11-3-85
28, Cardinals, 12-17-78
28, Vikings, 9-14-68
3rd: 21, Raiders, 9-14-97
21, Redskins, 12-17-89
21, Vikings, 9-16-84
21, Dolphins, 11-3-74
21, Packers, 10-6-68
21, Steelers, 12-18-66

4th: 24, Rams, 11-19-67

Most Yards Gained

595, Colts, 11-12-67 (426 Pass), (169 Rush)
590, 49ers, 10-18-92 (399 Pass) (191 Rush)
569, Rams, 12-4-76 (359 Pass), (210 Rush)

Most Yards Rushing

321, Browns, 10-17-76 (57 Att.)
315, Bills, 11-22-92 (44 Att.)
307, Redskins, 11-3-85 (37 Att.)
279, Rams, 11-10-96 (38 Att.)

Most Rushing Att

65, Vikings, (211 yds.), 11-9-75

Most TDs Rushing

7, Rams, 12-4-76...4, Rams, 11-10-96...
4, Redskins, 11-3-85

Most Net Yds Passing

451, Redskins, 11-10-91...442, 49ers, 10-14-90

Most Pass Attempts

57, 49ers, 10-6-85

Most Pass Comp

37, 49ers, 10-6-85

Most TD Passes

6, Redskins, 11-10-91...6, 49ers, 10-14-90
6, Browns, 10-30-66

Most Had Intercepted

6, Rams, 11-10-96...6, Oilers, 12-5-93
6, Saints, 9-16-73

Most Punts

11, Giants, 10-25-81...10, Lions, 11-12-00
10, Panthers, 9-3-95

Most Punt Returns

9, 49ers, 10-29-72

Most Fair Catches

6, Vikings, 11-28-71

Most Yards, Punt Ret

219, Rams, 10-11-81

Most TD's Punt Ret

2, Rams, 12-27-92

Most KO Returns

9 Panthers, 10-4-98 and Lions, 10-5-80

Most KO Return Yds

242, Chargers, 10-21-73

Most Fumbles

6, 49ers, 12-11-93

Most Fumbles Lost

5, Saints, 10-15-72 and 10-10-76

Most Penalties

17, 49ers, 1-3-00...15, Bills, 12-18-83...
14, Titans, 12-19-99...14, Chiefs, 9-18-94

Most Penalty Yards

148, 49ers (17 penalties) 1-3-00
137, Cardinals (9 penalties) 11-28-82
135, Raiders, (11 penalties) 11-19-70
135, Rams, (penalties) 11-19-67
133, Browns, (13 penalties) 9-17-78
128, Raiders, (10 penalties) 10-14-79

Most Combined Penalty Yds

253, Atl, (9-125); Raiders, (10-128) 10-14-79



Individual Records

SCORING

Most Points, Career

- 620 Morten Andersen, 1995-00
- 558 Mick Luckhurst, 1981-87
- 395 Norm Johnson, 1991-94
- 354 Terance Mathis 1994-01
- 338 Andre Rison, 1990-94
- 288 Gerald Riggs, 1982-88
- 270 Nick Mike-Mayer, 1973-77
- 248 Jamal Anderson, 1994-01
- 246 William Andrews, 1979-86
- 240 Alfred Jenkins, 1975-83
- 236 Greg Davis, 1987-90
- 230 Tim Mazzetti, 1978-80
- 204 Michael Haynes, 1988-93, '97
- 186 Jim Mitchell, 1969-79
- 168 Wallace Francis, 1975-81
- 156 Haskel Stanback, 1974-79
- 150 Lynn Cain, 1979-84
- 147 Bill Bell, 1971-72
- 144 Bert Emanuel, 1994-97
- 144 Art Malone, 1970-74
- 132 Alfred Jackson, 1978-84
- 128 Bob Etter, 1968-69
- 126 Ken Burrow, 1971-75

Most Points, Season

- 122 Morten Andersen, 1995
- 120 Morten Andersen, 1998
- 115 Jay Feely, 2001
- 114 Mick Luckhurst, 1981
- 112 Norm Johnson, 1993
- 112 Nick Mike-Mayer, 1973
- 106 Greg Davis, 1990
- 104 Morten Andersen, 1997
- 102 Tim Mazzetti, 1980
- 101 Mick Luckhurst, 1985
- 98 Morten Andersen, 1995-00
- 98 Jamal Anderson, 1998
- 97 Morten Andersen, 1996
- 95 Norm Johnson, 1991, 1994
- 94 Mick Luckhurst, 1983
- 93 Norm Johnson, 1992
- 91 Mick Luckhurst, 1984
- 90 Andre Rison, 1993
- 82 Greg Davis, 1988
- 79 Morten Andersen, 1999
- 79 Bill Bell, 1972
- 78 Gerald Riggs, 1984
- 78 Alfred Jenkins, 1981
- 78 Bob Etter, 1969

Most Points, Game

- 20 Norm Johnson at New Orleans, 11-13-94
- 18 Morten Andersen vs. S.F., 9-3-00
- 18 Tim Dwight vs. San Francisco, 4-5-88
- 18 Jamal Anderson vs. St. Louis, 11-1-98
- 18 Terance Mathis vs. St. Louis Rams, 11-19-95
- 18 Andre Rison at San Francisco, 9-19-93
- 18 Andre Rison at Chicago, 9-27-92
- 18 Andre Rison vs. Tampa Bay, 11-17-91
- 18 Gerald Riggs vs. L.A. Rams, 11-17-85
- 18 Lynn Cain at L.A. Rams, 10-7-84
- 18 William Andrews at Buffalo, 12-18-83
- 18 William Andrews at Green Bay, 11-27-83
- 18 William Andrews at Denver, 12-5-82
- 18 Alfred Jenkins at New Orleans, 11-1-81
- 18 Lynn Cain at Oakland, 10-14-79
- 17 Morten Andersen vs. K.C., 12-24-00
- 17 Greg Davis vs. Houston, 9-9-90
- 16 Morten Andersen at Dallas, 10-20-96 (5 FG's)
- 16 Morten Andersen vs. N.E., 10-1-95 (5 FG's)
- 15 Jay Feely vs. Buffalo, 12-23-01
- 15 Morten Andersen vs. Car., 10-4-98
- 15 Terance Mathis vs. Philadelphia, 11-27-94
- 15 Norm Johnson at San Francisco, 10-13-91
- 15 Tim Mazzetti vs. L.A. Rams, 10-30-78
- 15 Nick Mike-Mayer vs. L.A. Rams, 11-4-73

Most Consecutive Games Scoring

- 96 Morten Andersen (1995-WK 16, 2000)
- 68 Mick Luckhurst (1981-WK 12, 1985)

Most Touchdowns, Career

- 57 Terance Mathis, 1994-01
- 56 Andre Rison, 1990-94
- 48 Gerald Riggs, 1982-88
- 41 Jamal Anderson, 1994-01
- 41 William Andrews, 1979-86
- 40 Alfred Jenkins, 1975-83
- 34 Michael Haynes, 1988-93, '97
- 31 Jim Mitchell, 1969-79
- 28 Wallace Francis, 1975-81
- 26 Haskel Stanback, 1974-79
- 25 Lynn Cain, 1979-84
- 24 Bert Emanuel, 1994-97
- 24 Art Malone, 1970-74
- 22 Alfred Jackson, 1978-84
- 21 Ken Burrow, 1971-75
- 19 Craig Heyward, 1994-96

Most Touchdowns, Season

- 16 Jamal Anderson, 1998
- 15 Andre Rison, 1993
- 13 Gerald Riggs, 1984
- 13 Alfred Jenkins, 1981
- 12 Andre Rison, 1991
- 12 William Andrews, 1981
- 11 Terance Mathis, 1998
- 11 Terance Mathis, 1994
- 11 Andre Rison, 1992
- 11 Michael Haynes, 1991
- 11 William Andrews, 1983
- 10 Jamal Anderson, 1997
- 10 Eric Metcalf, 1995
- 10 Michael Haynes, 1992
- 10 Andre Rison, 1990
- 10 Gerald Riggs, 1985
- 9 Tim Dwight, 1999
- 9 Bert Emanuel, 1997
- 9 Terance Mathis, 1995
- 9 Gerald Riggs, 1986
- 9 Eddie Ray, 1973

INDIVIDUAL RECORDS

Most Touchdowns, Game

3 - 13 times (most recently by Tim Dwight
vs. San Francisco 1-3-00)

Most Consecutive Games, TD Scored

6 Terance Mathis, 1998
5 Eric Metcalf, 1995
4 Bert Emanuel, 1997
4 Andre Rison, 1993
4 Andre Rison, 1991
4 Gerald Riggs, 1986
4 Jim Mitchell, 1975
4 Dave Hampton, 1975

Most Two-Point Conversions, Career

6 Terance Mathis, 1994-01

Most Two-Point Conversions, Season

3 Terance Mathis, 1995
2 Terance Mathis, 1994
1 Shawn Jefferson, 2001
1 Jamal Anderson, 2000
1 Terance Mathis, 1996
1 Andre Rison, 1994



INDIVIDUAL RECORDS

KICKING

Most PAT's Made, Career

- 213 Mick Luckhurst, 1981-87
- 203 Morten Andersen, 1995-00
- 147 Norm Johnson, 1991-94
- 105 Nick Mike-Mayer, 1973-77
- 94 Tim Mazzetti, 1978-80

Most PAT's Attempted, Career

- 216 Mick Luckhurst, 1981-87
- 205 Morten Andersen, 1995-00
- 148 Norm Johnson, 1991-94
- 108 Nick Mike-Mayer, 1973-77
- 104 Tim Mazzetti, 1978-80

Most PAT's Made, Season

- 51 Morten Andersen, 1998
- 51 Mick Luckhurst, 1981
- 45 Tim Mazzetti, 1980
- 43 Mick Luckhurst, 1983

Most PAT's Attempted, Season

- 52 Morten Andersen, 1998
- 51 Mick Luckhurst, 1981
- 49 Tim Mazzetti, 1980
- 45 Mick Luckhurst, 1983

Most PAT's Made, Game

- 8 Nick Mike-Mayer at N.O., 9-16-73

Most PAT's Attempted, Game

- 8 Nick Mike-Mayer at N.O., 9-16-73

Most Consecutive PAT's Made

- 139 Norm Johnson, 1991-94
- 134 Mick Luckhurst, 1983-87

Most FG's Made, Career

- 139 Morten Andersen 1995-00
- 115 Mick Luckhurst, 1981-87
- 84 Norm Johnson, 1991-94
- 56 Nick Mike-Mayer, 1973-77
- 51 Greg Davis, 1987-90
- 45 Tim Mazzetti, 1978-80

Most FG's Made, Season

- 31 Morten Andersen, 1995
- 29 Jay Feely, 2001
- 26 Norm Johnson, 1993
- 26 Nick Mike-Mayer, 1973
- 25 Morten Andersen, 2000
- 24 Mick Luckhurst, 1985
- 23 Morten Andersen, 1998
- 23 Morten Andersen, 1997
- 22 Morten Andersen, 1996
- 22 Greg Davis, 1990
- 21 Norm Johnson, 1994
- 21 Mick Luckhurst, 1981

Most FG's Made, Game

- 6 Norm Johnson at New Orleans, 11-13-94
- 5 Morten Andersen vs. K.C., 12-24-00
- 5 Morten Andersen vs. S.F., 9-3-00
- 5 Morten Andersen at Dallas, 10-20-96
- 5 Morten Andersen vs. N.E., 10-1-95
- 5 Nick Mike-Mayer vs. Rams, 11-4-73
- 5 Tim Mazzetti at Rams, 10-30-78

Most FG's Attempted, Career

- 173 Morten Andersen, 1995-00
- 164 Mick Luckhurst, 1981-87
- 104 Nick Mike-Mayer, 1973-77
- 97 Norm Johnson, 1991-94
- 78 Greg Davis, 1987-90
- 68 Tim Mazzetti, 1978-80

Most FG's Attempted, Season

- 38 Nick Mike-Mayer, 1973
- 37 Jay Feely, 2001
- 37 Morten Andersen, 1995
- 33 Mick Luckhurst, 1981
- 33 Greg Davis, 1990
- 31 Morten Andersen, 2000
- 31 Mick Luckhurst, 1985

Most FG's Attempted, Game

- 6 Norm Johnson at New Orleans, 11-13-94
- 5 Morten Andersen vs. K.C., 12-24-00
- 5 Morten Andersen vs. S.F., 9-3-00
- 5 Morten Andersen at Dallas, 10-20-96
- 5 Morten Andersen vs. N.E., 10-1-95
- 5 Mick Luckhurst at New Orleans, 12-22-85
- 5 Mick Luckhurst vs. Philadelphia, 12-16-84
- 5 Nick Mike-Mayer vs. Rams, 11-4-73
- 5 Nick Mike-Mayer at Chicago, 9-26-76
- 5 Nick Mike-Mayer at Chicago, 10-23-77
- 5 Tim Mazzetti at Rams, 10-30-78
- 5 Tim Mazzetti at Cardinals, 11-9-80
- 5 Greg Davis at Steelers, 11-4-90

Most Consecutive FG's Made

- 26 Norm Johnson, 1992 (5), 1993 (1st 21)
- 18 Morten Andersen, 1995 (Wks 1-9)
- 17 Mick Luckhurst, 1984 (3), 1985 (1st 14)
- 15 Norm Johnson, 1991 (Wks. 5-16)
- 14 Norm Johnson, 1994 (Wks. 8-16)
- 12 Morten Andersen, 1996 (Wks. 3-10)
- 10 Morten Andersen, 1997 (Wks. 5-12)
- 10 Morten Andersen, 1995 (Wks 12-17)

Best FG Percentage, Career (Min. 35)

- .866 Norm Johnson (84-of-97), 1991-94
- .803 Morten Andersen (139-of-173), 1995-00
- .784 Jay Feely (29-of-37), 2001
- .701 Mick Luckhurst (115-of-164), 1981-87
- .662 Tim Mazzetti (45-of-68), 1978-80
- .654 Greg Davis (51-of-78), 1987-90
- .538 Nick Mike-Mayer (56-of-104), 1973-77

Best FG Percentage, Season

- .963 Norm Johnson (26-of-27), 1993
- .851 Morten Andersen (23-of-27), 1997
- .840 Norm Johnson (21-of-25), 1994
- .838 Morten Andersen (31-of-37), 1995
- .826 Norm Johnson (19-of-23), 1991
- .821 Morten Andersen (23-of-28), 1998
- .818 Norm Johnson (18-of-22), 1992
- .806 Morten Andersen (25-of-31), 2000
- .784 Jay Feely (29-of-37), 2001
- .774 Mick Luckhurst (24-of-31), 1985
- .772 Mick Luckhurst (17-of-22), 1983
- .759 Morten Andersen (22-of-29), 1996
- .750 Paul McFadden (15-of-20), 1989
- .740 Mick Luckhurst (20-of-27), 1984
- .714 Morten Andersen (15-of-21), 1999
- .714 Mick Luckhurst (10-of-14), 1982

INDIVIDUAL RECORDS

Most 50-yard FG's, Career

- 15 Morten Andersen, 1995-00
- 8 Norm Johnson, 1991-94
- 7 Mick Luckhurst, 1981-87

Most 50-yard FG's, Season

- 8 Morten Andersen, 1995
- 4 Norm Johnson, 1992
- 3 Mick Luckhurst, 1984

Most 50-yard FG's, Game

- 3 Morten Andersen vs. N.O., 12-10-95 *(NFL Record)*

Longest Field Goal, Career

- 59 yds - Morten Andersen vs. S.F., 12-24-95
- 55 yds - Jay Feely at Ari, 9-30-01
- 55 yds - Morten Andersen at N.O., 10-12-97
- 55 yds - Morten Andersen vs. N.O., 12-10-95
(Andersen hit two 55-yarders in that game)
- 54 yds - 5 times, last by Andersen at Dal 10-20-96



INDIVIDUAL RECORDS

RUSHING

Most Yards Gained, Career

6,631	Gerald Riggs, 1982-88
5,986	William Andrews, 1979-86
5,336	Jamal Anderson, 1994-01
3,490	Dave Hampton, 1972-76
2,662	Haskel Stanback, 1974-79
2,313	Lynn Cain, 1979-84
2,250	Jim Butler, 1968-71
2,183	Craig Heyward, 1994-95
2,118	Art Malone, 1970-74
1,981	Erric Pegram, 1991-94
1,801	John Settle, 1987-90
1,612	Junior Coffey, 1966-67, 1969
1,528	Bubba Bean, 1976-80
1,472	Steve Broussard, 1990-93
1,321	Harmon Wages, 1968-73

Most Yards Gained, Season

1,846	Jamal Anderson, 1998
1,719	Gerald Riggs, 1985
1,567	William Andrews, 1983
1,486	Gerald Riggs, 1984
1,327	Gerald Riggs, 1986
1,308	William Andrews, 1980
1,301	William Andrews, 1981
1,185	Erric Pegram, 1993
1,083	Craig Heyward, 1995
1,055	Jamal Anderson, 1996
1,024	Jamal Anderson, 2000
1,024	John Settle, 1988
1,023	William Andrews, 1979
1,002	Jamal Anderson, 1997
1,002	Dave Hampton, 1975
997	Dave Hampton, 1973
995	Dave Hampton, 1972

Most 1,000-yard Seasons

4	Jamal Anderson, 1996-98, 2000
4	William Andrews, 1979-81, 1983
3	Gerald Riggs, 1984-86

Most Consecutive 1,000-yard Seasons

3	Jamal Anderson (1996-98)
3	Gerald Riggs (1984-86)
3	William Andrews (1979-81)

Most Yards Gained, Game

202	Gerald Riggs at NO (35 att), 9-2-84
197	Gerald Riggs at Kansas City (26 att), 12-8-85
192	Erric Pegram at SF (27 att), 9-19-93
188	Jamal Anderson at Rams (31 att), 11-29-98
180	Erric Pegram at Cincinnati (37 att), 12-16-93
172	Jamal Anderson vs. Rams (22 att), 11-1-98
172	Gerald Riggs at Miami (33 att), 11-30-86
167	William Andrews at NO (30 att), 9-2-79
162	Jamal Anderson vs. Rams (20 att), 11-2-97
162	Steve Broussard at Wash (26 att), 12-19-93
161	William Andrews at Miami (21 att), 12-10-83

Most Rushing Attempts, Career

1,587	Gerald Riggs, 1982-88
1,329	Jamal Anderson, 1994-01
1,315	William Andrews, 1979-86
885	Dave Hampton, 1972-76
728	Haskel Stanback, 1974-79
609	Jim Butler, 1968-71
603	Lynn Cain, 1979-84
532	Art Malone, 1970-74
517	Erric Pegram, 1991-94
491	Craig Heyward, 1994-96
430	John Settle, 1987-90
428	Junior Coffey, 1966-67, 1969
405	Bubba Bean, 1976-80

Most Rushing Attempts, Season

410	Jamal Anderson, 1998 (NFL Record)
397	Gerald Riggs, 1985
353	Gerald Riggs, 1984
343	Gerald Riggs, 1986
331	William Andrews, 1983
292	Erric Pegram, 1993
290	Jamal Anderson, 1997
289	William Andrews, 1981
282	Jamal Anderson, 2000
265	William Andrews, 1980
263	Dave Hampton, 1973
250	Dave Hampton, 1975
247	Haskel Stanback, 1977
239	William Andrews, 1979
237	Maurice Smith, 2001
236	Craig Heyward, 1995
232	Jamal Anderson, 1996

Most Rushing Attempts, Game

41	Gerald Riggs vs. Rams (123 yds), 11-17-85
39	Gerald Riggs at NO (158 yds), 12-22-85
37	Erric Pegram at Bengals (180 yds), 12-26-93
35	Gerald Riggs vs. Rams (141 yds), 10-12-86
35	Lynn Cain at Rams (145 yds), 10-7-84
35	Gerald Riggs at NO (202 yds), 9-2-84

Most 100-Yard Games, Career

25	Gerald Riggs, 1982-88
22	William Andrews, 1979-86
19	Jamal Anderson, 1996-00

Most 100-Yard Games, Season

12	Jamal Anderson, 1998
9	Gerald Riggs, 1985
7	William Andrews, 1983
7	William Andrews, 1980
6	Gerald Riggs, 1986

Most TD's Rushing, Career

48	Gerald Riggs, 1982-88
34	Jamal Anderson, 1994-01
30	William Andrews, 1979-86
25	Haskel Stanback, 1974-79

INDIVIDUAL RECORDS

Most TD's Rushing, Season

- 14 Jamal Anderson, 1998
- 13 Gerald Riggs, 1984
- 10 Gerald Riggs, 1985
- 10 William Andrews, 1981
- 9 Gerald Riggs, 1986
- 7 Jamal Anderson, 1997
- 7 Craig Heyward, 1994
- 7 William Andrews, 1983
- 7 John Settle, 1988

Most TD's Rushing, Game

- 3 Jamal Anderson at Detroit, 10-6-96
- 3 Gerald Riggs vs. Rams, 11-17-85
- 3 Lynn Cain at Rams, 10-7-84

Most Consecutive Games, Rushing TD

- 4 Gerald Riggs, 1986
- 4 Dave Hampton, 1975

Highest Average Gain, Career (300 carries)

- 4.55 William Andrews, 1979-86
- 4.45 Craig Heyward, 1994-96
- 4.23 Steve Broussard, 1990-93
- 4.17 Gerald Riggs, 1982-88
- 4.15 John Settle, 1987-1990
- 4.04 Jamal Anderson, 1994-00
- 3.98 Art Malone, 1970-74
- 3.97 Harmon Wages, 1968-73
- 3.94 Dave Hampton, 1972-76

Highest Average Gain, Season (150 carries)

- 4.94 William Andrews, 1980
- 4.73 William Andrews, 1983
- 4.59 Craig Heyward, 1995
- 4.55 Jamal Anderson, 1996
- 4.50 Jamal Anderson, 1998
- 4.50 William Andrews, 1981
- 4.413 John Settle, 1988
- 4.411 Mike Rozier, 1990
- 4.33 Gerald Riggs, 1985
- 4.32 Dave Hampton, 1972
- 4.31 Gerald Riggs, 1987
- 4.26 Craig Heyward, 1994

Highest Average Gain, Game (10 carries)

- 10.40 Steve Broussard at SF (10-104), 10-13-91
- 10.20 John Settle vs. NO (10-102), 9-11-88
- 9.46 Jamal Anderson at SF (13-123), 9-27-98
- 9.10 Art Malone at SF (10-91), 12-10-72
- 8.10 Jamal Anderson vs. St.L (20-162), 11-2-97
- 7.71 Jamal Anderson at Carolina (14-108), 9-1-96
- 7.67 William Andrews at Miami (21-161), 12-10-83
- 7.58 Gerald Riggs at KC (26-197), 12-8-85
- 7.47 Jim Butler vs. SF (17-127), 10-4-70
- 7.20 Craig Heyward vs. NO (10-72), 12-11-94
- 7.11 Erric Pegram at SF (27-192), 9-19-93



INDIVIDUAL RECORDS

PASSING

Most Yards Gained Passing, Career

23,468	Steve Bartkowski, 1975-85
14,066	Chris Miller, 1987-93
13,268	Chris Chandler, 1997-01
8,575	Jeff George, 1994-96
8,489	Bob Berry, 1968-72
7,053	Bobby Hebert, 1993-96
5,538	Randy Johnson, 1966-70
4,275	Dave Archer, 1984-87

Most Gross Yards Passing, Season

4,143	Jeff George, 1995
3,830	Steve Bartkowski, 1981
3,734	Jeff George, 1994
3,544	Steve Bartkowski, 1980
3,459	Chris Miller, 1989
3,167	Steve Bartkowski, 1983
3,154	Chris Chandler, 1998
3,152	Bobby Hebert, 1996
3,103	Chris Miller, 1991
2,978	Bobby Hebert, 1993
2,847	Chris Chandler, 2001
2,735	Chris Miller, 1990
2,692	Chris Chandler, 1997
2,502	Steve Bartkowski, 1979
2,489	Steve Bartkowski, 1978
2,339	Chris Chandler, 1999
2,236	Chris Chandler, 2000
2,158	Steve Bartkowski, 1984
2,158	Bob Berry, 1972
2,133	Chris Miller, 1988
2,007	Dave Archer, 1986
2,005	Bob Berry, 1971

Most 300-Yard Games, Career

12	Steve Bartkowski, 75-85
8	Chris Miller, 1987-93
6	Jeff George, 1994-96
5	Chris Chandler, 1997-01
4	Bobby Hebert, 1993-96

Most 300-Yard Games, Season

4	Jeff George, 1995
3	Wade Wilson, 1992
3	Chris Miller, 1989
3	Steve Bartkowski, 1981 and 1983

Most Gross Yards Passing, Game

431	Chris Chandler vs. Buff (28-40), 12-23-01
416	Steve Bartkowski vs. Pitt (33-50), 11-15-81
386	Jeff George at N.O. (27-39), 9-17-95
378	Steve Bartkowski at Cards (31-47), 11-9-80
375	Steve Bartkowski vs. Raid (36-54), 9-19-82
374	Wade Wilson at Rams (31-47), 12-27-92
364	Jeff George vs. Philly (26-46), 11-27-94
363	Bobby Hebert vs. Rams (28-49), 12-15-96

Most Passes Attempted, Career

3,329	Steve Bartkowski, 1975-85
2,089	Chris Miller, 1987-93
1,672	Chris Chandler, 1997-01
1,180	Jeff George, 1994-96
1,066	Bobby Hebert, 1993-96
1,049	Bob Berry, 1968-72
904	Randy Johnson, 1966-70
647	Dave Archer, 1984-87

Most Passes Attempted, Season

557	Jeff George, 1995
533	Steve Bartkowski, 1981
526	Chris Miller, 1989
524	Jeff George, 1994
488	Bobby Hebert, 1996
463	Steve Bartkowski, 1980
432	Steve Bartkowski, 1983
430	Bobby Hebert, 1993
413	Chris Miller, 1991
388	Chris Miller, 1990
379	Steve Bartkowski, 1979
369	Steve Bartkowski, 1978

Most Passes Attempted, Game

66	Chris Miller vs. Detroit (37 comp), 12-24-89
56	Steve Bartkowski vs. Raid (34 comp), 9-19-82
53	Jeff George at Carolina (29 comp), 12-17-95
52	Bobby Hebert at Houston (30 comp), 12-5-93
50	Steve Bartkowski vs. Pitt (33 comp), 11-15-81
50	Chris Chandler at Green Bay (29 comp), 11-18-01
49	Bobby Hebert vs. Rams (28 comp), 12-15-96
49	Jeff George at NO (29 comp), 11-13-94
49	Chris Miller at Chicago (28 comp), 11-11-90
48	Chris Miller at Chicago (30 comp), 9-27-92
48	Steve Bartkowski vs. NYG (24 comp), 10-25-81
47	Bobby Hebert vs. TB (25 comp), 10-31-93
47	Wade Wilson at Rams (31 comp), 12-29-92
47	Steve Bartkowski at Cards (31 comp), 11-9-80
46	Bobby Hebert vs. Hou (31 comp), 10-13-96
46	Jeff George vs. Philly (26 comp), 11-27-94
46	Erik Kramer vs. Rams (27 comp), 10-18-87
45	Jeff George vs. Carolina (27 comp), 9-3-95
45	Jeff George vs. KC (29 comp), 9-19-94

Most Passes Completed, Career

1,870	Steve Bartkowski, 1975-85
1,129	Chris Miller, 1987-93
981	Chris Chandler, 1997-01
714	Jeff George, 1994-96
637	Bobby Hebert, 1993-96
598	Bob Berry, 1968-72
435	Randy Johnson, 1966-70
331	Dave Archer, 1984-87

Most Passes Completed, Season

336	Jeff George, 1995
322	Jeff George, 1994
297	Steve Bartkowski, 1981
294	Bobby Hebert, 1996
280	Chris Miller, 1989
274	Steve Bartkowski, 1983
263	Bobby Hebert, 1993
257	Steve Bartkowski, 1980
223	Chris Chandler, 2001
222	Chris Miller, 1990
220	Chris Miller, 1991
203	Steve Bartkowski, 1979
202	Chris Chandler, 1997
192	Chris Chandler, 2000
190	Chris Chandler, 1998
187	Steve Bartkowski, 1978
184	Chris Miller, 1988

INDIVIDUAL RECORDS

Most Passes Completed, Game

- 37 Chris Miller vs. Detroit, 12-24-89
- 36 Steve Bartkowski vs. Raid (56 att), 9-19-82
- 33 Steve Bartkowski vs. Pitt (50 att), 11-15-81
- 31 Bobby Hebert vs. Hou (46 att), 10-13-96
- 31 Jeff George vs. Detroit (40 att), 10-29-95
- 31 Wade Wilson at Rams (47 att), 12-29-92
- 31 Steve Bartkowski at Cards (47 att), 11-9-80
- 30 Bobby Hebert at Houston (52 att), 12-5-93
- 30 Chris Miller at Chicago (48 att), 9-27-92
- 30 Wade Wilson vs. Dallas (41 att), 12-21-92
- 29 Chris Chandler at G.B. (50 att), 11-18-01
- 29 Jeff George at Carolina (53 att), 12-17-95
- 29 Jeff George at NO (49 att), 11-13-94
- 29 Jeff George vs. KC (45 att), 9-18-94
- 29 Jeff George vs. Rams (38 att), 9-11-94
- 29 Jeff George at Detroit (37 att), 9-4-94
- 28 Chris Chandler vs. Buffalo (40 att), 12-23-01
- 28 Bobby Hebert vs. St. Louis (49 att), 12-15-96
- 28 Chris Miller at Chicago (49 att), 11-11-90
- 28 Steve Bartkowski vs. SF (39 att), 11-20-83
- 28 Bob Berry at Green Bay (44 att), 9-27-70

Most Consecutive Passes, Completed

- 13 Jeff George vs. Detroit, 11-5-95
- 13 Jeff George vs. New Orleans, 12-11-94
- 12 Jeff George at Detroit, 9-4-94
- 11 Jeff George vs. Philadelphia, 9-22-96
- 11 Jeff George vs. Detroit, 11-5-95
- 10 Bobby Hebert vs. N.O., 11-17-96
- 10 Chris Miller vs. Dallas, 9-17-89
- 10 Steve Bartkowski vs. Rams, 10-7-84
- 10 Steve Bartkowski vs. Houston, 11-29-81
- 10 Randy Johnson vs. Detroit (6) and Chicago (4) 11-9-69 through 11-16-69

Highest Completion Percentage, Career

- 60.5 Jeff George, 1994-96
- 59.8 Bobby Hebert, 1993-96
- 58.7 Chris Chandler, 1997-01
- 57.0 Bob Berry, 1968-72
- 56.2 Steve Bartkowski, 1975-85
- 54.0 Chris Miller, 1987-93
- 51.2 Dave Archer, 1984-87
- 49.3 Bob Lee, 1973-74

Highest Completion Percentage, Season

- .681 Wade Wilson, 1992
- .673 Steve Bartkowski, 1984
- .634 Steve Bartkowski, 1983
- .633 Steve Bartkowski, 1982
- .617 Turk Schonert, 1986
- .615 Jeff George, 1994
- .612 Bobby Hebert, 1993
- .611 Chris Chandler, 2001
- .603 Jeff George, 1995
- .602 Bobby Hebert, 1996
- .602 Bob Berry, 1971
- .601 Chris Miller, 1992
- .591 Chris Chandler, 1997

Highest Completion Percentage, Game (20 Att)

- .857 Steve Bartkowski vs. Det. (24-28), 9-9-84
- .826 Steve Bartkowski at Pitt (19-23), 10-28-84
- .826 Steve Bartkowski at S.F. (19-23), 9-25-83
- .792 Steve Bartkowski vs. Raid (19-24), 9-19-82
- .784 Jeff George at Detroit (29-37), 9-4-94
- .778 Chris Chandler at Car (21-27), 9-17-00
- .775 Jeff George vs. Detroit (31-40), 11-5-95
- .763 Jeff George vs. Rams (29-38), 9-11-94
- .762 Bob Berry vs. GB (16-21), 11-27-71
- .762 Bob Berry vs. S.F. (16-21), 9-19-71
- .739 Jeff George at Miami (17-23), 12-3-95

Best QB Rating, Career

- 87.4 Chris Chandler, 1997-01
- 85.6 Jeff George, 1994-96
- 78.8 Bob Berry, 1968-72
- 76.4 Bobby Hebert, 1993-96
- 75.0 Chris Miller, 1987-93
- 74.5 Steve Bartkowski, 1975-85
- 67.7 Bob Lee, 1973-74
- 64.6 Randy Johnson, 1966-70
- 62.9 Dave Archer, 1984-87

Best QB Rating, Season (Min. 100 Att.)

- 110.2 Wade Wilson, 1992
- 106.7 Bob Berry, 1969
- 97.6 Steve Bartkowski, 1983
- 97.2 Chris Chandler, 1998
- 95.1 Chris Chandler, 1997
- 92.8 Steve Bartkowski, 1985
- 90.7 Chris Miller, 1992
- 89.7 Steve Bartkowski, 1984
- 89.5 Jeff George, 1995
- 88.0 Steve Bartkowski, 1980
- 84.1 Chris Chandler, 2001
- 84.0 Bobby Hebert, 1993
- 83.5 Chris Chandler, 1999
- 83.3 Jeff George, 1994

Most TD Passes, Career

- 154 Steve Bartkowski, 1975-85
- 87 Chris Chandler, 1997-01
- 87 Chris Miller, 1987-93
- 57 Bob Berry, 1968-72
- 50 Bobby Hebert, 1993-96
- 50 Jeff George, 1994-96
- 34 Randy Johnson, 1966-70
- 18 Dave Archer, 1984-87

Most TD Passes, Season

- 31 Steve Bartkowski, 1980
- 30 Steve Bartkowski, 1981
- 25 Chris Chandler, 1998
- 26 Chris Miller, 1991
- 24 Jeff George, 1995
- 24 Bobby Hebert, 1993
- 23 Jeff George, 1994
- 22 Bobby Hebert, 1996
- 22 Steve Bartkowski, 1983
- 20 Chris Chandler, 1997
- 17 Chris Miller, 1990
- 17 Steve Bartkowski, 1979
- 16 Chris Chandler, 2001
- 16 Chris Chandler, 1999
- 16 Chris Miller, 1989
- 16 Bob Berry, 1970
- 15 Chris Miller, 1992

INDIVIDUAL RECORDS

Most TD Passes, Game

- 5 Wade Wilson vs. Tampa Bay (12-13-92)
- 4 Chris Chandler at Carolina (11-28-99)
- 4 Jeff George vs. St. Louis Rams (11-19-95)
- 4 Jeff George at Denver (11-20-94)
- 4 Chris Miller vs. Chicago (9-27-92)
- 4 Steve Bartkowski vs. Cardinals (10-18-81)
- 4 Steve Bartkowski vs. N.O. (10-19-80)
- 4 Randy Johnson vs. Chicago (11-16-69)

Most Consecutive Games, TD Pass

- 27 Chris Chandler, 1997-99
- 14 Chris Miller, 1991-92
- 14 Steve Bartkowski, 1980-81
- 13 Chris Miller, 1989-90
- 9 Bobby Hebert, 1993
- 9 Steve Bartkowski, 1983
- 8 Steve Bartkowski, 1981
- 7 Bobby Hebert, 1996
- 7 Jeff George, 1994
- 6 Jeff George, 1995 (twice in '95)

Most Consecutive Passes Without Int.

- 197 Steve Bartkowski, 1982-83
- 185 Chris Miller, 1989

Most Consecutive Games Without Int.

- 5 Steve Bartkowski, 1983

Lowest Interception Pct., Career

- 2.71 Jeff George, 1994-96
- 3.35 Chris Chandler, 1997-01
- 3.45 Chris Miller, 1987-93
- 4.35 Steve Bartkowski, 1975-85
- 4.48 Dave Archer, 1984-87
- 4.59 Bobby Hebert, 1993-96
- 5.34 Bob Berry, 1968-72
- 5.47 Bob Lee, 1973-74

Lowest Interception Pct., Season (150 Att.)

- 1.16 Steve Bartkowski, 1983 (5-432)
- 1.90 Chris Miller, 1989 (10-526)
- 1.97 Jeff George, 1995 (11-557)
- 1.98 Scott Hunter, 1977 (3-151)
- 2.04 Chris Chandler, 1997 (7-342)
- 2.37 Chris Miller, 1992 (6-253)
- 2.45 Wade Wilson, 1992 (4-163)
- 3.06 David Archer, 1986 (9-294)

Most Interceptions, Career

- 141 Steve Bartkowski, 1975-85
- 72 Chris Miller, 1987-93
- 65 Randy Johnson, 1966-70
- 56 Chris Chandler, 1997-01
- 56 Bob Berry, 1968-72
- 49 Bobby Hebert, 1993-96

Most Interceptions, Season

- 25 Bobby Hebert, 1996
- 23 Steve Bartkowski, 1981
- 21 Randy Johnson, 1967
- 21 Randy Johnson, 1966
- 20 Steve Bartkowski, 1979

Most Interceptions, Game

- 6 Bobby Hebert vs. Rams, 12-15-96
- 6 Bobby Hebert vs. Oilers, 12-5-93
- 5 Kim McQuilken vs. Vikings, 11-9-75



INDIVIDUAL RECORDS

RECEIVING

Most Passes Caught, Career

573	Terance Mathis, 1994-01
423	Andre Rison, 1990-94
359	Alfred Jenkins, 1975-83
305	Jim Mitchell, 1969-79
276	William Andrews, 1979-83,86
266	Michael Haynes, 1988-93,97
260	Bert Emanuel, 1994-97
244	Wallace Francis, 1975-81
211	Stacey Bailey, 1982-90
201	Mike Pritchard, 1991-93
188	Alfred Jackson, 1978-84
186	Gerald Riggs, 1982-88
181	Floyd Dixon, 1986-91
170	Bob Christian, 1997-01
166	Billy Johnson, 1982-87
158	Eric Metcalf, 1995-96
156	Jamal Anderson, 1994-01
152	Ken Burrow, 1971-75
140	Art Malone, 1970-74
122	Lynn Cain, 1979-84

Most Passes Caught, Season

111	Terance Mathis, 1994
104	Eric Metcalf, 1995
93	Andre Rison, 1992
86	Andre Rison, 1993
82	Andre Rison, 1990
81	Terance Mathis, 1999
81	Andre Rison, 1994
81	Andre Rison, 1991
81	William Andrews, 1981
78	Terance Mathis, 1995
77	Mike Pritchard, 1992
75	Bert Emanuel, 1996
74	Bert Emanuel, 1995
74	Mike Pritchard, 1993
74	Wallace Francis, 1979
72	Michael Haynes, 1993
70	Alfred Jenkins, 1981
69	Terance Mathis, 1996
68	John Settle, 1988
67	Stacey Bailey, 1984
66	Tony Martin, 1998
65	Bert Emanuel, 1997
64	Terance Mathis, 1998
64	Billy Johnson, 1983
63	Charlie Brown, 1986
62	Terance Mathis, 1997
62	Billy Johnson, 1985
60	Shawn Jefferson, 2000
60	Drew Hill, 1992

Most 50-Catch Seasons

8	Terance Mathis, 1994-01
5	Andre Rison, 1990-94
3	Bert Emanuel, 1994-97
3	William Andrews, 1979-86
3	Alfred Jenkins, 1975-83

Most Passes Caught (3 Week Period)

30	Eric Metcalf, 9-3 to 9-17-95
30	Andre Rison, 9-23 to 10-14-90
29	Andre Rison, 9-4 to 9-18-94
28	Terance Mathis, 11-13 to 11-27-94
28	Terance Mathis, 9-11 to 9-25-94

Most Passes Caught, Game

15	William Andrews vs. Pitt (124 yds), 11-15-81
14	Andre Rison at Detroit (193 yds), 9-4-94
13	Terance Mathis vs. KC (123 yds), 9-18-94
13	William Andrews at TB (98 yds), 12-6-81
12	Terance Mathis at Pitt. (166 yds), 10-25-99
12	Andre Rison vs. Rams (123 yds), 9-11-94
11	Eric Metcalf at N.O. (155 yds), 9-17-95
11	Andre Rison vs. TB (147 yds), 10-31-93
11	Andre Rison vs. SF (99 yds), 11-9-92
11	Andre Rison at SF (128 yds), 9-23-90
11	Billy Johnson vs. NO (153 yds), 10-20-85
11	William Andrews vs. GB (77 yds), 12-26-82
10	Terance Mathis vs. Rams (184 yds), 11-19-95
10	Eric Metcalf at S.F. (89 yds), 9-10-95
10	Terance Mathis vs. Philly (124 yds), 11-27-94
10	Terance Mathis at NO (125 yds), 11-13-94
10	Mike Pritchard at Detroit (97 yds), 9-5-93
10	Andre Rison at Chicago (177 yds), 9-27-92
10	Andre Rison vs. NO (154 yds), 10-7-90
10	John Settle vs. SD (106 yds), 11-13-88
10	Wallace Francis vs. Rams (108 yds), 12-9-79

Most Yards Gained Receiving, Career

7,349	Terance Mathis, 1994-01
6,257	Alfred Jenkins, 1975-83
5,635	Andre Rison, 1990-94
4,348	Jim Mitchell, 1969-79
4,220	Michael Haynes, 1988-93, '97
3,695	Wallace Francis, 1975-81
3,600	Bert Emanuel, 1994-97
3,378	Stacey Bailey, 1982-89
3,010	Alfred Jackson, 1978-84
2,668	Ken Burrow, 1971-75
2,645	William Andrews, 1979-86
2,487	Floyd Dixon, 1986-91
2,187	Mike Pritchard, 1991-93
2,062	Billy Johnson, 1982-87
1,874	Bob Christian, 1997-01
1,788	Eric Metcalf, 1995-96
1,645	Jamal Anderson, 1994-01
1,433	Charlie Brown, 1985-87
1,384	Gerald Riggs, 1982-88

INDIVIDUAL RECORDS

Most Yards Gained Receiving, Season

1,358 Alfred Jenkins, 1981
1,342 Terance Mathis, 1994
1,242 Andre Rison, 1993
1,208 Andre Rison, 1990
1,189 Eric Metcalf, 1995
1,181 Tony Martin, 1998
1,138 Stacey Bailey, 1984
1,136 Terance Mathis, 1998
1,122 Michael Haynes, 1991
1,121 Andre Rison, 1992
1,088 Andre Rison, 1994
1,039 Terance Mathis, 1995
1,039 Bert Emanuel, 1995
1,025 Alfred Jenkins, 1980
1,016 Terance Mathis, 1999
1,013 Wallace Francis, 1979
991 Bert Emanuel, 1997
976 Andre Rison, 1991
921 Bert Emanuel, 1996
918 Charlie Brown, 1986
881 Stacey Bailey, 1983
862 Shawn Collins, 1989
862 Wallace Francis, 1980

Most Yards Gained Receiving, Game

198 Terance Mathis at NO (6 rec), 12-13-98
193 Andre Rison at Det (14 rec), 9-4-94
193 Alfred Jackson vs. SF (11 rec), 12-2-84
190 Michael Haynes vs. Wash (6 rec),
12-17-89
190 Ken Burrow at Detroit (6 rec), 10-3-71
190 Ken Burrow at NO (8 rec), 12-19-71
187 Michael Haynes at NO (6 rec), 11-24-91
184 Terance Mathis vs. Rams (10 rec),
11-19-95
182 Michael Haynes vs. NO (7 rec), 9-12-93
179 Alfred Jenkins vs. NO (5 rec), 11-1-81
177 Andre Rison at Chicago (10 rec), 9-27-92
173 Bert Emanuel vs. Rams (9 rec), 12-15-96

Most 100-Yard Games, Career

17 Alfred Jenkins, 1975-83
15 Andre Rison, 1990-94
14 Terance Mathis, 1994-01
9 Michael Haynes, 1988-93, '97
9 Bert Emanuel, 1994-97
8 Stacey Bailey, 1982-1989
6 Ken Burrow, 1971-1975

Most 100 Yard Receiving Games, Season

6 Tony Martin, 1998
5 Terance Mathis, 1994
5 Michael Haynes, 1991
5 Andre Rison, 1990

Most TD Receptions, Career

57 Terance Mathis, 1994-01
56 Andre Rison, 1990-94
40 Alfred Jenkins, 1975-83
34 Michael Haynes, 1988-93, '97
28 Jim Mitchell, 1969-79
27 Wallace Francis, 1975-81
24 Bert Emanuel, 1994-97
22 Alfred Jackson, 1978-84
21 Ken Burrow, 1971-75

Most TD Receptions, Season

15 Andre Rison, 1993
13 Alfred Jenkins, 1981
12 Andre Rison, 1991
11 Terance Mathis, 1998
11 Terance Mathis, 1994
11 Andre Rison, 1992
11 Michael Haynes, 1991
10 Michael Haynes, 1992
10 Andre Rison, 1990
9 Bert Emanuel, 1997
9 Terance Mathis, 1995
8 Terance Mathis, 1997
8 Eric Metcalf, 1995
8 Andre Rison, 1994
8 Wallace Francis, 1979
7 Tim Dwight, 1999
7 Terance Mathis, 1996
7 Mike Pritchard, 1993
7 Ken Burrow, 1973

Most TD Receptions, Game

3 Terance Mathis vs. St.L Rams, 11-19-95
3 Andre Rison at San Francisco, 9-19-93
3 Andre Rison at Chicago, 9-27-92
3 Andre Rison vs. Buccaneers, 11-17-91
3 Alfred Jenkins vs. New Orleans, 11-1-81

Highest Per Catch Average, Season

22.4 Michael Haynes (50) 1991
20.9 Tim Dwight (32) 1999
19.4 Alfred Jenkins (70) 1981
18.0 Alfred Jenkins (57) 1980
17.9 Tony Martin (66) 1998
17.8 Terance Mathis (64) 1998
17.3 Alfred Jenkins (41) 1976
17.2 Alfred Jenkins (50) 1979
17.0 Michael Haynes (40) 1989
16.8 Michael Haynes (48) 1992

INDIVIDUAL RECORDS

KICKOFF RETURNS

Most Return Yards, Career

3,388	Deion Sanders, 1989-93
2,597	Tim Dwight, 1998-00
2,573	Darrick Vaughn, 2000-01
1,989	Ron Smith, 1966-67
1,934	Sylvester Stamps, 1983-88
1,860	Jim Butler, 1968-71
1,655	Reggie Smith, 1980-81
1,453	Tony Smith, 1992-94
1,312	Eric Metcalf, 1995-96
1,308	Roell Preston, 1995-96
1,239	Dennis Pearson, 1978-80
1,147	Willie Belton, 1971-73
1,035	Cliff Austin, 1984-86
1,026	Clarence Verdin, 1994
1,011	Gerald Tinker, 1974-75
987	Byron Hanspard, 1997
793	Dave Hampton, 1972-75
790	Keith Jones, 1989-92

Most Return Yards, Season

1,491	Darrick Vaughn, 2001
1,143	Reggie Smith, 1981
1,082	Darrick Vaughn, 2000
1,067	Deion Sanders, 1992
1,034	Eric Metcalf, 1996
1,026	Clarence Verdin, 1994
1,013	Ron Smith, 1966
987	Byron Hanspard, 1997
976	Ron Smith, 1967
973	Tim Dwight, 1998
948	Tony Smith, 1993
944	Tim Dwight, 1999
851	Deion Sanders, 1990
838	Cliff Austin, 1985
799	Jim Butler, 1968

Most Return Yards, Game

249	Tony Smith vs. Pittsburgh, 9-27-93
198	Darrick Vaughn at St. Louis, 1-6-02
198	Clarence Verdin vs. N.O., 12-11-94
195	Darrick Vaughn at Indy, 12-16-01
193	Sylvester Stamps at Hou., 10-25-87
190	Deion Sanders at N.O., 12-3-92
180	Jamal Anderson at Arizona, 11-26-95
177	Sylvester Stamps at S.F., 12-20-87
176	Roell Preston at Cincinnati, 11-24-96
176	Eric Metcalf at S.F., 9-29-96
176	Eric Metcalf vs. Philadelphia, 9-22-96

Highest Average Return, Career (Min. 25)

25.7	Darrick Vaughn, 2000-01
24.89	Tony Smith, 1992-94
24.68	Byron Hanspard, 1997
24.26	Ron Smith, 1966-67
24.16	Jim Butler, 1968-71
24.07	Gerald Tinker, 1974-75
23.2	Tim Dwight, 1998-00
23.62	Rolland Lawrence, 1973-80
23.41	Willie Belton, 1971-73
23.32	Clarence Verdin, 1994
23.30	Sylvester Stamps, 1984-88
23.05	Deion Sanders, 1989-93

Highest Average Return, Season (Min. 25)

27.7	Darrick Vaughn, 2000
27.50	Sylvester Stamps, 1987
27.02	Tim Dwight, 1998
26.68	Deion Sanders, 1992
26.48	Dennis Pearson, 1978
25.21	Willie Belton, 1971
25.03	Ron Smith, 1967
24.95	Tony Smith, 1993
24.68	Byron Hanspard, 1997
24.44	Darrick Vaughn, 2001
24.32	Reggie Smith, 1981
24.28	Gerald Tinker, 1974

Most Returns, Career

147	Deion Sanders, 1989-93
100	Darrick Vaughn, 2000-01
83	Sylvester Stamps, 1984-88
82	Ron Smith, 1966-67
80	Tim Dwight, 1998-99
77	Jim Butler, 1968-71
72	Reggie Smith, 1980-81
62	Roell Preston, 1995-96
61	Eric Metcalf, 1995-96
55	Dennis Pearson, 1978-80
50	Cliff Austin, 1984-86
44	Clarence Verdin, 1994

Most Returns, Season

61	Darrick Vaughn, 2001
49	Eric Metcalf, 1996
47	Reggie Smith, 1981
44	Tim Dwight, 1999
44	Clarence Verdin, 1994
43	Ron Smith, 1966
40	Byron Hanspard, 1997
40	Deion Sanders, 1992
39	Darrick Vaughn, 2000
39	Deion Sanders, 1990
39	Cliff Austin, 1985
39	Ron Smith, 1967
38	Tony Smith, 1993
37	Jim Butler, 1968
36	Tim Dwight, 1998
35	Deion Sanders, 1989

Longest Kickoff Returns

100t	Darrick Vaughn at Den, 9-10-00
100t	Deion Sanders at SF, 10-13-91
100t	Dennis Pearson at St. Louis, 12-17-78
99t	Byron Hanspard at S.D., 12-7-97
99t	Deion Sanders at Washington, 9-13-92
99t	Ron Smith at Baltimore, 9-17-67
97t	Tony Smith vs. Pittsburgh, 9-27-93
97t	Sylvester Stamps at SF, 12-20-87
96t	Darrick Vaughn at St. Louis, 1-6-02
96t	Darrick Vaughn at St. Louis, 10-15-00
94t	Cliff Austin vs. New Orleans, 10-20-85
93t	Tim Dwight vs. Carolina, 10-4-98
93t	Byron Hanspard at Seattle, 11-30-97

Most Touchdowns, Kickoff Returns, Career

4	Darrick Vaughn, 2000-01
3	Deion Sanders, 1989-93
2	Byron Hanspard, 1997-99

INDIVIDUAL RECORDS

PUNT RETURNS

Most Return Yards, Career

- 1,251 Billy Johnson, 1982-87
- 792 Tim Dwight, 1998-00
- 789 Deion Sanders, 1989-93
- 738 Rolland Lawrence, 1973-80
- 679 Eric Metcalf, 1995-96
- 540 Ray Brown, 1971-77
- 485 Tony Smith, 1992-94
- 446 Todd Kinchen, 1997
- 437 Darrien Gordon, 2001
- 413 Al Dodd, 1973-74
- 366 Kenny Johnson, 1980-86

Most Return Yards, Season

- 489 Billy Johnson, 1983
- 446 Todd Kinchen, 1997
- 437 Darrien Gordon, 2001
- 383 Eric Metcalf, 1995
- 376 Rolland Lawrence, 1976
- 360 Ray Brown, 1973
- 352 Rolland Lawrence, 1976
- 344 Al Dodd, 1974

Most Return Yards, Game

- 139 Darrien Gordon vs. Dallas, 11-11-01
- 116 Billy Johnson at Jets, 10-23-83
- 108 Al Dodd vs. Chicago, 10-13-74
- 102 Gerald Tinker at Chicago, 9-29-74

Highest Return Average, Career (Min. 30)

- 14.10 Darrien Gordon, 2001
- 11.80 Al Dodd, 1973-74
- 10.29 Eric Metcalf, 1995-96
- 10.09 Billy Johnson, 1982-87
- 9.89 Kenny Johnson, 1980-86
- 9.43 Tim Dwight, 1998-00
- 9.03 Reggie Smith, 1980-81
- 8.85 Ray Brown, 1971-77
- 8.66 Tony Smith, 1992-94
- 8.58 Todd Kinchen, 1997
- 8.43 Deion Sanders, 1989-93

Highest Return Average, Season (Min. 20)

- 14.10 Darrien Gordon, 2001
- 12.74 Al Dodd, 1974
- 12.22 Kenny Johnson, 1980
- 11.38 Billy Johnson, 1982
- 11.00 Tim Dwight, 1999
- 11.00 Deion Sanders, 1989
- 10.96 Eric Metcalf, 1996
- 10.63 Billy Johnson, 1983
- 9.82 Eric Metcalf, 1995
- 9.69 Tony Smith, 1992
- 9.40 Tim Dwight, 2000
- 9.00 Ray Brown, 1973
- 9.00 Lew Barnes, 1988

Highest Return Average, Game (Min. 3)

- 46.3 Darrien Gordon vs. Dallas, 11-11-01
- 31.0 Billy Johnson vs. Raiders, 11-21-82
- 28.3 Tim Dwight at Philadelphia, 10-1-00
- 27.6 Winslow Oliver at San Francisco, 12-12-99
- 26.3 Darrien Gordon at Indy, 12-16-01
- 26.0 Ray Brown vs. Philadelphia, 11-11-73

Most Returns, Career

- 124 Billy Johnson, 1982-87
- 110 Rolland Lawrence, 1973-80
- 84 Tim Dwight, 1998-00
- 93 Deion Sanders, 1989-93
- 66 Eric Metcalf, 1995-96
- 61 Ray Brown, 1971-77
- 56 Tony Smith, 1992-94
- 52 Todd Kinchen, 1997-98
- 47 Billy Ryckman, 1977-80
- 46 Willie Belton, 1971-73

Most Returns, Season

- 54 Rolland Lawrence, 1976
- 52 Todd Kinchen, 1997
- 51 Rolland Lawrence, 1977
- 46 Billy Johnson, 1983
- 40 Ray Brown, 1973
- 39 Eric Metcalf, 1995
- 34 Lew Barnes, 1988
- 33 Tim Dwight, 2000
- 33 Scott Woerner, 1981
- 32 Tony Smith, 1993

Most Returns, Game

- 8 Tim Dwight at Det., 11-12-00
- 8 Rolland Lawrence at S.F., 10-9-77

Most Touchdowns, Punt Returns, Career

- 2 Tim Dwight, 1999, 2000
- 2 Deion Sanders, 1989, 1990
- 1 Winslow Oliver, 1999
- 1 Eric Metcalf, 1995
- 1 Billy Johnson, 1983
- 1 Gerald Tinker, 1974
- 1 Tom McCauley, 1970
- 1 John Mallory, 1970

Longest Punt Returns

- 79t Deion Sanders vs. Cincinnati, 10-28-90
- 77t Tom McCauley vs. NO, 10-25-70
- 75t John Mallory vs. Minn, 12-20-70
- 74 Darrien Gordon vs. Dallas, 11-11-01
- 72t Gerald Tinker at NO, 9-29-74
- 71t Billy Johnson at N.Y. Jets, 10-23-83
- 70t Tim Dwight at Philadelphia, 10-1-00
- 70t Tim Dwight vs. San Francisco, 1-3-00
- 68t Deion Sanders at L.A. Rams, 9-10-89
- 67 Darrien Gordon at Indianapolis, 12-16-01
- 66t Eric Metcalf at St. Louis Rams, 10-12-95

INDIVIDUAL RECORDS

— COMBINED RETURNS —

Combined Return Yards, Career

4,177	Deion Sanders, 1989-93
3,389	Tim Dwight, 1998-00
2,161	Ron Smith, 1966-67
2,016	Reggie Smith, 1980-81
1,991	Eric Metcalf, 1995-96
1,942	Sylvester Stamps, 1983-88
1,938	Tony Smith, 1992-94
1,860	Jim Butler, 1968-71
1,423	Rolland Lawrence, 1973-80
1,419	Willie Belton, 1971-73
1,354	Dennis Pearson, 1978-80
1,308	Roell Preston, 1995-96
1,289	Billy Johnson, 1982-87
1,229	Gerald Tinker, 1974-75
1,139	Clarence Verdin, 1994
1,035	Cliff Austin, 1984-86
987	Byron Hanspard, 1997

Most Combined Return Yards, Season

1,330	Eric Metcalf, 1996
1,242	Reggie Smith, 1981
1,203	Tony Smith, 1993
1,164	Tim Dwight, 1999
1,139	Tim Dwight, 1998
1,139	Clarence Verdin, 1994
1,108	Deion Sanders, 1992
1,101	Deion Sanders, 1990
1,093	Ron Smith, 1966
1,068	Ron Smith, 1967
1,032	Deion Sanders, 1989
989	Tim Dwight, 2000
987	Byron Hanspard, 1997
897	Rolland Lawrence, 1976
869	Willie Belton, 1971

Most Combined Returns, Career

240	Deion Sanders, 1989-93
196	Tim Dwight, 1998-00
139	Rolland Lawrence, 1973-80
129	Billy Johnson, 1982-87
127	Eric Metcalf, 1995-96
117	Tony Smith, 1992-94
113	Ron Smith, 1966-67
112	Reggie Smith, 1980-81
95	Willie Belton, 1971-73

Most Combined Returns, Season

76	Eric Metcalf, 1996
75	Rolland Lawrence, 1976
70	Tony Smith, 1993
68	Deion Sanders, 1990
67	Tim Dwight, 1998
67	Clarence Verdin, 1994
65	Tim Dwight, 2000
64	Tim Dwight, 1999
63	Deion Sanders, 1989
59	Ron Smith, 1967
59	Reggie Smith, 1981
58	Willie Belton, 1971
54	Ron Smith, 1966
53	Deion Sanders, 1992
51	Eric Metcalf, 1995

— COMBINED NET YARDS — (Rushing, Receiving, KO & Punt Returns)

Most Combined Yards, Career

8,702	William Andrews, 1979-86
8,363	Gerald Riggs, 1982-88
7,312	Jamal Anderson, 1994-00
6,828	Terance Mathis, 1994-00
6,327	Alfred Jenkins, 1975-83
5,831	Andre Rison, 1990-94
5,789	Wallace Francis, 1975-81
5,106	Dave Hampton, 1972-75
4,828	Jim Butler, 1968-71
4,697	Deion Sanders, 1989-93
4,613	Tim Dwight, 1998-00
4,549	Jim Mitchell, 1969-79
4,368	Michael Haynes, 1988-93, '97
3,920	Eric Metcalf, 1995-96
3,702	Lynn Cain, 1979-84
3,604	Bert Emanuel, 1994-97
3,572	Haskel Stanback, 1974-79
3,569	Art Malone, 1970-74

Most Combined Yards, Season

2,176	William Andrews, 1983
2,165	Jamal Anderson, 1998
2,037	William Andrews, 1981
1,986	Gerald Riggs, 1985
1,983	Eric Metcalf, 1995
1,937	Eric Metcalf, 1996
1,861	Tim Dwight, 1999
1,774	Dave Hampton, 1972
1,764	William Andrews, 1980
1,763	Gerald Riggs, 1984
1,608	Jamal Anderson, 1996
1,594	John Settle, 1988
1,528	Dave Hampton, 1973
1,463	Gerald Riggs, 1986
1,433	Craig Heyward, 1995
1,420	Art Malone, 1972
1,406	Jamal Anderson, 2000
1,403	Tim Dwight, 2000
1,375	Byron Hanspard, 1997
1,349	Tim Dwight, 1998
1,342	Terance Mathis, 1994
1,358	Alfred Jenkins, 1981
1,357	Jim Butler, 1969
1,337	Ron Smith, 1967

Most Combined Yards, Game

296	Eric Metcalf (0/97/199) vs. Phil, 9-22-96
264	Tim Dwight (5/60/50/149) at Den, 9-10-00
261	Tony Smith (0/0/261) vs. Pitt, 9-27-93
242	Tim Dwight (0/55/85/102), at Phil, 10-1-00
241	Tim Dwight (0/162/79) vs. SF, 1-3-00
235	Tim Dwight (3/102/115/15) at Car, 11-28-99
235	Eric Metcalf (16/155/64) at N.O., 9-17-95
226	Billy Johnson (53/57/116) at NYJ, 10-23-83
224	Eric Metcalf (4/44/176) at S.F., 9-29-96
223	William Andrews (161/62/0) at Miami, 12-10-83
219	Gerald Riggs (197/22/0) at KC, 12-8-85
215	Rolland Lawrence (0/0/215) at NO, 10-10-76
212	Eric Metcalf (12/91/109) vs. S.F., 12-25-95
210	Dave Hampton (62/66/82) at Detroit, 10-1-73
207	William Andrews (158/49/0) vs. Buff, 12-18-83
207	W. Andrews (119/68/0) vs. Rams, 11-21-82
203	Jamal Anderson (172/31/0) vs. Rams, 11-1-98
202	Gerald Riggs (202/0/0) at NO, 9-2-84
200	Lynn Cain (29/110/61) at Raiders, 9-14-79
198	Terance Mathis (0/198/0) at NO, 12-13-98
198	Clarence Verdin (0/0/198) vs. NO, 12-11-94

(Andrews had back-to-back 200-yard games in 1983, then Riggs in the '84 opener for three straight games.)

INDIVIDUAL RECORDS

PUNTING

Highest Punting Average, Career

- 42.6 Rick Donnelly, 1985-88
- 42.0 Scott Fulhage, 1989-92
- 41.6 Harold Alexander, 1993-94
- 41.3 Billy Lothridge, 1966-71
- 40.9 Ralph Giacomarro, 1983-84
- 40.8 John James, 1972-81
- 40.5 Dan Stryzinski, 1995-00

Highest Punting Average, Season (Min. 35)

- 44.32 Billy Lothridge, 1968
- 44.03 Rick Donnelly, 1987
- 43.25 Harold Alexander, 1993
- 43.86 Rick Donnelly, 1986
- 43.69 Billy Lothridge, 1967
- 43.63 Rick Donnelly, 1985
- 42.80 Scott Fulhage, 1991
- 42.77 John James, 1972

Highest Punting Average, Game (Min. 4)

- 52.1 Rick Donnelly at Philadelphia, 11-10-85

Highest Net Punting Average, Season

- 38.1 Billy Lothridge, 1968
- 37.9 Dan Stryzinski, 2000
- 37.6 Harold Alexander, 1993
- 37.1 Dan Stryzinski, 1999
- 36.7 Dan Stryzinski, 1997
- 36.7 Billy Lothridge, 1969
- 36.6 Scott Fulhage, 1991
- 36.4 John James, 1973
- 36.2 Dan Stryzinski, 1995

Most Punts, Career

- 873 John James, 1972-81
- 469 Dan Stryzinski, 1995-00
- 424 Billy Lothridge, 1966-71
- 303 Scott Fulhage, 1989-
- 296 Rick Donnelly, 1985-88
- 167 Ralph Giacomarro, 1983-84
- 143 Harold Alexander, 1993-94

Most Punts, Season

- 109 John James, 1978
- 105 John James, 1977
- 101 John James, 1976
- 98 Rick Donnelly, 1988
- 96 John James, 1974
- 89 Dan Stryzinski, 1997
- 89 John James, 1975

Most Punts, Game

- 12 John James vs. Washington, 12-10-78
- 11 Rick Donnelly at Philadelphia, 10-30-88

Most Punts Inside 20, Season

- 28 John James, 1976
- 27 Dan Stryzinski, 2000
- 27 Dan Stryzinski, 1999
- 27 Rick Donnelly, 1988
- 26 John James, 1980
- 25 Chris Mohr, 2001
- 25 Dan Stryzinski, 1998
- 25 John James, 1978
- 24 Scott Fulhage, 1989
- 22 Dan Stryzinski, 1996
- 21 Dan Stryzinski, 1995
- 20 Dan Stryzinski, 1997

Longest Punt

- 75 Harold Alexander at Chicago, 10-3-93
- 75 John James vs. Oakland, 11-30-75
- 72 John James vs. NO, 9-16-73
- 71 Rick Donnelly vs. N.Y. Jets, 11-9-86

Most Fair Catches Forced, Season

- 45 Dan Stryzinski, 1997
- 34 Dan Stryzinski, 1999
- 31 Dan Stryzinski, 2000
- 29 Dan Stryzinski, 1998
- 26 Chris Mohr, 2001
- 25 Dan Stryzinski, 1996
- 21 Dan Stryzinski, 1995
- 20 Scott Fulhage, 1989
- 20 John James, 1976

INDIVIDUAL RECORDS

INTERCEPTIONS

Most Passes Intercepted, Career

- 39 Rolland Lawrence, 1973-81
- 31 Ray Brown, 1971-77
- 30 Scott Case, 1984-94
- 29 Ken Reaves, 1966-74
- 27 Ray Buchanan, 1997-01
- 27 Bobby Butler, 1981-1992
- 24 Deion Sanders, 1989-93
- 20 Tom Pridemore, 1978-85
- 17 Tom Hayes, 1971-75
- 16 Kenny Johnson, 1980-86
- 13 Ray Easterling, 1972-80
- 12 Greg Brezina, 1968-79
- 12 Tommy Nobis, 1966-76

Most Passes Intercepted, Season

- 10 Scott Case, 1988
- 9 Rolland Lawrence, 1975
- 8 Ray Brown, 1974
- 7 Ray Buchanan, 1998
- 7 Deion Sanders, 1993
- 7 Tom Pridemore, 1981
- 7 Al Richardson, 1980
- 7 Rolland Lawrence, 1977
- 7 Ken Reaves, 1967

Most Passes Intercepted, Game

- 2 - 44 times—Last time, Ashley Ambrose at Green Bay, 11-18-01

Most Consecutive Games Pass Int.

- 4 D.J. Johnson (Weeks 2-5, 1994 Season)
- 4 Ken Reaves (3 games-1970, 1-1971)

Most Interception Return Yards, Career

- 658 Rolland Lawrence, 1973-80
- 574 Ray Brown, 1971-77
- 520 Deion Sanders, 1989-93
- 439 Ken Reaves, 1966-73
- 431 Ray Buchanan, 1997-01
- 372 Tom Pridemore, 1978-85
- 264 Scott Case, 1984-94
- 246 Kenny Johnson, 1980-86
- 227 Bobby Butler, 1981-1992
- 203 Rick Byas, 1974-80
- 197 Tom Hayes, 1971-75
- 177 Vinnie Clark, 1993-94
- 186 Al Richardson, 1980-85
- 182 Tommy Nobis, 1966-76

Most Interception Return Yards, Season

- 221 Tom Pridemore, 1981
- 164 Ray Brown, 1974
- 163 Rolland Lawrence, 1975
- 153 Deion Sanders, 1990
- 153 Ken Reaves, 1967
- 139 Ashley Ambrose, 2000
- 139 Al Richardson, 1980
- 119 Vinnie Clark, 1994
- 114 Ray Buchanan, 2000
- 105 Darnell Walker, 1994
- 102 Ray Buchanan, 1998
- 85 Ray Buchanan, 2001
- 84 Jessie Tuggle, 1995

Most Interception Return Yards, Game

- 101 Tom Pridemore vs. SF (1 INT), 9-20-81

Most Interceptions For TD's, Career

- 3 Deion Sanders, 1989-93
- 2 Kenny Johnson, 1980-86
- Robert Pennywell, 1977-80
- Ray Brown, 1971-77
- Tom Hayes, 1971-75
- Tommy Nobis, 1966-76

Most Interceptions For TD's, Season

- 2 Deion Sanders, 1990
- Kenny Johnson, 1983
- Tom Hayes, 1973

Most Interceptions For TD's, Game

- 2 Kenny Johnson vs. GB (26 and 31), 11-27-83

INDIVIDUAL RECORDS

FUMBLE RECOVERIES

Most Recoveries, Career

- 13 Chuck Smith, 1992-99
- 13 Greg Brezina (12 yards), 1968-79
- 12 Tommy Nobis (6), 1966-76
- 11 Mike Gann (90), 1985-93
 - Tom Pridemore (50), 1978-85
 - Claude Humphrey (49), 1968-78
- 10 Jessie Tuggle (58), 1987-00
 - Rolland Lawrence (20), 1973-80
 - Don Hansen (14), 1969-75

Most Recoveries, Season

- 5 Jeff Yeates (0), 1979
 - Frank Reed (13), 1978
 - Ralph Ortega (14 yards), 1977
 - Greg Brezina (0), 1969

Most Recoveries, Game

- 2 Thirteen Times, Last time by Lester Archambeau at Detroit, 8-31-97

Most Yards, Fumble Recoveries, Career

- 154 Jessie Tuggle (7 recoveries), 1987-97
- 113 Bob Glazebrook (4), 1978-83
- 111 Joel Williams (8), 1979-89
- 97 Bobby Butler (8), 1981-92
- 90 Mike Gann (10), 1985-93
- 90 John Mallory (6), 1967-71

Most Yards, Fumble Recoveries, Season

- 91 Bob Glazebrook (2 recoveries), 1982
- 76 James Britt (2), 1986
- 75 Oliver Barnett (1), 1991
- 74 Jim Weatherford (3), 1969
- 69 Jessie Tuggle (1), 1992

Most TD's, Fumble Recoveries, Career

- 5* Jessie Tuggle (10 recoveries), 1987-98
(* NFL record)
- 2 Mike Gann (10), 1985-93
 - Bobby Butler (8), 1981-92
 - Joel Williams (8), 1979-89
 - Kenny Johnson (7), 1980-86
 - John Mallory (6), 1967-71

Most TD's, Fumble Recoveries, Season

- 2 Kenny Johnson, 1981
 - 1 32 Times (Last time: Jessie Tuggle vs. SF, 11-15-98, 1 yard)

Most TD's Fumble Recoveries, Game

- 1 34 Times (Last time: Jessie Tuggle vs. SF, 11-15-98, 1 yard)

Safeties, Career

- 2 Claude Humphrey, 1968-78
 - Brian Jordan, 1989-91
- 1 14 Players, last safety by Brian Jordan, Seattle, Dec. 15, 1991



INDIVIDUAL RECORDS

SACKS

Most Sacks, Career

- 94.5 (757 yds) Claude Humphrey, 1968-78
- 58.5 (321.5 yds), Chuck Smith, 1992-99
- 47.0 (395 yds) John Zook, 1969-75
- 38.5 (311 yds) Don Smith, 1979-84
- 36.5 Lester Archambeau 1993-99
- 36.0 (314 yds) Jeff Mellow, 1975-83
- 32.5 (159.5) Travis Hall, 1995-01
- 30.5 (232 yds) Rick Bryan, 1984-91
- 29.5 (162.5 yds), Mike Gann, 1985-93

Most Sacks, Season

- 16.0 Joel Williams, 1980
- 15.0 Claude Humphrey, 1976
- 12.5 Claude Humphrey, 1974
- 12.0 Patrick Kerney, 2001
- 12.0 Chuck Smith, 1997
- 12.0 Claude Humphrey, 1971
- 11.5 Claude Humphrey, 1968
- 11.0 Chuck Smith, 1994
- 10.5 Travis Hall, 1997
- 10.5 Al Richardson, 1981
- 10.0 Chuck Smith, 1999
- 10.0 Claude Humphrey, 1977
- 10.0 Jeff Mellow, 1977
- 10.0 John Zook, 1975
- 10.0 Claude Humphrey, 1973
- 9.5 Claude Humphrey, 1969
- 9.0 Chris Doleman, 1995
- 9.0 Marcus Colton, 1989
- 9.0 Don Smith, 1979
- 9.0 Greg Brezina, 1978
- 9.0 Mike Lewis, 1975
- 9.0 Claude Humphrey, 1970
- 9.0 John Zook, 1970
- 8.5 Lester Archambeau, 1997
- 8.0 Dan Owens, 1997
- 8.0 Jeff Mellow, 1980
- 8.0 John Zook, 1971

Most Sacks, Game

- 5.0 Chuck Smith at N.O., 10-12-97
- 5.0 Claude Humphrey (Twice)
- 4.0 Claude Humphrey at N.O., 12-19-71
- 3.5 Chris Doleman vs. Carolina, 9-3-95
- 3.0 Lester Archambeau at Carolina, 11-28-00
- 3.0 Chuck Smith vs. Carolina, 10-31-99
- 3.0 Travis Hall at N.O., 10-12-97
- 3.0 Clay Matthews vs. Carolina, 11-3-96

Most Sack Yards, Career

- 757 Claude Humphrey, 1968-78
- 395 John Zook, 1969-75
- 321.5 Chuck Smith, 1992-99
- 314 Jeff Mellow, 1975-83
- 311 Don Smith, 1979-84
- 232 Rick Bryan, 1984-91
- 219 Greg Brezina, 1968-69, 1971-79
- 207 Mike Lewis, 1971-79
- 187 Tim Green, 1986-93
- 185 Al Richardson, 1980-85
- 185 Joel Williams, 1979-82, 1986-89
- 159.5 Travis Hall, 1995-01
- 108 Chris Doleman, 1994-95

Most Sack Yards, Season

- 137.5 Joel Williams, 1980
- 103.5 Claude Humphrey, 1971
- 127.5 Claude Humphrey, 1976
- 91.0 Jeff Mellow, 1977
- 91.0 Al Richardson, 1981
- 88.0 Claude Humphrey, 1977
- 85.0 Chuck Smith, 1994
- 75.0 Chuck Smith, 1997



Opponents Individual Records

Most Points Scored

- 30 (5 TDs), Jerry Rice, 49ers, 10-14-90
 24 (4 TDs), Roy Jefferson, Steelers, 11-3-68
 24 (4 TDs), Dan Reeves, Cowboys, 11-5-67

Most TD's Scored

- 5, Jerry Rice, 49ers, 10-14-90
 4, Dan Reeves, Cowboys, 11-5-67
 4, Roy Jefferson, Steelers, 11-3-68

Most PAT Attempts

- 8, Chip Lohmiller, Rams, 11-10-96
 8, Don Chandler, Packers, 10-23-66

Most PAT's Made

- 8, Chip Lohmiller, Rams, 11-10-96
 8, Don Chandler, Packers, 10-23-66

Most FG Attempts

- 7, Jim Bakken, Cardinals, 12-9-73

Most FG's Made

- 6, Jeff Wilkins, 49ers, 9-29-96
 6, Jim Bakken, Cardinals, 12-9-73

Longest FG

- 56 Yds Mike Cofer, 49ers, 10-14-90
 54 Yds Jan Stenerud, Vikings, 9-16-84

Most Yds Rushing

- 208, Marshall Faulk, Rams (25 Att.), 10-15-00
 191, Greg Pruitt, Browns, (26 Att.), 10-17-76
 181, Marshall Faulk, Rams (18 Att.), 10-17-99
 181, Kenneth Davis, Bills, (20 Att.), 11-21-92

Most Carries

- 33, Lydell Mitchell, Colts, (151 yds), 11-17-74
 32, Emmitt Smith, Cowboys (160 yds), 12-22-91
 31, Mike Anderson, Broncos (131 yds), 9-10-00

Highest Average

- 10.4, Delvin Williams, 49ers, (10-104), 12-14-75
 10.2, Keith Griffin, Redskins, 16-164), 11-3-85

Most TD's Rushing

- 3, Ricky Williams, N.O., 10-22-00
 3, Barry Foster, Steelers, 9-27-93
 3, Mark Van Eeghen, Raiders, 10-14-79
 3, Lawrence McCutcheon, Rams, 12-4-76
 3, Chuck Foreman, Vikings, 11-9-75
 3, Don Nottingham, Dolphins, 11-3-74

Longest Run

- 91t, Herschel Walker, Eagles, 11-27-94
 85t, Brian Mitchell, Eagles, 10-1-00

Most Yds Passing

- 501, Johnny Unitas, Colts, 9-17-67
 476, Joe Montana, 49ers, 10-14-90
 442, Mark Rypien, Redskins, 11-10-91
 429, Joe Montana, 49ers, 10-6-85
 413, Dave Krieg, Cardinals, 11-26-95
 401, Johnny Unitas, Colts, 9-17-67

Most Passing Att

- 57, Joe Montana, 49ers, 10-6-85
 51, Steve DeBerg, 49ers, 9-27-80

Most Comp

- 37, Joe Montana, 49ers, 10-6-85
 35, Dan Marino, Dolphins, 12-3-95
 32, Steve DeBerg, 49ers, 9-27-80

Most Cons. Comp

- 17, Ken O'Brien, Jets, 11-9-86

Best Comp Pct.

- 93.8 (15-of-16), Steve Young, 10-16-94
 85.0 (17-of-20), Johnny Unitas, Colts, 11-12-67

Longest TD Pass

- 99 yds, Ron Jaworski, Eagles, 11-10-85
 97 yds, Steve Young, 49ers, 11-3-91
 93 yds, Steve DeBerg, 49ers, 9-27-80
 90 yds, Billy Joe Hobert, Saints, 10-10-99
 89 yds, Kerry Collins, Panthers, 12-17-95



Jerry Rice

Most TD Passes

- 6, Mark Rypien, Redskins, 11-10-91
 6, Joe Montana, 49ers, 10-14-90
 5, Joe Montana, 49ers, 10-16-85
 5, Terry Bradshaw, Steelers, 11-15-81

Most Had Intercepted

- 5, by Jim Hart, Cardinals, 11-9-80
 5, by Archie Manning, Saints, 9-16-73

Most Yds. Receiving

- 233, by Isaac Bruce, Rams, 11-2-97
 226, by Eddie Kennison, Rams, 12-15-96
 225, by Jerry Rice, 49ers, 10-14-90
 205, by Wes Chandler, Saints, 9-2-79
 203, by Gary Clark, Redskins, 11-10-91
 191, by Isaac Bruce, at Rams, 10-12-95

Most Receptions

- 13, by Jerry Rice, 49ers, 10-14-90
 12, by Jerry Rice, 49ers, 12-24-95
 12, by Roger Craig, 49ers, 10-6-85
 11, by Carl Pickens, Bengals, 11-24-96

Most TD Receptions

- 5, Jerry Rice, 49ers, 10-14-90
 4, Roy Jefferson, Steelers, 11-3-68

Longest Reception

- 99t, Mike Quick, Eagles, 11-10-85
 97t, John Taylor, 49ers, 11-3-91
 93t, Freddie Solomon, 49ers, 9-27-80
 90t, Eddie Kennison, Saints, 10-10-99
 89t, Willie Green, Panthers, 9-3-95

Most Interceptions

- 3, Albert Lewis, Chiefs, 9-1-91
 3, Albert Lewis, Chiefs, 12-8-85
 3, Paul Marth, Broncos, 10-18-70

Longest INT Return

- 93t, by Deion Sanders, 49ers, 10-16-94

Longest KOR

- 103t Tony Horne, Rams, 10-15-00
 102t, Tony Horne, Rams, 11-29-98
 102t, Alexander Wright, Cowboys 12-22-91

Most KOR's

- 7, Vernon Turner, Buccaneers, 10-9-94
 7, Walter Stanley, Patriots, 11-29-92
 7, Dexter Carter, 49ers, 10-13-91
 7, Stump Mitchell, Cardinals, 10-18-81
 7, John Arnold, Lions, 10-5-80

Most KOR Yards

- 199, Tyrone Hughes, Saints, 9-17-95
 198, Herschel Walker, Cowboys, 10-20-96
 193, Alexander Wright, Cowboys, 12-22-91

Most KOR TD's

- 1, 11 times, most recently, Tony Horne, Rams
 103t yards, 10-15-00

Most Punt Returns

- 9, Ralph McGill, 49ers, 10-29-72

Most Punt Return Yards

- 207, LeRoy Irvin, Rams, 10-11-81

Most TD's by Punt Return

- 2, Todd Kinchen, Rams, 12-27-92
 2, LeRoy Irvin, Rams, 10-11-81
 1, 6 times, most recently, Kinchen, Rams

Most Punts

- 11, Dave Jennings, Giants, 10-25-81
Highest Punting Avg.
 53.0, Dave Jennings, Giants, 10-25-81 (4 Min.)

Highest Return Avg.

- 31.0 (6 ret), LeRoy Irvin, Rams, 10-11-81 (3 Min)

Longest Fumble Return

- 97t, Chuck Howley, Cowboys, 9-18-66
 94t Keith Lyle, Rams, 9-24-00



Joe Montana

NFL Records

**** Where some current and former Falcons stand in the NFL's all-time record books**

Most Seasons, One Club

- 20 Jackie Slater, Rams, 1976-95
- 19 Jim Marshall, Minnesota, 1961-79
- 18 JEFF VAN NOTE, Atlanta, 1969-86
Jim Hart, St. Louis, 1966-83
Pat Leahy, Jets, 1974-91
- 17 MIKE KENN, Atlanta, 1978-94

Most Games Played, NFL History

- 340 George Blanda (Chi, Balt, Hou, Oak)
- 309 Gary Anderson (Pitt/Phil/S.F./Minn)
- 308 MORTEN ANDERSEN (N.O./Atl/NYG)

Most Field Goals, 50 or more yards

- 39 MORTEN ANDERSEN (N.O., Atl/NYG)
- 22 Nick Lowery (K.C.)
- 21 Eddie Murray (Det, Wash, Minn)
- 20 NORM JOHNSON (Sea, Atl, Pitt)
- 19 Dean Biasucci, Indianapolis/St. Louis

Field Goals, 50 or more yards, Season

- 8 MORTEN ANDERSEN 1995
- 6 Dean Biasucci, Indy, 1988
- 5 NORM JOHNSON, 1986
Fred Steinfort, 1980
- 4 NORM JOHNSON, 1992
Six others

Most Seasons 100 or More Points

- 12 MORTEN ANDERSEN
- 11 Gary Anderson
- 11 Nick Lowery

Most Consecutive Games Scoring

- 285 MORTEN ANDERSEN
- 187 Jim Breach
- 155 Ray Wersching
- 151 Fred Cox

Most Two-Point Conversions

- 6 **TERANCE MATHIS**
- 4 Gino Cappelletti
- 4 Rob Moore

Most Safeties, Season

- 2 BRIAN JORDAN, Atlanta, 1991
Eleven Others in NFL history tie

Most 50 FG's, Game

- 3 MORTEN ANDERSEN, Atlanta, 1995
- 2 PAUL MCFADDEN, 1989, Atlanta
NORM JOHNSON, 1986, Seattle
MICK LUCKHURST, 1984, Atlanta
MICK LUCKHURST, 1982, Atlanta

Several others Kickers have tied

Most Rushing Attempts, Season

- 410 **JAMAL ANDERSON, Atlanta, 1998**
- 407 James Wilder, Tampa Bay, 1984
- 404 Eric Dickerson, LA Rams, 1986
- 403 Eddie George, Tennessee, 2000
- 397 GERALD RIGGS, Atlanta, 1985

Most Passes Attempted, Game

- 70 Drew Bledsoe, N.E., 1994
- 68 George Blanda, Houston, 1964
- 66 CHRIS MILLER (as a Falcon), 1989

Lowest Int., Percentage, Season

- 0.66 Joe Ferguson, Buffalo (1-151), 1976
- 0.90 Steve DeBerg, KC (4-444), 1990
- 1.16 STEVE BARTKOWSKI, Atlanta (5-432), '83

Most Times Sacked, Game

- 12 Bert Jones, Baltimore, 1980
Warren Moon, Houston, 1985
- 11 BOB BERRY, Atlanta, 1968
Eleven Others tie

Most Receptions, 1st Five Years

- 413 Marvin Harrison, Indianapolis
- 394 ANDRE RISON (as a Falcon)
- 389 Sterling Sharpe, Green Bay

Longest Interception Return

- 103 Louis Oliver, Miami, 1992
- 103 Vencie Glenn, San Diego, 1987
- 102 Six Players
- 101 TOM PRIDEMORE, Atlanta, 1981
Four Others

Most Touchdowns, Int. Game

- 2 KENNY JOHNSON, Atlanta, 1983
(Tied with 14 others)

Most Punts, Career

- 1,216 Sean Landeta, N.Y.G./Rams/T.B./G.B./Phil
- 1,154 Dave Jennings, Giants/Jets
- 1,083 JOHN JAMES, Atlanta

Most Punts, Season

- 114 Bob Parsons, Chicago, 1981
- 109 JOHN JAMES, Atlanta, 1978
- 108 Rick Tuten, Seattle, 1992
- 108 John Teltschik, Philadelphia, 1986

Most Yards, Career Punt Returns

- 3,668 Dave Meggett, N.Y. Giants
- 3,317 BILLY "WHITE SHOES" JOHNSON,
Hous/Atl
- 3,169 Vai Sikahema, Cardinals/GB/Philly
- 3,008 Rick Upchurch, Denver

Most TD's Career Punt Returns

- 10 ERIC METCALF, Cleveland/Atlanta/Wash
- 8 Jack Christiansen, Detroit
Rick Upchurch, Denver
- 7 David Meggett, New England/N.Y. Giants
- 6 BILLY JOHNSON, Houston/Atlanta
- 6 Brian Mitchell, Washington/Philly

Most Combined KO/Punt Returns for TD's

- 12 ERIC METCALF, 1989-97, 01
- 12 Brian Mitchell, 1990-2001
- 9 Mel Gray, 1986-96
Ollie Matson, 1952-66
BILLY JOHNSON, 1974-88
Gale Sayers, 1965-71
Rick Upchurch, 1975-83
Jack Christiansen, 1951-58
Bobby Mitchell, 1958-68

Most TD's Punt Returns, Season

- 4 Jack Christiansen, Detroit, 1951
Rick Upchurch, Denver, 1976
- 3 BILLY JOHNSON, Houston, 1975
- 3 ERIC METCALF, S.D., 1997
Desmond Howard, G.B., 1996
Ernlenn Tunnell, N.Y. Giants, 1951
LeRoy Irvin, L.A. Rams, 1981

Most Kickoff Returns, Career

- 509 Brian Mitchell, Washington/Philly
- 412 Mel Gray, Detroit/Houston
- 275 RON SMITH, Atlanta

Most Kickoff Returns, Game

- 9 Noland Smith - KC, Dino Hall - Cleveland
Paul Palmer - KC, ERIC METCALF - Atl

Most Kickoff Yards, Career

- 11,735 Brian Mitchell, Washington
- 10,057 Mel Gray, Detroit/Houston
- 6,922 RON SMITH, Atlanta

Most TD's, Opp. Fumble Recoveries, Career

- 5 JESSIE TUGGLE, Atlanta, 1987-00
- 4 Bill Thompson, Denver, 1969-81
- 3 Tied by 17 Players

Most TD's, Opp. Fumble Recoveries, Season

- 2 KENNY JOHNSON, Atlanta, 1981
Tied with 22 others

Career Service

Most Seasons Played


- 18 Jeff Van Note (1969-86)
- 17 Mike Kenn (1978-1994)
- 14 Jessie Tuggle (1987-00)
- 12 Bobby Butler (1981-1992)
- 11 Steve Bartkowski (1975-85)
- 11 Tommy Nobis (1966-76)
- 11 Scott Case (1984-94)
- 10 Elbert Shelley (1987-96)
- 10 Rick Bryan (1984-93)
- 10 Claude Humphrey (1968-74, 76-78)
- 10 John James (1972-81)
- 10 Fulton Kuykendall (1975-84)



Jeff
Van Note

Most Games Played

- 251 Mike Kenn (1978-94)
- 246 Jeff Van Note (1969-86)
- 209 Jessie Tuggle (1987-00)
- 170 Bobby Butler (1981-1992)
- 162 Scott Case (1984-94)
- 154 Bob Whitfield (1992-01)**
- 155 Jim Mitchell (1969-1979)
- 155 Greg Brezina (1968-79)
- 148 John James (1972-81)
- 133 Tommy Nobis (1966-76)
- 127 Claude Humphrey (1968-74, '76-78)
- 123 Steve Bartkowski (1975-85)
- 123 Fulton Kuykendall (1975-84)
- 122 John Rade (1983-1991)
- 119 Elbert Shelley (1987-96)
- 118 Mike Gann (1984-93)



Jessie
Tuggle

Most Games Started

- 251 Mike Kenn
- 225 Jeff Van Note
- 189 Jessie Tuggle
- 143 Bob Whitfield**
- 133 Tommy Nobis
- 127 Claude Humphrey
- 126 Bobby Butler
- 122 Scott Case

Most Consecutive Games Played

- 155 Jeff Van Note (1976-86)
- 129 Bob Whitfield (1992-Week 11, 2000)**
- 110 Jessie Tuggle (1992-Week 5 of '99)
- 112 Ken Reaves (1966-73)
- 107 Buddy Curry (1980-87)
- 100 Steve Bartkowski (1977-84)
- 96 Terance Mathis (1996-Week 17 of '01)
- 94 Mike Kenn (1978-84)
- 85 Moe Gardner (1992-96)

Most Consecutive Games Started

- 123 Bob Whitfield**
(Week 1, 1993 – Week 11, 2000)
- 112 Jeff Van Note (1970-84)
- 100 Steve Bartkowski
(Week 8, 1977 – Week 10, 1984)
- 90 Mike Kenn (1978 – Week 2, 1984)
- 96 Terance Mathis (Week 1, 1996 -
Week 17, 2001)
- 89 Jessie Tuggle
(Week 3, 1992 – Week 11, 1997)
- 86 Jim Mitchell
(Week 5, 1971 – Week 6, 1977)
- 79 Buddy Curry (1980 – Week 6, 1985)
- 78 Tom Pridemore
(Week 12, 1979 – Week 16, 1984)

Most Pro Bowl Appearances

- 6 Claude Humphrey
(1970, 71, 72, 73, 74, 77)
- 6 Jeff Van Note
(1974, 75, 79, 80, 81, 82)
- 5 Jessie Tuggle (1992, 94, 95, 97, 98)
- 5 Tommy Nobis (1966, 67, 68, 70, 72)
- 5 Mike Kenn (1980, 81, 82, 83, 84)
- 4 Elbert Shelley (1992, 93, 94, 95)
- 4 Andre Rison (1990, 91, 92, 93)
- 4 Bill Fralic (1986-89)
- 4 William Andrews (1980, 81, 82, 83)

Most Consecutive Pro Bowl Appearances

- 5 Claude Humphrey (1970-74)
- 5 Mike Kenn (1980-84)
- 4 Elbert Shelley (1992-95)
- 4 Andre Rison (1990-93)
- 4 William Andrews (1980-83)
- 4 Jeff Van Note (1979-82)

Consecutive Streaks

SCORING

Most Consecutive Games, Scoring

- 96 Morten Andersen (Week 1, 1995 through Week 17, 2000)
- 68 Mick Luckhurst (Week 1, 1981 through Week 11, 1985)

Most Consecutive Games Scoring TD

- 6 Terance Mathis, 1998 (all receiving)
- 5 Eric Metcalf, 1995 (3 rec, 1 return)
- 4 Bert Emanuel, 1997 (all receiving)
- 4 Andre Rison, 1993 (all receiving)
- 4 Gerald Riggs, 1986 (all rushing)
- 4 Jim Mitchell, 1975 (3 rec, 1 fumble)
- 4 Dave Hampton, 1975 (3 rush, 1 rec)

Most Consecutive Games With TD Pass

- 27 Chris Chandler
(Week 3, 1997 - Week 3, 1999)
- 14 Chris Miller
(Week 11, 1991 - Week 8, 1992)
- 14 Steve Bartkowski
(Week 7, 1980 - Week 4, 1981)

Most Consecutive Games With TD Catch

- 6 Terance Mathis, 1998
- 4 Bert Emanuel, 1997
- 4 Andre Rison, 1993
- 4 Andre Rison, 1991
- 3 Eight Times - Last by T. Martin - '98

KICKING

Most Consecutive PAT's

- 139 Norm Johnson, 1991-94
- 134 Mick Luckhurst, 1983-1987

Most Consecutive Games FG Made

- 14 Jay Feely, 2001
- 11 Norm Johnson, 1993
- 10 Morten Andersen, 1997
- 10 Morten Andersen, 1996
- 8 Nick Mike-Mayer, 1973

Most Consecutive Field Goals

- 26 Norm Johnson, 1992-93
- 18 Morten Andersen, 1995
- 17 Mick Luckhurst, 1984-85
- 15 Norm Johnson, 1991
- 14 Norm Johnson, 1994
- 12 Morten Andersen, 1996
- 10 Morten Andersen, 1997
- 10 Morten Andersen, 1995



Morten Andersen

RUSHING

Most Consecutive 100-Yard Games

- 6 Jamal Anderson, 1998
- 4 Gerald Riggs, 1985
- 3 Gerald Riggs, 1986
- 3 William Andrews, 1983

Most Consecutive 1,000-yard Seasons

- 3 Jamal Anderson, 1996-98
- 3 Gerald Riggs, 1984-86
- 3 William Andrews, 1979-81

RECEIVING

Most Consecutive Games With Reception

- 103 Alfred Jenkins, 1975-1983
- 59 Terance Mathis, 1997-00
- 57 Andre Rison, 1990-94

Most Consecutive 100-Yard Games

- 4 Terance Mathis, 1994 (Nov. 13 10-125, Nov. 20 8-168, Nov. 27 10-124, Dec. 4 7-128)
- 4 Andre Rison, 1990 (Sept. 23 11-128, Oct. 7 10-154, Oct. 14 9-172, Oct. 21 5-161)
- 3 Stacey Bailey, 1983 (Oct. 27-106, Oct. 9, 7-109, Oct. 16, 6-106)

PASSING

Most Consecutive Passes Completed

- 13 Jeff George vs. Detroit, 11-5-95
- 13 Jeff George vs. NO, 12-11-94
- 12 Jeff George at Det, 9-4-94
- 11 Jeff George vs. Philadelphia, 9-22-96
- 11 Jeff George vs. Det., 11-5-95
- 10 Bobby Hebert vs. N.O., 11-17-96
- 10 Chris Miller vs. Dallas, 9-17-89
- 10 Steve Bartkowski vs. Rams, 10-7-84
- 10 Steve Bartkowski vs. Hou, 11-29-81
- 10 Randy Johnson vs. Detroit (6) 11-9-69 and Chicago (4) 11-16-69

Most Consecutive Passes Without INT

- 197 Steve Bartkowski, 1982-83
- 185 Chris Miller, 1989

Most Consecutive Games With TD Pass

- 22 Chris Chandler, 1997-99
- 14 Chris Miller, 1991-92
- 14 Steve Bartkowski, 1980-81
- 13 Chris Miller, 1989-90

INTERCEPTIONS

Most Consecutive Games Pass INT

- 4 Ken Reaves
(Last 3-1970, Opener-1971)

Top Performances

RUSHING YARDAGE

202 - Gerald Riggs vs. N.O., 9-2-84 (35 att)
 197 - Gerald Riggs vs. K.C., 12-8-85 (26 att)
 192 - Erric Pegram vs. S.F., 9-19-93 (27 att)
 188 - Jamal Anderson at StL, 11-29-98 (31 att)
 180 - Erric Pegram at Cin, 12-26-93 (37 att)
 172 - Jamal Anderson vs. StL, 11-1-98 (22 att)
 172 - Gerald Riggs vs. Miami, 11-30-88 (33 att)
 167 - William Andrews vs. N.O., 9-2-79 (30 att)
 162 - Jamal Anderson vs. StL, 11-2-97 (20 att)
 162 - Steve Broussard vs. Wash, 12-19-93 (26 att)
 161 - William Andrews vs. Mia, 12-10-83 (21 att)
 161 - Dave Hampton vs. L.A., 10-1-72 (29 att)
 158 - Gerald Riggs vs. N.O., 12-22-85 (39 att)
 158 - William Andrews vs. Buff, 12-17-83 (28 att)
 155 - Mike Rozier vs. Dallas, 12-30-90 (21 att)
 152 - Jamal Anderson at Arizona, 12-21-97 (33 att)
 150 - William Andrews vs. Phil, 10-2-83 (25 att)
 150 - William Andrews vs. Det, 9-18-83 (32 att)
148 - Maurice Smith vs. Dallas, 11-11-01 (27 att)
 148 - Jamal Anderson at N.O., 12-13-98 (27 att)
 147 - Jamal Anderson at Det., 12-20-98 (30 att)
 145 - Lynn Cain vs. L.A. Rams, 10-7-84 (35 att)
 141 - Gerald Riggs vs. L.A. Rams, 10-12-86 (35 att)
 139 - Gerald Riggs vs. Sea, 10-13-85 (23 att)
 136 - Gerald Riggs vs. S.F., 9-30-84 (28 att)
 136 - Gerald Riggs vs. Ind, 12-7-86 (30 att)
 135 - Dave Hampton vs. StL, 9-21-75 (23 att)
 134 - Gerald Riggs vs. Wash, 11-5-84 (27 att)
 133 - Gerald Riggs vs. S.F., 12-2-84 (30 att)
 132 - Jamal Anderson vs. N.O., 10-18-98 (25 att)
 131 - Gerald Riggs vs. Det, 9-8-85 (31 att)
 131 - William Andrews vs. S.D., 12-2-79 (21 att)
 129 - Gerald Riggs vs. Phil, 11-10-85 (27 att)
 129 - William Andrews vs. G.B., 11-27-83 (20 att)
 129 - Haskel Stanback vs. N.O., 12-18-77 (22 att)
 129 - Gerald Riggs vs. T.B., 9-28-86 (27 att)
 128 - Erric Pegram at L.A. Rams, 11-14-93 (27 att)
 127 - Gerald Riggs vs. Wash, 11-3-85 (22 att)
 127 - Gerald Riggs vs. Dallas, 10-27-85 (24 att)
 127 - Jim Butler vs. S.F., 10-4-70 (17 att)
 126 - William Andrews vs. S.F., 9-25-83 (28 att)
 125 - William Andrews vs. N.E., 10-30-83 (25 att)
 125 - John Settle vs. Den, 10-16-88 (25 att)
 124 - William Andrews vs. N.E., 9-14-80 (19 att)
 123 - Jamal Anderson at S.F., 9-27-98 (13 att)
 123 - Erric Pegram at N.O., 10-24-93 (34 att)
 123 - Gerald Riggs vs. L.A. Rams, 11-17-85 (41 att)
 123 - Lynn Cain vs. Minn, 9-7-80 (24 att)
 123 - Woody Thompson vs. N.O., 11-20-77 (24 att)
 122 - Jamal Anderson vs. Ind, 12-6-98 (30 att)
 121 - William Andrews vs. Phil, 9-10-79 (24 att)
 120 - Craig Heyward vs. N.Y. Jets, 9-24-95 (19 att)
 120 - Gerald Riggs vs. Wash, 9-20-87 (23 att)
 120 - Gerald Riggs vs. Hou, 9-23-84 (25 att)
 119 - Jamal Anderson at Det, 11-12-00 (25 att)
 119 - William Andrews vs. Rams, 11-21-82 (21 att)
 119 - William Andrews vs. Rams, 10-11-81 (21 att)
 119 - Gerald Riggs vs. Dallas, 12-6-87 (30 att)
 117 - Jamal Anderson vs. Car, 10-4-98 (31 att)
 117 - Craig Heyward vs. Rams, 11-19-95 (20 att)
 117 - Junior Coffey vs. Cleve, 10-30-66 (17 att)
 115 - William Andrews vs. StL, 11-9-80 (20 att)
 115 - William Andrews vs. Rams, 12-14-81 (23 att)
 115 - Gerald Riggs vs. S.F., 9-18-88 (19 att)
 115 - John Settle vs. Seattle, 10-2-88 (21 att)
 115 - Mike Rozier vs. T.B., 12-2-90 (23 att)
 114 - Jim Butler vs. N.O., 10-24-71 (20 att)
 113 - Gerald Riggs vs. Hou, 10-25-87 (21 att)
 112 - Gerald Riggs vs. Cin, 11-15-87 (23 att)
 112 - Haskel Stanback vs. T.B., 9-24-78 (23 att)
 111 - William Andrews vs. Rams, 10-26-80 (20 att)
 111 - William Andrews vs. Wash, 11-30-80 (24 att)
 110 - Gerald Riggs vs. Chi, 11-24-85 (30 att)
 109 - Jamal Anderson vs. Car, 11-3-96 (22 att)

109 - Gerald Riggs vs. Dallas, 9-21-86 (25 att)
 108 - Jamal Anderson at Car, 9-1-96 (14 att)
 108 - William Andrews vs. S.F., 12-19-82 (24 att)
 108 - Gerald Riggs vs. StL, 9-14-86 (29 att)
 107 - Jamal Anderson vs. K.C., 12-24-00 (28 att)
 107 - Sonny Collins vs. S.F., 11-14-76 (31 att)
 106 - Dave Hampton vs. Denver, 11-23-75 (26 att)
 105 - William Andrews vs. S.F., 12-4-80 (18 att)
 104 - Jamal Anderson at N.E., 11-8-98 (32 att)
 104 - Bubba Bean vs. Rams, 11-19-79 (17 att)
 104 - Cliff Austin vs. N.O., 9-7-86 (27 att)
 104 - Steve Broussard vs. S.F., 10-13-91 (10 att)
 103 - Jamal Anderson vs. Mia, 12-27-98 (18 att)
 103 - Jamal Anderson at Det, 10-6-96 (16 att)
 103 - Art Malone vs. Rams, 10-1-72 (18 att)
 102 - Byron Hanspard vs. Ari., 12-26-99 (26 att)
 102 - Craig Heyward at N.O., 9-17-95 (25 att)
 102 - Lynn Cain vs. Det, 10-5-80 (21 att)
 102 - John Settle vs. N.O., 9-11-88 (10 att)
 102 - Mike Rozier vs. Rams, 12-23-90 (21 att)
 101 - William Andrews vs. Phil, 12-7-80 (18 att)
 101 - William Andrews vs. Hou, 11-19-81 (25 att)
 101 - Dave Hampton vs. N.O., 10-5-75 (25 att)
 101 - Steve Broussard vs. S.D., 9-15-91 (20 att)
 100 - Jamal Anderson vs. S.F., 11-15-98 (31 att)
 100 - Sonny Collins vs. Sea, 11-7-76 (17 att)
 100 - William Andrews vs. S.F., 9-28-80 (21 att)

RECEIVING YARDAGE

198 - Terance Mathis at N.O., 12-13-98 (6 rec)
 193 - Andre Rison at Det, 9-4-94 (14 rec)
 193 - Alfred Jackson vs. S.F., 12-2-84 (11 rec)
 190 - Michael Haynes vs. Wash, 12-17-89 (6 rec)
 190 - Ken Burrow vs. Det, 10-3-71 (6 rec)
 190 - Ken Burrow vs. N.O., 12-19-71 (8 rec)
 184 - Terance Mathis vs. Rams, 11-19-95 (10 rec)
 187 - Michael Haynes vs. N.O., 11-24-91 (6 rec)
 182 - Michael Haynes vs. N.O., 9-12-93 (7 rec)
 179 - Alfred Jenkins vs. N.O., 11-1-81 (5 rec)
 177 - Andre Rison vs. Chi, 9-27-92 (10 rec)
 173 - Bert Emanuel vs. Rams, 12-15-96 (9 rec)
 172 - Andre Rison vs. S.F., 10-14-90 (9 rec)
 169 - Stacey Bailey vs. Dallas, 9-25-88 (4 rec)
 166 - Terance Mathis at Pitt, 10-25-99 (12 rec)
 163 - Terance Mathis at Den, 11-20-94 (8 rec)
162 - Tim Dwight vs. S.F., 1-3-00 (7 rec)
 161 - Andre Rison vs. Rams, 10-21-90 (5 rec)
 159 - Stacey Bailey vs. Wash, 12-4-83 (9 rec)
 158 - Stacey Bailey vs. Rams, 10-7-84 (7 rec)
 155 - Eric Metcalf at N.O., 9-17-95 (11 rec)
 154 - Andre Rison vs. N.O., 10-7-90 (10 rec)
 153 - Billy Johnson vs. N.O., 10-20-85 (11 rec)
 153 - Wallace Francis vs. NYG, 10-1-78 (7 rec)
 152 - Alfred Jenkins vs. Wash, 9-25-77 (7 rec)
148 - Shawn Jefferson vs. S.F., 9-3-00 (7 rec)
 148 - Wallace Francis vs. S.F., 12-14-80 (4 rec)
 148 - Michael Haynes vs. Dallas, 12-22-91 (5 rec)
 147 - Andre Rison vs. T.B., 12-31-93 (11 rec)
 147 - Alfred Jenkins vs. S.F., 12-14-75 (7 rec)
 146 - Floyd Dixon vs. Phil, 10-5-86 (8 rec)
 144 - Alex Hawkins vs. Phil, 9-18-66 (9 rec)
 143 - Jim Mitchell vs. L.A. Rams, 9-26-71 (4 rec)
 140 - Tony Martin vs. Ind, 12-6-98 (7 rec)
 140 - Stacey Bailey vs. Phil, 12-16-84 (8 rec)
 138 - Wallace Francis vs. Den, 9-16-79 (8 rec)
 136 - Bert Emanuel vs. Ariz, 12-24-94 (4 rec)
 136 - Billy Johnson vs. Raiders, 12-1-85 (6 rec)
 136 - Alfred Jenkins vs. Cleve, 9-27-81 (6 rec)
 136 - Alfred Jenkins vs. Mia, 9-21-80 (4 rec)
 134 - Alfred Jenkins vs. S.F., 11-8-81 (7 rec)
 130 - Terance Mathis at S.F., 9-27-98 (7 rec)
 129 - Alfred Jenkins vs. Den, 9-16-79 (5 rec)
 128 - Terance Mathis at S.F., 12-4-94 (7 rec)
 128 - George Thomas vs. Minn, 9-8-91 (7 rec)
 128 - Andre Rison vs. S.F., 9-23-90 (11 rec)

TOP PERFORMANCES

126 - Shawn Collins vs. G.B., 10-1-89 (5 rec)
 125 - Terance Mathis at N.O., 9-13-94 (10 rec)
 124 - Terance Mathis vs. Phil, 11-27-94 (10 rec)
 124 - Andre Rison vs. G.B., 12-1-91 (8 rec)
 124 - Alfred Jenkins vs. N.O., 9-2-79 (6 rec)
 123 - Terance Mathis at Car, 9-1-96 (4 rec)
 123 - Terance Mathis vs. K.C., 9-18-94 (13 rec)
 123 - Andre Rison vs. Rams, 9-11-94 (12 rec)
 123 - Alfred Jenkins vs. Det, 9-18-83 (5 rec)
 122 - Eric Metcalf at Cin, 11-24-96 (9 rec)
 122 - Alfred Jenkins vs. Rams, 11-5-72 (7 rec)
 121 - Bert Emanuel at T.B., 10-22-95 (9 rec)
 120 - Andre Rison vs. Rams, 11-14-93 (5 rec)
 120 - Wes Chesson vs. Rams, 11-5-72 (7 rec)
 120 - Paul Flatley vs. Phil, 12-14-69 (4 rec)
 119 - Charlie Brown vs. N.O., 9-7-86 (7 rec)
 117 - Terance Mathis at N.E., 11-8-98 (8 rec)
 117 - Junior Miller vs. N.E., 9-14-80 (8 rec)
 118 - Andre Rison at N.O., 11-13-94 (8 rec)
 116 - Tony Martin vs. N.O., 10-18-98 (7 rec)
 116 - Bert Emanuel vs. Minn, 9-8-96 (9 rec)
 115 - Aubrey Matthews vs. StL, 11-29-87 (7 rec)
 113 - Alfred Jackson vs. S.F., 11-22-78 (4 rec)
 113 - Michael Haynes vs. T.B., 12-13-92 (5 rec)
 113 - Paul Flatley vs. Rams, 9-28-69 (6 rec)
 112 - Charlie Brown vs. N.Y. Jets, 11-9-86 (6 rec)
 112 - Michael Haynes vs. Rams, 12-8-91 (6 rec)
 110 - Billy Johnson vs. Den, 9-22-85 (7 rec)
 110 - Paul Gibson vs. Rams, 11-22-70 (5 rec)
 110 - Lynn Cain vs. Oak, 10-24-79 (6 rec)
 110 - Charlie Brown vs. T.B., 9-28-86 (7 rec)
 110 - Michael Haynes vs. Rams, 10-27-91 (4 rec)
109 - Shawn Jefferson at Oak, 11-26-00 (7 rec)
 109 - Tony Martin at N.O., 12-13-98 (8 rec)
 109 - Bert Emanuel at Rams, 11-10-96 (4 rec)
 109 - Stacey Bailey vs. N.O., 10-9-83 (7 rec)
 109 - Milton Barney vs. Rams, 10-18-87 (6 rec)
 109 - Jim Mitchell vs. Rams, 12-1-74 (7 rec)
108 - Maurice Smith at Ari, 9-30-01 (2 rec)
 108 - Bert Emanuel vs. StL, 11-2-97 (6 rec)
 108 - Wallace Francis vs. Rams, 12-9-79 (10 rec)
 108 - Billy Ryckman vs. Chi, 11-19-78 (8 rec)
 108 - Arthur Cox vs. N.Y. Jets, 11-9-86 (4 rec)
 107 - Terance Mathis at Car, 10-26-97 (8 rec)
 107 - Drew Hill vs. Rams, 12-27-92 (8 rec)
 106 - Andre Rison vs. Det, 9-5-93 (6 rec)
 106 - Stacey Bailey vs. Phil, 10-2-83 (7 rec)
 106 - Stacey Bailey vs. Rams, 10-16-83 (6 rec)
 106 - William Andrews vs. Den, 12-5-82 (3 rec)
 106 - Alfred Jenkins vs. Oak, 11-30-75 (4 rec)
 106 - Alfred Jenkins vs. Den, 11-23-75 (6 rec)
 106 - John Settle vs. S.D., 11-13-88 (10 rec)
 106 - Eric Metcalf at T.B., 10-22-95 (4 rec)
 105 - Tony Martin vs. Mia., 12-27-98 (3 rec)
 105 - Floyd Dixon vs. Wash, 9-20-87 (5 rec)
 105 - Alfred Jenkins vs. N.Y. Giants, 11-11-79 (6 rec)
 105 - Harmon Wages vs. N.O., 12-7-69 (3 rec)
 105 - Michael Haynes vs. Wash, 11-10-91 (2 rec)
 105 - Mike Pritchard vs. Dallas, 12-21-92 (9 rec)
 104 - Bert Emanuel at N.O., 9-17-95 (6 rec)
 104 - Bert Emanuel vs. Det, 11-5-95 (7 rec)
 102 - Tim Dwight at Car, (11-28-99) (5 rec)
 102 - Terance Mathis at Car, 12-17-95 (8 rec)
 102 - Stacey Bailey vs. Minn, 9-16-84 (4 rec)
 102 - Alfred Jenkins vs. N.O., 11-2-75 (4 rec)
 102 - Alfred Jenkins vs. Hou, 11-28-76 (5 rec)
 102 - Alfred Jenkins vs. StL, 12-17-78 (5 rec)
 101 - Terance Mathis at Dallas, 10-20-96 (5 rec)
 101 - Paul Flatley vs. Balt, 10-5-69 (3 rec)
 101 - Alfred Jenkins vs. G.B., 12-12-76 (6 rec)
 101 - Alfred Jenkins vs. StL, 10-18-81 (4 rec)
 101 - Michael Haynes vs. Dallas, 12-21-92 (5 rec)
 100 - Tony Martin vs. Chi, 11-22-98 (6 rec)
 100 - Bert Emanuel at Buff, 11-12-95 (6 rec)
 100 - Andre Rison vs. Clev, 12-16-90 (6 rec)
 100 - Andre Rison vs. Miami, 10-11-92 (7 rec)

PASSING YARDAGE

431 - Chris Chandler vs. Buff, 12-23-01 (28-of-40)
 416 - Steve Bartkowski vs. Pitt, 11-15-81 (33-of-50)
 386 - Jeff George at N.O., 9-17-95 (27-of-39)
 378 - Steve Bartkowski vs. StL, 11-9-80 (31-of-47)
 375 - Steve Bartkowski vs. Raiders, 9-19-82 (36-of-54)
 374 - Wade Wilson vs. Rams, 12-27-92 (31-of-47)
 372 - Steve Bartkowski vs. Hou, 11-29-81 (18-of-25)
 366 - Steve Bartkowski vs. Det, 9-18-83 (24-of-34)
 366 - Chris Miller vs. N.O., 10-7-90 (23-of-44)
 363 - Bobby Hebert vs. Rams, 12-15-96 (28-of-49)
 364 - Jeff George vs. Phil, 11-27-94 (26-of-46)
 362 - Jeff George vs. Det, 11-5-95 (31-of-40)
 352 - Chris Chandler at G.B., 11-18-01 (29-of-50)
 352 - Jeff George vs. Rams, 11-19-95 (20-of-34)
 351 - Chris Miller vs. Chi, 9-27-92 (30-of-48)
 350 - Dave Archer vs. N.Y. Jets, 11-9-86 (21-of-36)
 345 - Chris Chandler at N.O., 12-13-98 (19-of-28)
 342 - Wade Wilson vs. Dallas, 12-21-92 (30-of-41)
 340 - Chris Miller vs. Rams, 10-8-89 (28-of-39)
 337 - Chris Miller vs. S.F., 9-23-90 (25-of-41)
 335 - Erik Kramer vs. Rams, 10-18-87 (27-of-46)
 334 - Chris Miller vs. Det, 12-24-89 (37-of-66)
 332 - Steve Bartkowski vs. Mia, 9-21-80 (18-of-36)
 328 - Jeff George at N.O., 11-13-94 (29-of-49)
 326 - Steve Bartkowski vs. Den, 9-16-79 (20-of-29)
 325 - Chris Miller vs. Dallas, 12-22-91 (19-of-39)
 324 - Wade Wilson vs. T.B., 12-13-92 (19-of-26)
 317 - Bobby Hebert vs. Hou, 12-5-93 (30-of-52)
 315 - Chris Chandler at Car, 11-28-99 (24-of-42)
 315 - Bobby Hebert vs. Dallas, 11-21-93 (24-of-32)
 313 - Steve Bartkowski vs. NYJ, 10-23-83 (25-of-36)
 312 - Steve Bartkowski vs. N.O., 9-2-79 (22-of-38)
 311 - Steve Bartkowski vs. NYG, 10-25-81 (24-of-28)
 310 - Jeff George at Car, 12-17-95 (29-of-53)
 310 - Chris Miller vs. Wash, 12-17-89 (17-of-35)
 309 - Bob Berry vs. Det, 10-3-71 (13-of-23)
 307 - Bobby Hebert at Cin, 11-24-96 (23-of-40)
 306 - Chris Chandler vs. S.F., 1-3-00 (19-of-37)
 305 - Steve Bartkowski vs. S.F., 12-14-75 (19-of-37)
 303 - Mike Moroski vs. G.B., 11-27-83 (22-of-35)
 302 - Bob Berry vs. G.B., 9-27-70 (28-of-44)
 301 - Bob Berry vs. Rams, 9-26-71 (15-of-22)
 301 - Steve Bartkowski vs. S.F., 11-20-83 (28-of-39)
 300 - Chris Miller vs. Minn, 9-8-91 (27-of-41)

LONG RUNS FROM SCRIMMAGE (50 YARDS OR MORE)

77 - Byron Hanspard vs. Oak, 9-14-97
 67 - Mike Rozier vs. Dallas, 12-30-90
 66t - Harmon Wages vs. N.O., 12-7-69
 65 - Ernie Wheelwright vs. L.A., 9-11-66
 62 - John Settle vs. N.O., 9-11-88
 60t - Jim Butler vs. Detroit, 12-8-68
 60t - Bubba Bean vs. T.B., 11-4-79
58 - Maurice Smith vs. N.E., 11-4-01
 57 - Byron Hanspard vs. Den, 9-28-97
 57 - Gerald Riggs vs. N.O., 9-2-84
 56 - Dave Hampton vs. Rams, 10-1-72
 55t - Haskel Stanback vs. Detroit, 9-23-79
53 - Bob Christian at Car, 11-25-01
 53 - Byron Hanspard vs. Phil, 12-14-97
 50 - Gerald Riggs vs. K.C., 12-8-85
 50t - Steve Broussard vs. Cin, 10-28-90

LONG PASS COMPLETIONS (75 YARDS OR MORE)

98t - Bobby Hebert to Michael Haynes vs. New Orleans, Sept. 12, 1993
 94t - Chris Chandler to Jamal Anderson vs. Carolina, Sept. 23, 2001
 89t - Chris Miller to Michael Haynes vs. Washington, Sept. 13, 1992
 88t - Bob Berry to Harmon Wages vs. New Orleans, Dec. 7, 1969

TOP PERFORMANCES

- 86t - Steve Bartkowski to William Andrews vs. Denver, Dec. 5, 1982
- 85t - Jeff George to Bert Emanuel vs. Arizona, Dec. 24, 1994
- 84 - Bob Berry to Ken Burrow vs. New Orleans, Dec. 19, 1971
- 82t - Randy Johnson to Ray Ogden vs. San Francisco, Dec. 10, 1967
- 81t - Jeff George to Terance Mathis at San Francisco, Dec. 4, 1994
- 81t - Steve Bartkowski to Wallace Francis vs. San Francisco, Dec. 14, 1980
- 80t - Chris Miller to Michael Haynes vs. New Orleans, Nov. 24, 1991
- 79t - Chris Chandler to Maurice Smith at Arizona, 9-30-01
- 78t - Chris Chandler to Terance Mathis vs. San Francisco, Nov. 15, 1998
- 76t - Steve Bartkowski to Floyd Hodge vs. San Francisco, Sept. 25, 1983
- 75t - Tom Moore to Tommy McDonald vs. Baltimore, Nov. 12, 1967
- 75t - Chris Miller to Andre Rison vs. San Francisco, Oct. 14, 1990
- 75t - Billy Joe Tolliver to Michael Haynes vs. Washington, Nov. 10, 1991

LONG PUNTS (65 YARDS OR MORE)

- 75 - Harold Alexander vs. Chi, 10-3-93
- 75 - John James vs. Oakland, 11-30-75
- 72 - John James vs. N.O., 9-16-73
- 71 - Rick Donnelly vs. N.Y. Jets, 11-9-86
- 70 - Billy Lothridge vs. Clev., 10-27-68
- 68 - Rick Donnelly vs. Wash., 11-3-85
- 68 - Rick Donnelly vs. Phil., 10-5-86
- 67 - John James vs. N.O., 10-31-76
- 65 - Rick Donnelly vs. Chi, 11-16-86
- 65 - Scott Fulhage vs. N.E., 10-15-89

LONG FIELD GOALS (50 YARDS OR MORE)

- 59 - Morten Andersen vs. S.F., 12-24-95
- 55 - Jay Feely, at Arizona, 9-30-01**
- 55 - Morten Andersen at N.O., 10-12-97
- 55 - Morten Andersen vs. N.O., 12-10-95
- 55 - Morten Andersen vs. N.O., 12-10-95
- 54 - Morten Andersen at Dallas, 10-20-96
- 54 - Morten Andersen vs. N.E., 10-1-95
- 54 - Norm Johnson vs. Detroit, 9-5-93
- 54 - Norm Johnson vs. NY Jets, 9-6-92
- 54 - Norm Johnson vs. N.E., 11-29-92
- 54 - Paul McFadden vs. Buff, 11-5-89
- 53 - Morten Andersen at N.Y.J., 10-25-98
- 53 - Greg Davis vs. Phil, 11-18-90
- 52 - Jay Feely vs. Buffalo, 12-23-01**
- 52 - Morten Andersen vs. S.F., 12-24-95
- 52 - Norm Johnson vs. Miami, 10-11-92
- 52 - Greg Davis vs. G.B., 11-6-88
- 52 - Mick Luckhurst vs. Seattle, 10-13-85
- 52 - Mick Luckhurst vs. Rams, 10-7-84
- 52 - Nick Mike-Mayer vs. S.F., 10-28-73
- 51 - Morten Andersen at S.F., 11-19-00
- 51 - Morten Andersen vs. Oak, 9-14-97
- 51 - Morten Andersen vs. N.O., 12-10-95
- 51 - Morten Andersen vs. Carolina, 9-3-95
- 51 - Norm Johnson vs. Clev, 11-28-93
- 51 - Norm Johnson vs. S.F., 10-18-92
- 51 - Mick Luckhurst vs. Det, 9-9-84
- 51 - Mick Luckhurst vs. Den, 12-5-82
- 51 - Mick Luckhurst vs. Den, 12-5-82
- 50 - Morten Andersen vs. N.O., 10-22-00
- 50 - Morten Andersen vs. Chi, 11-22-98
- 50 - Morten Andersen at Buffalo, 11-12-95
- 50 - Norm Johnson vs. Phil, 11-27-94

- 50 - Paul McFadden vs. Buffalo, 11-5-89
- 50 - Mick Luckhurst vs. T.B., 9-13-87
- 50 - Mick Luckhurst vs. Det, 12-27-87
- 50 - Mick Luckhurst vs. Rams, 10-7-84
- 50 - Tim Mazzetti vs. Buffalo, 11-2-80
- 50 - Norm Johnson vs. N.O., 11-24-91

LONG INTERCEPTION RETURNS (60 YARDS OR MORE)

- 101t - Tom Pridemore vs. S.F., 9-20-81
- 90t - Ken Reaves vs. L.A. Rams, 10-20-68
- 87t - Rolland Lawrence vs. Oak, 11-30-75
- 82t - Deion Sanders vs. Hou, 9-9-90
- 81t - Rolland Lawrence vs. S.D., 10-21-73
- 77t - Lee Calland vs. Baltimore, 9-17-67
- 74 - Vinnie Clark vs. T.B., 10-9-94
- 73t - Jimmy Burson vs. S.F., 12-15-68
- 72t - Rick Byas vs. N.O., 11-20-77
- 71t - Alton Montgomery vs. Carolina, 9-3-95
- 65t - Tom Hayes vs. N.O., 9-16-73
- 62t - Bob Riggle vs. Minnesota, 12-4-66
- 61t - Deion Sanders vs. Dallas., 12-30-90
- 60 - Ray Buchanan vs. T.B., 11-5-00**

LONG PUNT RETURNS (50 YARDS OR MORE)

- 79t - Deion Sanders vs. Cin, 10-28-90
- 77t - Tom McCauley vs. N.O., 10-25-70
- 75t - John Mallory vs. Minn, 12-20-70
- 74 - Darrien Gordon vs. Dallas, 11-11-01
- 72t - Gerald Tinker vs. N.O., 9-29-74
- 71t - Billy Johnson vs. N.Y. Jets, 10-23-83
- 71t - Billy Johnson vs. Rams, 11-21-82
- 70t - Tim Dwight at Philadelphia, 10-1-00
- 70t - Tim Dwight vs. San Francisco, 1-3-00
- 68t - Deion Sanders vs. Rams, 9-10-89
- 67 - Darrien Gordon at Ind, 12-16-01
- 66t - Eric Metcalf at St. L. Rams, 10-12-95
- 60 - Dennis Pearson vs. Detroit, 9-23-79
- 68 - Lew Barnes vs. Philadelphia, 10-30-88
- 57 - Ray Brown vs. Philadelphia, 11-11-73
- 57 - Al Dodd vs. Chicago, 10-13-74
- 56 - Kenny Johnson vs. Chicago, 9-23-80
- 51 - Tony Smith vs. Tampa Bay, 10-31-93

LONG KICKOFF RETURNS (50 YARDS OR MORE)

- 100t - Darrick Vaughn at Den, 9-10-00**
- 100t - Deion Sanders vs. S.F., 10-13-91
- 100t - Dennis Pearson vs. Cards, 12-17-78
- 99t - Byron Hanspard at S.D., 12-7-97
- 99t - Deion Sanders vs. Wash, 9-13-92
- 99t - Ron Smith vs. Baltimore, 9-17-67
- 97t - Tony Smith vs. Pitt, 9-27-93
- 97t - Sylvester Stamps vs. S.F., 12-20-87
- 96t - Darrick Vaughn at St.L., 1-6-02**
- 96t - Darrick Vaughn at St.L., 10-15-00**
- 94t - Cliff Austin vs. N.O., 10-20-85
- 93t - Tim Dwight vs. Car, 10-4-98
- 93t - Byron Hanspard at Sea, 11-30-97
- 88t - Darrick Vaughn at N.O., 12-17-00**
- 82 - Jim Butler vs. G.B., 11-22-71
- 80 - Ron Smith vs. Chicago, 11-27-66
- 76t - Keith Jones vs. Dallas, 12-30-90
- 74 - Sylvester Stamps vs. Hou, 10-25-87
- 73t - Deion Sanders vs. Buffalo, 11-22-92
- 72 - Deion Sanders vs. N.O., 10-29-89
- 71 - Joe McIntosh vs. Rams, 10-18-87
- 69 - Clarence Verdin at N.O., 11-13-94
- 66 - Larry Emery vs. Cards, 11-29-87
- 62 - Tony Smith vs. N.O., 10-24-93
- 61 - Jim Butler vs. Wash, 11-23-69
- 60 - Deion Sanders vs. N.E., 10-15-89
- 60 - Deion Sanders vs. N.O., 12-8-92
- 60 - Tony Smith vs. Rams, 11-1-92

TOP PERFORMANCES

LONG KICKOFF RETURNS, CONTINUED (50 YARDS OR MORE)

- 59 - Gerald Tinker vs. S.F., 9-22-74
- 57 - **Darrick Vaughn vs. N.E., 11-14-01**
- 58 - Clarence Verdin vs. S.D., 11-6-94
- 58 - Willie Belton vs. Cleveland, 10-31-71
- 55 - Eric Metcalf vs. Philadelphia, 9-22-96
- 55 - Deion Sanders vs. Chicago, 9-27-92
- 52 - Clarence Verdin vs. N.O., 12-11-94
- 51 - Clarence Verdin vs. S.F., 10-16-94
- 50 - Roell Preston at Cincinnati, 11-24-96
- 50 - Sylvester Stamps vs. Pitt, 10-28-84

LONG FUMBLE RETURNS (50 YARDS OR MORE)

- 91t - Bob Glazebrook vs. Giants, 9-12-82
- 75t - Oliver Barnett vs. T.B., 11-17-91
- 74t - Jim Weatherford vs. S.F., 10-19-69
- 69t - Jessie Tuggle vs. N.O., 12-3-92
- 65t - James Britt vs. L.A. Rams, 10-26-86
- 65t - Jessie Tuggle vs. Hou, 9-9-90
- 64t - Blane Gaison vs. S.F., 11-20-83
- 60t - Tom Hayes vs. Oakland, 12-5-71
- 57t - Joel Williams vs. G.B., 9-13-81
- 50t - Jim Mitchell vs. N.O., 10-5-75



Top Performances Chronologically

FALCONS RUSHING HONOR ROLL 100 OR MORE YARDS IN A GAME, CHRONOLOGICALLY

Date	Yds.	Att.	Player	Opp.
11/11/01	148	27	Maurice Smith	Dallas
12/24/00	107	28	Jamal Anderson	K.C.
11/12/00	119	25	Jamal Anderson	Det
12/26/99	102	26	Byron Hanspard	Arz.
12/27/98	103	18	Jamal Anderson	Mia.
12/20/98	147	30	Jamal Anderson	Det.
12/13/98	148	27	Jamal Anderson	N.O.
12/6/98	122	30	Jamal Anderson	Ind.
11/29/98	188	31	Jamal Anderson	StL.
11/15/98	100	31	Jamal Anderson	S.F.
11/8/98	104	32	Jamal Anderson	N.E.
11/1/98	172	22	Jamal Anderson	StL.
10/18/98	132	25	Jamal Anderson	N.O.
10/4/98	117	31	Jamal Anderson	Car.
9/27/98	123	13	Jamal Anderson	S.F.
12/21/97	152	33	Jamal Anderson	Arz.
11/2/97	162	20	Jamal Anderson	S.L.
11/30/96	172	33	Gerald Riggs	Mia.
11/3/96	109	22	Jamal Anderson	Car.
10/6/96	103	16	Jamal Anderson	Det.
9/1/96	108	14	Jamal Anderson	Car.
11/19/95	117	20	Craig Heyward	S.L.
9/24/95	120	19	Craig Heyward	N.Y.J.
9/10/95	102	25	Craig Heyward	N.O.
12/26/93	192	27	Erric Pegram	S.F.
12/26/93	180	37	Erric Pegram	Cin.
12/19/93	162	26	Steve Broussard	Wash.
11/14/93	128	27	Erric Pegram	L.A.
10/24/93	123	34	Erric Pegram	N.O.
10/13/91	104	10	Steve Broussard	S.F.
9/15/91	101	20	Steve Broussard	S.D.
12/30/90	155	21	Mike Rozier	Dal.
12/23/90	102	21	Mike Rozier	L.A.
12/2/90	115	23	Mike Rozier	T.B.
10/16/88	125	25	John Settle	Den.
10/2/88	115	21	John Settle	Sea.
9/18/88	115	19	Gerald Riggs	S.F.
9/11/88	102	21	John Settle	N.O.
12/6/87	119	30	Gerald Riggs	Dal.
11/15/87	112	23	Gerald Riggs	Cin.
10/25/87	113	21	Gerald Riggs	Hou.
9/20/87	120	23	Gerald Riggs	Wash.
12/7/86	136	30	Gerald Riggs	Ind.
10/12/86	141	35	Gerald Riggs	L.A.
9/28/86	129	27	Gerald Riggs	T.B.
9/21/86	109	25	Gerald Riggs	Dal.
9/14/86	108	29	Gerald Riggs	S.L.
9/7/86	104	27	Cliff Austin	N.O.
12/22/85	158	39	Gerald Riggs	N.O.
12/8/85	197	26	Gerald Riggs	K.C.
11/24/85	110	30	Gerald Riggs	Chi.
11/17/85	123	41	Gerald Riggs	L.A.
11/10/85	129	27	Gerald Riggs	Phil.
11/3/85	127	22	Gerald Riggs	Wash.
10/27/85	127	24	Gerald Riggs	Dal.
10/13/85	139	23	Gerald Riggs	Sea.
9/8/85	131	31	Gerald Riggs	Det.
12/2/84	133	30	Gerald Riggs	S.F.
11/5/84	134	27	Gerald Riggs	Wash.
10/7/84	145	35	Lynn Cain	L.A.
9/30/84	136	28	Gerald Riggs	S.F.
9/23/84	120	25	Gerald Riggs	Hou.
9/2/84	202	35	Gerald Riggs	N.O.
12/17/83	158	28	Gerald Riggs	N.O.
12/10/83	161	21	William Andrews	Mia.
11/27/83	129	20	William Andrews	G.B.
10/30/83	125	25	William Andrews	N.E.
10/2/83	150	25	William Andrews	Phil.
9/25/83	126	28	William Andrews	S.F.
9/18/83	150	32	William Andrews	Det.
12/19/82	108	24	William Andrews	S.F.
11/21/82	119	21	William Andrews	L.A.
12/14/81	115	23	William Andrews	L.A.
11/19/81	101	25	William Andrews	Hou.
10/11/81	119	21	William Andrews	L.A.
12/7/80	101	18	William Andrews	Phil.
12/4/80	105	18	William Andrews	S.F.
11/30/80	111	24	William Andrews	Wash.
11/9/80	115	20	William Andrews	S.L.
10/26/80	111	20	William Andrews	L.A.
10/5/80	102	21	Lynn Cain	Det.
9/28/80	100	21	William Andrews	S.F.
9/14/80	124	19	William Andrews	N.E.
9/7/80	123	24	Lynn Cain	Minn.
12/2/79	131	21	William Andrews	S.D.
11/19/79	104	17	Bubba Bean	L.A.
9/10/79	121	24	William Andrews	Phil.
9/2/79	167	30	William Andrews	N.O.
9/24/78	112	23	Haskel Stanback	T.B.
12/18/77	129	22	Haskel Stanback	N.O.
11/20/77	123	24	Woody Thompson	N.O.
11/14/76	107	31	Sonny Collins	S.F.
11/7/76	100	17	Sonny Collins	Sea.
11/23/75	106	26	Dave Hampton	Den.
10/5/75	101	25	Dave Hampton	N.O.
9/21/75	135	23	Dave Hampton	S.L.
10/1/72	161	21	Dave Hampton	L.A.
10/1/72	103	18	Art Malone	L.A.
10/24/71	114	20	Jim Butler	N.O.
10/4/70	127	17	Jim Butler	S.F.
10/30/66	117	17	Junior Coffey	Clev.

TOP PERFORMANCES CHRONOLOGICALLY

FALCONS RECEIVING HONOR ROLL 100 OR MORE YARDS IN A GAME, CHRONOLOGICALLY

Date	Yds.	Rec.	Player	Opp.
9/30/01	108	2	Maurice Smith	Ari.
11/26/00	109	7	Shawn Jefferson	Oak.
9/3/00	148	7	Shawn Jefferson	S.F.
1/3/00	162	7	Tim Dwight	S.F.
11/28/99	102	5	Tim Dwight	Car.
10/25/99	166	12	Terance Mathis	Pit.
12/27/98	105	3	Tony Martin	Mia.
12/13/98	198	6	Terance Mathis	N.O.
12/13/98	109	8	Tony Martin	N.O.
12/6/98	140	7	Tony Martin	Ind.
11/22/98	100	6	Tony Martin	Chi.
11/8/98	117	8	Terance Mathis	N.E.
10/18/98	116	7	Tony Martin	N.O.
9/27/98	130	7	Terance Mathis	S.F.
11/2/97	108	6	Bert Emanuel	S.L.
10/26/97	107	8	Terance Mathis	Car.
12/15/96	173	9	Bert Emanuel	S.L.
11/24/96	122	9	Eric Metcalf	Cin.
11/10/96	109	4	Bert Emanuel	L.A.
10/20/96	101	5	Terance Mathis	Dal.
9/8/96	116	9	Bert Emanuel	Minn.
9/1/96	123	4	Terance Mathis	Car.
12/17/95	102	8	Terance Mathis	Car.
11/19/95	184	10	Terance Mathis	S.L.
11/12/95	100	6	Bert Emanuel	Buff.
11/5/95	104	7	Bert Emanuel	Det.
10/22/95	121	9	Bert Emanuel	T.B.
10/22/95	106	4	Eric Metcalf	T.B.
9/17/95	155	11	Eric Metcalf	N.O.
9/17/95	104	6	Bert Emanuel	N.O.
12/24/94	136	4	Bert Emanuel	Ariz.
12/4/94	128	7	Terance Mathis	S.F.
11/27/94	124	10	Terance Mathis	Phil.
11/20/94	163	8	Terance Mathis	Den.
11/13/94	118	8	Andre Rison	N.O.
9/18/94	123	13	Terance Mathis	K.C.
9/13/94	125	10	Terance Mathis	N.O.
9/11/94	123	12	Andre Rison	L.A.
9/4/94	193	14	Andre Rison	Det.
12/31/93	147	11	Andre Rison	T.B.
11/14/93	120	5	Andre Rison	L.A.
9/12/93	182	7	Michael Haynes	N.O.
9/5/93	106	6	Andre Rison	Det.
12/27/92	107	8	Drew Hill	L.A.
12/21/92	105	9	Mike Pritchard	Dal.
12/21/92	101	5	Michael Haynes	Dal.
12/13/92	113	5	Michael Haynes	T.B.
10/11/92	100	7	Andre Rison	Mia.
9/27/92	177	10	Andre Rison	Chi.
12/22/91	148	5	Michael Haynes	Dal.
12/8/91	112	6	Michael Haynes	L.A.
12/1/91	124	8	Andre Rison	G.B.
11/24/91	187	6	Michael Haynes	N.O.
11/10/91	105	2	Michael Haynes	Wash.
10/27/91	110	4	Michael Haynes	L.A.
9/8/91	128	7	George Thomas	Minn.
12/16/90	100	6	Andre Rison	Clev.
10/21/90	161	5	Andre Rison	L.A.
10/14/90	172	9	Andre Rison	S.F.
10/7/90	154	10	Andre Rison	N.O.
9/23/90	128	11	Andre Rison	S.F.
12/17/89	190	6	Michael Haynes	Wash.
10/1/89	126	5	Shawn Collins	G.B.
11/13/88	106	10	John Settle	S.D.
9/25/88	169	4	Stacey Bailey	Dal.
11/29/87	115	7	Aubrey Matthews	S.L.
10/18/87	109	6	Milton Barney	L.A.
9/20/87	105	5	Floyd Dixon	Wash.
11/9/86	112	6	Charlie Brown	N.Y.J.
11/9/86	108	4	Arthur Cox	N.Y.J.
10/5/86	146	8	Floyd Dixon	Phil.
9/28/86	110	7	Charlie Brown	T.B.
9/7/86	119	7	Charlie Brown	N.O.
12/1/85	136	6	Billy Johnson	Raiders
10/20/85	153	11	Billy Johnson	N.O.
9/22/85	110	7	Billy Johnson	Den.
12/16/84	140	8	Stacey Bailey	Phil.
12/2/84	193	11	Alfred Jackson	S.F.
10/7/84	158	7	Stacey Bailey	L.A.
9/16/84	102	4	Stacey Bailey	Minn.
12/4/83	159	9	Stacey Bailey	Wash.
10/16/83	106	6	Stacey Bailey	L.A.
10/9/83	109	7	Stacey Bailey	N.O.
10/2/83	106	7	Stacey Bailey	Phil.
9/18/83	123	5	Alfred Jenkins	Det.
12/5/82	106	3	William Andrews	Den.
11/8/81	134	7	Alfred Jenkins	S.F.
11/1/81	179	5	Alfred Jenkins	N.O.
10/18/81	101	4	Alfred Jenkins	S.L.
9/27/81	136	6	Alfred Jenkins	Clev.
12/14/80	148	4	Wallace Francis	S.F.
9/21/80	136	4	Alfred Jenkins	Mia.
9/14/80	117	8	Junior Miller	N.E.
12/9/79	108	6	Wallace Francis	L.A.
11/11/79	105	6	Alfred Jenkins	N.Y.G.
10/24/79	110	6	Lynn Cain	Oak.
9/16/79	138	8	Wallace Francis	Den.
9/16/79	129	5	Alfred Jenkins	Den.
9/2/79	124	6	Alfred Jenkins	N.O.
12/17/78	102	5	Alfred Jenkins	S.L.
11/22/78	113	4	Alfred Jackson	S.F.
11/19/78	108	8	Billy Ryckman	Chi.
10/1/78	153	7	Wallace Francis	N.Y.G.
9/25/77	152	7	Alfred Jenkins	Wash.
12/12/76	101	6	Alfred Jenkins	G.B.
11/28/76	102	5	Alfred Jenkins	Hou.
12/14/75	147	7	Alfred Jenkins	S.F.
11/30/75	106	4	Alfred Jenkins	Oak.
11/23/75	106	6	Alfred Jenkins	Den.
11/2/75	102	4	Alfred Jenkins	N.O.
12/1/74	109	7	Jim Mitchell	L.A.
11/5/72	122	7	Alfred Jenkins	L.A.
11/5/72	120	7	Wes Chesson	L.A.
12/19/71	190	8	Ken Burrow	N.O.
10/3/71	190	6	Ken Burrow	Det.
9/26/71	143	4	Jim Mitchell	L.A.
11/22/70	110	5	Paul Gibson	L.A.
12/14/69	120	4	Paul Flatley	Phil.
12/7/69	105	3	Harmon Wages	N.O.
10/5/69	101	3	Paul Flatley	Balt.
9/28/69	113	6	Paul Flatley	L.A.
9/18/66	144	9	Alex Hawkins	Phil.

TOP PERFORMANCES CHRONOLOGICALLY

FALCONS PASSING HONOR ROLL

300 OR MORE YARDS IN A GAME,
CHRONOLOGICALLY

Date	Yds.	Comp.-Att.	Player	Opp.
12/23/01	431	28-40	Chris Chandler	Buff.
11/18/01	352	29-50	Chris Chandler	G.B.
1/3/00	306	19-37	Chris Chandler	S.F.
11/28/99	315	24-42	Chris Chandler	Car.
12/13/98	345	19-28	Chris Chandler	N.O.
12/15/96	363	28-49	Bobby Hebert	S.L.
11/24/96	307	23-40	Bobby Hebert	Cin.
12/17/95	310	29-53	Jeff George	Car.
11/19/95	352	20-34	Jeff George	S.L.
11/5/95	362	31-40	Jeff George	Det.
9/17/95	386	27-39	Jeff George	N.O.
11/27/94	364	26-46	Jeff George	Phil.
11/13/94	328	29-49	Jeff George	N.O.
12/5/93	317	30-52	Bobby Hebert	Hou.
11/21/93	315	24-32	Bobby Hebert	Dal.
12/27/92	374	31-47	Wade Wilson	L.A.
12/21/92	342	30-41	Wade Wilson	Dal.
12/13/92	324	19-26	Wade Wilson	T.B.
9/27/92	351	30-48	Chris Miller	Chi.
12/22/91	325	19-39	Chris Miller	Dal.
9/8/91	300	27-41	Chris Miller	Minn.
10/7/90	366	23-44	Chris Miller	N.O.
9/23/90	337	25-41	Chris Miller	S.F.
12/24/89	334	37-66	Chris Miller	Det.
12/17/89	310	17-35	Chris Miller	Was.
10/8/89	340	28-39	Chris Miller	L.A.
10/18/87	335	27-46	Erik Kramer	L.A.
11/9/86	350	21-36	Dave Archer	N.Y.J.
11/27/83	303	22-35	Mike Moroski	G.B.
11/20/83	301	28-39	Steve Bartkowski	S.F.
10/23/83	313	25-36	Steve Bartkowski	N.Y.J.
9/18/83	366	24-34	Steve Bartkowski	Det.
9/19/82	375	36-54	Steve Bartkowski	Raiders
11/29/81	372	18-25	Steve Bartkowski	Hou.
11/15/81	416	33-50	Steve Bartkowski	Pitt.
10/25/81	311	24-28	Steve Bartkowski	N.Y.G.
11/9/80	378	31-47	Steve Bartkowski	S.L.
9/21/80	332	18-36	Steve Bartkowski	Mia.
9/16/79	326	20-29	Steve Bartkowski	Den.
9/2/79	312	22-38	Steve Bartkowski	N.O.
12/14/75	305	19-37	Steve Bartkowski	S.F.
10/3/71	309	13-23	Bob Berry	Det.
9/26/71	301	15-22	Bob Berry	L.A.
9/27/70	302	28-44	Bob Berry	G.B.

FALCONS LONG RUNS HONOR ROLL

LONG RUNS (50 YARDS OR MORE),
CHRONOLOGICALLY

Date	Yds.	Player	Opp.
11/4/01	58	Maurice Smith	N.E.
11/25/01	53	Bob Christian	Car.
12/14/97	53	Byron Hanspard	Phil.
9/28/97	57	Byron Hanspard	Den.
9/14/97	77	Byron Hanspard	Oak.
12/30/90	67	Mike Rozier	Dal.
10/28/90	50T	Steve Broussard	Cin.
9/11/88	62	John Settle	N.O.
12/8/85	50	Gerald Riggs	K.C.
9/2/84	57	Gerald Riggs	N.O.
11/4/79	60T	Bubba Bean	T.B.
9/23/79	55T	Haskel Stanback	Det.
10/1/72	56	Dave Hampton	L.A.
12/7/69	66T	Harmon Wages	N.O.
12/8/68	60T	Jim Butler	Det.
9/11/66	65	Ernie Wheelwright	L.A.

FALCONS LONG COMPLETIONS HONOR ROLL

LONG PASS COMPLETIONS (75 YARDS OR MORE),
CHRONOLOGICALLY

Date	Yds.	Players	Opp.
9/30/01	79T	Chris Chandler to Maurice Smith	Ari.
9/23/01	94T	Chris Chandler to Jamal Anderson	Car.
11/15/98	78T	Chris Chandler to Terance Mathis	S.F.
12/24/94	85T	Jeff George to Bert Emanuel	Ariz.
12/4/94	81T	Jeff George to Terance Mathis	S.F.
9/12/93	98T	Bobby Hebert to Michael Haynes	N.O.
9/13/92	89T	Chris Miller to Michael Haynes	Wash.
11/24/91	80T	Chris Miller to Michael Haynes	N.O.
11/10/91	75T	Billy Joe Tolleriver to Michael Haynes	Wash.
10/14/90	75T	Chris Miller to Andre Rison	S.F.
9/25/83	76T	Steve Bartkowski to Floyd Hodge	S.F.
12/5/82	86T	Steve Bartkowski to William Andrews	Den.
12/14/80	81T	Steve Bartkowski to Wallace Francis	S.F.
12/19/71	84	Bob Berry to Ken Burrow	N.O.
12/7/69	88T	Bob Berry to Harmon Wages	N.O.
12/12/67	75T	Tom Moore to Tommy McDonald	Ball.
12/10/67	82T	Randy Johnson to Ray Ogden	S.F.

FALCONS LONG PUNTS HONOR ROLL

LONG PUNTS (65 YARDS OR MORE),
CHRONOLOGICALLY

Date	Yds.	Player	Opp.
10/3/93	75	Harold Alexander	Chi.
10/15/89	65	Scott Fulhage	N.E.
11/16/86	65	Rick Donnelly	Chi.
11/9/86	71	Rick Donnelly	N.Y.J.
10/5/86	68	Rick Donnelly	Phil.
11/3/85	68	Rick Donnelly	Wash.
10/31/76	67	John James	N.O.
11/30/75	75	John James	Oak.
9/16/73	72	John James	N.O.
10/27/68	70	Billy Lothridge	Clev.

TOP PERFORMANCES CHRONOLOGICALLY

FALCONS LONG FIELD GOALS HONOR ROLL

LONG FIELD GOALS (50 YARDS OR MORE), CHRONOLOGICALLY

Date	Yds.	Player	Opp.
12/23/01	52	Jay Feely	Buf.
9/30/01	55	Jay Feely	Ari.
11/19/00	51	Morten Andersen	S.F.
10/22/00	50	Morten Andersen	N.O.
11/22/98	50	Morten Andersen	Chi.
10/25/98	53	Morten Andersen	N.Y.J.
10/12/97	55	Morten Andersen	N.O.
9/14/97	51	Morten Andersen	Oak.
10/20/96	54	Morten Andersen	Dall.
12/24/95	59	Morten Andersen	S.F.
12/24/95	52	Morten Andersen	S.F.
12/10/95	55	Morten Andersen	N.O.
12/10/95	55	Morten Andersen	N.O.
12/10/95	51	Morten Andersen	N.O.
11/12/95	50	Morten Andersen	Buf.
10/1/95	54	Morten Andersen	N.E.
9/3/95	51	Morten Andersen	Car.
11/27/94	50	Norm Johnson	Phil.
11/28/93	51	Norm Johnson	Clev.
9/5/93	54	Norm Johnson	Det.
11/29/92	54	Norm Johnson	N.E.
10/18/92	51	Norm Johnson	S.F.
10/11/92	52	Norm Johnson	Mia.
9/6/92	54	Norm Johnson	N.Y.J.
11/24/91	50	Norm Johnson	N.O.
11/18/90	53	Greg Davis	Phil.
11/5/89	54	Paul McFadden	Buf.
11/5/89	50	Paul McFadden	Buf.
11/6/88	52	Greg Davis	G.B.
12/27/87	50	Mick Luckhurst	Det.
9/13/87	50	Mick Luckhurst	T.B.
10/13/85	52	Mick Luckhurst	Sea.
10/7/84	52	Mick Luckhurst	L.A.
10/7/84	50	Mick Luckhurst	L.A.
9/9/84	51	Mick Luckhurst	Det.
12/5/82	51	Mick Luckhurst	Den.
11/2/80	50	Tim Mazzetti	Buf.
10/28/73	52	Nick Mike-Mayer	S.F.

FALCONS LONG INTERCEPTION RETURNS HONOR ROLL

LONG INTERCEPTION RETURNS (60 YARDS OR MORE), CHRONOLOGICALLY

Date	Yds.	Player	Opp.
11/5/00	60	Ray Buchanan	T.B.
9/3/95	71T	Alton Montgomery	Car.
10/9/94	74	Vinnie Clark	T.B.
12/30/90	61T	Deion Sanders	Dall.
9/9/90	82T	Deion Sanders	Hou.
9/20/81	101T	Tom Pridemore	S.F.
11/20/77	72T	Rick Byas	N.O.
11/30/75	87T	Rolland Lawrence	Oak.
10/21/73	81T	Rolland Lawrence	S.D.
9/16/73	65T	Tom Hayes	N.O.
12/15/68	73T	Jimmy Burson	S.F.
10/20/68	90T	Ken Reeves	L.A.
9/17/67	77T	Lee Calland	Balt.
12/4/66	62T	Bob Riggie	Minn.

FALCONS LONG PUNT RETURNS HONOR ROLL

LONG PUNT RETURNS (50 YARDS OR MORE), CHRONOLOGICALLY

Date	Yds.	Player	Opp.
12/16/01	67	Darrien Gordon	Ind.
11/11/01	74	Darrien Gordon	Dall.
10/1/00	70T	Tim Dwight	Phil.
1/3/00	70T	Tim Dwight	S.F.
12/12/99	58t	Winslow Oliver	S.F.
10/12/95	66T	Eric Metcalf	S.L.
10/31/93	51	Tony Smith	T.B.
10/28/90	79T	Deion Sanders	Cin.
9/10/89	68T	Deion Sanders	L.A.
10/30/88	68	Lew Barnes	Phil.
10/23/83	71T	Billy Johnson	N.Y.J.
11/21/82	71	Billy Johnson	L.A.
9/23/80	56	Kenny Johnson	Chi.
9/23/79	60	Dennis Pearson	Det.
10/13/74	57	Al Dodd	Chi.
9/29/74	72T	Gerald Tinker	N.O.
11/11/73	57	Ray Brown	Phil.
12/20/70	75T	John Mallory	Minn.
10/25/70	77T	Tom McCauley	N.O.

TOP PERFORMANCES CHRONOLOGICALLY

FALCONS LONG KICKOFF RETURNS HONOR ROLL

LONG KICKOFF RETURNS

(50 YARDS OR MORE), CHRONOLOGICALLY

Date	Yds.	Player	Opp.
1/6/01	96T	Darrick Vaughn	St.L.
11/4/01	57	Darrick Vaughn	N.E.
12/17/00	88T	Darrick Vaughn	N.O.
10/15/00	96T	Darrick Vaughn	StL.
9/10/00	100T	Darrick Vaughn	Den.
9/3/00	57	Darrick Vaughn	S.F.
10/4/98	93T	Tim Dwight	Car.
12/7/97	99T	Byron Hanspard	S.D.
11/30/97	93T	Byron Hanspard	Sea.
11/24/96	50	Roell Preston	Cin.
9/22/96	55	Eric Metcalf	Phil.
12/11/94	52	Clarence Verdin	N.O.
11/13/94	69	Clarence Verdin	N.O.
11/6/94	58	Clarence Verdin	S.D.
10/16/94	51	Clarence Verdin	S.F.
10/24/93	62	Tony Smith	N.O.
9/27/93	97T	Tony Smith	Pitt.
12/8/92	60	Deion Sanders	N.O.
12/3/92	50	Deion Sanders	N.O.
11/22/92	73T	Deion Sanders	Buff.
11/1/92	60	Tony Smith	L.A.
9/27/92	55	Deion Sanders	Chi.
9/13/92	99T	Deion Sanders	Wash.
10/13/91	100T	Deion Sanders	S.F.
12/30/90	76T	Keith Jones	Dall.
12/23/90	50	Deion Sanders	L.A.
10/29/89	72	Deion Sanders	N.O.
10/15/89	60	Deion Sanders	N.E.
12/20/87	97T	Sylvester Stamps	S.F.
11/29/87	66	Larry Emery	Cards.
10/25/87	74	Sylvester Stamps	Hou.
10/18/87	71	Joe McIntosh	L.A.
10/20/85	94T	Cliff Austin	N.O.
10/28/84	50	Sylvester Stamps	Pitt.
12/17/78	100T	Dennis Pearson	S.L.
9/22/74	59	Gerald Tinker	S.F.
11/22/71	82	Jim Butler	G.B.
10/31/71	58	Willie Belton	Clev.
11/23/69	61	Jim Butler	Wash.
9/17/67	99T	Ron Smith	Balt.
11/27/66	80	Ron Smith	Chi.

FALCONS LONG FUMBLE RETURNS HONOR ROLL

LONG FUMBLE RETURNS

(50 YARDS OR MORE), CHRONOLOGICALLY

Date	Yds.	Player	Opp.
12/3/92	69T	Jessie Tuggle	N.O.
11/17/91	75T	Oliver Barnett	T.B.
9/9/90	65T	Jessie Tuggle	Hou.
10/26/86	65T	James Britt	L.A.
11/20/83	64T	Blane Gaison	S.F.
9/12/82	91T	Bob Glazebrook	N.Y.G.
9/13/81	57T	Joel Williams	G.B.
10/5/75	50T	Jim Mitchell	N.O.
12/5/71	60T	Tom Hayes	Oak.
10/19/69	74T	Jim Weatherford	S.F.



Falcons All-Time Top Ten

TOP TEN RUSHERS (Based on Rushing Yardage)

Player	Years	Attempts	Yards	Avg.	LG	TD
1. Gerald Riggs	1982-88	1,587	6,631	4.2	57	48
2. William Andrews	1979-86	1,315	5,986	4.6	33	30
3. Jamal Anderson	1994-2001	1,329	5,336	4.0	48	34
4. Dave Hampton	1972-76	885	3,490	3.9	58	23
5. Haskel Stanback	1974-79	728	2,662	3.7	55	25
6. Lynn Cain	1979-84	603	2,313	3.8	37	19
7. Jim Butler	1968-71	609	2,250	3.7	60	7
8. Craig Heyward	1994-95	491	2,183	4.4	31	13
9. Art Malone	1970-74	532	2,118	4.0	27	16
10. Erric Pegram	1991-94	517	1,981	3.8	34	5

TOP TEN PASSERS (Based on Passing Yardage)

Player	Years	Attempts	Comp.	Yards	Pct.	TD	Ints
1. Steve Bartkowski	1975-85	3,329	1,870	23,468	56.2	154	141
2. Chris Miller	1987-93	2,089	1,129	14,066	54.0	87	72
3. Chris Chandler	1997-2001	1,672	981	13,268	58.7	87	56
4. Jeff George	1994-96	1,180	714	8,575	60.5	50	32
5. Bob Berry	1968-72	1,049	598	8,489	57.0	57	56
6. Bobby Hebert	1993-96	1,066	637	7,053	59.8	50	49
7. Randy Johnson	1966-70	904	435	5,538	48.1	34	65
8. Dave Archer	1984-87	647	331	4,275	51.2	18	29
9. Bob Lee	1973-74	402	198	2,638	49.2	13	31
10. Billy Joe Tolliver	1991-93, 96, 97	404	215	2,467	53.2	17	13

TOP TEN RECEIVERS (Based on Number of Receptions)

Player	Years	No.	Yards	Avg.	LG	TD
1. Terance Mathis	1994-2001	573	7,349	12.8	81	57
2. Andre Rison	1990-94	423	5,635	13.3	75	56
3. Alfred Jenkins	1975-83	359	6,257	17.4	73	40
4. Jim Mitchell	1969-79	305	4,348	14.3	52	28
5. William Andrews	1979-83, 86	276	2,645	9.6	86	11
6. Michael Haynes	1988-93, 97	266	4,220	15.7	98	34
7. Bert Emanuel	1994-97	260	3,600	13.8	85	24
8. Wallace Francis	1975-81	244	3,695	15.1	81	27
9. Stacey Bailey	1982-90	211	3,378	16.0	68	18
10. Mike Pritchard	1991-93	201	2,187	10.9	38	14

TOP TEN INTERCEPTORS (Based on Number of Interceptions)

Player	Years	No.	Ret. Yards	Avg.	TD
1. Rolland Lawrence	1973-81	39	658	16.9	0
2. Ray Brown	1971-77	31	574	18.5	2
3. Scott Case	1984-94	30	264	8.8	0
4. Ken Reaves	1966-74	29	439	15.1	0
5. Ray Buchanan	1997-present	27	431	16.0	1
Bobby Butler	1981-92	27	227	8.4	0
7. Deion Sanders	1989-93	24	520	21.7	3
8. Tom Pridemore	1978-85	20	372	18.6	0
9. Tom Hayes	1971-75	17	197	11.6	2
10. Kenny Johnson	1980-86	16	246	15.4	2

FALCONS ALL-TIME TOP TEN

TOP TEN PUNT RETURNERS

(Based on Return Yardage)

Player	Years	No.	Yards	Avg.	LG	TD
1. Billy Johnson	1982-87	124	1,251	10.1	711	1
2. Tim Dwight	1998-2000	84	792	9.4	701	2
3. Deion Sanders	1989-93	93	789	8.5	791	2
4. Rolland Lawrence	1973-80	110	738	6.7	37	0
5. Eric Metcalf	1995-96	66	679	10.3	661	1
6. Ray Brown	1971-77	61	540	8.9	57	0
7. Tony Smith	1992-94	56	485	8.7	51	0
8. Todd Kinchen	1997	52	446	8.6	38	0
9. Darrien Gordon	2001	31	437	14.1	74	0
10. Billy Ryckman	1977-80	47	339	7.2	38	0

TOP TEN KICKOFF RETURNERS

(Based on Return Yardage)

Player	Years	No.	Yards	Avg.	LG	TD
1. Deion Sanders	1989-93	147	3,388	23.0	1001	3
2. Tim Dwight	1998-2000	112	2,597	23.2	931	1
3. Darrick Vaughn	2000-present	100	2,573	25.7	1001	4
4. Ron Smith	1966-67	82	1,989	24.3	991	1
5. Sylvester Stamps	1983-88	83	1,934	23.3	971	1
6. Jim Butler	1968-71	77	1,860	24.2	82	0
7. Reggie Smith	1980-81	72	1,655	23.0	52	0
8. Tony Smith	1992-94	61	1,453	23.8	971	1
9. Eric Metcalf	1995-96	61	1,312	21.5	55	0
10. Roell Preston	1995-96	62	1,308	21.1	50	0

TOP TEN SCORERS

(Based on Total Points)

Player	Years	Touchdowns				Kicking		Points
		Tot.	Rush	Rec.	Ret.	FG	PAT	
1. Morten Andersen	1995-2000	0	0	0	0	139	203	620
2. Mick Luckhurst	1981-87	0	0	0	0	115	213	558
3. Norm Johnson	1991-94	0	0	0	0	84	147	395
4. Terance Mathis	1994-2001	57	0	55	0	0	0	354*
5. Andre Rison	1990-94	56	0	56	0	0	0	338*
6. Gerald Riggs	1982-88	48	0	0	0	0	0	288
7. Nick Mike-Mayer	1973-77	0	0	0	0	56	108	270
8. Jamal Anderson	1994-2001	41	34	7	0	0	0	248*
9. William Andrews	1979-86	41	30	11	0	0	0	246
10. Alfred Jenkins	1975-83	40	0	0	0	0	0	240

*Includes two-point conversions

TOP TEN SACK LEADERS

Player	Years	Sacks
1. Claude Humphrey	1968-78	94.5
2. Chuck Smith	1992-98	58.5
3. John Zook	1969-75	47.0
4. Don Smith	1979-84	38.5
5. Lester Archambeau	1993-99	36.5
6. Jeff Merrow	1975-83	36.0
7. Travis Hall	1995-present	32.5
8. Rick Bryan	1984-91	30.5
9. Mike Gann	1985-93	29.5
10. Joel Williams	1979-82,86-89	24.0

Yearly Leaders

SCORING

Year	Player	TD	XP	XPA	FG	FGA	TP
1966	Lou Kirouac	0	19	24	9	18	46
1967	Wade Traynham	0	22	22	7	18	43
1968	Bob Etter	0	17	19	11	21	50
1969	Bob Etter	0	33	33	15	30	78
1970	Kenny Vinyard	0	23	26	9	25	50
1971	Bill Bell	0	29	33	13	21	68
1972	Bill Bell	0	31	31	16	30	79
1973	Nick Mike-Mayer	0	34	34	26	38	112
1974	Nick Mike-Mayer	0	12	12	9	16	39
1975	Nick Mike-Mayer	0	30	33	4	10	42
1976	Nick Mike-Mayer	0	19	19	10	21	49
1977	Haskel Stanback	6	00	00	00	00	36
1978	Tim Mazzetti	0	18	18	13	16	57
1979	Tim Mazzetti	0	31	37	13	25	70
1980	Tim Mazzetti	0	45	49	19	27	102
1981	Mick Luckhurst	0	51	51	21	33	114
1982	Mick Luckhurst	0	21	22	10	14	51
1983	Mick Luckhurst	0	43	45	17	22	94
1984	Mick Luckhurst	0	31	31	20	27	91
1985	Mick Luckhurst	0	29	29	24	31	101
1986	Mick Luckhurst	0	21	21	14	24	63
1987	Mick Luckhurst	0	17	17	9	13	44
1988	Greg Davis	0	25	27	19	30	82
1989	Paul McFadden	18	18	15	20	63	
1990	Greg Davis	0	40	40	22	33	106
1991	Norm Johnson	0	38	39	19	23	95
1992	Norm Johnson	0	39	39	18	22	93
1993	Norm Johnson	0	34	34	26	27	112
1994	Norm Johnson	0	32	32	21	25	95
1995	Morten Andersen	0	29	30	31	37	122
1996	Morten Andersen	0	31	31	22	29	97
1997	Morten Andersen	0	35	35	23	27	104
1998	Morten Andersen	0	51	52	23	28	120
1999	Morten Andersen	0	34	34	15	21	79
2000	Morten Andersen	0	23	23	25	31	98
2001	Jay Feely	0	28	28	29	37	115



YEARLY LEADERS

PASSING

(minimum - 100 attempts)

Year	Player	ATT.	Comp.	Pct.	Yds.	TD	Int
1966	Randy Johnson	295	129	43.7	1,795	12	21
1967	Randy Johnson	288	142	49.3	1,620	10	21
1968	Bob Berry	153	81	52.9	1,433	7	13
1969	Bob Berry	169	71	57.3	1,087	10	2
1970	Bob Berry	269	156	58.0	1,806	16	13
1971	Bob Berry	226	136	60.2	2,005	11	16
1972	Bob Berry	277	154	55.6	2,158	13	12
1973	Bob Lee	230	120	52.2	1,786	10	8
1974	Bob Lee	172	78	45.3	852	3	14
1975	Steve Bartkowski	255	115	45.1	1,662	13	15
1976	Steve Bartkowski	120	57	47.5	677	2	9
1977	Scott Hunter	151	70	46.4	898	2	3
1978	Steve Bartkowski	369	187	50.7	2,489	10	18
1979	Steve Bartkowski	379	203	53.6	2,502	17	20
1980	Steve Bartkowski	463	257	55.5	3,544	31	16
1981	Steve Bartkowski	533	297	55.7	3,830	30	23
1982	Steve Bartkowski	262	166	63.4	1,905	8	11
1983	Steve Bartkowski	432	274	63.4	3,167	22	5
1984	Steve Bartkowski	269	181	67.3	2,158	11	10
1985	Dave Archer	312	161	51.6	1,992	7	17
1986	Dave Archer	294	150	51.0	2,007	10	9
1987	Scott Campbell	260	136	52.3	1,728	11	14
1988	Chris Miller	351	184	52.4	2,133	11	12
1989	Chris Miller	526	280	53.2	3,459	16	10
1990	Chris Miller	388	222	57.2	2,735	17	14
1991	Chris Miller	413	220	53.3	3,103	26	18
1992	Chris Miller	253	152	60.1	1,739	15	6
1993	Bobby Hebert	430	263	61.2	2,978	24	17
1994	Jeff George	524	322	61.5	3,734	23	18
1995	Jeff George	557	336	60.3	4,143	24	11
1996	Bobby Hebert	488	294	60.2	3,152	22	25
1997	Chris Chandler	342	202	59.1	2,692	20	7
1998	Chris Chandler	327	190	58.1	3,154	25	12
1999	Chris Chandler	307	174	56.7	2,339	16	11
2000	Chris Chandler	331	192	58.0	2,236	10	12
2001	Chris Chandler	365	223	61.1	2,847	16	14



YEARLY LEADERS

		RUSHING				
Year	Player	No.	Yds.	Avg.	LG	TD
1966Junior Coffey	199	722	3.6	37	4
1967Junior Coffey	180	722	4.0	20t	4
1968Jim Butler	94	365	3.9	60t	2
1969Jim Butler	163	655	4.0	39	3
1970Jim Butler	166	636	3.8	33	0
1971Jim Butler	186	594	3.2	19	2
1972Dave Hampton	230	995	4.3	56t	6
1973Dave Hampton	263	997	3.8	25	3
1974Dave Hampton	127	464	3.7	34	2
1975Dave Hampton	250	1,002	4.0	22	5
1976Bubba Bean	124	428	3.5	30	2
1977Haskel Stanback	247	873	3.4	35	6
1978Bubba Bean	193	707	3.7	25	3
1979William Andrews	239	1,023	4.3	23	2
1980William Andrews	265	1,308	4.9	33	4
1981William Andrews	289	1,301	4.5	29	10
1982William Andrews	139	573	4.1	19t	5
1983William Andrews	331	1,567	4.7	27	7
1984Gerald Riggs	353	1,486	4.2	57	13
1985Gerald Riggs	297	1,719	4.3	50	10
1986Gerald Riggs	343	1,327	3.9	31	9
1987Gerald Riggs	203	875	4.3	44	2
1988John Settle	232	1,024	4.4	62	7
1989John Settle	179	689	3.8	20	3
1990Mike Rozier	153	675	4.4	67	4
1991Steve Broussard	99	449	4.5	36	4
1992Steve Broussard	84	363	4.3	27	1
1993Erric Pegram	292	1,185	4.1	29	3
1994Craig Heyward	183	779	4.3	17	7
1995Craig Heyward	236	1,083	4.6	31	6
1996Jamal Anderson	232	1,055	4.5	32t	5
1997Jamal Anderson	290	1,002	3.5	39	7
1998Jamal Anderson	410	1,846	4.5	48	14
1999Ken Oxendine	141	452	3.2	20	1
2000Jamal Anderson	282	1,024	3.6	42	6
2001Maurice Smith	237	760	3.2	58	5



YEARLY LEADERS

RECEIVING

Year	Player	No.	Yds.	Avg.	LG	TD
1966	Alex Hawkins	44	661	15.0	42	2
1967	Tommy McDonald	33	436	13.2	75	4
1968	Jerry Simmons	28	479	17.1	61	0
1969	Paul Flatley	45	834	18.5	71	6
1970	Jim Mitchell	44	650	14.8	51	6
1971	Art Malone	34	380	11.2	46	2
	Ken Burrow	33	741	22.5	84	6
1972	Art Malone	50	585	11.7	57	2
1973	Jim Mitchell	32	420	13.1	50	0
	Ken Burrow	31	567	18.3	57	7
1974	Ken Burrow	34	545	16.0	48	1
1975	Alfred Jenkins	38	767	20.2	68	6
1976	Alfred Jenkins	41	710	17.3	34	6
1977	Alfred Jenkins	39	677	17.4	73	4
1978	Wallace Francis	45	695	15.4	54	3
	Billy Ryckman	45	679	15.1	59	2
1979	Wallace Francis	74	1,013	13.7	42	8
1980	Alfred Jenkins	57	1,025	18.0	57	6
1981	William Andrews	81	736	9.1	70	2
	Alfred Jenkins	70	1,358	19.4	67	13
1982	William Andrews	42	503	12.0	86t	2
1983	Billy Johnson	64	709	11.1	47t	4
	Stacey Bailey	55	881	16.0	53	6
1984	Stacey Bailey	67	1,138	17.0	61	6
1985	Billy Johnson	62	830	13.4	62t	5
1986	Charlie Brown	63	918	14.6	42	4
1987	Floyd Dixon	36	600	16.7	51t	5
1988	John Settle	68	570	8.4	27	1
1989	Shawn Collins	58	862	14.9	47	3
1990	Andre Rison	82	1,208	14.7	75t	10
1991	Andre Rison	81	976	12.0	39t	12
	Michael Haynes	50	1,122	22.4	80t	11
1992	Andre Rison	93	1,121	12.1	71t	11
	Mike Pritchard	77	827	10.7	38	5
1993	Andre Rison	86	1,242	14.4	53t	15
	Mike Pritchard	74	736	9.9	34	7
	Michael Haynes	72	778	10.8	98	4
1994	Terance Mathis	111	1,342	12.1	81	11
	Andre Rison	81	1,088	13.4	69t	8
1995	Eric Metcalf	104	1,189	11.4	62t	8
	Terance Mathis	78	1,039	13.3	54t	9
	Bert Emanuel	74	1,039	14.0	52	5
1996	Bert Emanuel	75	921	12.3	53	6
	Terance Mathis	69	771	11.2	55	7
1997	Bert Emanuel	65	991	15.2	56	9
	Terance Mathis	62	802	12.9	49	6
1998	Tony Martin	66	1,181	17.9	62	6
	Terance Mathis	64	1,136	17.8	78t	11
1999	Terance Mathis	81	1,016	12.5	52	6
2000	Shawn Jefferson	60	822	13.7	49	2
	Terance Mathis	57	679	11.9	44t	5
2001	Terance Mathis	51	564	11.1	34	2

YEARLY LEADERS

<u>INTERCEPTIONS</u>						
Year	Player	No.	Yds.	Avg.	LG	TD
1966	Jerry Richardson	5	68	13.6	20	0
1967	Ken Reaves	7	153	21.9	42	0
1968	Jim Burson	4	100	25.0	73t	1
1969	Rudy Redmond	5	50	10.0	32	0
1970	Ken Reaves	6	44	7.3	28	0
1971	Ken Reaves	6	43	7.2	31	0
1972	Tom Hayes	5	10	2.0	8	0
1973	Ray Brown	6	99	16.5	24	0
1974	Ray Brown	8	164	20.5	59t	1
1975	Rolland Lawrence	9	163	18.1	87t	1
1976	Rolland Lawrence	6	43	7.2	22	0
1977	Rolland Lawrence	7	138	19.7	36	0
1978	Rolland Lawrence	6	76	12.7	44	0
1979	Rolland Lawrence	6	120	20.0	38	0
1980	Al Richardson	7	139	19.9	52	0
1981	Tom Pridemore	7	221	31.6	101t	1
1982	Kenny Johnson	2	30	15.0	30	0
	Fulton Kuykendall	2	22	11.0	22	0
	Bobby Butler	2	0	0.0	0	0
1983	Tom Pridemore	4	56	14.0	25	0
	Bobby Butler	4	12	3.0	12	0
1984	Kenny Johnson	5	75	15.0	28	0
1985	Bobby Butler	5	-4	-0.8	0	0
1986	Bret Clark	5	94	18.8	34	0
1987	Bobby Butler	4	48	12.0	31	0
1988	Scott Case	10	47	4.7	12	0
1989	Deion Sanders	5	52	10.4	22	0
1990	Deion Sanders	3	153	51.0	61t	2
	(5 players each had three interceptions)					
1991	Deion Sanders	6	119	19.8	55t	1
	Tim McKyer	6	24	4.0	24	0
1992	Deion Sanders	3	105	35.0	55	0
1993	Deion Sanders	7	91	13.0	41	0
1994	D.J. Johnson	5	0	0.0	0	0
1995	Jessie Tuggle	3	84	28.0	49	1
	Kevin Ross	3	70	23.3	33	0
	Terry Taylor	3	31	10.3	31	0
1996	Brad Edwards	2	15	7.5	15	0
1997	Ray Buchanan	5	49	9.8	31	0
	Ronnie Bradford	4	9	2.3	9	0
1998	Ray Buchanan	7	102	14.6	34	0
1999	Ray Buchanan	4	81	20.3	52t	1
2000	Ray Buchanan	6	114	19.0	60	0
2001	Ray Buchanan	5	85	17.0	33	0
	Ashley Ambrose	5	43	8.6	27	0

YEARLY LEADERS

PUNTING

(minimum - 16 punts)

Year	Player	No.	Yds.	Avg.	LG	Blkd.
1966	Billy Lothridge	73	2,968	40.7	60	0
1967	Billy Lothridge	87	3,801	43.7	62	0
1968	Billy Lothridge	75	3,324	44.3	70	0
1969	Billy Lothridge	69	2,846	41.2	57	0
1970	Billy Lothridge	76	2,944	38.7	59	0
1971	Billy Lothridge	44	1,639	37.3	58	1
1972	John James	61	2,609	42.8	59	0
1973	John James	63	2,682	42.6	72	0
1974	John James	96	3,891	40.5	61	1
1975	John James	89	3,696	41.5	75	0
1976	John James	101	4,253	42.1	67	0
1977	John James	105	4,349	41.4	61	0
1978	John James	109	4,227	38.8	57	1
1979	John James	83	3,269	39.7	62	1
1980	John James	79	3,088	39.1	59	0
1981	John James	87	3,543	40.7	62	0
1982	George Roberts	17	690	40.6	54	0
1983	Ralph Giacomarro	70	2,823	40.3	57	1
1984	Ralph Giacomarro	68	2,855	42.0	58	2
1985	Rick Donnelly	59	2,574	43.6	68	0
1986	Rick Donnelly	78	3,421	43.9	71	1
1987	Rick Donnelly	61	2,686	44.0	62	0
1988	Rick Donnelly	98	3,920	40.0	61	0
1989	Scott Fulhage	84	3,472	41.3	65	1
1990	Scott Fulhage	70	2,913	41.6	59	0
1991	Scott Fulhage	81	3,470	42.8	60	0
1992	Scott Fulhage	68	2,818	41.4	56	3
1993	Harold Alexander	72	3,114	43.3	75	0
1994	Harold Alexander	71	2,836	39.9	61	0
1995	Dan Stryzinski	67	2,759	41.2	64	0
1996	Dan Stryzinski	75	3,152	42.0	58	0
1997	Dan Stryzinski	89	3,498	39.3	57	0
1998	Dan Stryzinski	74	2,963	40.0	55	0
1999	Dan Stryzinski	80	3,163	39.5	55	0
2000	Dan Stryzinski	84	3,447	41.0	60	1
2001	Chris Mohr	69	2,680	38.8	55	0



YEARLY LEADERS

PUNT RETURNS

(minimum - 10 returns)

Year	Player	No.	Yds.	Avg.	LG	TD
1966Ron Smith	11	80	7.3	23	0
1967Ron Smith	20	92	4.6	26	0
1968Jim Burson	11	56	5.1	17	0
1969John Mallory	13	42	3.2	15	0
1970John Mallory	17	203	11.9	75t	1
1971Willie Belton	30	163	5.4	32	0
1972Willie Belton	17	110	6.5	34	0
1973Ray Brown	40	360	9.0	57	0
1974Al Dodd	27	344	12.7	57	0
1975Mack Herron	10	94	9.4	24	0
1976Rolland Lawrence	54	376	7.0	24	0
1977Rolland Lawrence	51	352	6.9	37	0
1978Billy Ryckman	28	227	8.1	38	0
1979Dennis Pearson	12	115	9.6	60	0
1980Kenny Johnson	23	281	12.2	56	0
1981Scott Woerner	33	278	8.4	38	0
1982Billy Johnson	24	273	11.4	71	0
1983Billy Johnson	46	489	10.6	71t	1
1984Billy Johnson	15	152	10.1	37	0
1985Anthony Allen	21	141	6.7	19	0
1986Floyd Dixon	26	151	5.8	16	0
1987Billy Johnson	21	168	8.0	45	0
1988Lew Barnes	34	307	9.0	68	0
1989Deion Sanders	28	307	11.0	68t	1
1990Deion Sanders	29	250	8.6	79t	1
1991Deion Sanders	21	170	8.1	23	0
1992Tony Smith	16	155	9.7	45	0
1993Tony Smith	32	255	8.0	51	0
1994Clarence Verdin	23	113	4.9	29	0
1995Eric Metcalf	39	383	9.8	66t	1
1996Eric Metcalf	27	296	11.0	39	0
1997Todd Kinchen	52	446	8.6	38	0
1998Tim Dwight	31	263	8.5	23	0
1999Tim Dwight	20	220	11.0	70t	1
2000Tim Dwight	33	309	9.4	70t	1
2001Darrien Gordon	31	437	14.1	74	0



YEARLY LEADERS

KICKOFF RETURNS (minimum - 10 returns)

Year	Player	No	Yds.	Avg.	LG	TD
1966	Ron Smith	43	1,013	23.6	80	0
1967	Ron Smith	39	976	25.0	99t	1
1968	Jim Butler	37	799	21.6	42	0
1969	Charlie Bryant	21	407	19.4	39	0
1970	Jim Butler	14	284	20.3	29	0
1971	Willie Belton	28	706	25.2	58	0
1972	Dave Hampton	25	535	21.0	52	0
1973	Joe Washington	20	432	21.6	30	0
1974	Gerald Tinker	29	704	24.3	59	0
1975	Gerald Tinker	13	307	23.6	33	0
1976	Rolland Lawrence	21	521	24.8	36	0
1977	Karl Farmer	23	466	20.3	30	0
1978	Dennis Pearson	25	662	26.7	100t	1
1979	Dennis Pearson	30	577	19.2	29	0
1980	Reggie Smith	25	512	20.5	35	0
1981	Reggie Smith	47	1,143	24.3	52	0
1982	Reggie Brown	24	466	19.4	33	0
1983	Kenny Johnson	11	224	20.4	28	0
1984	Sylvester Stamps	19	452	23.8	50	0
1985	Cliff Austin	39	838	21.5	94t	1
1986	Sylvester Stamps	24	514	21.4	35	0
1987	Sylvester Stamps	24	660	27.5	97t	1
1988	Evan Cooper	16	331	20.7	28	0
1989	Deion Sanders	35	725	20.7	72	0
1990	Deion Sanders	39	851	21.8	50	0
1991	Deion Sanders	26	576	22.2	100t	1
1992	Deion Sanders	40	1,067	26.7	99t	2
1993	Tony Smith	38	948	24.9	97t	1
1994	Clarence Verdin	44	1,026	23.3	69	0
1995	Roell Preston	30	627	20.9	44	0
1996	Eric Metcalf	49	1,034	21.1	55	0
1997	Byron Hanspard	40	987	24.7	99t	2
1998	Tim Dwight	36	973	27.0	93t	1
1999	Tim Dwight	44	944	21.5	40	0
2000	Darrick Vaughn	39	1,082	27.7	100t	3
2001	Darrick Vaughn	61	1,491	24.4	96t	1



YEARLY LEADERS

TACKLES

Year	Name	Total Tackles
1966	Tommy Nobis (173 solo)	296
1967	Tommy Nobis (41 solo)	67
1968	Tommy Nobis (39 solo)	69
1969	Greg Brezina (22 solo)	38
1970	Tommy Nobis (48 solo)	94
1971	Don Hansen (43 solo)	95
1972	Greg Brezina (80 solo)	130
1973	Greg Brezina (89 solo)	135
1974	Tommy Nobis (121 solo)	183
1975	Tommy Nobis (91 solo)	115
1976	Tommy Nobis (100 solo)	134
1977	Greg Brezina (67 solo)	90
1978	Fulton Kuykendall (98 solo)	284
1979	Robert Pennywell (77 solo)	109
1980	Buddy Curry (80 solo)	145
1981	Buddy Curry (107 solo)	135
1982	Buddy Curry (38 solo)	61
1983	Buddy Curry (127 solo)	229
1984	Rick Bryan (78 solo)	125
1985	Buddy Curry (82 solo)	137
1986	Buddy Curry (84 solo)	157
1987	John Rade (55 solo)	123
1988	John Rade (67 solo)	137
1989	Jessie Tuggle (112 solo)	183
1990	Jessie Tuggle (99 solo)	201
1991	Jessie Tuggle (106 solo)	207
1992	Jessie Tuggle (90 solo)	193
1993	Jessie Tuggle (120 solo)	185
1994	Jessie Tuggle (111 solo)	195
1995	Jessie Tuggle (126 solo)	180
1996	Jessie Tuggle (108 solo)	184
1997	Jessie Tuggle (123 solo)	123
1998	Cornelius Bennett (80 solo)	121
1999	Jessie Tuggle (85 solo)	122
2000	Marty Carter (86 solo)	131
2001	Keith Brooking (110 solo)	167

SACKS

Year	Name	No.
1966	Sam Williams	7.5
1967	Ralph Heck/Jim Norton	4.5
1968	Claude Humphrey	11.5
1969	Claude Humphrey	9.5
1970	Claude Humphrey/John Zook	9.0
1971	Claude Humphrey	12.0
1972	John Zook	6.5
1973	Claude Humphrey	10.0
1974	Claude Humphrey	12.5
1975	John Zook	10.0
1976	Claude Humphrey	15.0
1977	Jeff Merrow	10.0
1977	Claude Humphrey	10.0
1978	Greg Brezina	9.0
1979	Don Smith	9.0
1980	Joel Williams	16.0
1981	Al Richardson	10.0
1982	Don Smith	3.5
1983	Mike Pitts	7.0
1984	Don Smith	6.5
1985	Rick Bryan	7.5
1986	Rick Bryan	7.0
1987	Buddy Moore	4.0
1988	Aundray Bruce	6.0
1989	Marcus Cotton	9.0
1990	Tim Green	6.0
1991	Tim Green	5.0
1992	Darion Conner	7.0
1993	Pierce Holt	6.5
1994	Chuck Smith	11.0
1995	Chris Doleman	9.0
1996	Clay Matthews	6.5
1997	Chuck Smith	12.0
1998	Lester Archambeau	10.0
1999	Chuck Smith	10.0
2000	Travis Hall/Brady Smith	4.5
2001	Patrick Kerney	12.0



Falcons Offense and Defense Rankings

Falcons offense and defense rankings by yards (1970-2001)

OFFENSE				DEFENSE			
	Total	Rush	Pass		Total	Rush	Pass
2001	316.9 (15)	110.8 (16)	206.1 (17)	2001	365.3 (30)	121.4 (21)	243.9 (30)
2000	249.6 (30)	75.9 (28)	173.8 (24)	2000	350.4 (25)	123.9 (27)	226.5 (24)
1999	283.9 (27)	74.8 (30)	209.1 (17)	1999	326.4 (16)	129.5 (29)	196.9 (9)
1998	342.9 (7)	131.3 (6)	211.6 (11)	1998	295.9 (8)	75.2 (2)	220.7 (21)
1997	294.8 (23)	102.7 (19)	192.1 (22)	1997	319.1 (20)	104.1 (8)	215.0 (20)
1996	319.8 (17)	91.3 (27)	228.4 (9)	1996	361.6 (29)	127.6 (26)	234.1 (27)
1995	348.7 (10)	87.1 (27)	261.6 (6)	1995	380.5 (29)	96.7 (9)	283.8 (30)
1994	335.1 (7)	78.1 (28)	257.0 (5)	1994	364.3 (27)	105.8 (14)	258.5 (27)
1993	319.4 (11)	99.4 (23)	220.0 (6)	1993	338.8 (25)	111.5 (15)	227.3 (25)
1992	306.4 (10)	79.4 (27)	227.1 (4)	1992	346.8 (28)	143.4 (28)	203.4 (22)
1991	319.6 (8)	104.0 (16)	215.6 (6)	1991	328.0 (24)	122.1 (23)	205.9 (20)
1990	315.9 (10)	99.6 (21)	216.3 (6)	1990	329.4 (19)	84.8 (3)	244.6 (28)
1989	291.8 (24)	72.2 (28)	219.6 (9)	1989	376.6 (28)	154.4 (28)	222.1 (19)
1988	286.4 (25)	126.0 (14)	160.4 (25)	1988	355.8 (25)	144.9 (25)	210.8 (21)
1987	271.1 (28)	86.5 (28)	184.5 (22)	1987	393.8 (28)	182.3 (28)	211.5 (18)
1986	319.1 (17)	157.8 (3)	161.4 (25)	1986	306.8 (7)	119.8 (16)	187.0 (7)
1985	310.0 (20)	154.1 (3)	155.9 (27)	1985	365.6 (25)	128.3 (17)	237.4 (27)
1984	315.3 (19)	124.6 (15)	190.6 (20)	1984	329.9 (15)	134.6 (21)	195.4 (7)
1983	351.8 (8)	139.0 (11)	212.8 (11)	1983	364.1 (25)	144.3 (22)	219.8 (20)
1982	329.2 (9)	131.2 (9)	198.0 (18)	1982	316.4 (14)	116.0 (17)	200.4 (13)
1981	354.0 (7)	122.8 (18)	231.2 (5)	1981	334.6 (14)	104.1 (2)	230.5 (25)
1980	353.1 (3)	150.3 (5)	202.8 (9)	1980	329.0 (16)	104.4 (3)	224.6 (25)
1979	308.1 (17)	137.5 (16)	170.6 (15)	1979	359.9 (25)	135.2 (13)	224.8 (26)
1978	253.9 (26)	103.8 (27)	150.1 (16)	1978	276.9 (5)	129.2 (8)	147.8 (9)
1977	231.9 (25)	135.0 (17)	96.9 (27)	1977	231.6 (2)	132.7 (11)	98.9 (1)
1976	221.6 (27)	120.6 (25)	101.0 (28)	1976	327.0 (20)	184.1 (25)	142.9 (11)
1975	275.8 (20)	128.1 (19)	147.6 (19)	1975	343.7 (22)	162.6 (21)	181.1 (21)
1974	200.0 (26)	106.6 (21)	93.4 (26)	1974	295.4 (15)	183.1 (26)	112.3 (2)
1973	288.4 (15)	145.5 (10)	142.9 (12)	1973	254.2 (6)	152.1 (18)	102.1 (3)
1972	286.5 (16)	149.4 (9)	137.1 (20)	1972	269.1 (7)	147.4 (17)	121.7 (2)
1971	282.8 (15)	121.6 (16)	161.1 (11)	1971	270.5 (8)	153.5 (21)	117.0 (1)
1970	245.1 (23)	114.3 (15)	130.8 (23)	1970	276.9 (11)	123.0 (15)	153.9 (8)



ALL-TIME RESULTS



YEAR-BY-YEAR SCORES

1966 (3-11)

Seventh Place, Eastern Conference

Coach: Norb Hecker

Date		Atl. Opp.			
9-11	Los Angeles	14	19	L	54,418
9-18	at Philadelphia	10	23	L	54,049
9-25	at Detroit	10	28	L	47,615
10-2	Dallas	14	47	L	56,990
10-9	at Washington	20	33	L	50,116
10-16	San Francisco	7	44	L	54,788
10-23	at Green Bay(MW)	3	56	L	48,623
10-30	Cleveland	17	49	L	57,235
11-13	Baltimore	7	19	L	58,850
11-20	at N.Y. Giants	27	16	W	62,746
11-27	at Chicago	6	23	L	44,777
12-4	at Minnesota	20	13	W	37,117
12-11	St. Louis	16	10	W	57,169
12-18	Pittsburgh	33	57	L	56,229

204 437

1967 (1-12-1)

Fourth Place, Coastal Division

Coach: Norb Hecker

Date		Atl. Opp.			
9-17	at Baltimore	31	38	L	56,715
9-24	at San Francisco	7	38	L	30,207
10-1	at Green Bay(MW)	0	23	L	49,467
10-8	Philadelphia	7	38	L	53,868
10-15	Washington	20	20	T	56,538
10-22	at Detroit	3	24	L	50,601
10-29	Minnesota	21	20	W	52,859
11-5	at Dallas	7	37	L	54,751
11-12	Baltimore	7	49	L	58,850
11-19	Los Angeles	3	31	L	56,871
11-20	at New Orleans	24	27	L	83,437
12-3	at Los Angeles	3	20	L	46,395
12-10	San Francisco	28	34	L	51,798
12-17	Chicago	14	23	L	54,107

175 422

1968 (2-12)

Fourth Place, Coastal Division

Coach: Norm Van Brocklin (2-9), Norb Hecker (0-3)

Date		Atl. Opp.			
9-14	at Minnesota	7	47	L	45,563
9-22	Baltimore	20	28	L	50,428
9-29	at San Francisco	13	28	L	27,471
10-6	Green Bay	7	38	L	58,850
10-13	N.Y. Giants	24	21	W	49,962
10-20	at Los Angeles	14	27	L	54,443
10-27	at Cleveland	7	30	L	67,723
11-3	Pittsburgh	21	41	L	47,727
11-10	Los Angeles	10	17	L	53,979
11-17	at Chicago	16	13	W	44,214
11-24	at St. Louis	12	17	L	43,246
12-1	at Baltimore	0	44	L	60,238
12-8	Detroit	7	24	L	49,437
12-15	San Francisco	12	14	L	44,977

170 389

1969 (6-8)

Third Place, Coastal Division

Coach: Norm Van Brocklin

Date		Atl. Opp.			
9-21	San Francisco	24	12	W	45,940
9-28	at Los Angeles	7	17	L	58,031
10-5	Baltimore	14	21	L	57,806
10-12	Dallas	17	24	L	54,833
10-19	at San Francisco	21	7	W	28,684
10-26	at Green Bay	10	28	L	50,861
11-2	Los Angeles	6	38	L	58,850
11-9	at Detroit	21	27	L	53,242
11-16	Chicago	48	31	W	53,722
11-23	at Washington	20	27	L	50,345
11-30	at Baltimore	6	13	L	60,238
12-7	New Orleans	45	17	W	51,021
12-14	at Philadelphia	27	3	W	60,658
12-21	Minnesota	10	3	W	52,872

276 268

1970 (4-8-2)

Third Place, NFC Western Division

Coach: Norm Van Brocklin

Date		Atl. Opp.			
9-20	at New Orleans	14	3	W	77,042
9-27	at Green Bay	24	27	L	56,263
10-4	San Francisco	21	20	W	58,850
10-11	at Dallas	0	13	L	53,611
10-18	at Denver	10	24	L	50,705
10-25	New Orleans	32	14	W	58,850
11-1	Chicago	14	23	L	58,850
11-8	at Los Angeles	10	10	T	67,232
11-15	at Philadelphia	13	13	T	55,425
11-22	Los Angeles	7	17	L	58,850
11-30	Miami	7	20	L	54,036
12-6	at San Francisco	20	24	L	41,387
12-13	Pittsburgh	27	16	W	54,162
12-20	Minnesota	7	37	L	57,992

206 261

1971 (7-6-1)

Third Place, NFC Western Division

Coach: Norm Van Brocklin

Date		Atl. Opp.			
9-19	San Francisco	20	17	W	56,990
9-26	at Los Angeles	20	20	T	57,895
10-3	at Detroit	38	41	L	54,418
10-10	St. Louis	9	26	L	58,850
10-17	Los Angeles	16	24	L	58,850
10-24	New Orleans	28	6	W	58,850
10-31	at Cleveland	31	14	W	76,825
11-7	at Cincinnati	9	6	W	59,604
11-14	N.Y. Giants	17	21	L	58,850
11-22	Green Bay	28	21	W	58,850
11-28	at Minnesota	7	24	L	49,784
12-5	Oakland	24	13	W	58,850
12-12	at San Francisco	3	24	L	44,582
12-19	at New Orleans	24	20	W	75,954

274 277

YEAR-BY-YEAR SCORES

1972 (7-7)

Second Place, NFC Western Division
Coach: Norm Van Brocklin

Date	Atl. Opp.			
9-17	at Chicago37	21	W 55,701
9-24	at New England	..20	21	L 60,999
10-1	Los Angeles31	3	W 58,850
10-8	Detroit23	26	L 58,850
10-15	at New Orleans	...21	14	W 66,294
10-22	at Green Bay(MW)	10	9	W 47,967
10-29	San Francisco14	49	L 58,850
11-5	at Los Angeles7	20	L 75,081
11-12	New Orleans36	20	W 58,850
11-20	at Washington13	24	L 53,039
11-26	Denver23	20	W 58,850
12-3	Houston20	10	W 58,850
12-10	at San Francisco	..0	20	L 61,214
12-17	Kansas City14	17	L 58,850

269 274

1973 (9-5)

Second Place, NFC Western Division
Coach: Norm Van Brocklin

Date	Atl. Opp.			
9-16	at New Orleans	...62	7	W 66,428
9-23	at Los Angeles0	31	L 64,528
10-1	at Detroit6	31	L 45,519
10-7	San Francisco9	13	L 58,850
10-14	Chicago46	6	W 58,850
10-21	at San Diego41	0	W 41,527
10-28	at San Francisco	..17	3	W 56,825
11-4	Los Angeles15	13	W 58,850
11-11	at Philadelphia	...44	27	W 63,114
11-19	Minnesota20	24	W 58,850
11-25	at N.Y. Jets28	20	W 61,327
12-2	Buffalo6	17	L 58,850
12-9	St. Louis10	32	L 58,850
12-16	New Orleans14	10	W 58,850

318 224

1974 (3-11)

Fourth Place, NFC Western Division
Coach: Norm Van Brocklin (2-6);
Marion Campbell (1-5)

Date	Atl. Opp.			
9-15	Dallas0	24	L 57,322
9-22	San Francisco10	16	L 47,686
9-29	at New Orleans	...13	14	L 62,273
10-6	at N.Y. Giants14	7	W 50,415
10-13	Chicago13	10	W 47,835
10-20	New Orleans3	13	L 47,127
10-28	at Pittsburgh17	24	L 48,094
11-3	at Miami7	42	L 64,399
11-10	at Los Angeles0	21	L 70,056
11-17	Baltimore7	17	L 41,278
11-24	at San Francisco	..0	27	L 45,435
12-1	Los Angeles7	30	L 18,648
12-7	at Minnesota10	23	L 47,105
12-15	Green Bay10	3	W 10,020

111 271

1975 (4-10)

Third Place, NFC Western Division
Coach: Marion Campbell

Date	Atl. Opp.			
9-21	at St. Louis20	23	L 42,172
9-28	Detroit14	17	L 45,218
10-5	New Orleans14	7	W 29,444
10-12	at San Francisco	..17	3	W 44,043
10-19	at Los Angeles7	22	L 64,843
10-26	Cincinnati14	21	L 45,811
11-2	at New Orleans	...7	23	L 49,342
11-9	at Minnesota0	38	L 43,751
11-16	Los Angeles7	16	L 44,595
11-23	Denver35	21	W 28,686
11-30	at Oakland34	37	L 50,860 (OT)
12-7	Washington27	30	L 52,809
12-14	San Francisco31	9	W 38,501
12-21	at Green Bay13	22	L 56,267

240 289

1976 (4-10)

Fourth Place, NFC Western Division
Coach: Marion Campbell (1-4), Pat Peppler (3-6)

Date	Atl. Opp.			
9-12	Los Angeles14	30	L 53,607
9-19	at Detroit10	24	L 50,840
9-26	at Chicago10	0	W 41,029
10-3	Philadelphia13	14	L 45,535
10-10	at New Orleans	...0	30	L 51,521
10-17	Cleveland17	20	L 33,364
10-23	at San Francisco	..0	15	L 50,240
10-31	New Orleans23	20	W 34,127
11-7	at Seattle13	30	L 57,985
11-14	San Francisco21	16	W 20,058
11-21	Dallas17	10	W 54,992
11-28	at Houston14	20	L 25,838
12-4	at Los Angeles0	59	L 57,366
12-12	Green Bay20	24	L 23,436

172 312

1977 (7-7)

Second Place, NFC Western Division
Coach: Leeman Bennett

Date	Atl. Opp.			
9-18	Los Angeles17	6	W 55,956
9-25	at Washington	...6	10	L 55,031
10-2	N.Y. Giants17	3	W 46,374
10-9	at San Francisco	..7	0	W 38,009
10-16	at Buffalo0	3	L 27,348
10-23	at Chicago16	10	W 49,407
10-30	Minnesota7	14	L 59,257
11-6	San Francisco3	10	L 46,577
11-13	Detroit17	6	W 47,451
11-20	at New Orleans	...20	21	L 43,135
11-27	at Tampa Bay17	0	W 43,592
12-4	New England10	16	L 57,911
12-11	at Los Angeles7	23	L 52,574
12-18	New Orleans35	7	W 36,895

179 129

YEAR-BY-YEAR SCORES

1978 (9-7)

Second Place, NFC Western Division
NFC Wildcard Team
Coach: Leeman Bennett

Date	Atl. Opp.			
9-3	Houston20	14	W 57,328
9-10	at Los Angeles0	10	L 46,201
9-17	Cleveland16	24	L 56,648
9-24	at Tampa Bay9	14	L 58,072
10-1	N.Y. Giants23	20	W 47,765
10-8	at Pittsburgh7	31	L 48,202
10-15	Detroit14	0	W 51,172
10-22	at San Francisco20	17	W 34,133
10-30	Los Angeles15	7	W 57,250
11-5	San Francisco21	10	W 55,468
11-12	at New Orleans20	17	W 70,323
11-19	at Chicago7	13	L 46,022
11-26	New Orleans20	17	W 55,121
12-3	at Cincinnati7	37	L 25,601
12-10	Washington20	17	W 54,176
12-17	at St. Louis21	42	L 40,022
<hr/>				
240				290

NFC Wild Card

12-24	Philadelphia14	13	W 49,447
-------	--------------	---------	----	----------

NFC Divisional Playoff Game

12-31	at Dallas20	27	L 60,338
-------	-----------	---------	----	----------

1979 (6-10)

Third Place, NFC Western Division
Coach: Leeman Bennett

Date	Atl. Opp.			
9-2	at New Orleans40	34	W 70,940 (OT)
9-10	at Philadelphia14	10	W 55,935
9-16	Denver17	20	L 57,677 (OT)
9-23	at Detroit23	24	L 56,249
9-30	Washington7	16	L 56,819
10-7	Green Bay25	7	W 56,184
10-14	at Oakland19	50	L 52,900
10-21	at San Francisco15	20	L 33,952
10-29	Seattle28	31	L 52,566
11-4	Tampa Bay17	14	W 55,150
11-11	at N.Y. Giants3	24	L 60,860
11-19	at Los Angeles14	20	L 54,097
11-25	New Orleans6	37	L 42,815
12-2	at San Diego28	26	W 50,198
12-9	Los Angeles13	34	L 49,236
12-16	San Francisco31	21	W 37,211

300 388

1980 (12-4)

First Place, NFC Western Division
Coach: Leeman Bennett

Date	Atl. Opp.			
9-7	at Minnesota23	24	L 44,773
9-14	at New England37	21	W 48,321
9-21	Miami17	20	L 54,479
9-28	at San Francisco20	17	W 56,518
10-5	Detroit43	28	W 57,652
10-12	New York Jets7	14	L 57,458
10-19	at New Orleans41	14	W 62,651
10-26	Los Angeles13	10	W 57,401
11-2	at Buffalo30	14	W 57,959
11-9	at St. Louis33	27	W 48,662 (OT)
11-16	New Orleans31	13	W 53,871
11-23	Chicago28	17	W 49,164
11-30	Washington10	6	W 55,665
12-7	at Philadelphia20	17	W 70,205
12-14	San Francisco35	10	W 55,767
12-21	at Los Angeles17	20	L 62,469 (OT)

405 272

NFC Divisional Playoff Game

1-4	Dallas27	30	L 60,022
-----	--------	---------	----	----------

1981 (7-9)

Second Place, NFC Western Division
Coach: Leeman Bennett

Date	Atl. Opp.			
9-6	New Orleans27	0	W 57,406
9-13	at Green Bay31	17	W 55,382
9-20	San Francisco34	17	W 56,653
9-27	at Cleveland17	28	L 78,283
10-5	at Philadelphia13	16	L 71,488
10-11	Los Angeles35	37	L 57,841
10-18	St. Louis41	20	W 51,428
10-25	N.Y. Giants24	27	L 48,410 (OT)
11-1	at New Orleans41	10	W 63,637
11-8	at San Francisco14	17	L 59,127
11-15	Pittsburgh20	34	L 57,485
11-23	Minnesota31	30	W 54,086
11-29	at Houston31	27	W 40,201
12-6	at Tampa Bay23	24	L 69,221
12-14	at Los Angeles16	21	L 57,054
12-20	Cincinnati28	30	L 35,972

426 355

1982 (5-4)

Fifth Place, NFC #
Coach Leeman Bennett

Date	Atl. Opp.			
9-12	at N.Y. Giants16	14	W 74,286
9-19	L.A. Raiders14	38	L 54,774
11-21	L.A. Rams34	17	W 39,686
11-28	St. Louis20	23	L 33,411
12-5	at Denver34	17	W 75,103
12-12	New Orleans35	0	W 39,535
12-19	at San Francisco17	7	W 53,234
12-26	Green Bay7	38	L 50,245
1-2	at New Orleans6	35	L 47,336

183 199

NFC Divisional Playoffs

at Minnesota24	30	L 60,560
--------------	---------	----	----------

No Division titles declared

1983 (7-9)

Fourth Place, NFC Western Division
Coach: Dan Henning

Date	Atl. Opp.			
9-4	at Chicago20	17	W 60,165
9-11	N.Y. Giants13	16	L 52,850 (OT)
9-18	at Detroit30	14	W 54,622
9-25	at San Francisco20	24	L 57,814
10-2	Philadelphia24	28	L 50,621
10-9	New Orleans17	19	L 51,654
10-16	at L.A. Rams21	27	L 50,404
10-23	at N.Y. Jets27	21	W 46,878
10-30	New England24	13	W 47,546
11-6	at New Orleans10	27	L 67,062
11-14	L.A. Rams13	36	L 31,203
11-20	San Francisco28	24	W 32,782
11-27	Green Bay47	41	W 35,688 (OT)
12-4	at Washington21	37	L 52,074
12-10	at Miami24	31	L 56,725
12-18	Buffalo31	14	W 31,015

370 389

YEAR-BY-YEAR SCORES

1984 (4-12)

Fourth Place, NFC Western Division
Coach: Dan Henning

Date	Atl. Opp.			
9-2	at New Orleans.....	36	28	W 66,652
9-9	Detroit.....	24	27	L 49,878 (OT)
9-16	at Minnesota.....	20	27	L 53,955
9-23	Houston.....	42	10	W 45,248
9-30	at San Francisco ..	5	14	L 57,990
10-7	at Los Angeles.....	30	28	W 47,832
10-14	N.Y. Giants.....	7	19	L 50,268
10-22	Los Angeles.....	10	24	L 52,861
10-28	at Pittsburgh.....	10	35	L 55,971
11-5	at Washington.....	14	27	L 51,301
11-11	New Orleans.....	13	17	L 40,590
11-18	Cleveland.....	7	23	L 28,280
11-25	at Cincinnati.....	14	35	L 44,678
12-2	San Francisco.....	17	35	L 29,644
12-9	at Tampa Bay.....	6	23	L 33,808
12-16	Philadelphia.....	26	10	W 15,582

281 382

1985 (4-12)

Fourth Place, NFC Western Division
Coach: Dan Henning

Date	Atl. Opp.			
9-8	Detroit.....	27	28	L 37,785
9-15	at San Francisco. 16	35	L	58,923
9-22	Denver.....	28	44	L 37,903
9-29	at L.A. Rams.....	6	17	L 49,870
10-6	San Francisco. ..	17	38	L 44,740
10-13	at Seattle.....	26	30	L 60,430
10-20	New Orleans.....	31	24	W 44,784
10-27	at Dallas.....	10	24	L 57,941
11-3	Washington.....	10	44	L 42,209
11-10	at Philadelphia ..	17	23	L 63,694 (OT)
11-17	L.A. Rams.....	30	14	W 29,960
11-24	at Chicago.....	0	36	L 65,790
12-1	L.A. Raiders.....	24	34	L 20,585
12-8	at Kansas City.....	10	38	L 18,199
12-15	Minnesota.....	14	13	W 14,167
12-22	at New Orleans. 16	10	W	37,717

282 452

1986 (7-8-1)

Third Place, NFC Western Division
Coach: Dan Henning

Date	Atl. Opp.			
9-7	at New Orleans.....	31	10	W 67,950
9-14	St. Louis.....	33	13	W 46,463
9-21	at Dallas.....	37	35	W 62,880
9-28	at Tampa Bay.....	23	20	W 38,950 (OT)
10-5	Philadelphia.....	0	16	L 57,104
10-12	L.A. Rams.....	26	14	W 51,662
10-19	San Francisco.....	10	10	T 55,306 (OT)
10-26	at L.A. Rams.....	7	14	L 56,993
11-2	at New England ..	17	25	L 60,597
11-9	N.Y. Jets.....	14	28	L 53,476
11-16	Chicago.....	10	13	L 55,520
11-23	at San Francisco ..	0	20	L 58,747
11-30	at Miami.....	20	14	W 53,762
12-7	Indianapolis.....	23	28	L 30,397
12-14	New Orleans.....	9	14	L 39,994
12-21	at Detroit.....	20	6	W 35,255

280 280

1987 (3-12)

Fourth Place, NFC Western Division
Coach: Marion Campbell

Date	Atl. Opp.			
9-13	at Tampa Bay.....	10	48	L 51,250
9-20	Washington.....	21	20	W 50,882
9-27	at New Orleans (cancelled by strike)			
10-4	Pittsburgh.....	12	28	L 16,667
10-11	San Francisco* ..	17	25	L 8,684
10-18	L.A. Rams.....	24	20	W 15,813
10-25	at Houston.....	33	37	L 29,062
11-1	New Orleans.....	0	38	L 42,196
11-8	at Cleveland.....	3	38	L 71,135
11-15	Cincinnati.....	10	16	L 25,758
11-22	at Minnesota.....	13	24	L 53,866
11-29	St. Louis.....	21	34	L 15,909
12-6	at Dallas.....	21	10	W 40,103
12-13	at L.A. Rams.....	0	33	L 43,310
12-20	at San Francisco* ..	7	35	L 54,698
12-27	Detroit.....	13	30	L 13,906

205 436

* Site change due to baseball playoffs

1988 (5-11)

Fourth Place, NFC Western Division
Coach: Marion Campbell

Date	Atl. Opp.			
9-4	at Detroit.....	17	31	L 31,075
9-11	New Orleans.....	21	29	L 48,901
9-18	at San Francisco ..	34	17	W 60,168
9-25	at Dallas.....	20	26	L 39,702
10-2	Seattle.....	20	31	L 28,619
10-9	L.A. Rams.....	0	33	L 30,852
10-16	at Denver.....	14	30	L 75,287
10-23	N.Y. Giants.....	16	23	L 45,092
10-30	at Philadelphia ..	27	24	W 60,091
11-6	Green Bay.....	20	0	W 29,952
11-13	San Diego.....	7	10	L 26,329
11-20	at L.A. Raiders ..	12	6	W 40,967
11-27	Tampa Bay.....	17	10	W 14,020
12-4	San Francisco ..	3	13	L 44,048
12-11	at L.A. Rams.....	7	22	L 42,828
12-18	at New Orleans.....	9	10	L 60,566

244 315

1989 (3-13)

Fourth Place, NFC Western Division
Coach: Marion Campbell (3-9),
Jim Hanifan (0-4)

Date	Atl. Opp.			
9-10	L.A. Rams.....	21	31	L 38,708
9-17	Dallas.....	27	21	W 55,285
9-24	at Indianapolis.....	9	13	L 57,816
10-1	at Green Bay(MW) 21	23	L	54,647
10-8	at L.A. Rams.....	14	26	L 52,182
10-15	New England.....	16	15	W 39,697
10-22	at Phoenix.....	20	34	L 33,894
10-29	at New Orleans.....	13	20	L 65,153
11-5	Buffalo.....	30	28	W 45,267
11-12	at San Francisco ..	3	45	L 59,914
11-19	New Orleans.....	17	26	L 53,173
11-26	at N.Y. Jets.....	7	27	L 40,429
12-3	San Francisco ..	10	23	L 43,128
12-10	at Minnesota.....	17	43	L 58,116
12-17	Washington.....	30	31	L 37,501
12-24	Detroit.....	24	31	L 7,792

279 437

YEAR-BY-YEAR SCORES

1990 (5-11)

Fourth Place, NFC Western Division
Coach: Jerry Glanville

Date	Atti. Opp.	Score	Result	Points
9-9	Houston	47	27 W	56,222
9-16	at Detroit	14	21 L	48,961
9-23	at San Francisco	13	19 L	62,858
10-7	New Orleans	28	27 W	57,401
10-14	San Francisco	35	45 L	57,921
10-21	at L.A. Rams	24	44 L	54,761
10-28	Cincinnati	38	17 W	53,214
11-4	at Pittsburgh	9	21 L	57,093
11-11	at Chicago	24	30 L	62,855
11-18	Philadelphia	23	24 L	53,755
11-25	at New Orleans	7	10 L	68,629
12-2	at Tampa Bay	17	23 L	42,839
12-9	Phoenix	13	24 L	36,222
12-16	at Cleveland	10	13 L	46,536
12-23	L.A. Rams	20	13 W	30,021
12-30	Dallas	26	7 W	50,097

348 365

1991 (10-6)

Second Place, NFC Western Division
NFC Wild Card Team
Coach: Jerry Glanville

Date	Atti. Opp.	Score	Result	Points
9-1	at Kansas City	3	14 L	74,246
9-8	Minnesota	19	20 L	50,936
9-15	at San Diego	13	10 W	44,804
9-22	L.A. Raiders	21	17 W	53,615
9-29	New Orleans	6	27 L	56,556
10-13	at San Francisco*	39	34 W	57,343
10-20	at Phoenix	10	16 L	24,124
10-27	L.A. Rams	31	14 W	50,187
*11-3	San Francisco	17	14 W	51,259
11-10	at Washington	17	56 L	52,641
11-17	Tampa Bay	43	7 W	41,274
11-24	at New Orleans	23	20 W	68,591 (OT)
12-1	Green Bay	35	31 W	43,270
12-8	at L.A. Rams	31	14 W	35,315
12-15	Seattle	26	13 W	55,834
12-22	at Dallas	27	31 L	60,962

361 338

NFC Wild Card

12-29 at New Orleans.....27 20 W 68,794

NFC Divisional Playoff

1-4-92 at Washington.....7 24 L 55,181

* Site change due to baseball playoffs

1992 (6-10)

Third Place, NFC Western Division
Coach: Jerry Glanville

Date:	Atti. Opp.	Score	Result	Points
9-6	N.Y. Jets	20	17 W	65,585
9-13	at Washington	17	24 L	54,343
9-20	New Orleans	7	10 L	67,328
9-27	at Chicago	31	41 L	63,528
10-4	Green Bay	24	10 W	63,769
10-11	at Miami	17	21 L	68,633
10-18	at San Francisco	17	56 L	63,302
11-1	L.A. Rams	30	28 W	62,168
11-9	San Francisco	3	41 L	67,404
11-15	Phoenix	20	17 W	58,477
11-22	at Buffalo	14	41 L	80,004
11-29	New England	34	0 W	54,494
12-3	at New Orleans	14	22 L	68,591
12-13	at Tampa Bay	35	7 W	39,056
12-21	Dallas	17	41 L	67,036
12-27	at L.A. Rams	27	38 L	37,706

327 414

1993 (6-10)

Third Place, NFC Western Division
Coach: Jerry Glanville

Date:	Atti. Opp.	Score	Result	Points
9-5	at Detroit	13	30 L	56,216
9-12	New Orleans	31	34 L	64,287
9-19	at San Francisco	30	37 L	63,032
9-27	Pittsburgh	17	45 L	65,477
10-3	at Chicago	0	6 L	57,441
10-14	L.A. Rams	30	24 W	45,231
10-24	at New Orleans	26	15 W	69,043
10-31	Tampa Bay	24	31 L	50,647
11-14	at L.A. Rams	13	0 W	37,073
11-21	Dallas	27	14 W	67,337
11-28	Cleveland	17	14 W	54,510
12-05	at Houston	17	33 L	58,186
12-11	San Francisco	27	24 W	64,688
12-19	at Washington	17	30 L	50,192
12-26	at Cincinnati	17	21 L	27,014
01-02	Phoenix	10	27 L	44,360

316 385

1994 (7-9)

Third Place, NFC Western Division
Coach: June Jones

Date:	Atti. Opp.	Score	Result	Points
9-4	at Detroit	28	31 L	60,740 (OT)
9-11	L.A. Rams	31	13 W	55,378
9-18	Kansas City	10	30 L	67,357
9-25	at Washington	10	20 W	53,238
10-2	at L.A. Rams	8	5 W	34,599
10-9	Tampa Bay	34	13 W	52,633
10-16	San Francisco	3	42 L	67,298
10-23	at L.A. Raiders	17	30 L	42,192
11-6	San Diego	10	9 W	59,217
11-13	at New Orleans	32	33 L	60,313
11-20	at Denver	28	32 L	70,594
11-27	Philadelphia	28	21 W	60,008
12-4	at San Francisco	14	50 L	60,549
12-11	New Orleans	20	29 L	61,307
12-21	at Green Bay(MW)	17	21 L	54,885
12-27	Arizona	10	6 W	35,311

317 385

1995 (9-7)

Second Place, NFC Western Division
NFC Wildcard Team
Coach: June Jones

Date:	Atti. Opp.	Score	Result	Points
9-4	Carolina	23	20 W	58,808 (OT)
9-10	at San Francisco	10	41 L	63,627
9-17	at New Orleans	27	24 W	57,442 (OT)
9-24	N.Y. Jets	13	3 W	40,778
10-1	New England	30	17 W	47,114
10-12	at St. Louis	19	21 L	59,700
10-22	at Tampa Bay	24	21 W	66,135
10-29	Dallas	13	28 L	70,089
11-5	Detroit	34	22 W	49,619
11-12	at Buffalo	17	23 L	62,690
11-19	St. Louis	31	6 W	46,309
11-26	at Arizona	37	40 L	35,147 (OT)
12-3	at Miami	20	21 L	63,395
12-10	New Orleans	19	14 W	54,603
12-17	at Carolina	17	21 L	53,833
12-24	San Francisco	28	27 W	51,785

362 349

NFC Wild Card

12-31 at Green Bay.....20 37 L 60,453

YEAR-BY-YEAR SCORES

1996 (3-13)

Fourth Place, NFC Western Division
Coach: June Jones

Date:		Atl. Opp.			
9-1	at Carolina	6	29	L	69,522
9-8	Minnesota	17	23	L	42,688
9-22	Philadelphia	18	33	L	40,107
9-29	at San Francisco	17	39	L	62,995
10-6	at Detroit	24	28	L	58,666
10-13	Houston	13	23	L	35,401
10-20	at Dallas	28	32	L	64,091
10-27	Pittsburgh	17	20	L	58,760
11-3	Carolina	20	17	W	42,726
11-10	at St. Louis	16	59	L	58,776
11-17	New Orleans	17	15	W	43,119
11-24	at Cincinnati	31	41	L	44,868
12-2	San Francisco	10	34	L	46,318
12-8	at New Orleans	31	15	W	32,923
12-15	St. Louis	27	34	L	26,519
12-22	at Jacksonville	17	19	L	71,449
<hr/>					
309 461					

1997 (7-9)

Third Place, NFC Western Division
Coach: Dan Reeves

Date:		Atl. Opp.			
8-31	at Detroit	17	28	L	61,244
9-7	Carolina	6	9	L	51,829
9-14	Oakland	31	36	L	47,922
9-21	at San Francisco	7	34	L	60,404
9-28	Denver	21	29	L	48,211
10-12	at New Orleans	23	17	W	65,619
10-19	San Francisco	28	35	L	53,378
10-26	at Carolina	12	21	L	54,675
11-2	St. Louis	34	31	W	36,583
11-9	Tampa Bay	10	31	L	46,018
11-16	at St. Louis	27	21	W	64,299
11-23	New Orleans	20	3	W	48,620
11-30	at Seattle	24	17	W	52,584
12-7	at San Diego	14	3	W	46,317
12-14	Philadelphia	20	17	W	42,866
12-21	at Arizona	26	29	L	32,003
<hr/>					
320 361					



1998 (14-2)

1st Place, NFC Western Division
NFC Champions
Coach: Dan Reeves

Date:		Atl. Opp.			
9-6	at Carolina	19	14	W	65,129
9-13	Philadelphia	17	12	W	46,456
9-27	at San Francisco	20	31	L	62,296
10-4	Carolina	51	23	W	50,724
10-11	at N.Y. Giants	34	20	W	71,173
10-18	New Orleans	31	23	W	60,774
10-25	at N.Y. Jets	3	28	L	71,573
11-1	St. Louis	37	15	W	37,996
11-8	at New England	41	10	W	59,790
11-15	San Francisco	31	19	W	69,828
11-22	Chicago	20	13	W	60,804
11-29	at St. Louis	21	10	W	47,971
12-6	Indianapolis	28	21	W	61,141
12-13	at New Orleans	27	17	W	61,678
12-20	at Detroit	24	17	W	67,143
12-27	Miami	38	16	W	69,754
<hr/>					
442 289					

1998 Postseason (2-1)

Divisional Playoff Game

Date:		Atl. Opp.			
1-9	San Francisco	20	18	W	70,262

NFC Championship Game

Date:		Atl. Opp.			
1-17	at Minnesota (OT)	30	27	W	64,060

Super Bowl XXXIII

Date:		Atl. Opp.			
1-31	vs Denver	19	34	L	74,803

1999 (5-11)

3rd Place, NFC Western Division
Coach: Dan Reeves

Date:		Atl. Opp.			
9-12	Minnesota	14	17	L	69,555
9-20	at Dallas	7	24	L	63,663
9-26	at St. Louis	7	35	L	63,253
10-3	Baltimore	13	19	L	50,712 (OT)
10-10	at New Orleans	20	17	W	57,289
10-17	St. Louis	13	41	L	51,973
10-25	at Pittsburgh	9	13	L	58,141
10-31	Carolina	27	20	W	52,594
11-7	Jacksonville	7	30	L	68,466
11-21	at Tampa Bay	10	19	L	65,158
11-28	at Carolina	28	34	L	55,507
12-5	New Orleans	35	12	W	62,568
12-12	at San Francisco	7	26	L	67,465
12-19	at Tennessee	17	30	L	66,196
12-26	Arizona	37	14	W	47,074
1-3	San Francisco	34	29	W	57,980
<hr/>					
285 380					

YEAR-BY-YEAR SCORES

2000 (4-12)

5th Place, NFC Western Division
Coach: Dan Reeves

Date:	Atl. Opp.			
9-3	San Francisco	36	28	W 54,626
9-10	at Denver	14	42	L 75,466
9-17	at Carolina	15	10	W 73,025
9-24	St Louis	20	41	L 58,761
10-1	at Philadelphia	10	38	L 65,424
10-8	New York Giants	6	13	L 50,947
10-15	at St. Louis	29	45	L 66,019
10-22	New Orleans	19	21	L 56,508
10-29	Carolina	13	12	W 46,178
11-5	Tampa Bay	14	27	L 70,097
11-12	at Detroit	10	13	L 74,309
11-19	at San Francisco	6	16	L 67,447
11-26	at Oakland	14	41	L 55,175
12-3	Seattle	10	30	L 44,680
12-17	at New Orleans	7	23	L 64,900
12-27	Kansas City	29	13	W 41,017

252 413

2001 (7-9)

4th Place, NFC Western Division
Coach: Dan Reeves

Date:	Atl. Opp.			
9-9	at San Francisco	13	16	L 65,989 (OT)
9-23	Carolina	24	16	W 49,312
9-30	at Arizona	34	14	W 28,878
10-7	Chicago	3	13	L 47,640
10-14	San Francisco	31	37	L 65,424 (OT)
10-21	at New Orleans	20	13	W 70,020
11-4	New England	10	24	L 45,572
11-11	Dallas	20	13	W 70,452
11-18	at Green Bay	23	20	W 59,849
11-25	at Carolina	10	7	W 72,234
12-2	St. Louis	6	35	L 60,787
12-9	New Orleans	10	28	L 68,826
12-16	at Indianapolis	27	41	L 55,603
12-23	Buffalo	33	30	W 43,320
12-30	at Miami	14	21	L 73,619
1-6	at St. Louis	13	31	L 66,033

291 377



PRESEASON RESULTS

(OVERALL RECORD: 63-79-1)

1966 (1-4)

Philadelphia at Atlanta (20,072).....	7-9
Atlanta at St. Louis (34,303)	10-20
NY Giants at Atlanta	7-14
<i>(Nashville - 20,945)</i>	
Cleveland at Atlanta (48,548).....	3-42
San Francisco vs. Atlanta	24-17
<i>(Columbia - 21,780)</i>	

1967 (2-2-1)

Atlanta at New York Giants	10-10
<i>(Ithaca - 20,000)</i>	
Atlanta at Miami (50,822)	27-17
Cleveland at Atlanta (52,240).....	34-31
Atlanta vs. Minnesota	3-16
<i>(Cleveland - 84,236)</i>	
Atlanta at New Orleans (67,486)	14-27

1968 (1-4)

Atlanta vs. Washington	14-16
<i>(Tampa - 42,180)</i>	
Atlanta vs. NY Giants	13-17
<i>(Nashville - 14,555)</i>	
Atlanta vs. NY Jets	12-27
<i>(Birmingham - 27,406)</i>	
NO at Atlanta (49,832).....	16-10
Atlanta at Miami (36,122)	13-19

1969 (2-4)

Philadelphia vs. Atlanta	13-7
<i>(Portland - 21,625)</i>	
Atlanta at Boston (24,084)	34-16
Washington at Atlanta (56,990)	7-24
Atlanta at New Orleans (69,898)	17-21
Atlanta at Kansas City (37,273)	10-14
Atlanta vs. G.B. (Canton - 17,411)	24-38

1970 (4-1)

NY Jets vs. Atlanta	33-7
<i>(Winston-Salem - 19,700)</i>	
Atlanta at Washington (35,186)	13-21
Kansas City at Atlanta (56,990)	22-17
Atlanta at Buffalo (30,869)	10-7
Atlanta at Miami (50,259)	20-17

1971 (3-2)

Atlanta at Kansas City (37,403)	10-12
Denver vs. Atlanta	27-10
<i>(Memphis - 22,474)</i>	
Buffalo at Atlanta (53,090)	35-24
Atlanta at New England (48,631)	45-35
Atlanta at San Diego (32,555)	14-21

1972 (1-4)

Atlanta at San Diego (41,404)	7-30
Pittsburgh at Atlanta (53,288)	17-31
Atlanta at Miami (75,372)	10-24
New York Jets at Atlanta (37,806).....	3-9
Atlanta at Cincinnati (55,804)	44-14

1973 (2-3)

Baltimore at Atlanta (57,122)	34-10
New England at Atlanta (56,238)	27-10
Cleveland vs. Atlanta.....	17-20
<i>(Knoxville - 40,831)</i>	
Cincinnati at Atlanta (55,863).....	20-31
Atlanta at Pittsburgh (50,350)	0-19

1974 (4-2)

Atlanta at Philadelphia (15,379)	23-7
Atlanta at Oakland	16-28
<i>(Berkeley - 34,319)</i>	
Cincinnati at Atlanta	7-13
<i>(Grant Field 44,127)</i>	
Atlanta at Houston (27,116)	10-6
Baltimore at Atlanta (50,085)	23-7
Atlanta at Denver (43,253)	20-14

1975 (3-3)

Atlanta at Washington (18,444)	16-14
Baltimore vs. Atlanta	10-3
<i>(Lincoln, Neb - 43,097)</i>	
Oakland at Atlanta (39,878)	7-22
NY Jets at Atlanta (34,387).....	13-16
Buffalo vs. Atlanta	14-16
<i>(Tampa, Fla. - 41,212)</i>	
Philadelphia at Atlanta (28,675).....	17-14

1976 (2-4)

Washington at Atlanta (38,808)	10-17
Cleveland vs. Atlanta.....	7-31
<i>(Stillwater, Okla - 24,227)</i>	
Tampa Bay vs. Atlanta	3-17
<i>(Jacksonville, Fla. - 11,342)</i>	
New England at Atlanta (23,495)	17-28
Baltimore at Atlanta (24,986)	21-7
Atlanta at G.B. (Milw - 54,989)	26-7

1977 (3-3)

Atlanta at St. Louis (24,667)	3-0
NY Jets at Atlanta (28,954).....	2-17
Denver at Atlanta (21,239)	2-10
Tampa Bay vs. Atlanta	30-21
<i>(Orlando - 31,123)</i>	
Atlanta at Kansas City (22,748)	24-16
Atlanta New England (41,346)	0-29

1978 (2-2)

Atlanta at N.Y. Jets (31,480)	20-17
Atlanta at Pittsburgh (46,444)	7-13
Philadelphia at Atlanta (51,306).....	7-24
Atlanta at Washington (29,487)	10-7

1979 (0-4)

New England at Atlanta (53,228)	14-37
Atlanta at St. Louis (39,705)	17-42
Washington at Atlanta (52,478)	6-16
Atlanta at Green Bay (55,416)	35-45

1980 (1-3)

Atlanta at Seattle (59,555)	10-14
Pittsburgh at Atlanta (55,695)	14-17
Atlanta at San Diego (47,184)	9-17
Baltimore at Atlanta (42,983)	51-35

1981 (2-3)

Atlanta vs. Cleveland.....	10-24
<i>(Canton, Ohio - 23,921)</i>	
Atlanta at Oakland (42,697)	16-17
New York Jets at Atlanta (51,163).....	21-20
Atlanta at Minnesota (42,908)	19-20
Tampa Bay at Atlanta (53,688).....	27-7

PRESEASON RESULTS

1982 (2-2)

Minnesota at Atlanta (49,831)	20-17
Atlanta vs. Baltimore	3-34
<i>(Phoenix - 56,748)</i>	
Philadelphia at Atlanta (51,175)	24-21
Atlanta at Tampa Bay (62,933)	0-34

1983 (2-2)

Washington at Atlanta (46,052)	13-10
Atlanta at Denver (73,199)	10-21
Atlanta at Tampa Bay (57,237)	6-17
Baltimore at Atlanta (37,420)	10-7

1984 (1-3)

Atlanta at Minnesota (51,693).....	6-37
Atlanta at New Orleans (58,502)	21-31
Tampa Bay at Atlanta (29,610)	52-21
Denver at Atlanta (30,988)	13-24

1985 (2-2)

Washington at Atlanta (30,574)	14-17
Atlanta at Tampa Bay (34,040)	23-17
Atlanta at G.B. (Milw - 49,703)	24-28
Miami at Atlanta (32,768)	19-17

1986 (2-2)

N.Y. Giants at Atlanta (25,445)	31-24
Atlanta at Tampa Bay (28,797)	20-17
Cleveland at Atlanta (33,637)	21-27
Atlanta at Washington (52,619)	21-29

1987 (1-3)

Buffalo at Atlanta (31,166)	19-14
Atlanta at Kansas City (39,164)	10-13
Cleveland at Atlanta (35,960)	3-23
N.E. vs. Atlanta	13-14
<i>(Jacksonville - 59,129)</i>	

1988 (2-2)

Atlanta at New England (32,949)	34-30
Kansas City at Atlanta (23,369)	13-27
Tampa Bay at Atlanta (18,141)	19-14
Washington at Atlanta	17-34
<i>(Birmingham - 51,400)</i>	

1989 (1-3)

Atlanta at Philadelphia (40,145)	17-23
Atlanta at Tampa Bay (28,330)	0-27
New England at Atlanta (21,118)	7-23
Buffalo vs. Atlanta	36-17
<i>(Jacksonville- 41,813)</i>	

1990 (4-0)

Washington at Atlanta	31-27
<i>(Chapel Hill, N.C. - 52,036)</i>	
Cincinnati at Atlanta (43,472)	34-17
Atlanta at GB (Milwaukee 51,069)	17-14
Atlanta at New England (24,106)	45-14

1991 (2-2)

L.A. Rams at Atlanta	38-17
<i>(Jacksonville 66,531)</i>	
Houston at Houston (52,140)	36-7
Tampa Bay at Atlanta (41,983)	7-12
Atlanta at Dallas (53,689) OT	17-20

1992 (1-3)

Atlanta at Cleveland (59,566)	0-7
Atlanta at Tampa Bay (37,000)	28-40
Philadelphia at Atlanta (66,834)	20-10
Buffalo at Atlanta (62,565)	21-27

1993 (1-3)

Miami at Atlanta (51,798)	27-28
Tampa Bay at Atlanta (49,108)	20-10
Atlanta at Philly (54,425)	20-37
Atlanta at Buffalo (51,232)	16-17

1994 (3-2)

Atlanta vs. S.D (23,185)	21-17
<i>(Hall of Fame Game, Canton, Ohio)</i>	
Atlanta at Denver (72,231)	16-37
Buffalo at Atlanta (46,595)	27-7
Atlanta at Cleveland (51,602)	7-28
Philadelphia at Atlanta (40,780)	20-12

1995 (2-2)

Atlanta at Philadelphia (43,678)	17-25
Miami at Atlanta (42,579)	37-0
Cleveland at Atlanta (41,813)	19-10
Atlanta at Buffalo (41,765)	14-20

1996 (2-2)

Atlanta at Seattle (30,284)	17-19
Atlanta at Tampa Bay (32,855)	0-16
Oakland at Atlanta (30,553)	27-6
Arizona at Atlanta (29,306)	31-30

1997 (1-3)

Atlanta at Detroit (40,425)	17-20
Tampa Bay at Atlanta (34,219)	17-12
Washington at Atlanta (37,984)	31-35
Atlanta at Jacksonville (67,743)	17-26

1998 (2-2)

Tennessee at Atlanta (29,313)	16-31
Atlanta at Detroit (45,749)	7-3
Atlanta at Pittsburgh (54,689)	22-28
Cincinnati at Atlanta (26,269)	17-0

1999 (2-2)

Detroit at Atlanta (47,653)	35-31
Baltimore at Atlanta (44,843)	6-19
Atlanta at Tennessee (65,729)	3-17
Atlanta at Cincinnati (39,651)	28-16

2000 (4-1)

Atlanta at Indianapolis (47,985)	20-13
Atlanta at Dallas (42,178)	20-9
<i>(American Bowl, Tokyo Japan)</i>	
Cincinnati at Atlanta (38,346)	31-16
San Diego at Atlanta (38,384)	14-28
Atlanta at Jacksonville (55,946)	31-20

2001 (3-1)

Pittsburgh at Atlanta (44,275)	16-17
Atlanta at N.Y. Jets (76,658)	20-10
Atlanta at Washington (67,211)	27-6
Tampa Bay at Atlanta (44,162)	36-7

Series vs. Opponents

***ATLANTA vs. ARIZONA**

Cardinals lead series, 13-8
 1966-Falcons, 16-10 (A)
 1968-Cardinals, 17-12 (SIL)
 1971-Cardinals, 26-9 (A)
 1973-Cardinals, 32-10 (A)
 1975-Cardinals, 23-20 (SIL)
 1978-Cardinals, 42-21 (SIL)
 1980-Falcons, 33-27 (StL)(OT)
 1981-Falcons, 41-20 (A)
 1982-Cardinals, 23-20 (A)
 1986-Falcons, 33-13 (A)
 1987-Cardinals, 34-21 (A)
 1989-Cardinals, 34-20 (P)
 1990-Cardinals, 24-13 (A)
 1991-Cardinals, 16-10 (P)
 1992-Falcons, 20-17 (A)
 1993-Cardinals, 27-10 (A)
 1994-Falcons, 10-6 (A)
 1995-Cards, 40-37 (P) (OT)
 1997-Cardinals, 29-26 (P)
 1999-Falcons, 37-14 (A)
 2001-Falcons, 34-14 (P)
 (Points-Cardinals 498,
 Falcons 453)
 *Franchise in St. Louis prior to
 1988 and in Chicago prior to
 1960, known as Phoenix prior
 to 1994.

ATLANTA vs. BALTIMORE

Ravens lead series, 1-0
 1999-Ravens, 19-13 (A)(OT)

ATLANTA vs. BUFFALO

Series tied, 4-4
 1973-Bills, 17-6 (A)
 1977-Bills, 3-0 (B)
 1980-Falcons, 30-14 (B)
 1983-Falcons, 31-14 (A)
 1989-Falcons, 30-28 (A)
 1992-Bills, 41-14 (B)
 1995-Bills, 23-17 (B)
 2001-Falcons, 33-30 (A)
 (Points-Bills 170,
 Falcons 161)

ATLANTA vs. CAROLINA

Falcons lead series, 9-5
 1995-Falcons, 23-20 (A)(OT)
 Panthers, 21-17 (C)
 1996-Panthers, 29-6 (C)
 Falcons, 20-17 (A)
 1997-Panthers, 9-6 (A)
 Panthers, 21-12 (C)
 1998-Falcons, 19-14 (C)
 Falcons, 51-23 (A)
 1999-Falcons, 27-20 (A)
 Panthers, 34-28 (C)
 2000-Falcons, 15-10 (C)
 Falcons, 13-12 (A)
 2001-Falcons, 24-16 (A)
 Falcons, 10-7 (C)
 (Points-Falcons 271,
 Panthers 253)

ATLANTA vs. CHICAGO

Series tied, 10-10
 1966-Bears, 23-6 (C)
 1967-Bears, 23-14 (A)
 1968-Falcons, 16-13 (C)
 1969-Falcons, 48-31 (A)
 1970-Bears, 23-14 (A)
 1972-Falcons, 37-21 (C)
 1973-Falcons, 46-6 (A)
 1974-Falcons, 13-10 (A)
 1976-Falcons, 10-0 (C)
 1977-Falcons, 16-10 (C)
 1978-Bears, 13-7 (C)
 1980-Falcons, 28-17 (A)
 1983-Falcons, 20-17 (C)
 1985-Bears, 36-0 (C)
 1986-Bears, 13-10 (A)
 1990-Bears, 30-24 (C)
 1992-Bears, 41-31 (C)
 1993-Bears, 6-0 (C)
 1998-Falcons, 20-13 (A)
 2001-Bears, 31-3 (A)
 (Points-Bears 377,
 Falcons 363)

ATLANTA vs. CINCINNATI

Bengals lead series, 7-2
 1971-Falcons, 9-6 (C)
 1975-Bengals, 21-14 (A)
 1978-Bengals, 37-7 (C)
 1981-Bengals, 30-28 (A)
 1984-Bengals, 35-14 (C)
 1987-Bengals, 16-10 (A)
 1990-Falcons, 38-17 (A)
 1993-Bengals, 21-17 (C)
 1996-Bengals, 41-31 (C)
 (Points-Bengals 224,
 Falcons 168)

ATLANTA vs. CLEVELAND

Browns lead series, 8-2
 1966-Browns, 49-17 (A)
 1968-Browns, 30-7 (C)
 1971-Falcons, 31-14 (C)
 1976-Browns, 20-17 (A)
 1978-Browns, 24-16 (A)
 1981-Browns, 28-17 (C)
 1984-Browns, 23-7 (A)
 1987-Browns, 38-3 (C)
 1990-Browns, 13-10 (C)
 1993-Falcons, 17-14 (A)
 (Points-Browns 253,
 Falcons 142)

ATLANTA vs. DALLAS

Cowboys lead series, 12-7
Cowboys lead postseason, 2-0
 1966-Cowboys, 47-14 (A)
 1967-Cowboys, 37-7 (D)
 1969-Cowboys, 24-17 (A)
 1970-Cowboys, 13-0 (D)
 1974-Cowboys, 24-0 (A)
 1976-Falcons, 17-10 (A)
 *1978-Cowboys, 27-20 (D)
 *1980-Cowboys, 30-27 (A)
 1985-Cowboys, 24-10 (D)
 1986-Falcons, 37-35 (D)
 1987-Falcons, 21-10 (D)
 1988-Cowboys, 26-20 (D)
 1989-Falcons, 27-21 (A)
 1990-Falcons, 26-7 (A)
 1991-Cowboys, 31-27 (D)
 1992-Cowboys, 41-17 (A)
 1993-Falcons, 27-14 (A)
 1995-Cowboys, 28-13 (A)
 1996-Cowboys, 32-28 (D)
 1999-Cowboys, 24-7 (D)
 2001-Falcons, 20-13 (A)
 (Regular Season Points
 Cowboys 461, Falcons 335)
 (Post Season Points
 Cowboys 57, Falcons 47)
 *NFC Divisional Playoffs

ATLANTA vs. DENVER

Broncos lead series, 7-3
Broncos lead postseason, 1-0
 1970-Broncos, 24-10 (D)
 1972-Falcons, 23-20 (A)
 1975-Falcons, 35-21 (A)
 1979-Broncos, 20-17 (A) (OT)
 1982-Falcons, 34-27 (D)
 1985-Broncos, 44-28 (A)
 1988-Broncos, 30-14 (D)
 1994-Broncos, 32-28 (D)
 1997-Broncos, 29-21 (A)
 *1998-Broncos, 34-19 (Mia)
 2000-Broncos, 42-14 (D)
 (Points-Broncos 289, Atl 224)
 *Super Bowl XXXIII

ATLANTA vs. DETROIT

Lions lead series, 21-7
 1966-Lions, 28-10 (D)
 1967-Lions, 24-3 (D)
 1968-Lions, 24-7 (A)
 1969-Lions, 27-21 (D)
 1971-Lions, 41-38 (D)
 1972-Lions, 26-23 (A)
 1973-Lions, 31-6 (D)
 1975-Lions, 17-14 (A)
 1976-Lions, 24-10 (D)
 1977-Falcons, 17-6 (A)
 1978-Falcons, 14-0 (A)
 1979-Lions, 24-23 (D)
 1980-Falcons, 43-28 (A)
 1983-Falcons, 30-14 (D)
 1984-Lions, 27-24 (A) (OT)
 1985-Lions, 28-27 (A)
 1986-Falcons, 20-6 (D)
 1987-Lions, 30-13 (A)
 1988-Lions, 31-17 (D)
 1989-Lions, 31-24 (A)
 1990-Lions, 21-14 (D)
 1993-Falcons, 30-13 (D)
 1994-Lions, 31-28 (D) (OT)
 1995-Falcons, 34-22 (A)
 1996-Lions, 28-24 (D)
 1997-Lions, 28-17 (D)
 1998-Falcons, 24-17 (D)
 2000-Lions, 13-10 (D)
 (Points-Lions 657,
 Falcons 548)

ATLANTA vs. GREEN BAY

Series tied, 10-10
Packers lead Postseason, 1-0
 1966-Packers, 56-3 (Mil)
 1967-Packers, 23-0 (Mil)
 1968-Packers, 38-7 (A)
 1969-Packers, 28-10 (GB)
 1970-Packers, 27-24 (GB)
 1971-Falcons, 28-21 (A)
 1972-Falcons, 10-9 (Mil)
 1974-Falcons, 10-3 (A)
 1975-Packers, 22-13 (GB)
 1976-Packers, 24-20 (A)
 1979-Falcons, 25-7 (A)
 1981-Falcons, 31-17 (GB)
 1982-Packers, 38-7 (A)
 1983-Falcons, 47-41 (A) (OT)
 1988-Falcons, 20-0 (A)
 1989-Packers, 23-21 (Mil)
 1991-Falcons, 35-31 (A)
 1992-Falcons, 24-10 (A)
 1994-Packers, 21-17 (Mil)
 *1995-Packers 37-20 (GB)
 2001-Falcons, 23-20 (GB)
 (Points-Packers 459,
 Falcons 375)
 *NFC Wild Card

SERIES VS. OPPONENTS

ATLANTA vs. INDIANAPOLIS

Colts lead series, 11-1
 1966-Colts, 19-7 (A)
 1967-Colts, 38-31 (B)
 Colts, 49-7 (A)
 1968-Colts, 28-20 (A)
 Colts, 44-0 (B)
 1969-Colts, 21-14 (A)
 Colts, 13-6 (B)
 1974-Colts, 17-7 (A)
 1986-Colts, 28-23 (A)
 1989-Colts, 13-9 (I)
 1998-Falcons, 28-21 (A)
 2001-Colts, 41-27 (I)
 (Points-Colts 332,
 Falcons 179)
 *Franchise in Baltimore
 prior to 1984.

ATLANTA vs. JACKSONVILLE

Jaguars lead series, 2-0
 1996-Jaguars, 19-17 (J)
 1999-Jaguars, 30-7 (A)
 (Points - Jaguars 49,
 Falcons 24)

ATLANTA vs. KANSAS CITY

Chiefs lead series, 4-1
 1972-Chiefs, 17-14 (A)
 1985-Chiefs, 38-10 (KC)
 1991-Chiefs, 14-3 (KC)
 1994-Chiefs, 30-10 (A)
 2000-Falcons, 29-13 (A)
 (Points-Chiefs 112,
 Falcons 66)

ATLANTA vs. MIAMI

Dolphins lead series, 7-2
 1970-Dolphins, 20-7 (A)
 1974-Dolphins, 42-7 (M)
 1980-Dolphins, 20-17 (A)
 1983-Dolphins, 31-24 (M)
 1986-Falcons, 20-14 (M)
 1992-Dolphins, 21-17 (M)
 1995-Dolphins, 21-20 (M)
 1998-Falcons, 38-16 (A)
 2001-Dolphins, 21-14 (M)
 (Points-Dolphins 206,
 Falcons 164)

ATLANTA vs. MINNESOTA

Vikings lead series, 13-6
Postseason Tied, 1-1
 1966-Falcons, 20-13 (M)
 1967-Falcons, 21-20 (A)
 1968-Vikings, 47-7 (M)
 1969-Falcons, 10-3 (A)
 1970-Vikings, 37-7 (A)
 1971-Vikings, 24-7 (M)
 1973-Falcons, 20-14 (A)
 1974-Vikings, 23-10 (M)
 1975-Vikings, 38-0 (M)
 1977-Vikings, 14-7 (A)
 1980-Vikings, 24-23 (M)
 1981-Falcons, 31-30 (A)
 *1982-Vikings, 30-24 (M)
 1984-Vikings, 27-20 (M)
 1985-Falcons, 14-13 (A)
 1987-Vikings, 24-13(M)
 1989-Vikings, 43-17 (M)
 1991-Vikings, 20-19 (A)
 1996-Vikings, 23-17 (A)
 **1998-Falcons, 30-27 (M)(OT)
 1999-Vikings, 17-14 (A)
 (Regular Season Points-
 Vikings 454, Falcons 277)
 (Postseason Points -
 Vikings 57, Falcons 54)
 *NFC Playoffs
 ** NFC Championship

ATLANTA vs. NEW ENGLAND

Falcons lead series, 6-4
 1972-Patriots, 21-20 (NE)
 1977-Patriots, 16-10 (A)
 1980-Falcons, 37-21 (NE)
 1983-Falcons, 24-13 (A)
 1986-Patriots, 25-17 (NE)
 1989-Falcons, 16-15 (A)
 1992-Falcons, 34-0 (A)
 1995-Falcons, 30-17 (A)
 1998-Falcons, 41-10 (NE)
 2001-Patriots, 24-10 (A)
 (Points-Falcons 239,
 Patriots 162)

ATLANTA vs. NEW ORLEANS

Falcons lead series, 38-27
Falcons lead postseason, 1-0
 1967-Saints, 27-24 (NO)
 1969-Falcons, 45-17 (A)
 1970-Falcons, 14-3 (NO)
 Falcons, 32-14 (A)
 1971-Falcons, 28-6 (A)
 Falcons, 24-20 (NO)
 1972-Falcons, 21-14 (NO)
 Falcons, 36-20 (A)
 1973-Falcons, 62-7 (NO)
 Falcons, 14-10 (A)
 1974-Saints, 14-13 (NO)
 Saints, 13-3 (A)
 1975-Falcons, 14-7 (A)
 Saints, 23-7 (NO)
 1976-Saints, 30-0 (NO)
 Falcons, 23-20 (A)
 1977-Saints, 21-20 (NO)
 Falcons, 35-7 (A)
 1978-Falcons, 20-17 (NO)
 Falcons, 20-17 (A)
 1979-Falcons, 40-34 (NO)(OT)
 Saints, 37-6 (A)
 1980-Falcons, 41-14 (NO)
 Falcons, 31-13 (A)
 1981-Falcons, 27-0 (A)
 Falcons, 41-10 (NO)
 1982-Falcons, 35-0 (A)
 Saints, 35-6 (NO)
 1983-Saints, 19-17 (A)
 Saints, 27-10 (NO)
 1984-Falcons, 36-28 (NO)
 Saints, 17-13 (A)
 1985-Falcons, 31-24 (A)
 Falcons, 16-10 (NO)
 1986-Falcons, 31-10 (NO)
 Saints, 14-9 (A)
 1987-Saints, 38-0 (A)
 1988-Saints, 29-21 (A)
 Saints, 10-9 (NO)
 1989-Saints, 20-13 (NO)
 Saints, 26-17 (A)
 1990-Falcons, 28-27 (A)
 Saints, 10-7 (NO)
 1991-Saints, 27-6 (A)
 Falcons, 23-20 (NO)(OT)
 *Falcons, 27-20 (NO)
 1992-Saints, 10-7 (A)
 Saints, 22-14 (NO)
 1993-Saints, 34-31 (A)
 Falcons, 26-15 (NO)
 1994-Saints, 33-32 (NO)
 Saints, 29-20 (A)
 1995-Falcons, 27-24 (NO) (OT)
 Falcons, 19-14 (A)
 1996-Falcons, 17-15 (A)
 Falcons, 31-15 (NO)
 1997-Falcons, 23-17 (NO)
 Falcons, 20-3 (A)
 1998-Falcons, 31-23 (A)

Falcons, 27-17 (NO)
 1999-Falcons, 20-17 (NO)
 Falcons, 35-12 (A)
 2000-Saints, 21-19 (A)
 Saints, 23-7 (NO)
 2001-Falcons, 20-13 (NO)
 Saints, 28-10 (A)
 (Points-Falcons 1384,
 Saints 1159)
 *NFC Wild Card

ATLANTA vs. N.Y. GIANTS

Series tied, 7-7
 1966-Falcons, 27-16 (NY)
 1968-Falcons, 24-21 (A)
 1971-Giants, 21-17 (A)
 1974-Falcons, 14-7
 (New Haven)
 1977-Falcons, 17-3 (A)
 1978-Falcons, 23-20 (A)
 1979-Giants, 24-3 (NY)
 1981-Giants, 27-24 (A) (OT)
 1982-Falcons, 16-14 (NY)
 1983-Giants, 16-13 (A) (OT)
 1984-Giants, 19-7 (A)
 1988-Giants, 23-16 (A)
 1998-Falcons, 34-20 (NY)
 2000-Giants, 13-6 (A)
 (Points-Giants 248,
 Falcons 237)

ATLANTA vs. N.Y. JETS

Series tied, 4-4
 1973-Falcons, 28-20 (NY)
 1980-Jets, 14-7 (A)
 1983-Falcons, 27-21 (NY)
 1986-Jets, 28-14 (A)
 1989-Jets, 27-7 (NY)
 1992-Falcons, 20-17 (A)
 1995-Falcons, 13-3 (A)
 1998-Jets, 28-3 (NY)
 (Points-Jets 148,
 Falcons 119)

ATLANTA vs. OAKLAND

Raiders lead series, 7-3
 1971-Falcons, 24-13 (A)
 1975-Raiders, 37-34 (O)(OT)
 1979-Raiders, 50-19 (O)
 1982-Raiders, 38-14 (A)
 1985-Raiders, 34-24 (A)
 1988-Falcons, 12-6 (LA)
 1991-Falcons, 21-17 (A)
 1994-Raiders, 30-17 (LA)
 1997-Raiders, 36-31 (A)
 2000-Raiders, 41-14 (O)
 (Points-Raiders 302, Falcons 210)
 *Franchise in LA from 1983-1994.

SERIES VS. OPPONENTS

ATLANTA vs. PHILADELPHIA

Eagles lead series, 10-9-1
Falcons lead postseason, 1-0
 1966-Eagles, 23-10 (P)
 1967-Eagles, 38-7 (A)
 1969-Falcons, 27-3 (P)
 1970-Tie, 13-13 (P)
 1973-Falcons, 44-27 (P)
 1976-Eagles, 14-13 (A)
 *1978-Falcons, 14-13 (A)
 1979-Falcons, 14-10 (P)
 1980-Falcons, 20-17 (P)
 1981-Eagles, 16-13 (P)
 1983-Eagles, 28-24 (A)
 1984-Falcons, 26-10 (A)
 1985-Eagles, 23-17 (P)(OT)
 1986-Eagles, 16-0 (A)
 1988-Falcons, 27-24 (P)
 1990-Eagles, 24-23 (A)
 1994-Falcons 28-21 (A)
 1996-Eagles, 33-18 (A)
 1997-Falcons, 20-17 (A)
 1998-Falcons, 17-12 (A)
 2000-Eagles, 38-10 (P)
 (Points-Eagles 407,
 Falcons 371)
 * *NFC Wild Card*

ATLANTA vs. PITTSBURGH

Steelers lead series, 11-1
 1966-Steelers, 57-33 (A)
 1968-Steelers, 41-21 (A)
 1970-Falcons, 27-16 (A)
 1974-Steelers, 24-17 (P)
 1978-Steelers, 31-7 (P)
 1981-Steelers, 34-20 (A)
 1984-Steelers, 35-10 (P)
 1987-Steelers, 28-12 (A)
 1990-Steelers, 21-9 (P)
 1993-Steelers, 45-17 (A)
 1996-Steelers, 20-17 (A)
 1999-Steelers, 13-9 (P)
 (Points-Steelers 365,
 Falcons 199)

ATLANTA vs. SAN DIEGO

Falcons lead series, 5-1
 1973-Falcons, 41-0 (SD)
 1979-Falcons, 28-26 (SD)
 1988-Chargers, 10-7 (A)
 1991-Falcons, 13-10 (SD)
 1994-Falcons, 10-9 (A)
 1997-Falcons, 14-3 (SD)
 (Points-Falcons 113,
 Chargers 58)

ATLANTA vs. SAN FRANCISCO

49ers lead series, 44-25-1
Falcons lead postseason, 1-0
 1966-49ers, 44-7 (A)
 1967-49ers, 38-7 (SF)
 49ers, 34-28 (A)
 1968-49ers, 28-13 (SF)
 49ers, 14-12 (A)
 1969-Falcons, 24-12 (A)
 Falcons, 21-7 (SF)
 1970-Falcons, 21-20 (A)
 49ers, 24-20 (SF)
 1971-Falcons, 20-17 (A)
 49ers, 24-3 (SF)
 1972-49ers, 49-14 (A)
 49ers, 20-0 (SF)
 1973-49ers, 13-9 (A)
 Falcons, 17-3 (SF)
 1974-49ers, 16-10 (A)
 49ers, 27-0 (SF)
 1975-Falcons, 17-3 (SF)
 Falcons, 31-9 (A)
 1976-49ers, 15-0 (SF)
 Falcons, 21-16 (A)
 1977-Falcons, 7-0 (SF)
 49ers, 10-3 (A)
 1978-Falcons, 20-17 (SF)
 Falcons, 21-10 (A)
 1979-49ers, 20-15 (SF)
 Falcons, 31-21 (A)
 1980-Falcons, 20-17 (SF)
 Falcons, 35-10 (A)
 1981-Falcons, 34-17 (A)
 49ers, 17-14 (SF)
 1982-Falcons, 17-7 (SF)
 1983-49ers, 24-20 (SF)
 Falcons, 28-24 (A)
 1984-49ers, 14-5 (SF)
 49ers, 35-17 (A)
 1985-49ers, 35-16 (SF)
 49ers, 38-17 (A)
 1986-Tie, 10-10 (A)(OT)
 49ers, 20-0 (SF)
 1987-49ers, 25-17 (A)
 49ers, 35-7 (SF)
 1988-Falcons, 34-17 (SF)
 49ers, 13-3 (A)
 1989-49ers, 45-3 (SF)
 49ers, 23-10 (A)
 1990-49ers, 19-13 (SF)
 49ers, 45-35 (A)
 1991-Falcons, 39-34 (SF)
 Falcons, 17-14 (A)
 1992-49ers, 56-17 (SF)
 49ers, 41-3 (A)
 1993-49ers, 37-30 (SF)
 Falcons, 27-24 (A)

1994-49ers, 42-3 (A)
 49ers, 50-14 (SF)
 1995-49ers, 41-10 (SF)
 Falcons, 28-27 (A)
 1996-49ers, 39-17 (SF)
 49ers, 34-10 (A)
 1997-49ers, 34-7 (SF)
 49ers, 35-28 (A)
 1998-49ers, 31-20 (SF)
 Falcons, 31-19 (A)
 *Falcons, 20-18 (A)
 1999-49ers, 26-7 (SF)
 Falcons, 34-29 (A)
 2000-Falcons, 36-28 (A)
 49ers, 16-6 (SF)
 2001-49ers, 16-13 (SF) (OT)
 49ers, 37-31 (A) (OT)
 (Points-49ers 1650,
 Falcons 1118)
 *NFC Divisional Playoffs

ATLANTA vs. SEATTLE

Seahawks lead series, 5-2
 1976-Seahawks, 30-13 (S)
 1979-Seahawks, 31-28 (A)
 1985-Seahawks, 30-26 (S)
 1988-Seahawks, 31-20 (A)
 1991-Falcons, 26-13 (A)
 1997-Falcons, 24-17 (S)
 2000-Seahawks, 30-10(A)
 (Points-Seahawks 182,
 Falcons 147)

***ATLANTA vs..
ST. LOUIS**
Rams lead series, 45-23-2
 1966-Rams, 19-14 (A)
 1967-Rams, 31-3 (A)
 Rams, 20-3 (LA)
 1968-Rams, 27-14 (LA)
 Rams, 17-10 (A)
 1969-Rams, 17-7 (LA)
 Rams, 38-6 (A)
 1970-Tie, 10-10 (LA)
 Rams, 17-7 (A)
 1971-Tie, 20-20 (LA)
 Rams, 24-16 (A)
 1972-Falcons, 31-3 (A)
 Rams, 20-7 (LA)
 1973-Rams, 31-0 (LA)
 Falcons, 15-13 (A)
 1974-Rams, 21-0 (LA)
 Rams, 30-7 (A)
 1975-Rams, 22-7 (LA)
 Rams, 16-7 (A)
 1976-Rams, 30-14 (A)
 Rams, 59-0 (LA)
 1977-Falcons, 17-6 (A)
 Rams, 23-7 (LA)
 1978-Rams, 10-0 (LA)
 Falcons, 15-7 (A)
 1979-Rams, 20-14 (LA)
 Rams, 34-13 (A)
 1980-Falcons, 13-10 (A)
 Rams, 20-17 (LA)(OT)
 1981-Rams, 37-35 (A)
 Rams, 21-16 (LA)
 1982-Falcons, 34-17 (A)
 1983-Rams, 27-21 (LA)
 Rams, 36-13 (A)
 1984-Falcons, 30-28 (LA)
 Rams, 24-10 (A)
 1985-Rams, 17-6 (LA)
 Falcons, 30-14 (A)
 1986-Falcons, 26-14 (A)
 Rams, 14-7 (LA)
 1987-Falcons, 24-20 (A)
 Rams, 33-0 (LA)
 1988-Rams, 33-0 (A)
 Rams, 22-7 (LA)
 1989-Rams, 31-21 (A)
 Rams, 26-14 (LA)
 1990-Rams, 44-24 (LA)
 Falcons, 20-13 (A)
 1991-Falcons, 31-14 (A)
 Falcons, 31-14 (LA)
 1992-Falcons, 30-28 (A)
 Rams, 38-27 (LA)
 1993-Falcons, 30-24 (A)
 Falcons, 13-0 (LA)
 1994-Falcons, 31-13 (A)
 Falcons, 8-5 (LA)

SERIES VS. OPPONENTS

1995-Rams, 21-19 (STL)
Falcons, 31-6 (A)
1996-Rams, 59-16 (STL)
Rams, 34-27 (A)
1997-Falcons, 34-31 (A)
Falcons, 27-21 (STL)
1998-Falcons, 37-15 (A)
Falcons, 21-10 (STL)
1999-Rams, 35-7 (STL)
Rams, 41-13 (A)
2000-Rams, 41-20 (A)
Rams, 45-29 (STL)
2001-Rams, 35-6 (A)
Rams, 31-13 (STL)
(Points-Rams 1658
Falcons 1133)
*Franchise in LA prior to 1995.

ATLANTA vs. TAMPA BAY

Bucs lead series, 9-8
1977-Falcons, 17-0 (TB)
1978-Bucs, 14-9 (TB)
1979-Falcons, 17-14 (A)
1981-Bucs, 24-23 (TB)
1984-Bucs, 23-6 (TB)
1986-Falcons, 23-20 (TB) (OT)
1987-Bucs, 48-10 (TB)
1988-Falcons, 17-10 (A)
1990-Bucs, 23-17 (TB)
1991-Falcons, 43-7 (A)
1992-Falcons, 35-7 (TB)
1993-Bucs, 31-24 (A)
1994-Falcons, 34-13 (A)
1995-Falcons, 24-21 (TB)
1997-Bucs, 31-10 (A)
1999-Bucs, 19-10 (TB)
2000-Bucs, 27-14 (A)
(Points-Falcons 333,
Buccaneers 332)

*ATLANTA vs. TENNESSEE

Series tied, 5-5
1972-Falcons, 20-10 (A)
1976-Oilers, 20-14 (H)
1978-Falcons, 20-14 (A)
1981-Falcons, 31-27 (H)
1984-Falcons, 42-10 (A)
1987-Oilers, 37-33 (H)
1990-Falcons, 47-27 (A)
1993-Oilers, 33-17 (H)
1996-Oilers, 23-13 (A)
1999-Titans, 30-17 (T)
(Points-Falcons 264,
Oilers 221)
*Franchise in Houston prior to 1997 and
known as Houston Oilers; Team name
from 1997-98 was Tennessee Oilers; in
1999 team was renamed Tennessee
Titans

ATLANTA vs. WASHINGTON

Redskins lead series, 13-4-1
Redskins lead postseason, 1-0
1966-Redskins, 33-20 (W)
1967-Tie, 20-20 (A)
1969-Redskins, 27-20 (W)
1972-Redskins, 24-13 (W)
1975-Redskins, 30-27 (A)
1977-Redskins, 10-6 (W)
1978-Falcons, 20-17 (A)
1979-Redskins, 16-7 (A)
1980-Falcons, 10-6 (A)
1983-Redskins, 37-21 (W)
1984-Redskins, 27-14 (W)
1985-Redskins, 44-10 (A)
1987-Falcons, 21-20 (A)
1989-Redskins, 31-30 (A)
1991-Redskins, 56-17 (W)
*1991-Redskins, 24-7 (W)
1992-Redskins, 24-17 (W)
1993-Redskins, 30-17 (W)
1994-Falcons, 27-20 (W)
(Points-Redskins 472,
Falcons 317)
*NFC Divisional Playoffs



Composite Record (1966-2001)

NFC TEAMS

<u>OPPONENT</u>	<u>REG. SEASON</u>	<u>PLAYOFFS</u>	<u>TOTAL</u>
Arizona	8-13	-	8-13
Carolina	9-5	-	9-5
Chicago	10-10	-	10-10
Dallas	7-12	0-2	7-14
Detroit	7-21	-	7-21
Green Bay	10-10	0-1	10-11
Minnesota	6-13	1-1	7-14
New Orleans	38-27	1-0	39-27
N.Y. Giants	7-7	-	7-7
Philadelphia	9-10-1	1-0	10-10-1
San Francisco	25-44-1	1-0	26-44-1
St. Louis	23-45-2	-	23-45-2
Seattle	2-5	-	2-5
Tampa Bay	8-9	-	8-9
<u>Washington</u>	<u>4-13-1</u>	<u>0-1</u>	<u>4-14-1</u>
Totals	173-244-5	4-5	177-249-5

AFC TEAMS

<u>OPPONENT</u>	<u>REG. SEASON</u>	<u>PLAYOFFS</u>	<u>TOTAL</u>
Baltimore	0-1	-	0-1
Buffalo	4-4	-	4-4
Cincinnati	2-7	-	2-7
Cleveland	2-8	-	2-8
Denver	3-7	0-1	3-8
Houston	0-0	-	0-0
Indianapolis	1-11	-	1-11
Jacksonville	0-2	-	0-2
Kansas City	1-4	-	1-4
Miami	2-7	-	2-7
New England	6-4	-	6-4
N.Y. Jets	4-4	-	4-4
Oakland	3-7	-	3-7
Pittsburgh	1-11	-	1-11
San Diego	5-1	-	5-1
<u>Tennessee</u>	<u>5-5</u>	<u>-</u>	<u>5-5</u>
Totals	39-83-0	0-1	39-84-0



Falcons Records Against Home Opponents

Regular Season Games - Fulton County, 85-106-2 - Georgia Dome, 44-36-0

Atlanta vs. Arizona

Georgia Dome - 3-1
Fulton County - 3-5

Atlanta vs. Baltimore

Georgia Dome - 0-1

Atlanta vs. Buffalo

Georgia Dome - 1-0
Fulton County - 2-1

Atlanta vs. Carolina

Georgia Dome - 6-1

Atlanta vs. Chicago

Georgia Dome - 1-1
Fulton County - 4-3

Atlanta vs. Cincinnati

Georgia Dome - 0-0
Fulton County - 1-3

Atlanta vs. Cleveland

Georgia Dome - 1-0
Fulton County - 0-4

Atlanta vs. Dallas

Georgia Dome - 2-2
Fulton County - 3-3

Atlanta vs. Denver

Georgia Dome - 0-1
Fulton County - 2-2

Atlanta vs. Detroit

Georgia Dome - 1-0
Fulton County - 3-7

Atlanta vs. Green Bay

Georgia Dome - 1-0
Fulton County - 6-3

Atlanta vs. Indianapolis

Georgia Dome - 1-0
Fulton County - 0-6

Atlanta vs. Jacksonville

Georgia Dome - 0-1
Fulton County - 0-0

Atlanta vs. Kansas City

Georgia Dome - 1-1
Fulton County - 0-1

Atlanta vs. Miami

Georgia Dome - 1-0
Fulton County - 0-2

Atlanta vs. Minnesota

Georgia Dome - 0-2
Fulton County - 5-3

Atlanta vs. New England

Georgia Dome - 2-1
Fulton County - 2-1

Atlanta vs. New Orleans

Georgia Dome - 5-5
Fulton County - 14-9

Atlanta vs. New York Giants

Georgia Dome - 0-1
Fulton County - 3-5

Atlanta vs. New York Jets

Georgia Dome - 2-0
Fulton County - 0-2

Atlanta vs. Oakland

Georgia Dome - 0-1
Fulton County - 2-2

Atlanta vs. Philadelphia

Georgia Dome - 3-1
Fulton County - 1-5

Atlanta vs. Pittsburgh

Georgia Dome - 0-2
Fulton County - 1-4

Atlanta vs. San Diego

Georgia Dome - 1-0
Fulton County - 0-1

Atlanta vs. San Francisco

Georgia Dome - 5-5
Fulton County - 11-13-1

Atlanta vs. Seattle

Georgia Dome - 0-1
Fulton County - 1-2

Atlanta vs. St. Louis

Georgia Dome - 6-4
Fulton County - 11-15

Atlanta vs. Tampa Bay

Georgia Dome - 1-3
Fulton County - 3-0

Atlanta vs. Tennessee

Georgia Dome - 0-1
Fulton County - 4-0

Atlanta vs. Washington

Georgia Dome - 0-0
Fulton County - 3-4-1

Where The Falcons Finished (1966-2001)

<u>YEAR</u>	<u>RECORD</u>	<u>FINISH</u>
1966	3-11	7 th in Eastern Conference
1967	1-12-1	4 th in Coastal Division
1968	2-12	4 th in Coastal Division
1969	6-8	3 rd in Coastal Division
1970	4-8-2	3 rd in NFC West
1971	7-6-1	3 rd in NFC West
1972	7-7	2 nd in NFC West
1973	9-5	2 nd in NFC West
1974	3-11	4 th in NFC West
1975	4-10	3 rd in NFC West
1976	4-10	4 th in NFC West
1977	7-7	2 nd in NFC West
1978	9-7	2 nd in NFC West*
1979	6-10	3 rd in NFC West
1980	12-4	1 st in NFC West#
1981	7-9	2 nd in NFC West
1982	5-4	5 th in NFC
1983	7-9	4 th in NFC West
1984	4-12	4 th in NFC West
1985	4-12	4 th in NFC West
1986	7-8-1	3 rd in NFC West
1987	3-12	4 th in NFC West
1988	5-11	4 th in NFC West
1989	3-13	4 th in NFC West
1990	5-11	4 th in NFC West
1991	10-6	2 nd in NFC West*
1992	6-10	3 rd in NFC West
1993	6-10	3 rd in NFC West
1994	7-9	3 rd in NFC West
1995	9-7	2 nd in NFC West*
1996	3-13	4 th in NFC West
1997	7-9	3 rd in NFC West
1998	14-2	1 st in NFC West#
1999	5-11	3 rd in NFC West
2000	4-12	5 th in NFC West
2001	7-9	4 th in NFC West

*Earned Wild Card playoff berth

#Division champions



Falcons Home and Away Records 1966-2001

HOME RECORDS

ROAD RECORDS

1966.....	1-6.....	2-5
1967.....	1-5-1.....	0-7
1968.....	1-6.....	1-6
1969.....	4-3.....	2-5
1970.....	3-4.....	1-4-2
1971.....	4-3.....	3-3-1
1972.....	4-3.....	3-4
1973.....	4-3.....	5-2
1974.....	2-5.....	1-6
1975.....	3-4.....	1-6
1976.....	3-4.....	1-6
1977.....	4-3.....	3-4
1978.....	7-1.....	2-6
1979.....	3-5.....	3-5
1980.....	6-2.....	6-2
1981.....	4-4.....	3-5
1982.....	2-3.....	3-1
1983.....	4-4.....	3-5
1984.....	2-6.....	2-6
1985.....	3-5.....	1-7
1986.....	2-5-1.....	5-3
1987.....	2-6.....	1-6
1988.....	2-6.....	3-5
1989.....	3-5.....	0-8
1990.....	5-3.....	0-8
1991.....	6-2.....	4-4
1992.....	5-3.....	1-7
1993.....	4-4.....	2-6
1994.....	5-3.....	2-6
1995.....	7-1.....	2-6
1996.....	2-6.....	1-7
1997.....	3-5.....	4-4
1998.....	8-0.....	6-2
1999.....	4-4.....	1-7
2000.....	3-5.....	1-7
2001.....	3-5.....	4-4

Falcons In Division Standings, 1966-2001

1966 Eastern Division

Dallas	10-3-1
Cleveland	9-5
Philadelphia	9-5
St. Louis	8-5-1
Washington	7-7
Pittsburgh	5-8-1
Atlanta	3-11
NY Giants	1-12-1

1967- 1969 COASTAL DIVISION

1967 Coastal Division

Los Angeles	11-1-2
Baltimore	11-1-2
San Francisco	7-7
Atlanta	1-12-1

1968 Coastal Division

Baltimore	13-1
Los Angeles	10-3-1
San Francisco	7-6-1
Atlanta	2-12

1969 Coastal Division

Los Angeles	11-3
Baltimore	8-5-1
Atlanta	6-8
San Francisco	4-8-2

1970-2001 NFC WEST

1970

*San Francisco	10-3-1
Los Angeles	8-5-1
Atlanta	4-8-2
New Orleans	2-11-1

1971

*San Francisco	9-5
Los Angeles	8-5-1
Atlanta	7-6-1
New Orleans	4-8-2

1972

*San Francisco	9-5
Atlanta	7-7
Los Angeles	6-7-1
New Orleans	2-11-1

1973

*Los Angeles	12-2
Atlanta	9-5
New Orleans	5-9
San Francisco	5-9

1974

*Los Angeles	10-4
San Francisco	6-8
New Orleans	5-9
Atlanta	3-11

1975

*Los Angeles	12-2
San Francisco	5-9
Atlanta	4-10
New Orleans	2-12

1976

*Los Angeles	10-3-1
San Francisco	8-6
New Orleans	4-10
Atlanta	4-10
Seattle	2-12

1977

*Los Angeles	10-4
Atlanta	7-7
San Francisco	5-9
New Orleans	3-11

1978

*Los Angeles	12-4
*Atlanta	9-7
New Orleans	7-9
San Francisco	2-14

1979

*Los Angeles	9-7
New Orleans	8-8
Atlanta	6-10
San Francisco	2-14

1980

*Atlanta	12-4
*Los Angeles	11-5
San Francisco	6-10
New Orleans	1-15

1981

*San Francisco	13-3
Atlanta	7-9
Los Angeles	6-10
New Orleans	4-12

1982

*Atlanta	5-4
New Orleans	4-5
San Francisco	3-6
Los Angeles	2-7
(not official due to strike)	

1983

*San Francisco	10-6
*Los Angeles	9-7
New Orleans	8-8
Atlanta	7-9

1984

*San Francisco	15-1
*Los Angeles	10-6
New Orleans	7-9
Atlanta	4-12

1985

*Los Angeles	11-5
*San Francisco	10-6
New Orleans	5-11
Atlanta	4-12

1986

*San Francisco	10-5-1
*Los Angeles	10-6
Atlanta	7-8-1
New Orleans	7-9

1987

*San Francisco	13-2
*New Orleans	12-3
Los Angeles	6-9
Atlanta	3-12

1988

*San Francisco	10-6
*Los Angeles	10-6
New Orleans	10-6
Atlanta	5-11

1989

*San Francisco	14-2
*Los Angeles	11-5
New Orleans	9-7
Atlanta	3-13

1990

*San Francisco	14-2
*New Orleans	8-8
Los Angeles	5-11
Atlanta	5-11

1991

*New Orleans	11-5
*Atlanta	10-6
San Francisco	10-6
Los Angeles	3-13

1992

*San Francisco	14-2
*New Orleans	12-4
Atlanta	6-10
Los Angeles	6-10

1993

*San Francisco	10-6
New Orleans	8-8
Atlanta	6-10
Los Angeles	5-11

1994

*San Francisco	13-3
New Orleans	7-9
Atlanta	7-9
Los Angeles	4-12

1995

*San Francisco	11-5
*Atlanta	9-7
St. Louis	7-9
Carolina	7-9
New Orleans	7-9

1996

*Carolina	12-4
*San Francisco	12-4
St. Louis	6-10
Atlanta	3-13
New Orleans	3-13

1997

*San Francisco	13-3
Atlanta	7-9
Carolina	7-9
New Orleans	6-10
St. Louis	5-11

1998

*Atlanta	14-2
*San Francisco	12-4
New Orleans	6-10
Carolina	4-12
St. Louis	4-12

1999

*St. Louis	13-3
Carolina	8-8
Atlanta	5-11
San Francisco	4-12
New Orleans	3-13

2000

*New Orleans	10-6
*St. Louis	10-6
Carolina	7-9
San Francisco	6-10
Atlanta	4-12

2001

*St. Louis	14-2
*San Francisco	12-4
New Orleans	7-9
Atlanta	7-9
Carolina	1-15

*qualified for playoffs

OFFENSIVE STATISTICS 1966-2000

The 1966 Atlanta Falcons

Statistic	Atl.	Opp.	Receiving	No.	Yds	Avg	Long	TD			
Total First Downs	211	295	Hawkins	44	661	15.0	42	2			
Rushing	85	126	Martin	29	330	11.4	35	0			
Passing	104	151	Burke	28	348	12.4	45	1			
Penalty	22	18	Coffey	15	182	12.1	46	1			
3rd Down: Made/Att	0/0	0/0	Wheelwright	15	137	9.1	35	3			
3rd Down Pct.	0.0	0.0	Barnes	12	173	14.4	53	1			
4th Down: Made/Att	0/0	0/0	Anderson	10	195	19.5	62	3			
4th Down Pct.	0.0	0.0	Dunn	5	45	9.0	16	0			
Possession Avg.	25:43	34:17	Coia	4	93	23.3	39	0			
Total Net Yards	3536	5272	Ridlehuber	4	84	21.0	53	2			
Avg. Per Game	252.6	376.6	Sherlag	4	53	13.3	30	1			
Total Plays	824	902	Scales	3	16	5.3	15	0			
Avg. Per Play	4.3	5.8	Rector LG	2	9	4.5	6	0			
Net Yards Rushing	1519	2172	Hutchinson	1	28	28.0	28	0			
Avg. Per Game	108.5	155.1	Sidle	1	16	16.0	16	0			
Total Rushes	405	472	Marchlewski	0	1	—	1	0			
Net Yards Passing	2017	3100	Team	175	2362	13.5	62	14			
Avg. Per Game	144.1	221.4	Opponents	227	3376	14.9	86	26			
Sacked/Yards Lost	38/345	34/276	Interceptions	No.	Yds	Avg	Long	TD			
Gross Yards	2362	3376	Richardson	5	68	13.6	20	0			
Att./Completions	381/175	396/227	Riggle	3	71	23.7	62	1			
Completion Pct.	45.9	57.3	Calland	3	6	2.0	6	0			
Had Intercepted	27	19	Rushing	3	5	1.7	5	0			
Punts/Average	73/40.7	38/38.6	Smith	2	6	3.0	4	0			
Net Punting Avg.	73/37.1	38/35.4	Jobko	2	5	2.5	3	0			
Penalties/Yards	79/753	66/588	Reaves	1	16	16.0	16	0			
Fumbles/Ball Lost	30/17	24/13	Team	19	177	9.3	62	1			
Touchdowns	26	52	Opponents	27	385	14.3	68	3			
Rushing	11	20	Punting	No.	Yds	Avg	Net	TB	In	Lg	B
Passing	14	26	Lothridge	73	2968	40.7	37.1	3	0	60	0
Returns	1	6	Team	73	2968	40.7	37.1	3	0	60	0
			Opponents	38	1466	38.6	35.4	1	0	56	0

Score By Periods	Q1	Q2	Q3	Q4	OT	PTS	Punt Returns	Ret	FC	Yds	Avg	Long	TD
Team	28	90	51	35	0	204	Smith	11	1	80	7.3	23	0
Opponents	74	144	99	120	0	437	Rassas	4	1	10	2.5	6	0

Scoring	TD	Rush	Pass	Ret	K-PAT	FG	S	PTS
Kirouac	0	0	0	0	19/24	9/18	0	46
Wheelwright	6	3	3	0	0	0	36	0
Coffey	5	4	1	0	0	0	30	0
Ra. Johnson	4	4	0	0	0	0	24	0
Anderson	3	0	3	0	0	0	18	0
Hawkins	2	0	2	0	0	0	12	0
Ridlehuber	2	0	2	0	0	0	12	0
Barnes	1	0	1	0	0	0	6	0
Burke	1	0	1	0	0	0	6	0
Riggle	1	0	0	1	0	0	6	0
Sherlag	1	0	1	0	0	0	6	0
Traynham	0	0	0	0	2/2	0/1	0	2
Team	26	11	14	1	21/26	9/19	0	204
Opponents	52	20	26	6	47/50	25/41	1	437

Kickoff Returns	No.	Yds	Avg	Long	TD
Smith	43	1013	23.6	80	0
Rassas	8	203	25.4	32	0
Sidle	6	117	19.5	24	0
Morris	5	50	10.0	20	0
Scales	5	101	20.2	32	0
Reaves	4	85	21.3	28	0
Rector LG	3	65	21.7	24	0
Dunn	2	36	18.0	22	0
Rushing	2	52	26.0	35	0
Coffey	1	18	18.0	18	0
Glass	1	11	11.0	11	0
Hawkins	1	30	30.0	30	0
Heck	1	0	0.0	0	0
Martin	1	0	0.0	0	0
Sherlag	1	0	0.0	0	0
Wolski	1	21	21.0	21	0
Team	82	1737	21.2	80	0
Opponents	44	962	21.9	58	0

Field Goals	1-19	20-29	30-39	40-49	50+
Kirouac	1/3	4/8	0/0	4/7	0/0
Traynham	0/0	0/0	0/1	0/0	0/0
Team	1/3	4/8	0/1	4/7	0/0
Opponents	10/10	8/9	2/7	5/13	0/2

2-Pt. Conversions: Team 0-0, Opponents 0-0

Sacks: Team 34.0, Opponents 38.0

Rushing	No.	Yds	Avg	Long	TD
Coffey	199	722	3.6	37	4
Wheelwright	121	458	3.8	65	3
Ra. Johnson	35	142	4.1	21	4
Dunn	22	52	2.4	10	0
Rector LG	9	40	4.4	20	0
Rector TM	4	32	8.0	20	0
Scales	10	38	3.8	10	0
Ridlehuber	4	23	5.8	12	0
Lothridge	1	22	22.0	22	0
Claridge	5	15	3.0	12	0
Sidle	1	12	12.0	12	0
Ra. Johnson	3	3	1.0	3	0
Team	405	1519	3.8	65	11
Opponents	472	2172	4.6	70	20

Kirouac: (1)2N,22G(4)2N,40G(0)(4)7G,28G(4)6N
 (4)1G(2)3G,27N,25N(0)(4)0N,19N(0)(2)8N,20N(2)6G,
 47G,14G(0)
 Traynham: (3)9B(0)0(0)0(0)0(0)0(0)0(0)0
 Opponents: (3)5N,15G,15G,23G,22G,46N(1)(3)G,41G,
 12G(4)6N(2)2G(1)0G,45G(3)7G,43N(3)8N(2)8N
 (3)4N,47G,45G,55N,36G,13G(2)4G(1)7G,13G,13G
 (4)2N,40G,26G,42N(2)7G,43N,37N,43N,39N,51N,48N
 (2)2G,19G,21G)

Passing	Att	Cmp	Yds	Cmp%	Yds/Att	TD	TD%	Int	Int%	Long	Sack/Lost	Rating
Ra. Johnson	295	129	1795	43.7	6.08	12	4.1	21	7.1	53	26/236	47.8
Claridge	70	40	471	57.1	6.73	2	2.9	2	2.9	62	9/77	75.4
Sloan	13	6	96	46.2	7.38	0	0.0	2	15.4	32	3/32	31.7
Dunn	2	0	0	0.0	0.00	0	0.0	2	100.0	0	0/0	0.0
Lothridge	1	0	0	0.0	0.00	0	0.0	0	0.0	0	0/0	39.6
Team	381	175	2362	45.9	6.20	14	3.7	27	7.1	62	38/345	48.9
Opponents	396	227	3376	57.3	8.53	26	6.6	19	4.8	86	34/276	87.3

OFFENSIVE STATISTICS 1966-2000

The 1967 Atlanta Falcons

Statistic	Atl.	Opp.
Total First Downs	180	294
Rushing	68	124
Passing	95	152
Penalty	17	18
3rd Down: Made/Att	0/0	0/0
3rd Down Pct.	0.0	0.0
4th Down: Made/Att	0/0	0/0
4th Down Pct.	0.0	0.0
Possession Avg.	38:34	21:26
Total Net Yards	3013	5531
Avg. Per Game	215.2	395.1
Total Plays	763	946
Avg. Per Play	3.9	5.8
Net Yards Rushing	1303	2139
Avg. Per Game	93.1	152.8
Total Rushes	344	504
Net Yards Passing	1710	3392
Avg. Per Game	122.1	242.3
Sacked/Yards Lost	49/434	21/196
Gross Yards	2144	3588
Att./Completions	370/179	421/238
Completion Pct.	48.4	56.5
Had Intercepted	25	17
Punts/Average	87/43.7	49/39.9
Net Punting Avg.	87/37.4	49/36.8
Penalties/Yards	88/866	87/853
Fumbles/Ball Lost	20/14	26/10
Touchdowns	22	53
Rushing	6	18
Passing	13	31
Returns	3	4

Score By Periods	Q1	Q2	Q3	Q4	OT	PTS
Team	24	62	38	51	0	175
Opponents	120	123	64	115	0	422

Scoring	TD	Rush	Pass	Ret	K-PAT	FG	S	PTS
Traynham	0	0	0	0	22/22	7/18	0	43
Coffey	5	4	1	0	0	0	0	30
McDonald	4	0	4	0	0	0	0	24
Martin	3	0	3	0	0	0	0	18
Simmons LG	2	0	2	0	0	0	12	0
Simmons TM	2	0	2	0	0	0	12	0
Anderson	1	0	1	0	0	0	6	0
Barnes	1	0	1	0	0	0	6	0
Calland	1	0	0	1	0	0	6	0
Johnson	1	1	0	0	0	0	6	0
Nobis	1	0	0	1	0	0	6	0
Ogden LG	1	0	1	0	0	0	6	0
Ogden TM	1	0	1	0	0	0	6	0
Smith	1	0	0	1	0	0	6	0
Wheelwright TM	1	1	0	0	0	0	6	0
Absher LG	0	0	0	0	4/4	0/1	0	4
Team	22	6	13	3	22/22	7/18	0	175
Opponents	53	18	31	4	52/53	16/39	2	422

2-Pt. Conversions: Team 0-0, Opponents 0-0

Sacks: Team 21.0, Opponents 49.0

Rushing	No.	Yds	Avg	Long	TD
Coffey	180	722	4.0	201	4
Johnson	24	144	6.0	170	1
Rector	24	127	5.3	16	0
Moore	53	104	2.0	18	0
Dunn	27	63	2.3	11	0
Wheelwright TM	21	43	2.0	6	1
Smith	8	42	5.3	12	0
Nofsinger	3	33	11.0	31	0
Lothridge	1	16	16.0	16	0
Mankins	2	7	3.5	7	0
Sloan	1	2	2.0	2	0
Team	344	1303	3.8	31	6
Opponents	504	2139	4.2	52	18

Receiving	No.	Yds	Avg	Long	TD
McDonald	33	436	13.2	75t	4
Coffey	30	196	6.5	22	1
Simmons LG	23	312	13.6	30	2
Simmons TM	21	287	13.7	30	2
Ogden LG	20	327	16.4	82t	1
Ogden TM	19	308	16.2	82t	1
Martin	15	182	12.1	36	3
Dunn	13	111	8.5	21	0
Smith	11	227	20.6	60	0
Barnes	10	154	15.4	44	1
Moore	10	74	7.4	21	0
Anderson	8	99	12.4	21t	1
Wheelwright TM	4	46	11.5	30	0
Rector	4	13	3.3	9	0
Mankins	1	11	11.0	11	0
Team	179	2144	12.0	82t	13
Opponents	238	3588	15.1	88t	31

Interceptions	No.	Yds	Avg	Long	TD
Reaves	7	153	21.9	42	0
Calland	3	106	35.3	77t	1
Nobis	3	57	19.0	41t	1
Hudlow	2	25	12.5	21	0
Rushing	1	2	2.0	2	0
Norton	1	0	0.0	0	0
Team	17	343	20.2	77t	2
Opponents	25	326	13.0	45t	4

Punting	No.	Yds	Avg	Net	TB	In	Lg	B
Lothridge	87	3801	43.7	37.4	7	0	62	0
Team	87	3801	43.7	37.4	7	0	62	0
Opponents	49	1957	39.9	36.8	3	0	57	0

Punt Returns	Ret	FC	Yds	Avg	Long	TD
Smith	20	2	92	4.6	26	0
Simmons LG	3	1	0	0.0	0	0
Simmons TM	3	1	0	0.0	0	0
Fitzgerald LG	2	1	4	2.0	4	0
Fitzgerald TM	1	1	0	0.0	0	0
Hudlow	1	2	2	2.0	2	0
Rassas	0	1	0	—	—	0
Reaves	0	1	0	—	—	0
Team	25	8	94	3.8	26	0
Opponents	54	17	408	7.6	39	0

Kickoff Returns	No.	Yds	Avg	Long	TD
Smith	39	976	25.0	99t	1
Fitzgerald LG	12	240	20.0	30	0
Fitzgerald TM	6	121	20.2	30	0
Dunn	7	120	18.3	39	0
Linden	3	37	12.3	18	0
Ogden LG	3	41	13.7	26	0
Ogden TM	3	41	13.7	26	0
Hudlow	2	56	28.0	35	0
Rassas	2	51	25.5	27	0
Simmons LG	2	38	19.0	22	0
Simmons TM	2	38	19.0	22	0
Mankins	1	12	12.0	12	0
Martin	1	0	0.0	0	0
Sandeman LG	1	0	0.0	0	0
Sandeman TM	1	0	0.0	0	0
Talbert	1	2	2.0	2	0
Wood	1	9	9.0	9	0
Team	69	1471	21.3	99t	1
Opponents	38	889	23.4	58	0

Field Goals	1-19	20-29	30-39	40-49	50+
Traynham	0/0	1/2	3/5	3/9	0/2
Absher LG	0/0	0/0	0/0	0/1	0/0
Team	0/0	1/2	3/5	3/9	0/2
Opponents	2/4	6/11	3/6	5/15	0/3

Traynham: (47N,48G)() (47N,52N)(36N)(31G,31G)
 (34G)() (27N)() (36N,40G)(47N,26G)(45G,46N)(44N,42B)(50N)
 Absher: 00000000000000
 Team: (47N,48G)() (47N,52N)(36N)(31G,31G)(34G)
 () (27N)() (36N,40G)(47N,26G)(45G,46N)(44N,42B) (50N)
 Opponents: (42B,16G)(27G)(25N,45B,46N,46N)
 (46N,45N,34G)(37N,44N)(40N,45N,22G)(53N,44N,
 19N,21G,40G)() (33N)(50N,24B,21N,27G)(34G,27N,
 32G)(22G,42G,50N)(28N,10N,25G,49G)(39N,48G,
 47G,19G)

Passing	Att	Cmp	Yds	Cmp%	Yds/Att	TD	TD%	Int	Int%	Long	Sack/Lost	Rating
Johnson	288	142	1620	49.3	5.63	10	3.5	21	7.3	82t	34/311	47.8
Nofsinger	60	30	352	50.0	5.87	1	1.7	2	3.3	38	5/45	59.9
Sloan	18	4	38	22.2	2.11	0	0.0	2	11.1	15	10/78	0.0
Dunn	2	1	32	50.0	16.00	1	50.0	0	0.0	32t	0/0	135.4
Moore	2	2	102	100.0	51.00	1	50.0	0	0.0	75t	0/0	158.3
Team	370	179	2144	48.4	5.79	13	3.5	25	6.8	82t	49/434	50.1

OFFENSIVE STATISTICS 1966-2000

The 1968 Atlanta Falcons

Statistic		Atl.	Opp.	Receiving		No.	Yds	Avg	Long	TD							
Total First Downs		174	302	Simmons	28	479	17.1	61	0								
Rushing		71	129	Ogden	25	452	18.1	60	2								
Passing		94	157	Long	22	484	22.0	71t	4								
Penalty		9	16	Flatley	20	305	15.3	66	0								
3rd Down: Made/Att		0/0	0/0	Wages	16	121	7.6	55t	1								
3rd Down Pct.		0.0	0.0	Butler	15	127	8.5	31	0								
4th Down: Made/Att		0/0	0/0	McCarthy	13	119	9.2	21	0								
4th Down Pct.		0.0	0.0	Dunn	9	118	13.1	43	0								
Possession Avg.		21:26	38:34	Donohoe	6	52	8.7	14	1								
Total Net Yards		3164	5320	Harris	3	118	39.3	55t	1								
Avg. Per Game		226.0	380.0	Bryant	1	11	11.0	11	0								
Total Plays		762	936	Team	158	2386	15.1	71t	9								
Avg. Per Play		4.2	5.7	Opponents	248	3306	13.3	84	30								
Net Yards Rushing		1305	2235	Interceptions		No.	Yds	Avg	Long	TD							
Avg. Per Game		93.2	159.6	Burson	4	100	25.0	73t	1								
Total Rushes		366	518	Lothridge	3	76	25.3	44	0								
Net Yards Passing		1859	3085	Calland	2	34	17.0	21	0								
Avg. Per Game		132.8	220.4	Reaves	1	90	90.0	90t	1								
Sacked/Yards Lost		70/527	29/221	Rassas	1	18	18.0	18	0								
Gross Yards		2386	3306	Heck	1	9	9.0	9	0								
Att./Completions		326/158	389/248	Dabney	1	3	3.0	3	0								
Completion Pct.		48.5	63.8	Nobis	1	0	0.0	0	0								
Had Intercepted		24	14	Team	14	330	23.6	90t	2								
Punts/Average		75/44.3	45/41.5	Opponents	24	326	13.6	49	2								
Net Punting Avg.		75/38.9	45/38.7	Punting		No.	Yds	Avg	Net	TB	In	Lg	B				
Penalties/Yards		63/659	63/628	Lothridge	75	3324	44.3	38.9	6	0	70	0					
Fumbles/Ball Lost		26/15	30/16	Team	75	3324	44.3	38.9	6	0	70	0					
Touchdowns		20	49	Opponents	45	1866	41.5	38.7	3	0	59	0					
Rushing		9	17	Punt Returns		Ret	FC	Yds	Avg	Long	TD						
Passing		9	30	Burson	11	16	56	5.1	17	0							
Returns		2	2	Rassas	4	0	10	2.5	5	0							
				Spiller	1	0	0	0.0	0	0							
				Team	16	16	66	4.1	17	0							
				Opponents	46	13	286	6.2	32	0							
Score By Periods		Q1	Q2	Q3	Q4	OT	PTS										
Team		42	54	36	38	0	170										
Opponents		90	134	73	92	0	389										
Scoring		TD	Rush	Pass	Ret	K-PAT	FG	\$	PTS	Kickoff Returns			No.	Yds	Avg	Long	TD
Eitter		0	0	0	0	17/19	11/21	0	50	Butler	37	799	21.6	42	0		
Long		4	0	4	0	0	0	0	24	Rassas	10	180	18.0	24	0		
Dunn		3	3	0	0	0	0	0	18	Bryant	5	112	22.4	29	0		
Berry		2	2	0	0	0	0	0	12	Lee LG	3	63	21.0	22	0		
Butler		2	2	0	0	0	0	0	12	Lee TM	1	20	20.0	20	0		
Ogden		2	0	2	0	0	0	0	12	Szczeko	3	18	6.0	18	0		
Burson		1	0	0	1	0	0	0	6	Talbert	3	30	10.0	13	0		
Donohoe		1	0	1	0	0	0	0	6	Auer	2	31	15.5	20	0		
Harris		1	0	1	0	0	0	0	6	Allen	1	0	0.0	0	0		
Johnson		1	1	0	0	0	0	0	6	Cerne	1	0	0.0	0	0		
McCarthy		1	1	0	0	0	0	0	6	Donohoe	1	22	22.0	22	0		
Reaves		1	0	0	1	0	0	0	6	Grimm	1	4	4.0	4	0		
Wages		1	0	1	0	0	0	0	6	Harris	1	16	16.0	16	0		
Team		20	9	9	2	17/19	11/21	0	170	Spiller	1	18	18.0	18	0		
Opponents		49	17	30	2	47/49	16/30	0	389	Wages	1	23	23.0	23	0		
										Team	68	1273	18.7	42	0		
										Opponents	42	799	19.0	60	0		
2-Pt. Conversions:		Team 0-0, Opponents 0-0															
Sacks:		Team 29.0, Opponents 70.0															
Rushing		No.	Yds	Avg	Long	TD	Field Goals										
Butler		94	365	3.9	60t	2	1-19	20-29	30-39	40-49	50+						
Dunn		72	219	3.0	15	3	Eitter	2/2	4/5	4/7	1/5	0/2					
Wages		59	211	3.6	31	0	Team	2/2	4/5	4/7	1/5	0/2					
Harris		53	144	2.7	11	0	Opponents	4/4	4/5	6/10	2/10	0/1					
Berry		26	139	5.3	45	2	Eitter: (48N,32N)(50N,14G,24G)(23G,27G)(1)(28N,17G)(48N)(47N)(1)(35G)(51N,20G)(30N,37G,42G)(1)(46N)(37N,33G,39G)										
Johnson		11	97	8.8	26	1	Opponents: (43G,35G)(1)(20N,45N,34N,41N,21G)(1)(35G,24G)(25G,42G,34G)(44N)(46N,38B,12G)(47N,34G,14G)(30N,12G)(48N,16G,35G,22G)(52N,31N,44N,36G)(40N)										
McCarthy		31	86	2.8	18	1											
Bryant		9	29	3.2	7	0											
Auer		3	19	6.3	16	0											
Ogden		1	12	12.0	12	0											
Lee LG		6	7	1.2	6	0											
Lee TM		4	6	1.5	6	0											
Lemmerman		1	0	0.0	0	0											
Simmons		1	-6	-6.0	-6	0											
Lothridge		1	-16	-16.0	-16	0											
Team		366	1305	3.6	60t	9											
Opponents		518	2235	4.3	69t	17											
Passing		Att	Cmp	Yds	Cmp%	Yds/Att	TD	TD%	Int	Int%	Long	Sack/Lost	Rating				
Johnson		156	73	892	46.8	5.72	2	1.3	10	6.4	71t	20/153	42.5				
Berry		153	81	1433	52.9	9.37	7	4.6	13	8.5	66	49/364	65.1				
Lemmerman		15	3	40	20.0	2.67	0	0.0	1	6.7	18	0/0	11.8				
Wages		2	1	21	50.0	10.50	0	0.0	0	0.0	21	0/0	87.5				
Lothridge		0	0	0	—	—	0	—	0	—	—	1/10	—				
Team		326	158	2386	48.5	7.32	9	2.8	24	7.4	71t	70/527	51.5				
Opponents		389	248	3306	63.8	8.50	30	7.7	14	3.6	84	29/221	101.3				

OFFENSIVE STATISTICS 1966-2000

The 1969 Atlanta Falcons

Statistic	Atl.	Opp.
Total First Downs	209	254
Rushing	97	120
Passing	89	120
Penalty	23	14
3rd Down: Made/Att	0/0	0/0
3rd Down Pct.	0.0	0.0
4th Down: Made/Att	0/0	0/0
4th Down Pct.	0.0	0.0
Possession Avg.	25:43	34:17
Total Net Yards	3811	4317
Avg. Per Game	272.2	308.4
Total Plays	800	888
Avg. Per Play	4.8	4.9
Net Yards Rushing	2058	2032
Avg. Per Game	147.0	145.1
Total Rushes	455	475
Net Yards Passing	1753	2285
Avg. Per Game	125.2	163.2
Sacked/Yards Lost	63/477	30/251
Gross Yards	2230	2536
Att./Completions	282/149	383/225
Completion Pct.	52.8	58.7
Had Intercepted	12	19
Punts/Average	69/41.2	56/38.8
Net Punting Avg.	69/37.3	56/35.5
Penalties/Yards	63/601	73/762
Fumbles/Ball Lost	37/19	37/27
Touchdowns	33	32
Rushing	14	14
Passing	13	13
Returns	4	5

Score By Periods	Q1	Q2	Q3	Q4	OT	PTS
Team	64	78	69	65	0	276
Opponents	65	96	38	69	0	268

Scoring	TD	Rush	Pass	Ret	K-PAT	FG	S	PTS
Elter	0	0	0	0	33/33	15/30	0	78
Flatley	6	0	6	0	0	0	0	36
Butler	5	3	2	0	0	0	0	30
Cogdill	5	0	5	0	0	0	0	30
Mitchell	4	0	4	0	0	0	0	24
Coffey TM	3	1	2	0	0	0	0	18
Wages	3	2	1	0	0	0	0	18
Acks	1	0	0	1	0	0	0	6
Gipson	1	1	0	0	0	0	0	6
Humphrey	1	0	0	1	0	0	0	6
Johnson	1	1	0	0	0	0	0	6
Lenmerman	1	1	0	0	0	0	0	6
Snider	1	0	0	1	0	0	0	6
Weatherford	1	0	0	1	0	0	0	6
Team	33	9	20	4	33/33	15/30	0	276
Opponents	32	14	13	5	32/32	14/27	1	268

2-Pt. Conversions: Team 0-0, Opponents 0-0

Sacks: Team 30.0, Opponents 63.0

Rushing	No.	Yds	Avg	Long	TD
Butler	163	655	4.0	39	3
Wages	72	375	5.2	66t	2
Gipson	62	303	4.9	33	1
Bryant	50	246	4.9	41	0
Coffey TM	49	168	3.4	16	1
Mitchell	5	77	15.4	40	0
Berry	20	68	3.4	30	0
Lenmerman	10	57	5.7	20	1
Johnson	11	55	5.0	13	1
McCauley	2	49	24.5	32	0
McDermott	7	6	0.9	3	0
Stanciel	4	-1	-2	4	0
Team	455	2058	4.5	66t	9
Opponents	475	2032	4.3	39t	14

Passing	Att	Cmp	Yds	Cmp%	Yds/Att	TD	TD%	Int	Int%	Long	Sack/Lost	Rating
Berry	124	71	1087	57.3	8.77	10	8.1	2	1.6	88t	31/219	106.5
Johnson	93	51	788	54.8	8.47	8	8.6	5	5.4	65t	18/152	89.4
Lenmerman	62	25	330	40.3	5.32	1	1.6	4	6.5	57	14/106	36.4
Gipson	1	0	0	0.0	0.00	0	0.0	1	100.0	0	0/0	0.0
Lothridge	1	1	9	100.0	9.00	0	0.0	0	0.0	9	0/0	104.2
Wages	1	1	16	100.0	16.00	0	100.0	0	0.0	16t	0/0	158.3
Team	282	149	2230	52.8	7.91	20	7.1	12	4.3	88t	63/477	85.0
Opponents	383	225	2536	58.7	6.62	13	3.4	19	5.0	67t	30/251	69.3

Receiving	No.	Yds	Avg	Long	TD
Flatley	45	834	18.5	71t	6
Cogdill	24	374	15.6	52	5
Mitchell	22	339	15.4	42t	4
Wages	22	228	10.4	88t	1
Butler	17	297	17.5	65t	2
Coffey TM	8	64	8.0	19	2
Gipson	4	33	8.3	18	0
Smith	2	17	8.5	10	0
Bryant	2	15	7.5	9	0
Ledbetter	1	16	16.0	16	0
Brezina	1	9	9.0	9	0
Simmons TM	1	4	4.0	4	0
Team	149	2230	15.0	88t	20
Opponents	225	2536	11.3	67t	13

Interceptions	No.	Yds	Avg	Long	TD
Redmond	5	50	10.0	32	0
Reaves	3	14	4.7	14	0
Hansen	2	51	25.5	40	0
Zook	2	22	11.0	15	0
Lavan	2	0	0.0	0	0
Mallory	1	22	22.0	22	0
Weatherford	1	18	18.0	18	0
Allen	1	6	6.0	6	0
Brezina	1	2	2.0	2	0
Nobis	1	0	0.0	0	0
Acks	0	15	—	15	0
Team	19	200	10.5	40	0
Opponents	12	233	19.4	80t	2

Punting	No.	Yds	Avg	Net	TB	In	Ig	B
Lothridge	69	2846	41.2	37.3	5	0	57	0
Team	69	2846	41.2	37.3	5	0	57	0
Opponents	56	2171	38.8	35.5	5	0	59	1

Punt Returns	Ret	FC	Yds	Avg	Long	TD
Mallory	13	6	42	3.2	15	0
Freeman	4	0	30	7.5	12	0
McCauley	4	6	-11	-2.7	0	0
Wright TM	4	0	21	5.3	11	0
Cahill	1	0	0	0.0	0	0
Team	26	12	82	3.2	15	0
Opponents	38	14	171	4.5	52	0

Kickoff Returns	No.	Yds	Avg	Long	TD
Bryant	21	407	19.4	39	0
Butler	13	405	31.2	61	0
Gipson	9	145	16.1	27	0
Wages	6	76	12.7	23	0
Kunz	1	13	13.0	13	0
Snider	1	48	48.0	48t	1
Stanciel	1	10	10.0	10	0
Team	52	1104	21.2	61	1
Opponents	52	1132	21.8	96t	2

Field Goals	1-19	20-29	30-39	40-49	50+
Elter	6/6	5/5	4/8	0/9	0/2
Team	6/6	5/5	4/8	0/9	0/2
Opponents	5/5	4/4	4/8	1/7	0/3

Elter: (16G)(46N,52N,51N)(33N,44N,43B)(34G)(45N,30N,46N)(30N,42N,34G)(16G,22G)(42N)(30G,17G)(18G,13G)(41N,32N,22G,22G)(19G)(47N,28G,30G)(28G)
Opponents: (29G)(42N,48N,16G)(52N)(32N,47G)(0)(32I)(45N,34N,12G)(13G,34G)(50N,37G)(38G,27G)(32N,40N,38G,13G)(54N,47N,20G)(20G)(44N,19G)

OFFENSIVE STATISTICS 1966-2000

The 1970 Atlanta Falcons

Statistic	Atl.	Opp.	Receiving	No.	Yds	Avg	Long	TD			
Total First Downs	199	211	Mitchell	44	650	14.8	51	6			
Rushing	76	93	Flatley	39	544	13.9	35	1			
Passing	110	98	Wages	26	153	5.9	24	2			
Penalty	13	20	Butler	24	151	6.3	25	1			
3rd Down: Made/Att	67/203	80/204	Snyder	23	311	13.5	43	2			
3rd Down Pct.	33.0	39.2	Gipson	16	186	11.6	51	3			
4th Down: Made/Att	1/2	2/2	Malone	9	38	4.2	9	1			
4th Down Pct.	50.0	100.0	Cogdill	7	101	14.4	30	1			
Possession Avg.	17:09	38:34	Campbell	7	92	13.1	27	0			
Total Net Yards	3431	3876	Donohoe	2	36	18.0	22	1			
Avg. Per Game	245.1	276.9	Team	197	2262	11.5	511	18			
Total Plays	826	857	Opponents	191	2397	12.5	891	11			
Avg. Per Play	4.2	4.5	Interceptions	No.	Yds	Avg	Long	TD			
Net Yards Rushing	1600	1722	Reaves	6	44	7.3	28	0			
Avg. Per Game	114.3	123.0	Lavan	3	11	3.7	8	0			
Total Rushes	431	479	Nobis	2	36	18.0	19	0			
Net Yards Passing	1831	2154	McCauley	1	32	32.0	32	0			
Avg. Per Game	130.8	153.9	Zook	1	24	24.0	24	0			
Sacked/Yards Lost	53/431	30/243	Hansen	1	15	15.0	15	0			
Gross Yards	2262	2397	Redmond	1	12	12.0	12	0			
Att./Completions	342/197	348/191	Mallory	1	9	9.0	9	0			
Completion Pct.	57.6	54.9	Humphrey	1	5	5.0	5	0			
Had Interced.	21	19	Freeman	1	3	3.0	3	0			
Punts/Average	76/38.7	60/41.2	Allen	1	0	0.0	0	0			
Net Punting Avg.	76/34.4	60/32.9	Team	19	191	10.1	32	0			
Penalties/Yards	76/807	93/897	Opponents	21	283	13.5	50	1			
Fumbles/Ball Lost	24/17	22/16	Punting	No.	Yds	Avg	Net	TB	In	Lg	B
Touchdowns	26	29	Lothridge	76	2944	38.7	34.4	3	0	59	0
Rushing	4	14	Team	76	2944	38.7	34.4	3	0	59	0
Passing	18	11	Opponents	60	2470	41.2	32.9	7	0	66	0
Returns	4	4	Punt Returns	Ret	FC	Yds	Avg	Long	TD		
Score By Periods	Q1	Q2	Q3	Q4	OT	PTS					
Team	44	39	54	69	0	206					
Opponents	45	87	55	74	0	261					
Scoring	TD	Rush	Pass	Ret	K-PAT	FG	S	PTS			
Vinyard	0	0	0	0	23/26	9/25	0	50			
Mitchell	7	1	6	0			0	42			
Gipson	3	0	3	0			0	18			
Wages	3	1	2	0			0	18			
Campbell	2	2	0	0			0	12			
Mallory	2	0	0	2			0	12			
Snyder	2	0	2	0			0	12			
Butler	1	0	1	0			0	6			
Cogdill	1	0	1	0			0	6			
Donohoe	1	0	1	0			0	6			
Flatley	1	0	1	0			0	6			
Malone	1	0	1	0			0	6			
Marshall	1	0	0	1			0	6			
McCauley	1	0	0	1			0	6			
Team	26	4	18	4	23/26	9/25	0	206			
Opponents	29	14	11	4	27/29	20/40	0	261			
Kickoff Returns	No.	Yds	Avg	Long	TD						
Butler	14	284	20.3	29	0						
Campbell	10	230	23.0	30	0						
Gipson	8	189	23.6	32	0						
Malone	5	66	13.2	25	0						
Brunson	4	54	13.5	26	0						
Cavnness	3	61	20.3	25	0						
Freeman	1	0	0.0	0	0						
Lavan	1	10	10.0	10	0						
Wages	1	22	22.0	22	0						
Team	47	916	19.5	32	0						
Opponents	41	983	24.0	94	1						
Field Goals	1-19	20-29	30-39	40-49	50+						
Vinyard	4/5	0/2	4/7	1/9	0/2						
Team	4/5	0/2	4/7	1/9	0/2						
Opponents	6/8	4/5	3/9	6/13	1/5						

Score By Periods	Q1	Q2	Q3	Q4	OT	PTS
Team	44	39	54	69	0	206
Opponents	45	87	55	74	0	261

Scoring	TD	Rush	Pass	Ret	K-PAT	FG	S	PTS
Vinyard	0	0	0	0	23/26	9/25	0	50
Mitchell	7	1	6	0			0	42
Gipson	3	0	3	0			0	18
Wages	3	1	2	0			0	18
Campbell	2	2	0	0			0	12
Mallory	2	0	0	2			0	12
Snyder	2	0	2	0			0	12
Butler	1	0	1	0			0	6
Cogdill	1	0	1	0			0	6
Donohoe	1	0	1	0			0	6
Flatley	1	0	1	0			0	6
Malone	1	0	1	0			0	6
Marshall	1	0	0	1			0	6
McCauley	1	0	0	1			0	6
Team	26	4	18	4	23/26	9/25	0	206
Opponents	29	14	11	4	27/29	20/40	0	261

2-Pt. Conversions: Team 0-0, Opponents 0-0

Sacks: Team 30.0, Opponents 53.0

Rushing	No.	Yds	Avg	Long	TD
Butler	166	636	3.8	33	0
Wages	119	422	3.5	40	1
Gipson	52	177	3.4	16	0
Malone	40	136	3.4	12	0
Campbell	28	116	4.1	15	2
Berry	13	60	4.6	16	0
Mitchell	5	23	4.6	12	1
Johnson	7	21	3.0	14	0
Brunson	1	9	9.0	9	0
Team	431	1600	3.7	40	4
Opponents	479	1722	3.6	40	14

Vinyard: (1)(47N),(6N,49B,19G)(50N,42N)(36N)
 (31G)(16G,49G)(46N,26N)(23N,39G)(15G,32G)(33B,
 48N)(49B,58B)(42N)(17N,35G,17G)(35B)
 Opponents: (43B,50N,38N,42G)(44B)(19N,27G,43G)
 (38N,19G,10G)(19B,51G)(44N)(51N,30G,47G,31G)
 (44N,47N,39N,20G)(35B,27N,41G,17G)(49N,47N,
 10G)(31N,9G,43G)(37N,23G)(51N,21G)(50N,40G,
 15G,37G)

Passing	Att	Cmp	Yds	Cmp%	Yds/Att	TD	TD%	Int	Int%	Long	Sack/Lost	Rating
Berry	269	156	1806	58.0	6.71	16	5.9	13	4.8	51	36/274	78.1
Johnson	72	40	443	55.6	6.15	2	2.8	8	11.1	34	16/148	43.7
Wages	1	1	13	100.0	13.00	0	0.0	0	0.0	13	1/9	118.8
Team	342	197	2262	57.6	6.61	18	5.3	21	6.1	51	53/431	69.6
Opponents	348	191	2397	54.9	6.89	11	3.2	19	5.5	89	30/243	64.3

OFFENSIVE STATISTICS 1966-2000

The 1971 Atlanta Falcons

Statistic	Atl.	Opp.
Total First Downs	221	237
Rushing	99	114
Passing	108	106
Penalty	14	17
3rd Down: Made/Att	77/182	103/214
3rd Down Pct.	42.3	48.1
4th Down: Made/Att	4/6	2/2
4th Down Pct.	66.7	100.0
Possession Avg.	30:00	30:00
Total Net Yards	3959	3787
Avg. Per Game	282.8	270.5
Total Plays	810	874
Avg. Per Play	4.9	4.3
Net Yards Rushing	1703	2149
Avg. Per Game	121.6	153.5
Total Rushes	494	500
Net Yards Passing	2256	1638
Avg. Per Game	161.1	117.0
Sacked/Yards Lost	31/239	31/257
Gross Yards	2495	1895
Att./Completions	285/167	343/164
Completion Pct.	58.6	47.8
Had Intercepted	21	20
Punts/Average	60/36.9	63/41.4
Net Punting Avg.	60/34.3	63/37.3
Penalties/Yards	79/723	61/614
Fumbles/Ball Lost	39/15	32/18
Touchdowns	34	31
Rushing	12	19
Passing	16	9
Returns	6	3

Score By Periods	Q1	Q2	Q3	Q4	OT	PTS
Team	74	86	48	66	0	274
Opponents	57	82	68	70	0	277

Scoring	TD	Rush	Pass	Ret	K-PAT	FG	S	PTS
Bell	0	0	0	0	29/33	13/21	0	68
Malone	8	6	2	0			0	48
Burrow	6	0	6	0			0	36
Mitchell	6	0	5	1			0	36
Butler	4	2	2	0			0	24
Hayes	3	0	0	3			0	18
Wages	2	1	1	0			0	12
Belton	1	1	0	0			0	6
Hansen	1	0	0	1			0	6
Mallory	1	0	0	1			0	6
Profit	1	1	0	0			0	6
Shiner	1	1	0	0			0	6
Zook	0	0	0	0			1	2
Team	34	12	16	6	29/33	13/21	1	274
Opponents	31	19	9	3	31/31	20/23	0	277

2-Pt. Conversions: Team 0-0, Opponents 0-0

Sacks: Team 31.0, Opponents 31.0

Rushing	No.	Yds	Avg	Long	TD
Butler	186	594	3.2	19	2
Malone	120	438	3.7	19	6
Wages	64	266	4.2	27	1
Belton	56	237	4.2	16	1
Campbell	29	79	2.7	8	0
Berry	19	31	1.6	9	0
Mitchell	4	25	6.3	24	0
Jarvis	1	13	13.0	13	0
Profit	3	10	3.3	4t	1
Shiner	10	9	0.9	4t	1
Burrow	1	5	5.0	5	0
Chesson	1	4	-4.0	-4	0
Team	494	1703	3.4	27	12
Opponents	500	2149	4.3	73t	19

Passing	Att	Cmp	Yds	Cmp%	Yds/Att	TD	TD%	Int	Int%	Long	Sack/Lost	Rating
Berry	226	136	2005	60.2	8.87	11	4.9	16	7.1	84	21/150	75.9
Shiner	57	30	463	52.6	8.12	5	8.8	5	8.8	47	10/89	72.5
Hart	1	0	0	0.0	0.00	0	0.0	0	0.0	0	0/0	39.6
Lothridge	1	1	27	100.0	27.00	0	0.0	0	0.0	27	0/0	118.8
Team	285	167	2495	58.6	8.75	16	5.6	21	7.4	84	31/239	75.4
Opponents	343	164	1895	47.8	5.52	9	2.6	20	5.8	68	31/257	49.4

Receiving	No.	Yds	Avg	Long	TD
Malone	34	380	11.2	46t	2
Burrow	33	741	22.5	84	6
Mitchell	33	593	18.0	43	5
Chesson	20	224	11.2	24	0
Wages	19	249	13.1	47	1
Butler	15	143	9.5	27t	2
Poage	4	71	17.8	31	0
Campbell	3	40	13.3	29	0
Belton	3	22	7.3	10	0
Mallory	1	27	27.0	27	0
Brezina	1	3	3.0	3	0
Kunz	1	2	2.0	2	0
Team	167	2495	14.9	84	16
Opponents	164	1895	11.6	68	9

Interceptions	No.	Yds	Avg	Long	TD
Reaves	6	43	7.2	31	0
Hansen	3	56	18.7	40t	1
Brown	3	32	10.7	23	0
Hayes	3	27	9.0	27	0
Brezina	3	22	7.3	11	0
Acks	1	0	0.0	0	0
McCaulley	1	0	0.0	0	0
Team	20	180	9.0	40t	1
Opponents	21	242	11.5	26	0

Punting	No.	Yds	Avg	Net	TB	In	Lg	B
Lothridge	44	1639	37.3	35.3	2	0	58	1
Bell	16	577	36.1	31.7	0	0	48	0
Team	60	2216	36.9	34.3	2	0	58	1
Opponents	63	2606	41.4	37.3	4	0	56	2

Punt Returns	Ret	FC	Yds	Avg	Long	TD
Belton	30	3	163	5.4	32	0
Mallory	5	2	3	0.6	2	0
Brown	1	2	0	0.0	0	0
McCaulley	1	1	8	8.0	8	0
Team	37	8	174	4.7	32	0
Opponents	26	21	117	4.5	19	0

Kickoff Returns	No.	Yds	Avg	Long	TD
Belton	28	706	25.2	58	0
Butler	13	372	28.6	82	0
Profit	10	247	24.7	35	0
Campbell	4	95	23.8	33	0
Enderle	1	20	20.0	20	0
Matlock	1	4	4.0	4	0
Small	1	12	12.0	12	0
Wages	1	21	21.0	21	0
Team	59	1477	25.0	82	0
Opponents	52	1228	23.6	97t	1

Field Goals	1-19	20-29	30-39	40-49	50+
Bell	4/4	5/7	3/5	1/5	0/0
Team	4/4	5/7	3/5	1/5	0/0
Opponents	4/4	7/8	4/6	4/4	1/1

Bell: (45B,23G,23G)(44N,20N,25G,30G)(36G)(15G)(35G)(25N)(27G)(45N,23G)(17G)(37B)(38B)(41G)(18G)(47N,12G)
Opponents: (28G)(45G,47G)(18G,13G)(26N,37G,45G,33G,26G)(24G)(28G,24G)(1)(30N,24G,51G)(1)(19G)(27G,12G)(38N,48G)(30G,36G)

OFFENSIVE STATISTICS 1966-2000

The 1972 Atlanta Falcons

Statistic	Atl.	Opp.	Receiving	No.	Yds	Avg	Long	TD					
Total First Downs	231	221	Malone	50	585	11.7	57t	2					
Rushing	113	122	Burrow	29	492	17.0	40	5					
Passing	101	83	Mitchell	28	470	16.8	40t	4					
Penalty	17	16	Hampton	23	244	10.6	43	1					
3rd Down: Made/Att	92/204	82/200	Chesson	18	338	18.8	46	1					
3rd Down Pct.	45.1	41.0	Profit	3	22	7.3	14	0					
4th Down: Made/Att	3/5	2/5	Snyder	1	19	19.0	19	0					
4th Down Pct.	60.0	40.0	Jarvis	1	18	18.0	18	0					
Possession Avg.	25:43	30:00	Ray	1	14	14.0	14	0					
Total Net Yards	4011	3767	Lamb	1	10	10.0	10	0					
Avg. Per Game	286.5	269.1	Belton	1	-1	-1.0	-1	0					
Total Plays	837	829	Berry	1	-9	-9.0	-9	0					
Avg. Per Play	4.8	4.5	Team	157	2202	14.0	57t	13					
Net Yards Rushing	2092	2063	Opponents	137	1911	13.9	82t	13					
Avg. Per Game	149.4	147.4	Interceptions	No.	Yds	Avg	Long	TD					
Total Rushes	500	504	Hayes	5	10	2.0	8	0					
Net Yards Passing	1919	1704	Nobis	3	74	24.7	37	1					
Avg. Per Game	137.1	121.7	Reaves	3	59	19.7	28	0					
Sacked/Yards Lost	41/283	24/207	Ellis	3	13	4.3	13	0					
Gross Yards	2202	1911	Brown	2	46	23.0	46	0					
Att./Completions	296/157	301/137	Lewis	1	3	3.0	3	0					
Completion Pct.	53.0	45.5	Hansen	1	0	0.0	0	0					
Had Intercepted	15	18	Team	18	205	11.4	46	1					
Punts/Average	61/42.8	56/41.8	Opponents	15	206	13.7	37t	1					
Net Punting Avg.	61/37.9	56/37.6	Punting	No.	Yds	Avg	Net	TB	In	Lg	B		
Penalties/Yards	73/650	61/555	James	61	2609	42.8	37.9	3	0	59	0		
Fumbles/Ball Lost	42/19	23/15	Team	61	2609	42.8	37.9	3	0	59	0		
Touchdowns	31	32	Opponents	56	2339	41.8	37.6	2	0	57	0		
Rushing	16	16	Punt Returns	Ret	FC	Yds	Avg	Long	TD				
Passing	13	13	Belton	17	6	110	6.5	34	0				
Returns	2	3	Brown	8	10	71	8.9	29	0				
Score By Periods	Q1	Q2	Q3	Q4	OT	PTS	Ellis	1	0	13	13.0	13	0
Team	64	100	62	43	0	269	Small	1	0	0	0.0	0	0
Opponents	67	46	79	82	0	274	Team	27	16	194	7.2	34	0
Opponents							Opponents	30	10	239	8.0	39	0

Score By Periods	Q1	Q2	Q3	Q4	OT	PTS
Team	64	100	62	43	0	269
Opponents	67	46	79	82	0	274

Scoring	TD	Rush	Pass	Ret	K-PAT	FG	S	PTS
Bell	0	0	0	0	31/31	16/30	0	79
Malone	10	8	2	0		0	60	
Hampton	7	6	1	0		0	42	
Burrow	5	0	5	0		0	30	
Mitchell	4	0	4	0		0	24	
Berry	2	2	0	0		0	12	
Chesson	1	0	1	0		0	6	
Nobis	1	0	0	1		0	6	
Zook	1	0	0	1		0	6	
Humphrey	0	0	0	0		1	2	
Lewis	0	0	0	0		1	2	
Team	31	16	13	2	31/31	16/30	2	269
Opponents	32	16	13	3	31/32	17/31	0	274

2-Pt. Conversions: Team 0-0, Opponents 0-0

Sacks: Team 24.0, Opponents 41.0

Rushing	No.	Yds	Avg	Long	TD
Hampton	230	995	4.3	56t	6
Malone	180	798	4.4	27	8
Profit	40	132	3.3	14	0
Berry	24	86	3.6	16	2
Ray	8	34	4.3	9	0
Belton	10	20	2.0	8	0
Mitchell	2	19	9.5	18	0
Sullivan	2	8	4.0	10	0
Burrow	3	3	1.0	8	0
Bell	1	-3	-3.0	-3	0
Team	500	2092	4.2	56t	16
Opponents	504	2063	4.1	42	16

Kickoff Returns	No.	Yds	Avg	Long	TD
Hampton	25	535	21.4	52	0
Belton	21	441	21.0	41	0
Germany	2	5	2.5	5	0
Malone	2	37	18.5	20	0
Chesson	1	0	0.0	0	0
Plummer	1	21	21.0	21	0
Team	52	1039	20.0	52	0
Opponents	48	1076	22.4	98t	1

Field Goals	1-19	20-29	30-39	40-49	50+
Bell	3/5	5/6	7/10	1/9	0/0
Team	3/5	5/6	7/10	1/9	0/0
Opponents	4/4	3/3	8/11	2/10	0/3

Bell: (22G,39G,36G)(32B,10N,38G,21G)(44N,41G)
 (45N,22G,32G,12G)() (24G,38N,47N)() (44N)(37G,
 42N,32G)(48N,33G,17G)(42N)(32N,27G,16G)(28B,
 12N)(48N)
 Opponents: ()(49N,44N,48N,22G)(39G,37G)(47B)
 (44G,32G,35G,39N)(52N,42N)(36G,15G)(19G,25G)
 (37N,37N,37G)(49N,13G,38G)(37G)(42N,48N,41G,
 19G)(51N,51N,28G)

Passing	Att	Cmp	Yds	Cmp%	Yds/Att	TD	TD%	Int	Int%	Long	Sack/Lost	Rating
Berry	277	154	2158	55.6	7.79	13	4.7	12	4.3	57t	39/255	78.5
Sullivan	19	3	44	15.8	2.32	0	0.0	3	15.8	18	2/28	0.0
Team	296	157	2202	53.0	7.44	13	4.4	15	5.1	57t	41/283	70.8
Opponents	301	137	1911	45.5	6.35	13	4.3	18	6.0	82t	24/207	55.9

OFFENSIVE STATISTICS 1966-2000

The 1973 Atlanta Falcons

Statistic	Atl.	Opp.	Receiving	No.	Yds	Avg	Long	TD			
Total First Downs	240	212	J. Mitchell	32	420	13.1	50	0			
Rushing	123	104	Burrow	31	567	18.3	57	7			
Passing	100	92	Hampton	25	273	10.9	22	1			
Penalty	17	16	Dodd	19	291	15.3	25	0			
3rd Down: Made/Att	75/182	59/180	Ray	19	192	10.1	39t	2			
3rd Down Pct.	41.2	32.8	Malone	19	177	9.3	33	1			
4th Down: Made/Att	0/0	0/0	Geredine	12	231	19.3	46	1			
4th Down Pct.	0.0	0.0	Neal	5	131	26.2	50	1			
Possession Avg.	21:26	30:00	Chesson TM	2	36	18.0	20	1			
Total Net Yards	4038	3559	Mialfk	2	30	15.0	17	0			
Avg. Per Game	288.4	254.2	Henry Matthews LG	2	19	9.5	12	0			
Total Plays	879	873	Wages	2	14	7.0	14	0			
Avg. Per Play	4.6	4.1	Team	16t	2362	14.1	57	14			
Net Yards Rushing	2037	2129	Opponents	151	1619	10.7	42	11			
Avg. Per Game	145.5	152.1	Interceptions	No.	Yds	Avg	Long	TD			
Total Rushes	518	520	Brown	6	99	16.5	24	0			
Net Yards Passing	2001	1430	Hayes	4	142	35.5	65t	2			
Avg. Per Game	142.9	102.1	Brezina	3	51	17.0	36	0			
Sacked/Yards Lost	41/361	29/189	Ellis	2	90	45.0	48	0			
Gross Yards	2362	1619	Reaves	2	20	10.0	11	0			
Att./Completions	320/168	324/151	Lawrence	1	81	81.0	81	0			
Completion Pct.	52.5	46.6	Plummer	1	39	39.0	39	0			
Had Intercepted	12	22	Humphrey	1	6	6.0	6	0			
Punts/Average	63/42.6	80/42.1	Hansen	1	0	0.0	0	0			
Net Punting Avg.	63/38.0	80/35.5	Walker	1	0	0.0	0	0			
Penalties/Yards	66/598	58/562	Team	22	52t	24.0	81	2			
Fumbles/Ball Lost	40/21	29/15	Opponents	12	83	6.9	42	0			
Touchdowns	34	24	Punting	No.	Yds	Avg	Net	TB	In	Lg	B
Rushing	18	12	James	63	2682	42.6	38.0	5	0	72	0
Passing	14	11	Team	63	2682	42.6	38.0	5	0	72	0
Returns	2	1	Opponents	80	3368	42.1	35.5	5	0	71	0

Score By Periods	Q1	Q2	Q3	Q4	OT	PTS	Punt Returns	Ret	FC	Yds	Avg	Long	TD
Team	51	124	64	79	0	318	Brown	40	11	360	9.0	57	0
Opponents	38	76	56	54	0	224	Dodd	8	1	69	8.6	28	0
							Lawrence	0	1	0	—	—	0
							Team	48	13	429	8.9	57	0
							Opponents	30	16	185	6.2	54	0

Scoring	TD	Rush	Pass	Ret	K-PAI	FG	S	PTS	Kickoff Returns	No.	Yds	Avg	Long	TD
Mike-Mayer	0	0	0	0	34/34	26/38	0	112	Washington	20	432	21.6	30	0
Ray	11	9	2	0			0	66	Hampton	11	258	23.5	42	0
Burrow	7	0	7	0			0	42	Geredine	9	211	23.4	51	0
Hampton	5	4	1	0			0	12	Plummer	5	115	23.0	37	0
Malone	3	2	1	0			0	18	Benson	3	20	6.7	9	0
Hayes	2	0	0	2			0	12	Lawrence	3	71	23.7	28	0
Profit TM	2	2	0	0			0	12	Profit TM	1	0	0.0	0	0
Chesson TM	1	0	1	0			0	6	Wages	1	0	0.0	0	0
Geredine	1	0	1	0			0	6	Team	53	1107	20.9	51	0
Neal	1	0	1	0			0	6	Opponents	58	1369	23.6	50	0
Wages	1	1	0	0			0	6	Field Goals	1-19	20-29	30-39	40-49	50+
Plummer	0	0	0	0			1	2	Mike-Mayer	5/5	7/10	6/9	7/12	1/2
Team	34	18	14	2	34/34	26/38	1	318	Team	5/5	7/10	6/9	7/12	1/2
Opponents	24	12	11	1	23/24	19/28	0	224	Opponents	3/3	4/4	8/12	4/7	0/2

2-Pl. Conversions: Team 0-0, Opponents 0-0

Sacks: Team 29.0, Opponents 41.0

Rushing	No.	Yds	Avg	Long	TD
Hampton	263	997	3.8	25	4
Ray	96	434	4.5	17	9
Malone	76	336	4.4	14	2
Lee	29	67	2.3	11	0
Profit TM	18	55	3.1	9	2
Wages	18	47	2.6	13	1
Washington	4	36	9.0	16	0
J. Mitchell	5	34	6.8	13	0
Sullivan	3	19	6.3	9	0
Burrow	2	17	8.5	9	0
Henry Matthews LG	4	4	1.0	3	0
Shiner TM	3	-2	-0.7	3	0
Geredine	1	-3	-3.0	-3	0
Team	518	2037	3.9	25	18
Opponents	520	2129	4.1	57t	12

Mike-Mayer: (29N,44N,21G,45G)0(48G,27G)(34N,57N,42N,42G,46G,37G)(23G,32G,33G)(43G,12G)(37N,52G)(28G,30G,12G,26G,16G)(45G,8G,30G)(21N,46N,25G,49G)(37N)(26G,16G)(49N,32G)(42N,24B)(51N)(38B,52N)(42G)(32G,42G)(34G,48G)(49N)(14G,24G)(45N,20G)(32B,35G,46G,35G,31G,37G,28G)(11G)

Passing	Att	Cmp	Yds	Cmp%	Yds/Att	TD	TD%	Int	Int%	Long	Sack/Lost	Rating
Lee	230	120	1785	52.2	7.77	10	4.3	8	3.5	57	28/256	77.9
Shiner TM	64	34	401	53.1	6.27	3	4.7	4	6.3	34t	11/86	62.0
Sullivan	26	14	175	53.8	6.73	1	3.8	0	0.0	21t	2/19	87.8
Team	320	168	2362	52.5	7.38	14	4.4	12	3.8	57	41/361	75.5
Opponents	324	151	1619	46.6	5.00	11	3.4	22	6.8	42	29/189	44.8

OFFENSIVE STATISTICS 1966-2000

The 1974 Atlanta Falcons

Statistic	Atl.	Opp.
Total First Downs	174	238
Rushing	77	140
Passing	86	85
Penalty	11	13
3rd Down: Made/Att	50/167	62/193
3rd Down Pct.	29.9	42.5
4th Down: Made/Att	2/2	1/2
4th Down Pct.	100.0	50.0
Possession Avg.	25:43	34:17
Total Net Yards	2800	4136
Avg. Per Game	200.0	295.4
Total Plays	806	960
Avg. Per Play	3.5	4.3
Net Yards Rushing	1493	2564
Avg. Per Game	106.6	183.1
Total Rushes	400	627
Net Yards Passing	1307	1572
Avg. Per Game	93.4	112.3
Sacked/Yards Lost	50/474	31/275
Gross Yards	1781	1847
Att./Completions	356/160	302/136
Completion Pct.	44.9	45.0
Had Intercepted	31	17
Punts/Average	96/40.5	84/38.3
Net Punting Avg.	96/32.0	84/28.6
Penalties/Yards	82/636	54/449
Fumbles/Ball Lost	32/24	26/12
Touchdowns	12	34
Rushing	6	19
Passing	4	13
Returns	2	2

Score By Periods	Q1	Q2	Q3	Q4	OT	PTS
Team	14	69	13	15	0	111
Opponents	68	68	60	75	0	271

Scoring	TD	Rush	Pass	Ret	K-PAT	FG	S	PTS
Mike-Mayer	0	0	0	0	12/12	9/16	0	39
Hampton	2	2	0	0	0	0	12	0
Malone	2	2	0	0	0	0	12	0
Brown	1	0	0	1	0	0	6	0
Burrow	1	0	1	0	0	0	6	0
Dodd	1	0	1	0	0	0	6	0
Kendrick	1	0	1	0	0	0	6	0
Lee	1	1	0	0	0	0	6	0
J. Mitchell	1	0	1	0	0	0	6	0
Stanback	1	1	0	0	0	0	6	0
Tinker	1	0	0	1	0	0	6	0
Team	12	6	4	2	12/12	9/16	0	111
Opponents	34	19	13	2	31/34	12/28	0	271

2-Pt. Conversions: Team 0-0. Opponents 0-0

Sacks: Team 31.0. Opponents 50.0

Rushing	No.	Yds	Avg	Long	TD
Hampton	127	464	3.7	34	2
Malone	116	410	3.5	13	2
Stanback	57	235	4.1	23t	1
Ray	46	139	3.0	17	0
Lee	19	99	5.2	17	1
Kendrick	17	71	4.2	17	0
McGee	7	30	4.3	10	0
J. Mitchell	3	21	7.0	15	0
Sullivan	3	19	6.3	12	0
Tinker	2	5	2.5	9	0
McQuilken	2	1	0.5	1	0
Neal	1	-1	-1.0	-1	0
Team	400	1493	3.7	34	6
Opponents	627	2564	4.1	53t	19

Receiving	No.	Yds	Avg	Long	TD
Burrow	34	545	16.0	48	1
J. Mitchell	30	479	16.0	52	1
Malone	28	168	6.0	13	0
Hampton	13	111	8.5	21	0
Dodd	12	130	10.8	17	1
Kendrick	12	86	7.2	12	1
Ray	10	43	4.3	10	0
Neal	8	99	12.4	21	0
Stanback	8	39	4.9	18	0
Geredine	4	69	17.3	24	0
Tinker	1	12	12.0	12	0
Team	160	1781	11.1	52	4
Opponents	136	1847	13.6	59t	13

Interceptions	No.	Yds	Avg	Long	TD
Brown	8	164	20.5	59t	1
Ellis	3	11	3.7	6	0
Zook	1	14	14.0	14	0
Nobis	1	10	10.0	10	0
Brezina	1	9	9.0	9	0
Hayes	1	2	2.0	2	0
Hansen	1	0	0.0	0	0
Lawrence	1	0	0.0	0	0
Team	17	210	12.4	59t	1
Opponents	31	451	14.5	57t	1

Punting	No.	Yds	Avg	Net	TB	In	Lg	B
James	96	3891	40.5	32.0	8	0	61	1
Team	96	3891	40.5	32.0	8	0	61	1
Opponents	84	3217	38.3	28.6	9	0	56	0

Punt Returns	Ret	FC	Yds	Avg	Long	TD
Dodd	27	0	344	12.7	57	0
Tinker	14	1	195	13.9	72t	1
Brown	9	2	96	10.7	23	0
Fritsch	1	0	0	0.0	0	0
Team	51	3	635	12.5	72t	1
Opponents	59	11	658	11.2	88t	1

Kickoff Returns	No.	Yds	Avg	Long	TD
Tinker	29	704	24.3	59	0
Geredine	9	219	24.3	28	0
McGee	8	167	20.9	26	0
Byas	5	136	27.2	35	0
K. Mitchell	4	36	9.0	13	0
Easterling	2	34	17.0	21	0
Childs TM	1	0	0.0	0	0
Fritsch	1	0	0.0	0	0
Byczek	1	0	0.0	0	0
Team	60	1296	21.6	59	0
Opponents	33	812	24.6	51	0

Field Goals	1-19	20-29	30-39	40-49	50+
Mike-Mayer	0/0	2/4	5/5	2/6	0/1
Team	0/0	2/4	5/5	2/6	0/1
Opponents	0/0	4/5	5/11	3/11	0/1

Mike-Mayer: (1)26N,32G)(21G,27G)(45N,28N)(35G, 31G)(47G)(32G)(0)48B)(45B)(52N,48N)(1)36G)(47G) Opponents: (33G,32N,45N)(43N,43N,25G,44N,47N) (1)46N,49N)(37G)(33B,41G,31G)(35N,33G)(1) (37G,49B)(39N,20G,42G)(20N,23G)(21G)(37B,51B, 37N,43G)

Passing	Att	Cmp	Yds	Cmp%	Yds/Att	TD	TD%	Int	Int%	Long	Sack/Lost	Rating
Lee	172	78	852	45.3	4.95	3	1.7	14	8.1	52	31/269	32.4
Sullivan	105	48	556	45.7	5.30	1	1.0	8	7.6	48	10/92	33.7
McQuilken	79	34	373	43.0	4.72	0	0.0	9	11.4	26	9/113	18.0
Team	356	160	1781	44.9	5.00	4	1.1	31	8.7	52	50/474	27.8
Opponents	302	136	1847	45.0	6.12	13	4.3	17	5.6	59t	31/275	56.0

OFFENSIVE STATISTICS 1966-2000

The 1975 Atlanta Falcons

Statistic	Atl.	Opp.	Receiving	No.	Yds	Avg	Long	TD			
Total First Downs	225	288	Jenkins	38	767	20.2	68	6			
Rushing	87	131	Mitchell	34	536	15.8	32	4			
Passing	118	142	Burrow	25	323	12.9	23	2			
Penalty	20	15	Hampton	21	195	9.3	24	1			
3rd Down: Made/Att	79/207	101/242	Stanback	14	115	8.2	14	0			
3rd Down Pct.	38.2	41.7	Thompson	14	92	6.6	14	0			
4th Down: Made/Att	1/2	1/4	Francis	13	270	20.8	67	4			
4th Down Pct.	50.0	25.0	Herron LG	5	50	10.0	19	0			
Possession Avg.	46:19	13:41	Tinker TM	3	37	12.3	26	1			
Total Net Yards	3861	4812	Reed	2	1	0.5	1	0			
Avg. Per Game	275.8	343.7	Jones	1	25	25.0	25	0			
Total Plays	885	1043	Team	165	2361	14.3	68	18			
Avg. Per Play	4.4	4.6	Opponents	227	2810	12.4	71	16			
Net Yards Rushing	1794	2277	Interceptions	No.	Yds	Avg	Long	TD			
Avg. Per Game	128.1	162.6	Lawrence	9	163	18.1	87	1			
Total Rushes	465	571	Brown	4	119	29.8	41	1			
Net Yards Passing	2067	2535	Hayes	4	16	4.0	7	0			
Avg. Per Game	147.6	181.1	Brezina	4	11	2.8	8	0			
Sacked/Yards Lost	32/294	35/275	Easterling	3	32	10.7	15	0			
Gross Yards	2361	2810	Hansen	1	1	1.0	1	0			
Att./Completions	388/165	437/227	Team	25	342	13.7	87	2			
Completion Pct.	42.5	51.9	Opponents	29	602	20.8	61	1			
Had Intercepted	29	25	Punting	No.	Yds	Avg	Net	TB	In	Lg	B
Punts/Average	89/41.5	71/41.1	James	89	3696	41.5	34.2	13	0	75	1
Net Punting Avg.	89/34.2	71/33.7	Team	89	3696	41.5	34.2	13	0	75	1
Penalties/Yards	78/635	77/716	Opponents	71	2920	41.1	33.7	14	0	62	0
Fumbles/Ball Lost	37/19	25/12	Punt Returns	Ret	FC	Yds	Avg	Long	TD		
Touchdowns	33	31	Herron LG	22	3	183	8.3	24	0		
Rushing	12	13	Herron TM	10	1	94	9.4	24	0		
Passing	18	16	Eley	7	0	61	8.7	15	0		
Returns	3	2	Jenkins	6	0	38	6.3	15	0		

Score By Periods	Q1	Q2	Q3	Q4	OT	PTS
Team	47	72	41	80	0	240
Opponents	58	91	66	71	3	289

Scoring	TD	Rush	Pass	Ret	K-PAT	FG	S	PTS
Mike-Mayer	0	0	0	0	30/33	4/10	0	42
Hampton	6	5	1	0	0	0	0	36
Jenkins	6	0	6	0	0	0	0	36
Mitchell	5	0	4	1	0	0	0	30
Stanback	5	5	0	0	0	0	0	30
Francis	4	0	4	0	0	0	0	24
Bartkowski	2	2	0	0	0	0	12	12
Burrow	2	0	2	0	0	0	12	12
Brown	1	0	0	1	0	0	6	6
Lawrence	1	0	0	1	0	0	6	6
Tinker TM	1	0	1	0	0	0	6	6
Team	33	12	18	3	30/33	4/10	0	240
Opponents	31	13	16	2	28/31	25/38	0	289

2-Pt. Conversions: Team 0-0, Opponents 0-0

Sacks: Team 35.0, Opponents 32.0

Rushing	No.	Yds	Avg	Long	TD
Hampton	250	1002	4.0	22	5
Stanback	105	440	4.2	26	5
Herron LG	62	274	4.4	53	0
Herron TM	1	0	0.0	0	0
Thompson	68	247	3.6	18	0
Reed	14	40	2.9	7	0
McQuilken	4	26	6.5	14	0
Bartkowski	14	15	1.1	5	2
Francis	2	12	6.0	9	0
Sullivan	6	9	1.5	4	0
Eley	1	3	3.0	3	0
Team	465	1794	3.9	26	12
Opponents	571	2277	4.0	44	13

Kickoff Returns	No.	Yds	Avg	Long	TD
Francis	14	265	18.9	32	0
Herron LG	13	264	20.3	40	0
Herron TM	11	189	17.2	30	0
Tinker TM	13	307	23.6	33	0
Eley	8	131	16.4	25	0
Byas	5	94	18.8	22	0
Lawrence	4	80	20.0	24	0
Thompson	4	62	15.5	23	0
McCrory	3	48	16.0	19	0
Reed	2	17	8.5	12	0
Davis	1	0	0.0	0	0
Jenkins	1	24	24.0	24	0
Team	66	1217	18.4	33	0
Opponents	45	1038	23.1	51	0

Field Goals	1-19	20-29	30-39	40-49	50+
Mike-Mayer	0/0	3/3	0/3	1/4	0/0
Team	0/0	3/3	0/3	1/4	0/0
Opponents	3/3	8/9	10/17	4/8	0/1

Mike-Mayer: (37N)(1)(48N)(27G)(0)(0)(0)(0)(45N)
 (23G,44G)(41N,22G)(35N,37N)
 Opponents: (22G,39G,25G)(29G,45N)(30N,46N,36N)
 (35N,26G)(37N,35G,25G,20G)(41N)(34N,36G,47G,
 25G)(45G)(33G,42G,17G)(32N,52N)(30N,37G,18G,
 36G)(42G,34G,39G)(49N,26G)(24N,34G,30G,19G)

Passing	Att	Cmp	Yds	Cmp%	Yds/Att	TD	TD%	Int	Int%	Long	Sack/Lost	Rating
Bartkowski	255	115	1662	45.1	6.52	13	5.1	15	5.9	68	19/197	59.3
Sullivan	70	28	380	40.0	5.43	3	4.3	5	7.1	49	8/52	42.6
McQuilken	61	20	253	32.8	4.15	1	1.6	9	14.8	31	5/45	12.6
James	1	1	25	100.0	25.00	0	0.0	0	0.0	25	0/0	118.8
Stanback	1	1	41	100.0	41.00	1	100.0	0	0.0	41	0/0	158.3
Team	388	165	2361	42.5	6.09	18	4.6	29	7.5	68	32/294	47.2
Opponents	437	227	2810	51.9	6.43	16	3.7	25	5.7	71	35/275	60.5

OFFENSIVE STATISTICS 1966-2000

The 1976 Atlanta Falcons

Statistic	Atl.	Opp.
Total First Downs	191	257
Rushing	78	143
Passing	93	95
Penalty	20	19
3rd Down: Made/Att	66/210	87/221
3rd Down Pct.	31.4	39.4
4th Down: Made/Att	0/0	0/0
4th Down Pct.	0.0	0.0
Possession Avg.	30:00	30:00
Total Net Yards	3103	4578
Avg. Per Game	221.6	327.0
Total Plays	868	949
Avg. Per Play	3.6	4.8
Net Yards Rushing	1689	2577
Avg. Per Game	120.6	184.1
Total Rushes	470	574
Net Yards Passing	1414	2001
Avg. Per Game	101.0	142.9
Sacked/Yards Lost	44/395	35/275
Gross Yards	1809	2276
Att./Completions	354/157	340/184
Completion Pct.	44.4	54.1
Had Intercepted	24	18
Punts/Average	101/42.1	87/38.5
Net Punting Avg.	101/36.2	87/33.1
Penalties/Yards	84/714	102/868
Fumbles/Ball Lost	30/17	30/20
Touchdowns	20	40
Rushing	10	22
Passing	10	14
Returns	0	4

Score By Periods	Q1	Q2	Q3	Q4	OT	PTS
Team	7	61	33	71	0	172
Opponents	41	86	77	108	0	312

Scoring	TD	Rush	Pass	Ret	K-PAT	FG	S	PTS
Mike-Mayer	0	0	0	0	20/20	10/21	0	50
Jenkins	6	0	6	0	0	0	0	36
Stanback	4	3	1	0	0	0	0	24
Bean	3	2	1	0	0	0	0	18
Esposito	2	2	0	0	0	0	0	12
Gilliam	2	0	2	0	0	0	0	12
Bartkowski	1	1	0	0	0	0	0	6
Hunter	1	1	0	0	0	0	0	6
Pritchett	1	1	0	0	0	0	0	6
Humphrey	0	0	0	0	1	2	0	0
Team	20	10	10	0	20/20	10/21	1	172
Opponents	40	22	14	4	32/39	12/17	2	312

2-Pt. Conversions: Team 0-0, Opponents 0-0

Sacks: Team 35.0, Opponents 44.0

Rushing	No.	Yds	Avg	Long	TD
Bean	124	428	3.5	30	2
Stanback	95	324	3.4	30	3
Collins	91	319	3.5	47	0
Esposito	60	317	5.3	361	2
Thompson	42	152	3.6	10	0
Pritchett	14	74	5.3	16	1
Hunter	14	41	2.9	16	1
McQuiken	9	26	2.9	17	0
Hampton TM	12	24	2.0	10	0
Mitchell	1	-6	-6.0	-6	0
Bartkowski	8	-10	-1.2	-2	1
Team	470	1689	3.6	47	10
Opponents	574	2577	4.5	64	22

Receiving	No.	Yds	Avg	Long	TD
Jenkins	41	710	17.3	341	6
Gilliam	21	292	13.9	491	2
Stanback	21	174	8.3	28	1
Mitchell	17	209	12.3	39	0
Esposito	17	88	5.2	13	0
Bean	16	148	9.3	501	1
Thompson	16	111	6.9	26	0
Collins	4	37	9.3	20	0
Francis	2	24	12.0	12	0
Bo. Adams	1	15	15.0	15	0
Pritchett	1	1	1.0	1	0
Team	157	1809	11.5	501	10
Opponents	184	2276	12.4	801	14

Interceptions	No.	Yds	Avg	Long	TD
Lawrence	6	43	7.2	22	0
Brown	3	58	19.3	21	0
Reed	3	48	16.0	42	0
Easterling	3	33	11.0	19	0
McClain	1	13	13.0	13	0
Roberts	1	7	7.0	7	0
Nobis	1	5	5.0	5	0
Team	18	207	11.5	42	0
Opponents	24	469	19.5	831	4

Punting	No.	Yds	Avg	Net	TD	In	Lg	B
James	101	4253	42.1	36.2	12	28	67	0
Team	101	4253	42.1	36.2	12	28	67	0
Opponents	87	3346	38.5	33.1	4	16	52	1

Punt Returns	Ret	FC	Yds	Avg	Long	TD
Lawrence	54	5	372	6.9	24	0
Byas	1	0	8	8.0	8	0
Esposito	1	0	6	6.0	6	0
Farmer	1	0	0	0.0	0	0
Jones	1	0	-1	-1.0	-1	0
Mabra	1	0	0	0.0	0	0
Roberts	1	0	0	0.0	0	0
Team	60	5	385	6.4	24	0
Opponents	52	20	360	6.9	25	0

Kickoff Returns	No.	Yds	Avg	Long	TD
Lawrence	21	521	24.8	36	0
Byas	12	270	22.5	44	0
Francis	9	156	17.3	30	0
Collins	7	141	20.1	24	0
Mabra	3	61	20.3	26	0
Bean	2	38	19.0	21	0
Bo. Adams	1	21	21.0	21	0
Esposito	1	12	12.0	12	0
Jones	1	22	22.0	22	0
Ortega	1	9	9.0	9	0
Roberts	1	0	0.0	0	0
Stanback	1	18	18.0	18	0
Team	60	1269	21.2	44	0
Opponents	38	934	24.6	44	0

Field Goals	1-19	20-29	30-39	40-49	50+
Mike-Mayer	2/2	2/4	1/5	5/10	0/0
Team	2/2	2/4	1/5	5/10	0/0
Opponents	1/1	7/7	2/4	2/5	0/0

Mike-Mayer: (1)41G(38N,38N,49N,38N,45G)(40G, 46G,42B)(33G)(37B)(44N,18G,40B,21G)(24N, 22N)(21G)(47N)(19G,44G)
Opponents: (25G)(47N,32G)(45N)(18G)(120G, 27G)(1)(27G,33B)(23G)(22G,32N,32G)(42G,29G) (48N,40G)

Passing	Att	Cmp	Yds	Cmp%	Yds/Att	TD	TD%	Int	Int%	Long	Sack/Lost	Rating
McQuiken	121	48	450	39.7	3.72	2	1.7	10	8.3	39	17/164	21.7
Bartkowski	120	57	677	47.5	5.64	2	1.7	9	7.5	501	18/150	39.5
Hunter	110	51	633	46.4	5.75	5	4.5	4	3.6	341	9/81	64.7
Bean	1	1	49	100.0	49.00	1	100.0	0	0.0	491	0/0	158.3
Esposito	1	0	0	0.0	0.00	0	0.0	0	0.0	0	0/0	39.6
Jenkins	1	0	0	0.0	0.00	0	0.0	1	100.0	0	0/0	0.0
Team	354	157	1809	44.4	5.11	10	2.8	24	6.8	501	44/395	41.5
Opponents	340	184	2276	54.1	6.69	14	4.1	18	5.3	801	35/275	66.7

OFFENSIVE STATISTICS 1966-2000

The 1977 Atlanta Falcons

Statistic	Atl.	Opp.	Receiving	No.	Yds	Avg	Long	TD					
Total First Downs	198	192	Jenkins	39	677	17.4	73t	4					
Rushing	102	100	Stanback	30	261	8.7	36	0					
Passing	80	76	Francis	26	390	15.0	32	1					
Penalty	16	16	Mitchell	17	178	10.5	17	0					
3rd Down: Made/Att	66/224	66/206	Thompson	12	56	4.7	9	0					
3rd Down Pct.	29.5	32.0	Eley	9	60	6.7	14	0					
4th Down: Made/Att	0/0	0/0	McCrary	2	48	24.0	49t	1					
4th Down Pct.	0.0	0.0	Farmer	2	39	19.5	23	0					
Possession Avg.	31:04	28:56	McIntyre	1	27	27.0	27t	1					
Total Net Yards	3246	3242	Ryckman	1	5	5.0	5t	1					
Avg. Per Game	231.9	231.6	Esposito	1	-1	-1.0	-1	0					
Total Plays	919	866	Team	140	1740	12.4	73t	8					
Avg. Per Play	3.5	3.7	Opponents	141	1775	12.6	78	9					
Net Yards Rushing	1890	1858	Interceptions	No.	Yds	Avg	Long	TD					
Avg. Per Game	135.0	132.7	Lawrence	7	138	19.7	36	0					
Total Rushes	582	504	Brown	5	56	11.2	24	0					
Net Yards Passing	1356	1384	Easterling	4	46	11.5	36	0					
Avg. Per Game	96.9	98.9	Ortega	4	15	3.8	6	0					
Sacked/Yards Lost	40/384	42/391	Byas	3	122	40.7	72t	1					
Gross Yards	1740	1775	Pennywell	2	30	15.0	20t	1					
Att./Completions	297/140	320/141	Esposito	1	55	55.0	55	0					
Completion Pct.	47.1	44.1	Team	26	462	17.8	72t	2					
Had Intercepted	16	26	Opponents	16	195	12.2	48	0					
Punts/Average	106/41.2	101/36.3	Punting	No.	Yds	Avg	Net	TB	In	Lg	B		
Net Punting Avg.	106/33.9	101/31.5	James	105	4349	41.4	34.0	13	19	61	0		
Penalties/Yards	101/898	99/860	Mike-Mayer TM	1	23	23.0	23.0	0	1	23	0		
Fumbles/Ball Lost	28/9	35/22	Team	106	4372	41.2	33.9	13	20	61	0		
Touchdowns	20	15	Opponents	101	3665	36.3	31.5	4	10	52	4		
Rushing	9	5	Punt Returns	Ret	FC	Yds	Avg	Long	TD				
Passing	8	9	Lawrence	51	10	352	6.9	37	0				
Returns	3	1	Ryckman	7	2	40	5.7	20	0				
Score By Periods	Q1	Q2	Q3	Q4	OT	PTS	Byas	1	0	10	10	0	
Team	13	61	51	54	0	179	Team	59	12	402	6.8	37	0
Opponents	27	30	34	38	0	129	Opponents	58	5	519	8.9	48	0

Scoring	TD	Rush	Pass	Ret	K-PAT	FG	S	PTS	Kickoff Returns	No.	Yds	Avg	Long	TD
Stanback	6	6	0	0		0	0	36	Farmer	21	419	20.0	30	0
Steinfort	0	0	0	0	13/13	6/11	0	31	Moriarty	8	136	17.0	22	0
Mike-Mayer TM	0	0	0	0	7/7	7/19	0	28	Eley	1	16	16.0	16	0
Jenkins	4	0	4	0			0	24	Francis	1	22	22.0	22	0
Byas	1	0	0	1			0	6	Lawrence	1	13	13.0	13	0
Eley	1	1	0	0			0	6	McIntyre	1	15	15.0	15	0
Francis	1	0	1	0			0	6	Ryckman	1	0	0.0	0	0
Hunter	1	1	0	0			0	6	Team	34	621	18.3	30	0
McCrary	1	0	1	0			0	6	Opponents	43	1021	23.7	84t	1
McIntyre	1	0	1	0			0	6	Field Goals	1-19	20-29	30-39	40-49	50+
Ortega	1	0	0	1			0	6	Mike-Mayer TM	0/0	3/4	3/8	1/6	0/1
Pennywell	1	0	0	1			0	6	Steinfort	0/0	3/3	2/4	1/3	0/1
Ryckman	1	0	1	0			0	6	Team	0/0	6/7	5/12	2/9	0/2
Thompson	1	1	0	0			0	6	Opponents	0/0	2/5	4/5	3/6	0/0
Team	20	9	8	3	20/20	13/30	0	179	Steinfort: 0()0()0()0()0(24G)(35N,31G)(31G,40G)(26G,51N,42N)(25G)(36N,46N)()					
Opponents	15	5	9	1	12/14	9/16	0	129	Team: (33G,42N)(47N,23G,52B,27G)(31N,35G,27N,30N)(34N)(4N)(36N,32G,44G,21G,47N)(37N,44B)(24G)(35N,31G)(31G,40G)(26G,51N,42N)(25G)(36N,46N)()					

2-PT. Conversions: Team 0-0, Opponents 0-0

Sacks: Team 42.0, Opponents 40.0

Rushing	No.	Yds	Avg	Long	TD
Stanback	247	873	3.5	35	6
Thompson	132	478	3.6	22	1
Eley	97	273	2.8	16	1
Esposito	34	101	3.0	23	0
Hunter	28	70	2.5	18	1
McIntyre	13	65	5.0	11	0
Bartkowski	18	13	0.7	8	0
Jenkins	2	7	3.5	9	0
Pritchett	3	7	2.3	6	0
Francis	4	6	1.5	11	0
Farmer	1	4	4.0	4	0
McQuilken	2	-1	-0.5	0	0
Mitchell	1	-6	-6.0	-6	0
Team	582	1890	3.2	35	9
Opponents	504	1858	3.7	51	5

Passing	Att	Cmp	Yds	Cmp%	Yds/Att	TD	TD%	Int	Int%	Long	Sack/Lost	Rating
Hunter	151	70	898	46.4	5.95	2	1.3	3	2.0	49t	11/88	61.6
Bartkowski	136	64	796	47.1	5.85	5	3.7	13	9.6	73t	29/296	38.4
McQuilken	7	5	47	71.4	6.71	1	14.3	0	0.0	10	0/0	129.2
Esposito	1	0	0	0.0	0.00	0	0.0	0	0.0	0	0/0	39.6
James	1	0	0	0.0	0.00	0	0.0	0	0.0	0	0/0	39.6
Jones	1	1	-1	100.0	-1.00	0	0.0	0	0.0	-1	0/0	79.2
Team	297	140	1740	47.1	5.86	8	2.7	16	5.4	73t	40/384	52.3
Opponents	320	141	1775	44.1	5.55	9	2.8	26	8.1	78	42/391	37.4

OFFENSIVE STATISTICS 1966-2000

The 1978 Atlanta Falcons

Statistic	Atl.	Opp.
Total First Downs	253	267
Rushing	90	117
Passing	133	113
Penalty	30	37
3rd Down: Made/Att	78/238	89/259
3rd Down Pct.	32.8	34.4
4th Down: Made/Att	0/0	0/0
4th Down Pct.	0.0	0.0
Possession Avg.	29:57	30:03
Total Net Yards	4062	4431
Avg. Per Game	253.9	276.9
Total Plays	1038	1069
Avg. Per Play	3.9	4.1
Net Yards Rushing	1660	2067
Avg. Per Game	103.8	129.2
Total Rushes	533	578
Net Yards Passing	2402	2364
Avg. Per Game	150.1	147.8
Sacked/Yards Lost	56/481	47/425
Gross Yards	2883	2789
Att./Completions	449/221	444/215
Completion Pct.	49.2	48.4
Had Intercepted	23	12
Punts/Average	110/38.4	108/36.6
Net Punting Avg.	110/34.0	108/31.8
Penalties/Yards	130/1083	116/1010
Fumbles/Ball Lost	41/18	46/25
Touchdowns	27	36
Rushing	13	21
Passing	11	11
Returns	3	4

Score By Periods	Q1	Q2	Q3	Q4	OT	PTS
Team	33	80	41	86	0	240
Opponents	54	117	47	72	0	290

Scoring	TD	Rush	Pass	Ret	K-PAT	FG	S	PTS
Mazzetti	0	0	0	0	18/18	13/16	0	57
Stanback	5	5	0	0			0	30
Bean	4	3	1	0			0	24
Francis	3	0	3	0			0	18
Steinfort	0	0	0	0	8/9	3/10	0	17
Bartkowski	2	2	0	0			0	12
A. Jackson	2	0	2	0			0	12
Mitchell	2	0	2	0			0	12
Patton	2	1	1	0			0	12
Ryckman	2	0	2	0			0	12
Strong	2	2	0	0			0	12
Byas	1	0	0	1			0	6
Moriarty	1	0	0	1			0	6
Pearson	1	0	0	1			0	6
McClain	0	0	0	0			1	2
Reed	0	0	0	0			1	2
Team	27	13	11	3	26/27	16/26	2	240
Opponents	36	21	11	4	35/36	13/23	0	290

2-Pt. Conversions: Team 0-0, Opponents 0-0

Sacks: Team 47.0, Opponents 56.0

Rushing	No.	Yds	Avg	Long	TD
Bean	193	707	3.7	25t	3
Stanback	188	588	3.1	26	5
Patton	68	206	3.0	15	1
Strong	30	99	3.3	14	2
Bartkowski	33	60	1.8	8	2
Esposito	7	21	3.0	7	0
Pearson	1	1	1.0	1	0
Jones	10	-3	-3	17	0
Franklin	1	-8	-8.0	-8	0
Francis	2	-11	-5.5	-5	0
Team	533	1660	3.1	26	13
Opponents	578	2067	3.6	73t	21

Passing	Att	Cmp	Yds	Cmp%	Yds/Att	TD	TD%	Int	Int%	Long	Sack/Lost	Rating
Bartkowski	369	187	2489	50.7	6.75	10	2.7	18	4.9	71	39/349	61.1
Jones	79	34	394	43.0	4.99	1	1.3	4	5.1	38t	17/132	41.9
Bean	1	0	0	0.0	0.00	0	0.0	1	100.0	0	0/0	0.0
Team	449	221	2883	49.2	6.42	11	2.4	23	5.1	71	56/481	56.7
Opponents	444	215	2789	48.4	6.28	11	2.5	12	2.7	71t	47/425	65.6

Receiving	No.	Yds	Avg	Long	TD
Francis	45	695	15.4	54t	3
Ryckman	45	679	15.1	59t	2
Mitchell	32	366	11.4	24	2
Bean	31	209	6.7	38t	1
A. Jackson	26	526	20.2	71	2
Stanback	12	108	9.0	20	0
Patton	10	90	9.0	32	1
Strong	7	56	8.0	21	0
Pearson	5	71	14.2	23	0
Esposito	3	10	3.3	4	0
Jenkins	2	28	14.0	22	0
Wright	2	26	13.0	18	0
Franklin	1	19	19.0	19	0
Team	221	2883	13.0	71	11
Opponents	215	2789	13.0	71t	11

Interceptions	No.	Yds	Avg	Long	TD
Lawrence	6	76	12.7	44	0
Byas	2	37	18.5	32	0
Reed	1	38	38.0	38	0
Faumuina	1	7	7.0	7	0
Easterling	1	1	1.0	1	0
Pridemore	1	0	0.0	0	0
Team	12	159	13.3	44	0
Opponents	23	252	11.0	46	2

Punting	No.	Yds	Avg	Net	TB	In	Lg	B
James	109	4227	38.8	34.0	9	24	57	1
Team	110	4227	38.4	34.0	9	24	57	1
Opponents	108	3958	36.6	31.8	9	22	63	5

Punt Returns	Ret	FC	Yds	Avg	Long	TD
Ryckman	28	18	227	8.1	38	0
A. Jackson	11	6	89	8.1	32	0
Byas	2	0	12	6.0	12	0
Lawrence	1	1	17	17.0	17	0
Glazebrook	0	1	0	—	—	0
Team	42	26	345	8.2	38	0
Opponents	54	20	305	5.6	21	0

Kickoff Returns	No.	Yds	Avg	Long	TD
Pearson	25	662	26.5	100t	1
Franklin	11	258	23.5	33	0
A. Jackson	11	225	20.5	30	0
Pridemore	4	71	17.8	20	0
Strong	3	50	16.7	23	0
Fields	2	21	10.5	20	0
Wright	2	31	15.5	16	0
Mitchell	1	14	14.0	14	0
Team	59	1332	22.6	100t	1
Opponents	49	1141	23.3	60	0

Field Goals	1-19	20-29	30-39	40-49	50+
Mazzetti	0/0	7/7	6/9	0/0	0/0
Steinfort	0/0	1/2	1/5	1/3	0/0
Team	0/0	8/9	7/14	1/3	0/0
Opponents	3/3	4/5	4/6	2/9	0/0

Mazzetti: (0)0(0)0(0)(37B,21G,29G)(21G,37G,30G,26G,37G)(22G,32G)(37N,39G,28G)(21G,34N,32G)(0)
 Steinfort: (43N,30G,48G)(0)(24G,36N)(30B)(29B,48N)(34N,31N)(0)(0)(0)(0)(0)(0)
 Opponents: (0)(19G)(43G)(0)(27N,34N,23G,45G)(21G)(42B)(30N,35G)(49N,43N)(19G)(21G)(45N,32G,37G)(40N,18G)(32G,46N)(21G,46N)(0)

OFFENSIVE STATISTICS 1966-2000

The 1979 Atlanta Falcons

Statistic	Atl.	Opp.
Total First Downs	303	311
Rushing	126	109
Passing	150	177
Penalty	27	25
3rd Down: Made/Att	82/221	110/253
3rd Down Pct.	37.1	43.5
4th Down: Made/Att	0/0	0/0
4th Down Pct.	0.0	0.0
Possession Avg.	29:51	30:09
Total Net Yards	4929	5759
Avg. Per Game	308.1	359.9
Total Plays	1033	1071
Avg. Per Play	4.8	5.4
Net Yards Rushing	2200	2163
Avg. Per Game	137.5	135.2
Total Rushes	500	555
Net Yards Passing	2729	3596
Avg. Per Game	170.6	224.8
Sacked/Yards Lost	54/398	29/203
Gross Yards	3127	3799
Att./Completions	479/251	487/268
Completion Pct.	52.4	55.0
Had Intercepted	23	15
Punts/Average	84/39.2	73/37.3
Net Punting Avg.	84/35.2	73/31.1
Penalties/Yards	112/1026	98/815
Fumbles/Balls Lost	31/20	35/20
Touchdowns	38	47
Rushing	15	27
Passing	19	17
Returns	4	3

Score By Periods	Q1	Q2	Q3	Q4	OT	PTS
Team	34	90	59	111	6	300
Opponents	79	156	57	93	3	388

Scoring	TD	Rush	Pass	Ret	K-PAT	FG	S	PTS
Mazzetti	0	0	0	0	31/37	13/25	0	70
Francis	8	0	8	0			0	48
Andrews	5	3	2	0			0	30
Stanback	5	5	0	0			0	30
Cain	4	2	2	0			0	24
Jenkins	3	0	3	0			0	18
Bartkowski	2	2	0	0			0	12
Mayberry	2	1	0	1			0	12
Mitchell	2	0	2	0			0	12
Ryckman	2	0	2	0			0	12
Bean	1	1	0	0			0	6
Byas	1	0	0	1			0	6
Lawrence	1	0	0	1			0	6
Moroski	1	1	0	0			0	6
Pennywell	1	0	0	1			0	6
Lewis	0	0	0	0			1	2
Team	38	15	19	4	31/37	13/25	1	300
Opponents	47	27	17	3	44/47	20/29	1	388

2-Pt. Conversions: Team 0-0, Opponents 0-0

Sacks: Team 29.0, Opponents 54.0

Rushing	No.	Yds	Avg	Long	TD
Andrews	239	1023	4.3	23	3
Bean	88	393	4.5	60t	1
Cain	63	295	4.7	35t	2
Stanback	36	202	5.6	55t	5
Mayberry	45	193	4.3	21	1
Bartkowski	14	36	2.6	18	2
Moroski	3	31	10.3	19	1
Jones	6	19	3.2	9	0
Strong	2	7	3.5	4	0
Patton TM	3	1	0.3	2	0
James	1	0	0.0	0	0
Team	500	2200	4.4	60t	15
Opponents	555	2163	3.9	69t	27

Passing	Att	Cmp	Yds	Cmp%	Yds/Att	TD	TD%	Int	Int%	Long	Sack/Lost	Rating
Bartkowski	380	204	2505	53.7	6.59	17	4.5	20	5.3	57	39/286	67.3
Jones	83	38	505	45.8	6.08	2	2.4	3	3.6	49	13/100	58.6
Moroski	15	8	97	53.3	6.47	0	0.0	0	0.0	23	2/12	73.5
James	1	1	20	100.0	20.00	0	0.0	0	0.0	20	0/0	118.8
Team	479	251	3127	52.4	6.53	19	4.0	23	4.8	57	54/398	66.2
Opponents	487	268	3799	55.0	7.80	17	3.5	15	3.1	64	29/203	79.2

Receiving	No.	Yds	Avg	Long	TD
Francis	74	1013	13.7	42	8
Jenkins	50	858	17.2	57	3
Andrews	39	309	7.9	34	2
Mitchell	16	118	7.4	14	2
Cain	15	181	12.1	28	2
Stanback	13	89	6.8	22	0
Bean	12	137	11.4	49	0
Jackson	11	156	14.2	23	0
Pearson	7	119	17.0	40	0
Mayberry	7	48	6.9	19	0
Ryckman	4	59	14.8	20t	2
Glazebrook	1	20	20.0	20	0
Mikeska	1	14	14.0	14	0
Strong	1	6	6.0	6	0
Team	251	3127	12.5	57	19
Opponents	268	3799	14.2	64	17

Interceptions	No.	Yds	Avg	Long	TD
Lawrence	6	120	20.0	38	0
Pridemore	2	20	10.0	20	0
Easterling	2	5	2.5	5	0
Reed	2	0	0.0	0	0
Pennywell	1	39	39.0	39t	1
Byas	1	34	34.0	34	0
Mayberry	1	6	6.0	6t	1
Team	15	224	14.9	39t	2
Opponents	23	362	15.7	54	2

Punting	No.	Yds	Avg	Net	TB	In	Lg	B
James	83	3296	39.7	35.2	4	12	62	1
Team	84	3296	39.2	35.2	4	12	62	1
Opponents	73	2721	37.3	31.1	13	14	52	1

Punt Returns	Ret	FC	Yds	Avg	Long	TD
Pearson	12	10	115	9.6	60	0
Ryckman	12	5	72	6.0	15	0
Glazebrook	1	0	-1	-1.0	-1	0
McClain	1	0	2	2.0	2	0
Team	26	15	188	7.2	60	0
Opponents	41	26	259	6.3	31	0

Kickoff Returns	No.	Yds	Avg	Long	TD
Pearson	30	570	19.0	29	0
Strong	15	343	22.9	33	0
Pridemore	9	111	12.3	21	0
Cain	7	149	21.3	32	0
Stanback	6	109	18.2	24	0
Mayberry	4	49	12.3	16	0
Byas	1	19	19.0	19	0
Jackson	1	20	20.0	20	0
Team	73	1370	18.8	33	0
Opponents	61	1312	21.5	89	0

Field Goals	1-19	20-29	30-39	40-49	50+
Mazzetti	0/0	9/11	1/6	3/7	0/1
Team	0/0	9/11	1/6	3/7	0/1
Opponents	1/1	7/8	6/9	5/7	1/4

Mazzetti: (27G,43G,52N)(41N)(46B,25G,31N)(24G,26G,22G,47N)(23G,48G,42G,27N)(39N,32N)(23G)(25N)(30G,38N)(23G,35N)(0)(42N)(0)(22G)
 Opponents: (37G,38G)(35G)(24G,32N,24G)(50N,51N,20G)(45G,49N,53G,37G)(38N,27N)(40G,30G,33N,47G)(0)(24G)(0)(42G)(0)(23G,44G,21G)(35G,53N)(45N,18G,24G)(0)

OFFENSIVE STATISTICS 1966-2000

The 1980 Atlanta Falcons

Statistic	Atl.	Opp.	Receiving	No.	Yds	Avg	Long	TD			
Total First Downs	336	298	Jenkins	58	1035	17.8	57	6			
Rushing	145	100	Francis	54	862	16.0	81t	7			
Passing	166	175	Andrews	51	456	8.9	26	1			
Penalty	25	23	Cain	46	504	12.7	36	9			
3rd Down: Made/Att	87/222	91/227	Jackson	22	403	18.3	54t	7			
3rd Down Pct.	39.2	40.1	Mayberry	3	1	0.3	6	0			
4th Down: Made/Att	0/0	0/0	Mikeska	1	4	4.0	4	0			
4th Down Pct.	0.0	0.0	Team	259	3568	13.0	81t	31			
Possession Avg.	30:32	29:28	Opponents	333	3990	12.0	93t	24			
Total Net Yards	5649	5264	Interceptions	No.	Yds	Avg	Long	TD			
Avg. Per Game	353.1	329.0	Richardson	7	139	19.9	52	0			
Total Plays	1061	1051	Johnson	4	49	12.3	33	0			
Avg. Per Play	5.3	5.0	Lawrence	3	37	12.3	37	0			
Net Yards Rushing	2405	1670	Curry	3	13	4.3	9	0			
Avg. Per Game	150.3	104.4	Williams	2	55	27.5	32	0			
Total Rushes	559	441	Glazebrook	2	6	3.0	6	0			
Net Yards Passing	3244	3594	Pridemore	2	2	1.0	2	0			
Avg. Per Game	202.8	224.6	Laughlin	1	7	7.0	7	0			
Sacked/Yards Lost	35/324	46/396	Yeates	1	5	5.0	5	0			
Gross Yards	3568	3990	Jones	1	0	0.0	0	0			
Att./Completions	467/259	564/333	Team	26	313	12.0	52	0			
Completion Pct.	55.5	59.0	Opponents	17	143	8.4	30	0			
Had Intercepted	17	26	Punting	No.	Yds	Avg	Net	TB	In	Lg	B
Punts/Average	79/39.1	85/41.3	James	79	3087	39.1	34.3	7	25	59	0
Net Punting Avg.	79/34.3	85/33.4	Team	79	3087	39.1	34.3	7	25	59	0
Penalties/Yards	91/861	101/919	Opponents	85	3512	41.3	33.4	7	15	65	1
Fumbles/Ball Lost	32/9	33/16	Punt Returns	Ret	FC	Yds	Avg	Long	TD		
Touchdowns	15	32	R. Smith	27	4	262	9.7	25	0		
Rushing	15	8	Johnson	23	5	281	12.2	56	0		
Passing	31	24	Lawrence	3	0	-7	-2.3	6	0		
Returns	4	0	Glazebrook	0	1	0	—	—	0		

Score By Periods	Q1	Q2	Q3	Q4	OT	PTS
Team	76	92	102	129	6	405
Opponents	75	74	38	82	3	272

Scoring	TD	Rush	Pass	Ret	K-PAT	FG	S	PTS
Mazzetti	0	0	0	0	46/49	19/27	0	103
Cain	9	8	1	0			0	54
J. Miller	9	0	9	0			0	54
Francis	7	0	7	0			0	42
Jackson	7	0	7	0			0	42
Jenkins	6	0	6	0			0	36
Andrews	5	4	1	0			0	30
Bartkowski	2	2	0	0			0	12
Williams	1	0	0	1			1	8
Curry	1	0	0	1			0	6
Reed	1	0	0	1			0	6
Richardson	1	0	0	1			0	6
Strong	1	1	0	0			0	6
Team	50	15	31	4	46/49	19/27	1	405
Opponents	32	8	24	0	30/32	16/25	1	272

Kickoff Returns	No.	Yds	Avg	Long	TD
R. Smith	25	512	20.5	35	0
Strong	10	168	16.8	31	0
Anderson	7	97	13.9	23	0
Jackson	3	70	23.3	36	0
Pridemore	3	39	13.0	20	0
M. Smith	3	58	19.3	26	0
Daykin	1	3	3.0	3	0
Fields	1	11	11.0	11	0
Team	53	958	18.1	36	0
Opponents	78	1579	21.6	87	0

Field Goals	1-19	20-29	30-39	40-49	50+
Mazzetti	2/2	8/8	4/7	4/8	1/2
Team	2/2	8/8	4/7	4/8	1/2
Opponents	0/0	6/6	3/6	6/11	1/2

2-Pt. Conversions: Team 0-0, Opponents 0-0

Sacks: Team 46.0, Opponents 35.0

Mazzetti: (23G)(26G,27G,39G)(37G,50B)(40G,23G)(26G,33G)(0)(44N)(28G,50G,44G)(42G,44G,36N,42N,46N)(19G)(0)(47N,23G)(26G,37G)(35N)(39N, 18G)
Opponents: (44B,27G)(0)(28G,27G)(47G)(43G,32G)(38N)(43N)(23G,41N,55N)(37B)(34G,37G)(0)(41G)(51G,46G)(40G)(41G)(47N,26G,37N,47B,23G)

Rushing	No.	Yds	Avg	Long	TD
Andrews	265	1308	4.9	33	4
Cain	235	914	3.9	37	8
Mayberry	18	88	4.9	24	0
Strong	6	42	7.0	21t	1
Bartkowski	25	35	1.4	11	2
James	1	13	13.0	13	0
Anderson	6	5	0.8	8	0
Francis	1	2	2.0	2	0
J. Miller	2	-2	-1.0	0	0
Team	559	2405	4.3	37	15
Opponents	441	1670	3.8	40	8

Passing	Att	Cmp	Yds	Cmp%	Yds/Att	TD	TD%	Int	Int%	Long	Sack/Lost	Rating
Bartkowski	463	257	3544	55.5	7.65	31	6.7	16	3.5	81t	35/324	88.2
Moroski	3	2	24	66.7	8.00	0	0.0	0	0.0	18	0/0	91.0
James	1	0	0	0.0	0.00	0	0.0	1	100.0	0	0/0	0.0
Team	467	259	3568	55.5	7.64	31	6.6	17	3.6	81t	35/324	87.1
Opponents	564	333	3990	59.0	7.07	24	4.3	26	4.6	93t	46/396	75.7

OFFENSIVE STATISTICS 1966-2000

The 1981 Atlanta Falcons

Statistic	Atl.	Opp.	Receiving	No.	Yds	Avg	Long	TD			
Total First Downs	318	303	Andrews	81	735	9.1	70t	2			
Rushing	116	94	Jenkins	70	1358	19.4	67	13			
Passing	176	172	Cain	55	421	7.7	28	2			
Penalty	26	37	Jackson	37	604	16.3	49	6			
3rd Down: Made/Att	93/227	73/218	Miller	32	398	12.4	37	3			
3rd Down Pct.	41.0	33.5	Francis	30	441	14.7	36	4			
4th Down: Made/Att	0/0	0/0	Mayberry	3	4	1.3	6	0			
4th Down Pct.	0.0	0.0	Mikeska	2	16	8.0	11	0			
Possession Avg.	29:34	30:26	Strong	1	9	9.0	9	0			
Total Net Yards	5664	5354	Team	311	3986	12.8	70r	30			
Avg. Per Game	354.0	334.6	Opponents	322	3927	12.2	80	30			
Total Plays	1095	1053	Interceptions	No.	Yds	Avg	Long	TD			
Avg. Per Play	5.2	5.1	Pridemore	7	221	31.6	101t	1			
Net Yards Rushing	1965	1666	Butler	5	86	17.2	41	0			
Avg. Per Game	122.8	104.1	Johnson	3	35	11.7	23	0			
Total Rushes	495	459	E. Jones	2	42	21.0	39	0			
Net Yards Passing	3699	3688	Glazebrook	2	21	10.5	18	0			
Avg. Per Game	231.2	230.5	Curry	1	35	35.0	35t	1			
Sacked/Yards Lost	37/287	29/239	Williams	1	25	25.0	25	0			
Gross Yards	3986	3927	Kuykendall	1	20	20.0	20t	1			
Att./Completions	563/311	565/322	Richardson	1	9	9.0	9	0			
Completion Pct.	55.2	57.0	Gaison	1	0	0.0	0	0			
Had Intercepted	24	25	Musser	1	0	0.0	0	0			
Punts/Average	88/40.3	96/42.2	Team	25	494	19.8	101t	3			
Net Punting Avg.	88/32.6	96/35.9	Opponents	24	301	12.5	94	0			
Penalties/Yards	90/940	97/814	Punting	No.	Yds	Avg	Net	TB	In	Lg	B
Fumbles/Ball Lost	31/17	43/21	James	87	3543	40.7	32.6	5	13	62	1
Touchdowns	52	43	Team	88	3543	40.3	32.6	5	13	62	1
Rushing	15	10	Opponents	96	4050	42.2	35.9	11	17	66	0
Passing	30	30	Punt Returns	Ret	FC	Yds	Avg	Long	TD		
Returns	7	3	Woerner	33	16	278	8.4	38	0		
			R. Smith	12	3	99	8.3	53	0		
			Johnson	4	0	6	1.5	4	0		
			Pridemore	1	0	0	0.0	0	0		
			Team	50	19	383	7.7	53	0		
			Opponents	59	10	577	9.8	84t	2		

Score By Periods	Q1	Q2	Q3	Q4	OT	PTS
Team	71	134	95	126	0	426
Opponents	64	158	49	81	3	355

Scoring	TD	Rush	Pass	Ret	K-PAT	FG	S	PTS
Luckhurst	0	0	0	0	51/51	21/33	0	114
Jenkins	13	0	13	0	0	0	0	78
Andrews	12	10	2	0	0	0	0	72
Jackson	7	0	6	1	0	0	0	42
Cain	6	4	2	0	0	0	0	36
Francis	5	1	4	0	0	0	0	30
Miller	3	0	3	0	0	0	0	18
Johnson	2	0	0	2	0	0	0	12
Curry	1	0	0	1	0	0	0	6
Kuykendall	1	0	0	1	0	0	0	6
Pridemore	1	0	0	1	0	0	0	6
Williams	1	0	0	1	0	0	0	6
Team	52	15	30	7	51/51	21/33	0	426
Opponents	43	10	30	3	41/43	18/29	1	355

2-Pt. Conversions: Team 0-0, Opponents 0-0

Sacks: Team 29.0, Opponents 37.0

Rushing	No.	Yds	Avg	Long	TD
Andrews	289	1301	4.5	29	10
Cain	156	542	3.5	35	4
Mayberry	18	66	3.7	11	0
Robinson	9	24	2.7	5	0
Moroski	3	17	5.7	14	0
Francis	1	8	8.0	8t	1
Strong	3	6	2.0	3	0
Jackson	2	5	2.5	5	0
Bartkowski	11	2	0.2	5	0
Daykin	1	2	2.0	2	0
J. Jones	1	-1	-1.0	-1	0
James	1	-7	-7.0	-7	0
Team	495	1965	4.0	35	15
Opponents	459	1666	3.6	43	10

Kickoff Returns	No.	Yds	Avg	Long	TD
R. Smith	47	1143	24.3	52	0
Woerner	10	210	21.0	27	0
Gaison	3	43	14.3	24	0
Mayberry	2	23	11.5	15	0
Team	62	1419	22.9	52	0
Opponents	67	1286	19.2	67	0

Field Goals	1-19	20-29	30-39	40-49	50+
Luckhurst	1/2	7/7	8/12	5/11	0/1
Team	1/2	7/7	8/12	5/11	0/1
Opponents	0/0	8/10	3/9	7/9	0/1

Luckhurst: (37N)(32G,42N)(47G,33N,18G)(35G)(19N,35G,43G)(24G,37G)(45N,29G)(25G,22G)(45N)(43G,34N,22G)(32G)(36G,54N,46N)(38G,44G,32G,45N)(45G,25G,22G)(43N,33N)

Opponents: (36B)(44G)(47G,24B)(37N,33N)(36G,34G,43G)(25G,37G,25G)(44N,26G,22G,36N)(27G,40G)(28G,51N)(48G)(0)(27N)(0)(42G,32N)(47N)(45G,39N,29G,20G)

Passing	Att	Cmp	Yds	Cmp%	Yds/Att	TD	TD%	Int	Int%	Long	Sack/Lost	Rating
Bartkowski	533	297	3829	55.7	7.18	30	5.6	23	4.3	70t	37/287	79.2
Moroski	26	12	132	46.2	5.08	0	0.0	1	3.8	22	0/0	45.7
J. Jones	3	2	25	66.7	8.33	0	0.0	0	0.0	14	0/0	92.4
James	1	0	0	0.0	0.00	0	0.0	0	0.0	0	0/0	39.6
Team	563	311	3986	55.2	7.08	30	5.3	24	4.3	70t	37/287	77.6
Opponents	565	322	3927	57.0	6.95	30	5.3	25	4.4	80	29/239	77.8

OFFENSIVE STATISTICS 1966-2000

The 1982 Atlanta Falcons

Statistic	Atl.	Opp.	Receiving	No.	Yds	Avg	Long	TD					
Total First Downs	190	170	Andrews	42	503	12.0	86t	2					
Rushing	79	66	A. Jackson	26	361	13.9	40	1					
Passing	92	84	Jenkins	24	347	14.5	43t	1					
Penalty	19	20	Riggs	23	185	8.0	15	0					
3rd Down: Made/Att	49/118	38/109	Miller	20	221	11.1	39	1					
3rd Down Pct.	41.5	34.9	Hodge	14	160	11.4	23	0					
4th Down: Made/Att	4/6	5/8	Cain	13	101	7.8	17t	1					
4th Down Pct.	66.7	62.5	Robinson	7	55	7.9	29	2					
Possession Avg.	32:51	27:09	Bailey	2	24	12.0	15	1					
Total Net Yards	2963	2848	Mikeska	2	19	9.5	12	0					
Avg. Per Game	329.2	316.4	B. Johnson	2	11	5.5	6	0					
Total Plays	610	551	Krepfle	1	5	5.0	5	0					
Avg. Per Play	4.9	5.2	Team	176	1992	11.3	86t	9					
Net Yards Rushing	1181	1044	Opponents	157	1945	12.4	80t	12					
Avg. Per Game	131.2	116.0	Interceptions	No.	Yds	Avg	Long	TD					
Total Rushes	310	253	K. Johnson	2	30	15.0	30	0					
Net Yards Passing	1782	1804	Kuykendall	2	22	11.0	22	0					
Avg. Per Game	198.0	200.4	Butler	2	0	0.0	0	0					
Sacked/Yards Lost	25/210	18/141	Pridemore	1	28	28.0	28	0					
Gross Yards	1992	1945	Glazebrook	1	10	10.0	10	0					
Att./Completions	275/176	280/157	Curry	1	0	0.0	0	0					
Completion Pct.	64.0	56.1	Gaison	1	0	0.0	0	0					
Had Intercepted	11	10	Team	10	90	9.0	30	0					
Punts/Average	43/39.3	38/41.7	Opponents	11	58	5.3	19	0					
Net Punting Avg.	43/32.4	38/33.5	Punting	No.	Yds	Avg	Net	TB	In	Lg	B		
Penalties/Yards	77/655	60/549	Smigelsky	26	1000	38.5	33.9	2	6	54	0		
Fumbles/Ball Lost	14/10	24/15	Roberts	17	690	40.6	30.1	3	3	54	0		
Touchdowns	22	26	Team	43	1690	39.3	32.4	5	9	54	0		
Rushing	12	13	Opponents	38	1585	41.7	33.5	2	6	64	0		
Passing	9	12	Punt Returns	Ret	FC	Yds	Avg	Long	TD				
Returns	1	1	B. Johnson	24	4	273	11.4	71	0				
Score By Periods	Q1	Q2	Q3	Q4	OT	PTS	Team	24	4	273	11.4	71	0
Team	17	68	44	54	0	183	Opponents	24	3	197	8.2	35	0
Opponents	49	69	30	51	0	199	Kickoff Returns	No.	Yds	Avg	Long	TD	

Scoring	TD	Rush	Pass	Ret	K-PAT	FG	S	PTS
Luckhurst	0	0	0	0	21/22	10/14	0	51
Andrews	7	5	2	0	0	0	42	0
Riggs	5	5	0	0	0	0	30	0
Cain	2	1	1	0	0	0	12	0
Robinson	2	0	2	0	0	0	12	0
Bailey	1	0	1	0	0	0	6	0
Bartkowski	1	1	0	0	0	0	6	0
Glazebrook	1	0	0	1	0	0	6	0
A. Jackson	1	0	1	0	0	0	6	0
Jenkins	1	0	1	0	0	0	6	0
Miller	1	0	1	0	0	0	6	0
Team	22	12	9	1	21/22	10/14	0	183
Opponents	26	13	12	1	25/26	6/12	0	199

2-PT. Conversions: Team 0-0, Opponents 0-0

Sacks: Smith 3.5, Williams 3.0, Merrow 2.5, Richardson 2.0, Rogers 2.0, Curry 1.0, K. Johnson 1.0, Perko 1.0, Yeates 1.0, Zele 1.0, Team 18.0, Opponents 25.0

Rushing	No.	Yds	Avg	Long	TD
Andrews	139	573	4.1	19t	5
Riggs	78	299	3.8	37	5
Cain	54	173	3.2	8	1
Robinson	19	108	5.7	16	0
Hodge	2	11	5.5	11	0
Strong	4	9	2.3	4	0
Bartkowski	13	4	0.3	10	4
A. Jackson	1	4	4.0	4	0
Team	310	1181	3.8	37	12
Opponents	253	1044	4.1	41	13

Field Goals	1-19	20-29	30-39	40-49	50+
Luckhurst	0/0	6/6	0/3	2/3	2/2
Team	0/0	6/6	0/3	2/3	2/2
Opponents	0/0	3/4	2/4	1/2	0/2

Luckhurst: (29G)() (38N,49G,29G)(28G,27G,42N)
 (51G,51G)(34N)(22G,39N)() (40G,29G)
 Opponents: (36N,53N)(51N,35G)(28G,34N)(43G)
 (31G,26G)() (27N)(22G)(42N)

Passing	Att	Cmp	Yds	Cmp%	Yds/Att	TD	TD%	Int	Int%	Long	Sack/Lost	Rating
Bartkowski	262	166	1905	63.4	7.27	8	3.1	11	4.2	86t	20/177	77.9
Moroski	13	10	87	76.9	6.69	1	7.7	0	0.0	15	4/31	119.7
Andrews	0	0	0	—	—	0	—	0	—	0	1/2	—
Team	275	176	1992	64.0	7.24	9	3.3	11	4.0	86t	25/210	79.8
Opponents	280	157	1945	56.1	6.95	12	4.3	10	3.6	80t	18/141	77.2

OFFENSIVE STATISTICS 1966-2000

The 1983 Atlanta Falcons

Statistic	Atl.	Opp.
Total First Downs	325	342
Rushing	118	139
Passing	190	187
Penalty	17	16
3rd Down: Made/Att	108/223	95/202
3rd Down Pct.	48.4	47.0
4th Down: Made/Att	9/14	6/10
4th Down Pct.	64.3	60.0
Possession Avg.	30:12	29:48
Total Net Yards	-5620	5826
Avg. Per Game	351.8	364.1
Total Plays	1054	1023
Avg. Per Play	5.3	5.7
Net Yards Rushing	2224	2309
Avg. Per Game	139.0	144.3
Total Rushes	492	499
Net Yards Passing	3404	3517
Avg. Per Game	212.8	219.8
Sacked/Yards Lost	55/389	31/217
Gross Yards	3793	3734
Att./Completions	507/321	493/313
Completion Pct.	63.3	63.5
Had Intercepted	10	15
Punts/Average	71/39.8	67/42.0
Net Punting Avg.	71/35.0	67/33.5
Penalties/Yards	90/806	81/710
Fumbles/Ball Lost	36/19	26/15
Touchdowns	46	49
Rushing	17	20
Passing	24	28
Returns	5	1

Score By Periods	Q1	Q2	Q3	Q4	OT	PTS
Team	25	127	68	144	6	370
Opponents	69	113	99	105	3	389

Scoring	TD	Rush	Pass	Ret	K-PAT	FG	S	PTS
Luckhurst	0	0	0	0	43/45	17/22	0	94
Andrews	11	7	4	0	0	0	0	66
Riggs	8	8	0	0	0	0	0	48
Bailey	6	0	6	0	0	0	0	36
B. Johnson	5	0	4	1	0	0	0	30
Hodge	4	0	4	0	0	0	0	24
Jackson	3	0	3	0	0	0	0	18
K. Johnson	2	0	0	2	0	0	0	12
Bartkowski	1	1	0	0	0	0	0	6
Cain	1	1	0	0	0	0	0	6
Cox	1	0	1	0	0	0	0	6
Gaison	1	0	0	1	0	0	0	6
Jenkins	1	0	1	0	0	0	0	6
Rade	1	0	0	1	0	0	0	6
Young	1	0	1	0	0	0	0	6
Team	46	17	24	5	43/45	17/22	0	370
Opponents	49	20	28	1	44/48	17/26	0	389

2-Pt. Conversions: Team 0-0, Opponents 0-0
Sacks: Pitts 7.0, Smith 6.0, Curry 4.0, Yeates 4.0, Mellow 3.0, Provence 1.5, Rade 1.5, Benish 1.0, Frye 1.0, Kuykendall 1.0, Zele 1.0, Team 31.0, Opponents 55.0

Rushing	No.	Yds	Avg	Long	TD
Andrews	331	1567	4.7	27	7
Riggs	100	437	4.4	40t	8
B. Johnson	15	83	5.5	36	0
Cain	19	63	3.3	10	1
Bartkowski	16	38	2.4	10	1
Giacomarro	2	13	6.5	13	0
Moroski	2	12	6.0	7	0
Robinson	3	9	3.0	7	0
Richard Williams	1	5	5.0	5	0
I. Miller	1	2	2.0	2	0
Bailey	2	-5	-2.5	0	0
Team	492	2224	4.5	40t	17
Opponents	499	2309	4.6	78t	20

Passing	Att	Cmp	Yds	Cmp%	Yds/Att	TD	TD%	Int	Int%	Long	Sack/Lost	Rating
Bartkowski	432	274	3167	63.4	7.33	22	5.1	5	1.2	76t	51/348	97.6
Moroski	70	45	575	64.3	8.21	2	2.9	4	5.7	50t	4/41	75.6
Hodge	2	1	28	50.0	14.00	0	0.0	1	50.0	28	0/0	56.3
Andrews	1	0	0	0.0	0.00	0	0.0	0	0.0	0	0/0	39.6
Giacomarro	1	1	23	100.0	23.00	0	0.0	0	0.0	23	0/0	118.8
B. Johnson	1	0	0	0.0	0.00	0	0.0	0	0.0	0	0/0	39.6
Team	507	321	3793	63.3	7.48	24	4.7	10	2.0	76t	55/389	93.6
Opponents	493	313	3734	63.5	7.57	28	5.7	15	3.0	61t	31/217	92.8

Receiving	No.	Yds	Avg	Long	TD
B. Johnson	64	709	11.1	47t	4
Andrews	59	609	10.3	40	4
Bailey	55	881	16.0	53	6
Jenkins	38	487	12.8	26	1
Hodge	25	280	11.2	76t	4
Riggs	17	149	8.8	25	0
I. Miller	16	125	7.8	19	0
Jackson	13	220	16.9	54t	3
Robinson	12	100	8.3	15	0
Cox	9	83	9.2	19	1
Young	6	74	12.3	19	1
Matthews	3	37	12.3	23	0
Cain	3	24	8.0	11	0
Curran	1	15	15.0	15	0
Team	321	3793	11.8	76t	24
Opponents	313	3734	11.9	61t	28

Interceptions	No.	Yds	Avg	Long	TD
Pridemore	4	56	14.0	25	0
Butler	4	12	3.0	12	0
Glazebrook	3	30	10.0	25	0
K. Johnson	2	57	28.5	31t	2
Richardson	1	38	38.0	38	0
Jones	1	19	19.0	19	0
Team	15	212	14.1	38	2
Opponents	10	94	9.4	26	0

Punting	No.	Yds	Avg	Net	TB	In	Lg	B
Giacomarro	70	2823	40.3	35.0	8	18	57	1
Team	71	2823	39.8	35.0	8	18	57	1
Opponents	67	2812	42.0	33.5	4	12	66	0

Punt Returns	Ret	FC	Yds	Avg	Long	TD
B. Johnson	46	4	489	10.6	71t	1
Team	46	4	489	10.6	71t	1
Opponents	34	12	179	5.3	22	0

Kickoff Returns	No.	Yds	Avg	Long	TD
Richard Williams	23	461	20.0	34	0
Riggs	17	330	19.4	35	0
Cain	11	200	18.2	24	0
K. Johnson	11	224	20.4	28	0
Curran	2	26	13.0	16	0
Glazebrook	2	0	0.0	0	0
Butler	1	17	17.0	17	0
Team	67	1258	18.8	35	0
Opponents	60	1212	20.2	73	0

Field Goals	1-19	20-29	30-39	40-49	50+
Luckhurst	0/0	4/5	4/5	9/11	0/1
Team	0/0	4/5	4/5	9/11	0/1
Opponents	2/2	8/10	5/6	1/5	1/3

Luckhurst: ()(42G,39G)(28G,32N,42G,45G)() (29N, 44G)(44N,49G)() (32G,40G)(23G)(49N,43G)(31G, 23G)(53N)(44G,22G)() (35G)(40G)
 Opponents: (29G,63N,50N)(37G,31G,30G)() (24G)() (23G,27G,19G,35G)(21B)(44N,26B)() (41N)(36B, 27G)(25G)(23G,33G)(26G,51G,43G)(18G,44N)(45N)

OFFENSIVE STATISTICS 1966-2000

The 1984 Atlanta Falcons

Statistic	Atl.	Opp.
Total First Downs	292	317
Rushing	123	131
Passing	151	162
Penalty	18	24
3rd Down: Made/Att	77/218	94/212
3rd Down Pct.	35.3	44.3
4th Down: Made/Att	17/30	9/15
4th Down Pct.	56.7	53.3
Possession Avg.	30:14	29:46
Total Net Yards	5044	5279
Avg. Per Game	315.3	329.9
Total Plays	1034	1019
Avg. Per Play	4.9	5.2
Net Yards Rushing	1994	2153
Avg. Per Game	124.6	134.6
Total Rushes	489	538
Net Yards Passing	3050	3126
Avg. Per Game	190.6	195.4
Sacked/Yards Lost	67/496	38/287
Gross Yards	3546	3413
Att./Completions	478/294	443/262
Completion Pct.	61.5	59.1
Had Intercepted	20	12
Punts/Average	70/40.8	60/41.6
Net Punting Avg.	70/32.6	60/35.2
Penalties/Yards	125/1011	93/820
Fumbles/Ball Lost	39/21	36/20
Touchdowns	31	48
Rushing	16	16
Passing	14	27
Returns	1	5

Score By Periods	Q1	Q2	Q3	Q4	OT	PTS
Team	45	83	87	66	0	281
Opponents	80	141	93	65	3	382

Scoring	TD	Rush	Pass	Ret	K-PAT	FG	S	PTS
Luckhurst	0	0	0	0	31/31	20/27	0	91
Riggs	13	13	0	0	0	0	0	78
Bailey	6	0	6	0	0	0	0	36
Cain	3	3	0	0	0	0	0	18
Cox	3	0	3	0	0	0	0	18
B. Johnson	3	0	3	0	0	0	0	18
A. Jackson	2	0	2	0	0	0	0	12
J. Jackson	1	0	0	1	0	0	0	6
Seay LG	1	0	1	0	0	0	0	6
Bryan	0	0	0	0	0	1	2	2
Case	0	0	0	0	0	1	2	2
Team	31	16	14	1	31/31	20/27	2	281
Opponents	48	16	27	5	46/47	16/30	0	382

2-Pt. Conversions: Team 0-0, Opponents 0-0.

Sacks: Smith 6.0, Pitts 5.5, Burley 5.0, Richardson 3.5, Provence 2.5, T. Benson 2.0, Bryan 2.0, Frye 2.0, J. Jackson 2.0, Yeates 2.0, Benish 1.0, Harris 1.0, K. Johnson 1.0, Kuykendall 1.0, Curry 0.5, Team 38.0, Opponents 67.0

Rushing	No.	Yds	Avg	Long	TD
Riggs	353	1486	4.2	57	13
Cain	77	276	3.6	31	3
Moroski	21	98	4.7	17	0
Archer	6	38	6.3	12	0
Bartkowski	15	34	2.3	8	0
Hodge	2	17	8.5	9	0
Stamps	3	15	5.0	8	0
C. Benson	3	8	2.7	6	0
B. Johnson	3	8	2.7	11	0
Austin	4	7	1.8	3	0
Pridemore	1	7	7.0	7	0
Giacomarro	1	0	0.0	0	0
Team	489	1994	4.1	57	16
Opponents	538	2153	4.0	52	16

Passing	Att	Cmp	Yds	Cmp%	Yds/Att	TD	TD%	Int	Int%	Long	Sack/Lost	Rating
Bartkowski	269	181	2158	67.3	8.02	11	4.1	10	3.7	61	40/300	89.7
Moroski	191	102	1207	53.4	6.32	2	1.0	9	4.7	48	20/151	56.8
Archer	18	11	181	61.1	10.06	1	5.6	1	5.6	34	7/45	90.3
Team	478	294	3546	61.5	7.42	14	2.9	20	4.2	61	67/496	76.6
Opponents	443	262	3413	59.1	7.70	27	6.1	12	2.7	64	38/287	92.5

Receiving	No.	Yds	Avg	Long	TD
Bailey	67	1138	17.0	61	6
A. Jackson	52	731	14.1	50	2
Riggs	42	277	6.6	21	0
Cox	34	329	9.7	23	3
C. Benson	26	244	9.4	30	0
B. Johnson	24	371	15.5	45	3
Hodge	24	234	9.8	26	0
Cain	12	87	7.3	18	0
Seay LG	9	111	12.3	19	1
Landrum	6	66	11.0	30	0
Stamps	4	48	12.0	31	0
Curran	1	7	7.0	7	0
Matthews	1	7	7.0	7	0
Tuttle LG	1	7	7.0	7	0
Tuttle TM	1	7	7.0	7	0
Team	294	3546	12.1	61	14
Opponents	262	3413	13.0	64	27

Interceptions	No.	Yds	Avg	Long	TD
K. Johnson	5	75	15.0	28	0
Butler	2	25	12.5	25	0
Pridemore	2	0	0.0	0	0
J. Jackson	1	35	35.0	35	1
Britt	1	10	10.0	10	0
Small	1	2	2.0	2	0
Team	12	147	12.3	35	1
Opponents	20	304	15.2	54	2

Punting	No.	Yds	Avg	Net	TB	In	Lg	B
Giacomarro	68	2855	42.0	32.6	6	12	58	2
Team	70	2855	40.8	32.6	6	12	58	2
Opponents	60	2497	41.6	35.2	6	17	63	1

Punt Returns	Ret	FC	Yds	Avg	Long	TD
B. Johnson	15	1	152	10.1	37	0
K. Johnson	10	1	79	7.9	14	0
Curran	9	1	21	2.3	10	0
Seay LG	8	1	10	1.3	7	0
Seay TM	7	1	12	1.7	7	0
Team	41	4	264	6.4	37	0
Opponents	42	4	450	10.7	69	1

Kickoff Returns	No.	Yds	Avg	Long	TD
K. Johnson	19	359	18.9	27	0
Stamps	19	452	23.8	50	0
Curran	13	219	19.9	42	0
Tate	9	148	16.4	31	0
Seay LG	5	108	21.6	28	0
Seay TM	2	55	27.5	28	0
Austin	4	77	19.3	23	0
B. Johnson	2	39	19.5	21	0
Gaison	1	15	15.0	15	0
Malancon	1	0	0.0	0	0
Matthews	1	3	3.0	3	0
Tyrrell	1	0	0.0	0	0
Team	70	1367	19.5	50	0
Opponents	48	1053	21.9	50	0

Field Goals	1-19	20-29	30-39	40-49	50+
Luckhurst	0/0	4/4	9/10	4/9	3/4
Team	0/0	4/4	9/10	4/9	3/4
Opponents	1/1	6/6	3/4	5/15	1/4

Luckhurst: (38G,48G)(51G,47N)(33G,43G)(22G)
 (52G,50G,37G)(42N,39G,49N)(54N,40G)(39G,
 24G,47N)(35N)(32G)(33G,49G)(38G,45N,29G,27G, 34G)
 Opponents: (146G,46B,55N,48G)(22G,54G,53N)
 (22G,43N)(142N,41G,47N,34G,49B)(48N,18G)(1
)(47G,49N,45N)(27G,46G,20G)(51N)(46N,48B)
 (30G,36G,2HG)(20G,37N)

OFFENSIVE STATISTICS 1966-2000

The 1985 Atlanta Falcons

Statistic	Atl.	Opp.
Total First Downs	296	329
Rushing	149	112
Passing	132	181
Penalty	15	36
3rd Down: Made/Att	86/236	100/217
3rd Down Pct.	36.4	46.1
4th Down: Made/Att	12/24	9/16
4th Down Pct.	50.0	56.3
Possession Avg.	33:11	26:49
Total Net Yards	4960	5850
Avg. Per Game	310.0	365.6
Total Plays	1091	1014
Avg. Per Play	4.5	5.8
Net Yards Rushing	2466	2052
Avg. Per Game	154.1	128.3
Total Rushes	560	437
Net Yards Passing	2494	3798
Avg. Per Game	155.9	237.4
Sacked/Yards Lost	69/531	42/331
Gross Yards	3025	4129
Att./Completions	462/254	535/289
Completion Pct.	55.0	54.0
Had Intercepted	20	22
Punts/Average	89/42.2	69/42.0
Net Punting Avg.	89/36.0	69/35.6
Penalties/Yards	126/1149	97/738
Fumbles/Ball Lost	23/10	18/12
Touchdowns	30	57
Rushing	14	24
Passing	13	32
Returns	3	1

Score By Periods	Q1	Q2	Q3	Q4	OT	PTS
Team	68	90	33	91	0	282
Opponents	45	153	89	159	6	452

Scoring	TD	Rush	Pass	Ret	K-PAT	FG	S	PTS
Luckhurst	0	0	0	0	29/29	24/31	0	101
Riggs	10	10	0	0				60
B. Johnson	5	0	5	0				30
Allen	2	0	2	0				12
Archer	2	2	0	0				12
Brown	2	0	2	0				12
Cox	2	0	2	0				12
J. Washington	2	1	1	0				12
Austin	1	0	0	1				6
Gann	1	0	0	1				6
Holly	1	1	0	0				6
Matthews	1	0	1	0				6
Rade	1	0	0	1				6
Bryan	0	0	0	0				1
Team	30	14	13	3	29/29	24/31	0	282
Opponents	57	24	32	1	54/55	17/23	2	452

2-Pt. Conversions: Team 0-0, Opponents 0-0

Sacks: Bryan 7.5, Pitts 7.0, Rade 5.0, Gann 4.5, Frye 4.0, Benish 3.5, Richardson 3.5, Pillers 2.0, T. Benson 1.5, Case 1.0, Provence 1.0, Johnny Taylor 1.0, R. Washington 0.5, Team 42.0, Opponents 69.0

Rushing	No.	Yds	Avg	Long	TD
Riggs	397	1719	4.3	50	10
Archer	70	347	5.0	29t	2
J. Washington	52	210	4.0	14	1
Austin	20	110	5.5	17	0
Pridemore	1	48	48.0	48	0
Holly	3	36	12.0	20t	1
Bartkowski TM	5	9	1.8	5	0
Whisenhunt	1	3	3.0	3	0
Bailey	1	-3	-3.0	-3	0
Donnelly	2	-5	-2.5	0	0
B. Johnson	8	-8	-1.0	6	0
Team	560	2466	4.4	50	14
Opponents	437	2052	4.7	66t	24

Passing	Att	Cmp	Yds	Cmp%	Yds/Att	TD	TD%	Int	Int%	Long	Sack/Lost	Rating
Archer	312	161	1992	51.6	6.38	7	2.2	17	5.4	62t	43/312	56.5
Bartkowski TM	111	69	738	62.2	6.65	5	4.5	1	0.9	62t	18/158	92.8
Holly	39	24	295	61.5	7.56	1	2.6	2	5.1	44	8/61	72.1
Team	462	254	3025	55.0	6.55	13	2.8	20	4.3	62t	69/531	66.5
Opponents	535	289	4129	54.0	7.72	32	6.0	22	4.1	99t	42/331	82.1

Receiving	No.	Yds	Avg	Long	TD
R. Johnson	62	830	13.4	62t	5
J. Washington	37	328	8.9	34	1
Cox	33	454	13.8	62t	2
Riggs	33	267	8.1	44	0
Bailey	30	364	12.1	31	0
Brown	24	412	17.2	48	2
Allen	14	207	14.8	37t	2
C. Benson	10	37	3.7	6	0
Matthews	7	57	8.1	15	1
Whisenhunt	3	48	16.0	29	0
Austin	1	21	21.0	21	0
Team	254	3025	11.9	62t	13
Opponents	289	4129	14.3	99t	32

Interceptions	No.	Yds	Avg	Long	TD
Butler	5	-4	-0.8	0	0
Case	4	78	19.5	47	0
Cason	3	30	10.0	22	0
Pridemore	2	45	22.5	36	0
Rade	2	42	21.0	30t	1
Greene	2	27	13.5	27	0
Frye	1	20	20.0	20	0
Britt	1	8	8.0	8	0
Pitts	1	1	1.0	1	0
Curry	1	0	0.0	0	0
Team	22	247	11.2	47	1
Opponents	20	172	8.6	32	0

Punting	No.	Yds	Avg	Net	TB	In	Lg	B
Donnelly	59	2574	43.6	37.5	5	18	68	0
Giacomarro	29	1157	39.9	33.1	2	1	52	0
Luckhurst	1	26	26.0	26.0	0	1	26	0
Team	89	3757	42.2	36.0	7	20	68	0
Opponents	69	2899	42.0	35.6	11	10	75	0

Punt Returns	Ret	FC	Yds	Avg	Long	TD
Allen	21	8	141	6.7	23	0
B. Johnson	10	0	82	8.2	18	0
Team	31	8	223	7.2	23	0
Opponents	52	10	417	8.0	32	0

Kickoff Returns	No.	Yds	Avg	Long	TD
Austin	39	838	21.5	94t	1
Wagoner	13	262	20.2	34	0
Allen	8	140	17.5	26	0
Stamps	4	89	22.3	32	0
Whisenhunt	4	33	8.3	14	0
K. Johnson	1	20	20.0	20	0
Matthews	1	11	11.0	11	0
Tyrrrel	1	13	13.0	13	0
R. Washington	1	0	0.0	0	0
Team	72	1406	19.5	94t	1
Opponents	62	1135	18.3	37	0

Field Goals	1-19	20-29	30-39	40-49	50+
Luckhurst	0/0	7/9	8/10	8/11	1/1
Team	0/0	7/9	8/10	8/11	1/1
Opponents	0/0	3/4	7/9	6/9	1/1

Luckhurst: (46G,31G)(24G,48G,29G)(144G,47G)
 (45G)(25G,52G,48G,40G)(31G)(46N,38G,27N)(28G)
 (27G,42N)(39G,27G,38G)(139G)(37G)(24B,37B)
 (39B,48G,46N,31G,22G)
 Opponents: (146N)(42G,25G,47G)(52G)(28N,37G)
 (133G)(28G)(39G,40G,48G)(30G)(135G,32G)(35G,
 38N,49G)(49G)(46B,48N,33B)(28G)

OFFENSIVE STATISTICS 1966-2000

The 1986 Atlanta Falcons

Statistic	Atl.	Opp.	Receiving	No.	Yds	Avg	Long	TD
Total First Downs	305	268	C. Brown	63	918	14.6	42	4
Rushing	149	111	Dixon	42	617	14.7	65	2
Passing	137	139	Cox	24	301	12.5	49	1
Penalty	19	18	Riggs	24	136	5.7	11	0
3rd Down: Made/Att	85/235	74/207	Stamps	20	221	11.1	39	1
3rd Down Pct.	36.2	35.7	Whisenhunt	20	184	9.2	23	3
4th Down: Made/Att	15/25	6/11	K. Williams	12	164	13.7	32	1
4th Down Pct.	60.0	54.5	Allen	10	156	15.6	32	2
Possession Avg.	33:05	27:51	Jones	7	141	20.1	41	0
Total Net Yards	5106	4908	B. Johnson	6	57	9.5	27	0
Avg. Per Game	319.1	306.8	Middleton	6	31	5.2	8	0
Total Plays	1086	964	Andrews	5	35	7.0	14	0
Avg. Per Play	4.7	5.1	Bailey	3	39	13.0	21	0
Net Yards Rushing	2524	1916	Austin	3	21	7.0	9	0
Avg. Per Game	157.8	119.8	Matthews	1	25	25.0	25	0
Total Rushes	578	485	Team	246	3046	12.4	65	14
Net Yards Passing	2582	2992	Opponents	241	3169	13.1	85	19
Avg. Per Game	161.4	187.0	Interceptions	No.	Yds	Avg	Long	TD
Sacked/Yards Lost	56/464	26/177	Clark	5	94	18.8	34	0
Gross Yards	3046	3169	Case	4	41	10.3	41	0
Att./Completions	452/246	453/241	Croudpf	2	35	17.5	29	0
Completion Pct.	54.4	53.2	J. Williams	2	18	9.0	14	1
Had Intercepted	17	22	Woodberry	2	14	7.0	9	0
Punts/Average	79/43.3	83/41.4	Wilkes	2	11	5.5	10	0
Net Punting Avg.	79/35.0	83/35.7	Butler	1	33	33.0	33	1
Penalties/Yards	99/763	106/834	Curry	1	32	32.0	32	0
Fumbles/Ball Lost	31/16	30/14	Cason	1	10	10.0	10	0
Touchdowns	30	34	Rade	1	6	6.0	6	0
Rushing	12	10	Moore	1	0	0.0	0	0
Passing	14	19	Team	22	294	13.4	41	2
Returns	4	5	Opponents	17	198	11.6	30	1

Score By Periods	Q1	Q2	Q3	Q4	OT	PTS	Punting	No.	Yds	Avg	Net	TB	In	Lg	B
Team	7	51	64	88	3	280	Donnelly	78	3421	43.9	35.0	9	19	71	1
Opponents	34	131	48	67	0	280	Team	79	3421	43.3	35.0	9	19	71	1
							Opponents	83	3436	41.4	35.7	9	22	61	0

Scoring	TD	Rush	Pass	Ret	K-PAT	FG	S	PTS	Punt Returns	Ret	FC	Yds	Avg	Long	TD
Luckhurst	0	0	0	0	21/21	14/24	0	63	Dixon	26	3	151	5.8	16	0
Riggs	9	9	0	0	0	0	0	54	B. Johnson	8	8	87	10.9	30	0
Haji-Sheikh	0	0	0	0	7/8	9/12	0	34	Jones	7	1	36	5.1	14	0
C. Brown	4	0	4	0	0	0	0	24	Allen	2	0	10	5.0	9	0
Whisenhunt	3	0	3	0	0	0	0	18	Stamps	1	0	8	8.0	8	0
Allen	2	0	2	0	0	0	0	12	Team	44	12	292	6.6	30	0
Dixon	2	0	2	0	0	0	0	12	Opponents	47	12	477	10.1	81	3
Andrews	1	1	0	0	0	0	0	6	Kickoff Returns	No.	Yds	Avg	Long	TD	
Austin	1	1	0	0	0	0	0	6	Stamps	24	514	21.4	35	0	
Britt	1	0	0	1	0	0	0	6	K. Williams	14	255	18.2	32	0	
Butler	1	0	0	1	0	0	0	6	Austin	7	120	17.1	25	0	
Cox	1	0	1	0	0	0	0	6	Andrews	4	71	17.8	22	0	
Pitts	1	0	0	1	0	0	0	6	Matthews	3	42	14.0	20	0	
Schonert	1	1	0	0	0	0	0	6	Croudpf	1	20	20.0	20	0	
Stamps	1	0	1	0	0	0	0	6	Dixon	1	13	13.0	13	0	
J. Williams	1	0	0	1	0	0	0	6	Team	54	1035	19.2	35	0	
K. Williams	1	0	1	0	0	0	0	6	Opponents	59	1190	20.2	48	0	
Gann	0	0	0	0	1/1	0/0	1	2	Field Goals	1-19	20-29	30-39	40-49	50+	
Donnelly	0	0	0	0	0	0	1	0	Luckhurst	1/1	1/2	5/7	7/11	0/3	
Team	30	12	14	4	29/30	23/36	1	280	Haji-Sheikh	1/1	3/3	2/4	3/3	0/1	
Opponents	34	10	19	5	31/34	15/26	0	280	Team	2/2	4/5	7/11	10/14	0/4	

2-Pt. Conversions: Team 0-0, Opponents 0-0

Sacks: Bryan 7.0, Gann 5.5, Pitts 5.5, Costello 2.0, Casillas 1.0, Clark 1.0, Harrison LG 1.0, Harrison TM 1.0, Moore 1.0, Rade 1.0, Team 26.0, Opponents 56.0

Rushing	No.	Yds	Avg	Long	TD
Riggs	343	1327	3.9	31	9
Archer	52	298	5.7	22	0
Austin	62	280	4.5	22	1
Stamps	30	220	7.3	48	0
Andrews	52	214	4.1	13	1
Dixon	11	67	6.1	23	0
B. Johnson	6	25	4.2	10	0
Whisenhunt	1	20	20.0	20	0
K. Williams	3	18	6.0	8	0
Matthews	1	12	12.0	12	0
Schonert	11	12	1.1	7	1
Clark	2	8	4.0	6	0
Campbell LG	1	7	7.0	7	0
Campbell TM	1	7	7.0	7	0
Jones	1	7	7.0	7	0
Bailey	1	6	6.0	6	0
Baker TM	1	3	3.0	3	0
Team	578	2524	4.4	48	12
Opponents	485	1916	4.0	28	10

Passing	Att	Cmp	Yds	Cmp%	Yds/Att	TD	TD%	Int	Int%	Long	Sack/Lost	Rating
Archer	294	150	2007	51.0	6.83	10	3.4	9	3.1	65	34/249	71.6
Schonert	154	95	1032	61.7	6.70	4	2.6	8	5.2	41	21/206	68.4
Campbell LG	7	1	7	14.3	1.00	0	0.0	0	0.0	7	2/14	39.6
Campbell TM	3	1	7	33.3	2.33	0	0.0	0	0.0	7	1/9	42.4
Riggs	1	0	0	0.0	0.00	0	0.0	0	0.0	0	0/0	39.6
Team	452	246	3046	54.4	6.74	14	3.1	17	3.8	65	56/464	70.2
Opponents	453	241	3169	53.2	7.00	19	4.2	22	4.9	85	26/177	69.3

Luckhurst: (32G)(42G)(47G,33G,56N,52B,18G)
 143G,34G,34G(21N,43N)(23G,32G,49G,41G)(47G,48N)
 132N)(41G,36N,53B)(44N,43N)(0)(0)(0)(0)
 Haji-Sheikh: (0)(0)(0)(0)(0)(0)(37G)(39N)
 (32G,33N,47G)(19G,45G,26G)(43G)(50N,25G,21G)
 Opponents: (47G)(0)(26G,24G)(31G,52N,33G,21G)
 (47N,33B)(24G,50N,46N)(0)(32G,33G,31G,32G)(45N,
 43B)(32G,44G,20N,25N,35N)(36G,26G)(0)(52N)(0)

OFFENSIVE STATISTICS 1966-2000

The 1987 Atlanta Falcons

Statistic	Atl.	Opp.
Total First Downs	230	354
Rushing	73	162
Passing	139	164
Penalty	18	28
3rd Down: Made/Att	57/187	114/224
3rd Down Pct. 30.5	50.9	9/16
4th Down: Made/Att	5/15	
4th Down Pct. 33.3	56.3	
Possession Avg.	26:01	33:59
Total Net Yards	4066	5907
Avg. Per Game 271.1	393.8	
Total Plays	880	1070
Avg. Per Play	4.6	5.5
Net Yards Rushing	1298	2734
Avg. Per Game 86.5	182.3	
Total Rushes	333	600
Net Yards Passing	2768	3173
Avg. Per Game 184.5	211.5	
Sacked/Yards Lost	46/540	17/118
Gross Yards	3108	3291
Att./Completions	501/247	453/243
Completion Pct.	49.3	53.6
Had Intercepted	32	15
Punts/Average 33/40.7	60/39.7	
Net Punting Avg.	83/31.5	60/33.4
Penalties/Yards	98/807	92/729
Fumbles/Ball Lost	27/17	18/12
Touchdowns	24	54
Rushing	5	24
Passing	17	26
Returns	2	4

Score By Periods	Q1	Q2	Q3	Q4	OT	PTS
Team	34	43	67	61	0	205
Opponents	87	136	95	118	0	436

Scoring	TD	Rush	Pass	Ret	K-PA*	FG	S	PTS
Luckhurst	0	0	0	0	17/17	9/13	0	44
Dixon	5	0	5	0			0	30
Bailey	3	0	3	0			0	18
Matthews	3	0	3	0			0	18
Davis	0	0	0	0	8/8	3/4	0	15
Barney	2	0	2	0			0	12
Campbell	2	2	0	0			0	12
Riggs	2	2	0	0			0	12
Badanjek	1	1	0	0			0	6
Kamana	1	0	1	0			0	6
McIntosh	1	0	1	0			0	6
Moore	1	0	0	1			0	6
Stamps	1	0	0	1			0	6
Taylor	1	0	1	0			0	6
Whisenhunt	1	0	1	0			0	6
Team	24	5	17	2	23/23	12/17	1	205
Opponents	54	24	26	4	51/53	19/30	2	436

2-Pt. Conversions: Team 0-0, Opponents 0-0
 Sacks: Moor 4.0, Bryan 2.5, G. Brown 2.0, Casillas 2.0, Harrison 1.5, Gann 1.0, Green 1.0, Rade 1.0, Tuggle 1.0, Morris 0.5, Studaway 0.5. Team 17.0, Opponents 36.0

Rushing	No.	Yds	Avg	Long	TD
Riggs	203	875	4.3	44	2
Campbell	21	102	4.9	24	2
Everett LG	34	95	2.8	16	0
Badanjek	29	87	3.0	31	1
Settle	19	72	3.8	12	0
Flowers	14	61	4.4	14	0
M. Williams	14	49	3.5	9	0
C. Miller	4	21	5.3	11	0
Granger	6	12	2.0	6	0
McIntosh	5	11	2.2	5	0
Kramer	2	10	5.0	11	0
Archer	2	8	4.0	7	0
Stamps	1	6	6.0	6	0
Van Raaphorst	1	6	6.0	6	0
Emery	1	5	5.0	5	0
J. Butler	1	1	1.0	1	0
Oliver	1	0	0.0	0	0
Steve Griffin	1	-2	-2.0	-2	0
Dixon	3	-3	-1.0	7	0
Matthews	3	-4	-1.0	-4	0
Donnelly	3	-6	-2.0	0	0
Taylor	1	-13	-13.0	-13	0
Team	333	1298	3.9	44	5
Opponents	600	2734	4.6	35	24

Passing	Att	Cmp	Yds	Cmp%	Yds/Att	TD	TD%	Int	Int%	Long	Sack/Loss	Rating
Campbell	260	136	1728	52.3	6.65	11	4.2	11	5.4	44	25/178	65.0
Kramer	92	45	559	48.9	6.08	6	6.5	5	5.4	33	10/82	60.0
C. Miller	92	39	552	42.4	6.00	1	1.1	9	9.8	57	3/37	26.4
Van Raaphorst	34	19	174	52.9	5.12	1	2.9	2	5.9	24	3/19	52.8
Archer	23	9	95	39.1	4.13	0	0.0	2	8.7	33	3/24	15.7
Team	501	247	3108	49.3	6.20	17	3.4	32	6.4	57	46/340	53.7
Opponents	453	243	3291	53.6	7.26	26	5.7	15	3.3	57	17/118	82.4

Receiving	No.	Yds	Avg	Long	TD
Dixon	36	600	16.7	511	5
Matthews	32	537	16.8	57	3
Riggs	25	199	8.0	48	0
Bailey	20	325	16.3	35	3
Whisenhunt	17	145	8.5	26	1
Taylor	12	171	14.3	28	1
Settle	11	153	13.9	36	0
Cox	11	101	9.2	19	0
Barney	10	175	17.5	32	2
M. Williams	9	70	7.8	15	0
Johnson	8	84	10.5	19	0
Everett LG	8	41	5.1	10	0
Byrd	7	125	17.9	33	0
Kamana	7	51	7.3	15	1
Flowers	7	50	7.1	24	0
Badanjek	6	35	5.8	16	0
C. Brown	5	103	20.6	23	0
Emery	4	31	6.2	13	0
Stamps	4	40	10.0	19	0
Gonzalez	3	40	13.3	22	0
McIntosh	3	15	5.0	9	1
Granger	2	34	17.0	26	0
J. Butler	2	7	3.5	4	0
Sharp	2	6	3.0	5	0
John Evans	1	8	8.0	8	0
Oliver	1	2	2.0	2	0
Middleton	1	1	1.0	1	0
Team	247	3108	12.6	57	17
Opponents	243	3291	13.5	57	26

Interceptions	No.	Yds	Avg	Long	TD
B. Butler	4	48	12.0	31	0
Croudpf	2	40	20.0	40	0
Gordon	2	28	14.0	27	0
Moore	2	23	11.5	18	0
Huff	2	14	7.0	14	0
Moss	1	18	18.0	18	0
Case	1	12	12.0	12	0
Britt	1	-1	-1.0	4	0
Team	15	182	12.1	40	0
Opponents	32	342	10.7	47	2

Punting	No.	Yds	Avg	Net	TB	In	Lg	B
Donnelly	61	2686	44.0	32.1	8	9	62	2
Berry	7	258	36.9	31.9	1	0	51	0
Davis	6	191	31.8	27.5	1	0	55	0
Starnes	6	203	33.8	30.7	0	2	49	0
Luckhurst	1	37	37.0	17.0	1	0	37	0
Team	83	3375	40.7	31.5	11	11	62	2
Opponents	60	2383	39.7	33.4	8	16	60	0

Punt Returns	Ret	FC	Yds	Avg	Long	TD
Johnson	21	6	168	8.0	45	0
Barney	5	0	28	5.6	11	0
Moss	3	1	15	5.0	11	0
J. Butler	2	0	10	5.0	9	0
Team	31	7	221	7.1	45	0
Opponents	48	7	541	11.3	78	1

Kickoff Returns	No.	Yds	Avg	Long	TD
Stamps	24	660	27.5	97	1
Emery	21	440	21.0	66	0
Settle	10	158	15.8	22	0
Oliver	5	90	18.0	28	0
Flowers	4	72	18.0	20	0
McIntosh	3	108	36.0	71	0
Badanjek	2	27	13.5	16	0
Everett LG	2	33	16.5	18	0
Everett TM	2	33	16.5	18	0
M. Williams	2	15	7.5	15	0
J. Butler	1	13	13.0	13	0
Cox	1	11	11.0	11	0
Croudpf	1	18	18.0	18	0
Steve Griffin	1	21	21.0	21	0
Moss	1	23	23.0	23	0
Sharp	1	11	11.0	11	0
Team	79	1700	21.5	97	1
Opponents	44	915	20.8	92	1

Field Goals	1-19	20-29	30-39	40-49	50+
Luckhurst	1/1	1/1	2/2	3/5	2/4
Davis	0/0	1/1	1/1	1/2	0/0
Team	1/1	2/2	3/3	4/7	2/4
Opponents	1/1	6/7	4/10	7/11	1/1

Luckhurst: (50G)(0)(0)(39G,37G,45G,18G)(51N)
 (42G)(44G)(53N)(0)(40B)(41N,50G,28G)
 Davis: (0)(27G)(45N,42G)(35G)(0)(0)(0)(0)(0)
 Opponents: (0)(33B)(0)(23N,20G,39N)(40G,40G)
 (31G,43G,24G)(49G,43N)(39N,38G)(31G,45B,22G,30G)
 (31N,51G)(39B,29G,44N,29G)(44G)(18G,41N)(0)(45G,37N,23G,46G)

OFFENSIVE STATISTICS 1966-2000

The 1988 Atlanta Falcons

Statistic	Atl.	Opp.	Receiving	No.	Yds	Avg	Long	TD			
Total First Downs	257	312	Settle	68	570	8.4	27	1			
Rushing	106	124	Lang	37	398	10.8	50	1			
Passing	136	168	Dixon	28	368	13.1	36	2			
Penalty	15	20	Riggs	22	171	7.8	30	0			
3rd Down: Made/Att	89/239	86/214	Bailey	17	437	25.7	68t	2			
3rd Down Pct.	37.2	40.2	Whisenhunt	16	174	10.9	25	1			
4th Down: Made/Att	6/8	5/10	Haynes	13	232	17.8	49t	4			
4th Down Pct.	75.0	50.0	Hester	12	176	14.7	41	0			
Possession Avg.	28:08	31:52	Wilkins	11	134	12.2	33	0			
Total Net Yards	4582	5692	Primus	8	42	5.3	8	0			
Avg. Per Game	286.4	355.8	Milling	5	66	13.2	34	0			
Total Plays	1002	1052	Matthews TM	5	64	12.8	21	0			
Avg. Per Play	4.6	5.4	Stamps	5	22	4.4	7	0			
Net Yards Rushing	2016	2319	Higdon	3	60	20.0	34t	2			
Avg. Per Game	126.0	144.9	Team	250	2914	11.7	68t	13			
Total Rushes	478	518	Opponents	281	3584	12.8	68t	17			
Net Yards Passing	2566	3373	Interceptions	No.	Yds	Avg	Long	TD			
Avg. Per Game	160.4	210.8	Case	10	47	4.7	12	0			
Sacked/Yards Lost	43/348	30/211	Moore	5	56	11.2	47t	1			
Gross Yards	2914	3584	Clark	4	40	10.0	21	0			
Att./Completions	481/250	504/281	Bruce	2	10	5.0	10	0			
Completion Pct.	52.0	55.8	Gordon	2	10	5.0	7	0			
Had Intercepted	19	24	Butler	1	22	22.0	22	0			
Punts/Average	98/40.0	73/39.6	Team	24	185	7.7	47t	1			
Net Punting Avg.	98/35.7	73/32.7	Opponents	19	214	11.3	58	2			
Penalties/Yards	67/542	92/761	Punting	No.	Yds	Avg	Net	TB	In	Lg	B
Fumbles/Ball Lost	29/18	29/14	Donnelly	98	3920	40.0	35.7	6	27	61	0
Touchdowns	27	34	Team	98	3920	40.0	35.7	6	27	61	0
Rushing	11	14	Opponents	73	2893	39.6	32.7	8	21	56	0
Passing	13	17	Punt Returns	Ret	FC	Yds	Avg	Long	TD		
Returns	3	3	Barnes	34	8	307	9.0	68	0		

Score By Periods	Q1	Q2	Q3	Q4	OT	PTS
Team	33	82	45	84	0	244
Opponents	50	89	75	101	0	315

Scoring	TD	Rush	Pass	Ret	K-PAT	FG	S	PTS	Kickoff Returns	No.	Yds	Avg	Long	TD
Davis	0	0	0	0	25/27	19/30	0	82	Cooper	16	331	20.7	28	0
Settle	8	7	1	0			0	48	Gordon	14	209	14.9	32	0
Haynes	4	0	4	0			0	24	Stamps	12	219	18.3	27	0
Bailey	2	0	2	0			0	12	Barnes	6	142	23.7	36	0
Dixon	2	0	2	0			0	12	Haynes	6	113	18.8	25	0
Higdon	2	0	2	0			0	12	Shelley	2	5	2.5	5	0
Dils	1	1	0	0			0	6	Dukes	1	13	13.0	13	0
Gann	1	0	0	1			0	6	Lang	1	12	12.0	12	0
Lang	1	0	1	0			0	6	Primus	1	13	13.0	13	0
C. Miller	1	1	0	0			0	6	Team	59	1057	17.9	36	0
Moore	1	0	0	1			0	6	Opponents	48	982	20.5	41	0
Primus	1	1	0	0			0	6	Field Goals	1-19	20-29	30-39	40-49	50+
Riggs	1	1	0	0			0	6	Davis	1/1	3/4	6/9	8/12	1/4
Tuggle	1	0	0	1			0	6	Team	1/1	3/4	6/9	8/12	1/4
Whisenhunt	1	0	1	0			0	6	Opponents	0/0	10/11	8/11	7/12	1/2
Team	27	11	13	3	25/27	19/30	0	244						
Opponents	34	14	17	3	31/34	26/36	1	315						

2-PT. Conversions: Team 0-0, Opponents 0-0

Sacks: Bruce 6.0, Bryan 5.0, Cotton 5.0, Gann 4.0, Green 4.0, Casillas 2.0, Rade 2.0, Case 1.0, Gordon 1.0, Team 30.0, Opponents 43.0

Rushing	No.	Yds	Avg	Long	TD
Settle	232	1024	4.4	62	7
Riggs	113	488	4.3	34	1
Lang	53	191	3.6	19	0
C. Miller	31	138	4.5	29	1
Primus	35	95	2.7	29t	1
Dixon	7	69	9.9	24	0
Millen	1	7	7.0	7	0
Hester	1	3	3.0	3	0
Dils	2	1	0.5	1t	1
Stamps	3	0	0.0	3	0
Team	478	2016	4.2	62	11
Opponents	518	2319	4.5	44	14

Passing	Att	Cmp	Yds	Cmp%	Yds/Att	TD	TD%	Int	Int%	Long	Sack/Lost	Rating
C. Miller	351	184	2133	52.4	6.08	11	3.1	12	3.4	68t	24/207	67.3
Dils	99	49	566	49.5	5.72	2	2.0	5	5.1	50	15/112	52.8
Millen	31	17	215	54.8	6.94	0	0.0	2	6.5	39	4/29	49.8
Team	481	250	2914	52.0	6.06	13	2.7	19	4.0	68t	43/348	63.2
Opponents	504	281	3584	55.8	7.11	17	3.4	24	4.8	68t	30/211	69.6

Davis: (19G)(41N)(47G,41G)(43G,24G)(32G,52B,31G)(0)(32G,37G,31G)(23B)(54N,52G,39N,43G)(40N,41B)(46G,41G,51N)(40G,32N)(42B,21G)(34B)(27G,43G,39G)
Opponents: (37G)(41G,29G,28G)(38G)(48N,25G)(44G)(40G,25G)(35N,47G,41G,50G)(21G,27G,45G)(28G,51N)(45N)(43N,23G)(49N,42G,31G)(35B,24G)(23B,40N,31G,23G)(35G,36G,32G)(34N,30G)

OFFENSIVE STATISTICS 1966-2000

The 1989 Atlanta Falcons

Statistic	Atl.	Opp.
Total First Downs	261	336
Rushing	75	156
Passing	173	163
Penalty	13	17
3rd Down: Made/Att	67/206	95/211
3rd Down Pct.	32.5	45.0
4th Down: Made/Att	6/17	7/9
4th Down Pct.	35.3	77.8
Possession Avg.	25:58	34:02
Total Net Yards	4669	6025
Avg. Per Game	291.8	376.6
Total Plays	947	1040
Avg. Per Play	4.9	5.8
Net Yards Rushing	1155	2471
Avg. Per Game	72.2	154.4
Total Rushes	318	572
Net Yards Passing	3514	3554
Avg. Per Game	219.6	222.1
Sacked/Yards Lost	51/389	31/183
Gross Yards	3903	3737
Att./Completions	578/312	437/259
Completion Pct.	54.0	59.3
Had Intercepted	12	20
Punts/Average	85/40.8	56/41.8
Net Punting Avg.	85/33.3	56/34.3
Penalties/Yards	82/671	79/682
Fumbles/Ball Lost	26/11	26/12
Touchdowns	30	49
Rushing	11	26
Passing	17	19
Returns	2	4

Score By Periods	Q1	Q2	Q3	Q4	OT	PTS
Team	43	100	85	51	0	279
Opponents	97	118	123	99	0	437

Scoring	TD	Rush	Pass	Ret	K-PAT	FG	S	PTS
Davis LG	0	0	0	0	25/28	23/34	0	94
Davis TM	0	0	0	0	12/12	7/11	0	33
McFadden	0	0	0	0	18/18	15/20	0	63
Jones	6	6	0	0	0	0	0	36
Settle	5	3	2	0	0	0	0	30
Haynes	4	0	4	0	0	0	0	24
Collins	3	0	3	0	0	0	0	18
Wilkins	3	0	3	0	0	0	0	18
Dixon	2	0	2	0	0	0	0	12
Lang	2	1	1	0	0	0	0	12
Beckman	1	0	1	0	0	0	0	6
Butler	1	0	0	1	0	0	0	6
Flowers	1	1	0	0	0	0	0	6
Heller	1	0	1	0	0	0	0	6
Sanders	1	0	0	1	0	0	0	6
Miller	0	0	0	0	0/0	1/1	0	3
Team	30	11	17	2	30/30	23/32	0	279
Opponents	49	26	19	4	48/49	31/36	1	437

2-PT. Conversions: Team 0-0, Opponents 0-0

Sacks: Cotton 9.0, Bruce 6.0, Green 5.0, Casillas 2.0, Gann 2.0, Bryan 1.0, Case 1.0, Dimry 1.0, Michael Reid 1.0, Taylor 1.0, B. Thomas 1.0, Tuggle 1.0, Team 31.0, Opponents 51.0

Rushing	No.	Yds	Avg	Long	TD
Settle	179	689	3.8	20	3
Jones	52	202	3.9	19	6
Lang	47	176	3.7	22	1
Haynes	4	35	8.8	21	0
Paterra	9	32	3.6	8	0
Flowers	13	24	1.8	4	1
Miller	10	20	2.0	7	0
Fulhage	1	0	0.0	0	0
Millen	1	0	0.0	0	0
Dixon	2	-23	-11.5	0	0
Team	318	1155	3.6	22	11
Opponents	572	2471	4.3	38	26

Passing	Att	Cmp	Yds	Cmp%	Yds/Att	TD	TD%	Int	Int%	Long	Sack/Lost	Rating
Miller	526	280	3459	53.2	6.58	16	3.0	10	1.9	72t	41/318	76.1
Millen	50	31	432	62.0	8.64	1	2.0	2	4.0	47	10/71	79.8
Fulhage	1	1	12	100.0	12.00	0	0.0	0	0.0	12	0/0	116.7
Jones	1	0	0	0.0	0.00	0	0.0	0	0.0	0	0/0	39.6
Team	578	312	3903	54.0	6.75	17	2.9	12	2.1	72t	51/389	76.4
Opponents	437	259	3737	59.3	8.55	19	4.3	20	4.6	78	31/183	82.5

Receiving	No.	Yds	Avg	Long	TD
Collins	58	862	14.9	47	3
Jones	41	396	9.7	46	0
Haynes	40	681	17.0	72t	4
Lang	39	436	11.2	32	1
Settle	39	316	8.1	33	2
Heller	33	324	9.8	30	1
Dixon	25	357	14.3	53t	2
Beckman	11	102	9.3	21	1
Wilkins	8	179	22.4	36	3
Bailey	8	170	21.3	41	0
Paterra	5	42	8.4	20	0
G. Thomas	4	46	11.5	16	0
Sanders	1	-8	-8.0	-8	0
Team	312	3903	12.5	72t	17
Opponents	259	3737	14.4	78	19

Interceptions	No.	Yds	Avg	Long	TD
Sanders	5	52	10.4	22	0
Gordon	4	60	15.0	34	0
Cooper	4	54	13.5	38	0
Dimry	2	72	36.0	40	0
Case	2	13	6.5	13	0
Shelley	1	31	31.0	31	0
Zackery	1	3	3.0	3	0
Bruce	1	0	0.0	0	0
Team	20	285	14.3	40	0
Opponents	12	85	7.1	27	0

Punting	No.	Yds	Avg	Net	TB	In	Lg	B
Fulhage	84	3472	41.3	33.3	9	24	65	1
Team	85	3472	40.8	33.3	9	24	65	1
Opponents	56	2342	41.8	34.3	4	15	64	0

Punt Returns	Ret	FC	Yds	Avg	Long	TD
Sanders	28	7	307	11.0	68t	1
Jordan	4	0	34	8.5	15	0
Team	32	7	341	10.7	68t	1
Opponents	43	20	460	10.7	39	0

Kickoff Returns	No.	Yds	Avg	Long	TD
Sanders	35	725	20.7	72	0
Jones	23	440	19.1	29	0
Paterra	8	129	16.1	31	0
G. Thomas	7	142	20.3	28	0
Jordan	3	27	9.0	13	0
Beckman	2	15	7.5	15	0
Johnson LG	2	34	17.0	19	0
Bruce	1	15	15.0	15	0
Primus	1	16	16.0	16	0
Team	80	1509	18.9	72	0
Opponents	60	1188	19.8	85	0

Field Goals	1-19	20-29	30-39	40-49	50+
Davis LG	0/0	6/6	8/12	7/14	2/2
Davis TM	0/0	3/3	2/3	2/5	0/0
McFadden	1/1	4/4	6/7	2/6	2/2
Miller	0/0	1/1	0/0	0/0	0/0
Team	1/1	8/8	8/10	4/11	2/2
Opponents	2/2	12/13	10/10	4/8	3/3

Davis, N.E.-Atl.: (0)(40N,28G)(35G)(35G,37N)
 (30G,45N,34G,43G)(52G,32G,32G)(49G,21G)(47G,
 38N,48G,46N,51G)(47G,43N,26G,39B)(45G,37N)(1)
 (47N,46G)(26G)(33G,40N,24G,32G)(42N,25G)
 Davis, Ad.: (0)(0)(0)(52G,32G,0)(0)(0)
 (45G,37N)(0)(47N,46G)(26G)(33G,40N,24G,32G)(42N,25G)
 (43N)(28G,48N,38G)(19G,34G,27G)(0)
 (30G,30G,39N,22G)(43N,37G,37G)(41G,48G)(45N,
 54G,26G,50G)(0)(0)(0)(0)(0)
 Miller: (0)(0)(0)(0)(0)(25G)(0)(0)(0)(0)
 Team: (43N)(28G,48N,38G)(19G,34G,27G)(0)(30G,
 30G,39N,22G)(43N,37G,37G)(41G,48G)(45N,54G,
 26G,50G)(25G)(45G,37N)(0)(47N,46G)(26G)(33G,
 40N,24G,32G)(42N,25G)
 Opponents: (23G,43N)(0)(25G,29G)(35G,52G,22G)
 (48G,35G,27G,42G)(52G,32G,32G)(50G,27G)(32G,
 23B,44G)(0)(18G)(33G)(28G,46G)(35G,23G,22G)
 (21G,39G,26G,29G,19G)(37G,47N,43N,43N)(39G)

OFFENSIVE STATISTICS 1966-2000

The 1990 Atlanta Falcons

Statistic	Atl.	Opp.
Total First Downs	273	300
Rushing	84	79
Passing	168	179
Penalty	21	42
3rd Down: Made/Att	77/209	68/197
3rd Down Pct.	36.8	34.5
4th Down: Made/Att	9/21	5/14
4th Down Pct.	42.9	35.7
Possession Avg.	31:05	28:55
Total Net Yards	5055	5270
Avg. Per Game	315.9	329.4
Total Plays	994	983
Avg. Per Play	5.1	5.4
Net Yards Rushing	1594	1357
Avg. Per Game	99.6	84.8
Total Rushes	420	413
Net Yards Passing	3461	3913
Avg. Per Game	216.3	244.6
Sacked/Yards Lost	46/265	33/214
Gross Yards	3726	4127
Att./Completions	528/293	537/297
Completion Pct.	55.5	55.3
Had Intercepted	18	17
Punts/Average	70/41.6	74/40.2
Net Punting Avg.	70/36.0	74/34.5
Penalties/Yards	125/1004	95/811
Fumbles/Ball Lost	40/21	26/18
Touchdowns	40	44
Rushing	11	11
Passing	21	31
Returns	8	2

Score By Periods	Q1	Q2	Q3	Q4	OT	PTS
Team	94	74	68	112	0	348
Opponents	35	143	72	115	0	365

Scoring	TD	Rush	Pass	Ret	K-PAT	FG	S	PTS
Davis	0	0	0	0	40/40	22/33	0	106
Rison	10	0	10	0	0	0	0	60
Broussard	4	4	0	0	0	0	0	24
Dixon	4	0	4	0	0	0	0	24
Johnson	4	3	1	0	0	0	0	24
Rozier LG	3	3	0	0	0	0	0	18
Rozier TM	3	3	0	0	0	0	0	18
Sanders	3	0	0	3	0	0	0	18
Butler	2	0	0	2	0	0	0	12
Collins	2	0	2	0	0	0	0	12
Wilkins	2	0	2	0	0	0	0	12
Case	1	0	0	1	0	0	0	6
Jones	1	0	0	1	0	0	0	6
Miller	1	1	0	0	0	0	0	6
Milling	1	0	1	0	0	0	0	6
Thomas	1	0	1	0	0	0	0	6
Tuggle	1	0	0	1	0	0	0	6
Green	0	0	0	0	1	2	0	2
Team	40	11	21	8	40/40	22/33	1	348
Opponents	44	11	31	2	42/43	19/28	1	365

2-Pt. Conversions: Team 0-0, Opponents 0-0

Sacks: Green 6.0, Tuggle 5.0, Bruce 4.0, Gann 3.5, Case 3.0, Epps 3.0, Michael Reid 3.0, Conner 2.0, Lyles LG 1.5, Lyles TM 1.5, Bryan 1.0, Casillas 1.0, Team 33.0, Opponents 46.0

Rushing	No.	Yds	Avg	Long	TD
Rozier LG	163	717	4.4	67	3
Rozier TM	153	675	4.4	67	3
Broussard	126	454	3.6	50t	4
Jones	49	185	3.8	22	0
Johnson	30	106	3.5	12	3
Miller	26	99	3.8	18	1
Campbell	9	38	4.2	20	0
Lang	9	24	2.7	9	0
Settle	9	16	1.8	4	0
Pringle	2	9	4.5	9	0
Millen	7	-12	-1.7	2	0
Team	420	1594	3.8	67	11
Opponents	413	1357	3.3	70t	11

Passing	Att	Cmp	Yds	Cmp%	Yds/Att	TD	TD%	Int	Int%	Long	Sack/Lost	Rating
Miller	388	222	2735	57.2	7.05	17	4.4	14	3.6	75t	26/167	78.7
Campbell	76	36	527	47.4	6.93	3	3.9	4	5.3	70	9/55	61.7
Millen	63	34	427	54.0	6.78	1	1.6	0	0.0	53	11/43	80.6
Jones	1	1	37	100.0	37.00	0	0.0	0	0.0	37	0/0	118.8
Team	528	293	3726	55.5	7.06	21	4.0	18	3.4	75t	46/265	76.8
Opponents	537	297	4127	55.3	7.69	31	5.8	17	3.2	89t	33/214	86.2

Receiving	No.	Yds	Avg	Long	TD
Rison	82	1208	14.7	75t	10
Dixon	38	399	10.5	34	4
Collins	34	503	14.8	61	2
Haynes	31	445	14.4	60	0
Broussard	24	160	6.7	18	0
Thomas	18	383	21.3	72	1
Milling	18	161	8.9	24	1
Rozier LG	13	105	8.1	24	0
Rozier TM	8	59	7.4	20	0
Jones	13	103	7.9	16	0
Wilkins	12	175	14.6	37	2
Johnson	10	79	7.9	16	1
Bailey	4	44	11.0	13	0
Lang	1	7	7.0	7	0
Team	293	3726	12.7	75t	21
Opponents	297	4127	13.9	89t	31

Interceptions	No.	Yds	Avg	Long	TD
Sanders	3	153	51.0	82t	2
Case	3	38	12.7	36t	1
Dimry	3	16	5.3	13	0
Jordan	3	14	4.7	14	0
Butler	3	0	0.0	0	0
Mitchell	2	16	8.0	16	0
Team	17	237	13.9	82t	3
Opponents	18	368	20.4	59	2

Punting	No.	Yds	Avg	Net	TB	In	Lg	B
Fulhage	70	2913	41.6	36.0	4	15	59	0
Team	70	2913	41.6	36.0	4	15	59	0
Opponents	74	2974	40.2	34.5	7	18	62	2

Punt Returns	Ret	FC	Yds	Avg	Long	TD
Sanders	29	13	250	8.6	79t	1
Jordan	2	-4	19	9.5	10	0
Rison	2	0	10	5.0	8	0
Mitchell	1	0	0	0.0	0	0
Michael Reid	1	0	0	0.0	0	0
Team	35	17	279	8.0	79t	1
Opponents	39	12	314	8.1	39	0

Kickoff Returns	No.	Yds	Avg	Long	TD
Sanders	39	851	21.8	50	0
Jones	8	236	29.5	76t	1
Broussard	3	45	15.0	23	0
Johnson	2	2	1.0	6	0
Case	1	13	13.0	13	0
Dixon	1	0	0.0	0	0
Gordon	1	43	43.0	43	0
Lang	1	18	18.0	18	0
Pringle	1	14	14.0	14	0
Wilkins	1	7	7.0	7	0
Team	58	1229	21.2	76t	1
Opponents	49	814	16.6	37	0

Field Goals	1-19	20-29	30-39	40-49	50+
Davis	0/0	6/6	8/9	6/13	2/5
Team	0/0	6/6	8/9	6/13	2/5
Opponents	1/2	7/7	4/7	6/11	1/1

Davis: (39G,39G,36G,51G)()|(37G,46N,35G)(40N)() (41G)(27G,52N)(41G,43G,42N,38G,40N)(42N,36G) (53G,46G,28G)(51N,51N)(46G)(42G,24G)(30G,47N,39N)(21G,23G)(44N,23G)
Opponents: ()|(47G,41B,42B)(46G,23G)(56G) (46G,24G,32G)(35G)()|(21G)(46G)(43N,20G)(39G,44G,21G)(37G,40N,48B)(37N,23G,41G)(19G,25G,19B)(34N,33N)

OFFENSIVE STATISTICS 1966-2000

The 1991 Atlanta Falcons

Statistic	Atl.	Opp.
Total First Downs	258	278
Rushing	82	94
Passing	162	157
Penalty	14	27
3rd Down: Made/Att	69/194	82/210
3rd Down Pct.	35.6	39.0
4th Down: Made/Att	5/9	2/9
4th Down Pct.	55.6	22.2
Possession Avg.	29:13	30:47
Total Net Yards	5113	5248
Avg. Per Game	319.6	328.0
Total Plays	941	976
Avg. Per Play	5.4	5.4
Net Yards Rushing	1664	1953
Avg. Per Game	104.0	122.1
Total Rushes	410	466
Net Yards Passing	3449	3295
Avg. Per Game	215.6	205.9
Sacked/Yards Lost	31/185	29/237
Gross Yards	3634	3532
Att./Completions	500/260	481/252
Completion Pct.	52.0	52.4
Had Intercepted	22	19
Punts/Average	82/42.6	79/40.3
Net Punting Avg.	82/36.4	79/35.5
Penalties/Yards	113/929	100/802
Fumbles/Ball Lost	19/14	27/16
Touchdowns	42	43
Rushing	6	13
Passing	30	28
Returns	6	2

Score By Periods	Q1	Q2	Q3	Q4	OT	PTS
Team	84	102	88	84	3	361
Opponents	48	94	70	126	0	338

Scoring	TD	Rush	Pass	Ret	K-PAT	FG	S	PTS
N. Johnson	0	0	0	0	38/39	19/23	0	95
Rison	12	0	12	0			0	72
Haynes	11	0	11	0			0	66
Broussard	5	4	1	0			0	30
Pritchard	2	0	2	0			0	12
Sanders	2	0	0	2			0	12
Thomas	2	0	2	0			0	12
Daluiso TM	0	0	0	0	2/2	2/3	0	8
Barnett	1	0	0	1			0	6
Chaffey	1	1	0	0			0	6
Dixon	1	0	1	0			0	6
Fishback	1	0	0	1			0	6
Pegram	1	1	0	0			0	6
Tippins	1	0	0	1			0	6
Tuggle	1	0	0	1			0	6
Wilkins	1	0	1	0			0	6
Jordan	0	0	0	0			2	4
Team	42	6	30	6	40/41	21/26	3	361
Opponents	43	13	28	2	41/43	13/26	0	338

2-Pt. Conversions: Team 0-0, Opponents 0-0

Sacks: Green 5.0, Jordan 4.0, Conner 3.5, Bryan 3.0, Gardner 3.0, Mitchell 2.0, Shelley 2.0, Epps 1.5, Barnett 1.0, Donaldson 1.0, Sanders 1.0, Tippins 1.0, Tuggle 1.0, Team 29.0, Opponents 31.0

Rushing	No.	Yds	Avg	Long	TD
Broussard	99	449	4.5	36	4
Rozier	96	361	3.8	19	0
Pegram	101	349	3.5	34	1
Miller	32	229	7.2	20	0
Chaffey	29	127	4.4	27	1
Jones	35	126	3.6	14	0
T. Johnson	8	26	3.3	6	0
Tolliver	9	6	0.7	7	0
Rison	1	-9	-9.0	-9	0
Team	410	1664	4.1	36	6
Opponents	466	1953	4.2	65	13

Passing	Att	Cmp	Yds	Cmp%	Yds/Att	TD	TD%	Int	Int%	Long	Sack/Lost	Rating
Miller	413	220	3103	53.3	7.51	26	6.3	18	4.4	80	23/145	80.6
Tolliver	82	40	531	48.8	6.48	4	4.9	2	2.4	75	7/29	75.8
Favre	5	0	0	0.0	0.00	0	0.0	2	40.0	0	1/11	0.0
Team	500	260	3634	52.0	7.27	30	6.0	22	4.4	80	31/185	77.4
Opponents	481	252	3532	52.4	7.34	28	5.8	19	4.0	97	29/237	79.3

Receiving	No.	Yds	Avg	Long	TD
Rison	81	976	12.0	39	12
Haynes	50	1122	22.4	80	11
Pritchard	50	624	12.5	29	2
Thomas	28	365	13.0	37	2
Dixon	12	146	12.2	23	1
Broussard	12	120	10.0	25	1
Phillips	6	73	12.2	24	0
Jones	6	58	9.7	15	0
Collins	3	37	12.3	21	0
T. Johnson	3	27	9.0	13	0
Wilkins	3	22	7.3	12	1
Rozier	2	15	7.5	9	0
Ruether	1	22	22.0	22	0
Sanders	1	17	17.0	17	0
Bruce	1	11	11.0	11	0
Pegram	1	-1	-1.0	-1	0
Team	260	3634	14.0	80	30
Opponents	252	3532	14.0	97	28

Interceptions	No.	Yds	Avg	Long	TD
Sanders	6	119	19.8	55	1
McKyer	6	24	4.0	24	0
Case	2	23	11.5	17	0
Jordan	2	3	1.5	3	0
Tippins	1	35	35.0	35	0
Tuggle	1	21	21.0	21	0
Gann	1	0	0.0	0	0
Team	19	225	11.8	55	1
Opponents	22	279	12.7	51	1

Punting	No.	Yds	Avg	Net	TB	In	Lg	B
Fulhage	81	3470	42.8	36.6	6	21	60	0
N. Johnson	1	21	21.0	21.0	0	1	21	0
Team	82	3491	42.6	36.4	6	22	60	0
Opponents	79	3187	40.3	35.5	5	27	64	3

Punt Returns	Ret	FC	Yds	Avg	Long	TD
Sanders	21	9	170	8.1	23	0
Jordan	14	9	116	8.3	13	0
Team	35	18	286	8.2	23	0
Opponents	45	18	387	8.6	29	0

Kickoff Returns	No.	Yds	Avg	Long	TD
Sanders	26	576	22.2	100	1
Pegram	16	260	16.3	30	0
Jordan	5	100	20.0	29	0
Fishback	3	29	9.7	19	0
Chaffey	1	14	14.0	14	0
Pritchard	1	18	18.0	18	0
Donaldson	0	0	—	0	0
Team	52	997	19.2	100	1
Opponents	67	1419	21.2	102	1

Field Goals	1-19	20-29	30-39	40-49	50+
N. Johnson	0/0	9/9	4/4	5/8	1/2
Daluiso TM	0/0	2/3	0/0	0/0	0/0
Team	0/0	11/12	4/4	5/8	1/2
Opponents	0/0	4/4	4/8	4/10	1/4

N. Johnson: ()(28G,36G,53N)(47N)(29G,43G,44G,30G)(29G)(44G)(29G)(31G)(31G,49G)(25G,27G,50G)() (21G)(42G)(49N,25G,29G,49N)
 Team: (20G)(23G,26N)(28G,36G,53N)(47N)() (29G,43G,44G,30G)(29G)(44G)(29G)(31G)(31G,49G)(25G,27G,50G)() (21G)(42G)(49N,25G,29G,49N)
 Opponents: (51N)() (53N,47N,39G,47N)(49G)(23G,31G)() (29G,51G,49G,44B)() (33B,32N,32N,47N)(48N)() (39G,31G,55N)(27G)() (34N,43G,43G)(20G, 45N)

OFFENSIVE STATISTICS 1966-2000

The 1992 Atlanta Falcons

Statistic	Att.	Opp.	Receiving	No.	Yds	Avg	Long	TD							
Total First Downs	273	304	Rison	93	1119	12.0	711	11							
Rushing	67	109	Pritchard	77	827	10.7	381	5							
Passing	194	172	Hill	60	623	10.4	43	3							
Penalty	12	23	Haynes	48	808	16.9	89t	10							
3rd Down: Made/Att	73/190	81/189	T. Jones	14	138	9.9	24	1							
3rd Down Pct.	38.4	42.9	K. Jones	12	94	7.8	15	0							
4th Down: Made/Att	5/14	1/6	Broussard	11	96	8.7	24	1							
4th Down Pct.	35.7	16.7	Thomas TM	6	54	9.0	18	0							
Possession Avg.	28:36	31:24	Phillips	4	26	6.5	8	1							
Total Net Yards	4903	5549	Sanders	3	45	15.0	37t	1							
Avg. Per Game	306.4	346.8	Milling	3	25	8.3	15	0							
Total Plays	910	934	Pegram	2	25	12.5	19	0							
Avg. Per Play	5.4	5.9	T. Smith	2	14	7.0	8	0							
Net Yards Rushing	1270	2294	Hinton	1	-2	-2.0	-2	0							
Avg. Per Game	79.4	143.4	Team	336	3892	11.6	89t	33							
Total Rushes	322	464	Opponents	277	3496	12.6	80t	24							
Net Yards Passing	3633	3255	Interceptions	No.	Yds	Avg	Long	TD							
Avg. Per Game	227.1	203.4	Sanders	3	105	35.0	55	0							
Sacked/Yards Lost	40/259	31/241	Pickens	2	16	8.0	16	0							
Gross Yards	3892	3496	Case	2	0	0.0	0	0							
Att./Completions	548/336	439/277	Solomon	1	13	13.0	13	0							
Completion Pct.	61.3	63.1	Tuggle	1	1	1.0	1	0							
Had Intercepted	15	11	McKyer	1	0	0.0	0	0							
Punts/Average	70/40.8	61/41.5	Mitchell	1	0	0.0	0	0							
Net Punting Avg.	70/33.0	61/36.7	Team	11	135	12.3	55	0							
Penalties/Yards	78/656	92/761	Opponents	15	246	16.4	48t	3							
Fumbles/Ball Lost	30/14	24/12	Punting	No.	Yds	Avg	Net	TB	In	Lg	B				
Touchdowns	39	51	Fullage	68	2818	41.4	33.0	3	11	56	1				
Rushing	3	20	Johnson	1	37	37.0	37.0	0	1	37	0				
Passing	33	24	Team	70	2855	40.8	33.0	3	12	56	1				
Returns	3	7	Opponents	61	2534	41.5	36.7	5	20	61	0				
Score By Periods	Q1	Q2	Q3	Q4	OT	PTS	Punt Returns	Ret	FC	Yds	Avg	Long	TD		
Team	94	96	55	82	0	327	T. Smith	16	4	155	9.7	45	0		
Opponents	100	137	96	81	0	414	Sanders	13	9	41	3.2	14	0		
Scoring	TD	Rush	Pass	Ret	K-PAT	FG	S	PTS	Phillips	0	1	0	—	0	
Johnson	0	0	0	0	39/39	18/22	0	93	Team	29	14	196	6.8	45	0
Rison	11	0	11	0	0	0	0	66	Opponents	44	10	482	11.0	61t	4
Haynes	10	0	10	0	0	0	0	60	Kickoff Returns	No.	Yds	Avg	Long	TD	
Pritchard	5	0	5	0	0	0	0	30	Sanders	40	1067	26.7	99t	2	
Hill	3	0	3	0	0	0	0	18	Pegram	9	161	17.9	42	0	
Sanders	3	0	1	2	0	0	0	18	T. Smith	7	172	24.6	60	0	
Broussard	2	1	1	0	0	0	0	12	K. Jones	6	114	19.0	29	0	
T. Smith	2	2	0	0	0	0	0	12	Barnett	1	13	13.0	13	0	
T. Jones	1	0	1	0	0	0	0	6	Fortin	1	5	5.0	5	0	
Phillips	1	0	1	0	0	0	0	6	Epps	0	0	—	—	0	
Tuggle	1	0	0	1	0	0	0	6	Phillips	0	0	—	0	0	
Team	39	3	33	3	39/39	18/22	0	327	Team	64	1532	23.9	99t	2	
Opponents	51	20	24	7	51/51	19/31	0	414	Opponents	55	1059	19.3	39	0	
2-Pt. Conversions: Team 0-0, Opponents 0-0															
Sacks: Conner 7.0, Gardner 4.5, Solomon 4.5, Green 3.0, Tippins 3.0, Gann 2.0, C. Smith 2.0, Donaldson 1.0, McKyer 1.0, Pickens 1.0, Riddick 1.0, Tuggle 1.0, Team 31.0, Opponents 40.0															
Rushing	No.	Yds	Avg	Long	TD	Field Goals									
Broussard	84	363	4.3	27	1	1-19	20-29	30-39	40-49	50+					
T. Smith	87	329	3.8	32	2	Johnson	0/0	6/6	4/5	4/7	4/4				
K. Jones	79	278	3.5	26	0	Team	0/0	6/6	4/5	4/7	4/4				
Miller	23	89	3.9	16	0	Opponents	1/1	7/7	3/5	8/14	0/4				
Pegram	21	89	4.2	15	0	Johnson: (25G,54G)(24G)(41N)(46G)(49G)(52G)(51G,41N)(49G,26G,37G)(33G)(27G,35G)(37B)(43N,26G,54G)(0)(27G)(44G,38G)									
Wilson	15	62	4.1	12	0	Opponents: (43G,41N,42N)(39N,41G,39N)(47G)(20G,21G)(43N,41G)(50N,50N)(0)(40G,32G)(56B,49G,48N,53N)(47G,18G)(48N)(20G,31G,24G,26G,37G)(0)(47G,22G,46N)(24G)									
Pritchard	5	37	7.4	22	0										
Tolliver	4	15	3.8	15	0										
Solomon	2	12	6.0	12	0										
Fullage	1	0	0.0	0	0										
Sanders	1	-4	-4.0	-4	0										
Team	322	1270	3.9	32	3										
Opponents	464	2294	4.9	64t	20										
Passing	Att	Cmp	Yds	Cmp%	Yds/Att	TD	TD%	Int	Int%	Long	Sack/Lost	Rating			
Miller	253	152	1739	60.1	6.87	15	5.9	6	2.4	89t	16/103	90.7			
Wilson	163	111	1366	68.1	8.38	13	8.0	4	2.5	60t	8/58	110.1			
Tolliver	131	73	787	55.7	6.01	5	3.8	5	3.8	30t	16/98	70.4			
K. Jones	1	0	0	0.0	0.00	0	0.0	0	0.0	0	0/0	39.6			
Team	548	336	3892	61.3	7.10	33	6.0	15	2.7	89t	40/259	91.4			
Opponents	439	277	3496	63.1	7.96	24	5.5	11	2.5	80t	31/241	95.6			

OFFENSIVE STATISTICS 1966-2000

The 1993 Atlanta Falcons

Statistic	All.	Opp.
Total First Downs	292	278
Rushing	91	79
Passing	185	180
Penalty	16	19
3rd Down: Made/Att	80/209	73/200
3rd Down Pct.	38.3	36.5
4th Down: Made/Att	10/18	7/16
4th Down Pct.	55.6	43.8
Possession Avg.	31:23	28:37
Total Net Yards	5110	5421
Avg. Per Game	319.4	338.8
Total Plays	1008	951
Avg. Per Play	5.1	5.7
Net Yards Rushing	1590	1784
Avg. Per Game	99.4	111.5
Total Rushes	395	419
Net Yards Passing	3520	3637
Avg. Per Game	220.0	227.3
Sacked/Yards Lost	40/267	27/149
Gross Yards	3787	3786
Att./Completions	573/334	505/308
Completion Pct.	58.3	61.0
Had Intercepted	25	13
Punts/Average	72/43.3	74/40.9
Net Punting Avg.	72/37.6	74/35.9
Penalties/Yards	111/838	100/874
Fumbles/Ball Lost	31/17	25/11
Touchdowns	34	46
Rushing	4	14
Passing	28	27
Returns	2	5

Score By Periods	Q1	Q2	Q3	Q4	OT	PTS
Team	60	77	68	111	0	316
Opponents	70	116	100	91	0	385

Scoring	TD	Rush	Pass	Ret	K-PAT	FG	S	PTS
Johnson	0	0	0	0	34/34	26/27	0	112
Rison	15	0	15	0			0	90
Pritchard	7	0	7	0			0	42
Haynes	4	0	4	0			0	24
Pegram	3	3	0	0			0	18
Elliott LG	0	0	0	0	2/3	2/4	0	8
Broussard	1	1	0	0			0	6
Clark	1	0	0	1			0	6
Mims	1	0	1	0			0	6
Sanders	1	0	1	0			0	6
T. Smith	1	0	0	1			0	6
Team	34	4	28	2	34/34	26/27	0	316
Opponents	46	14	27	5	45/46	20/31	2	385

2-Pt. Conversions: Team 0-0, Opponents 0-0

Sacks: Holt 6.5, Geathers 3.5, C. Smith 3.5, Agee 2.5, Gardner 2.0, Tuggle 2.0, Case 1.5, Conner 1.5, Gann 1.0, George 1.0, Logan LG 1.0, Logan TM 1.0, Team 27.0, Opponents 40.0

Rushing	No.	Yds	Avg	Long	TD
Pegram	292	1185	4.1	29	3
Broussard	39	206	5.3	25	1
Dickerson	26	91	3.5	10	0
Hebert	24	49	2.0	14	0
Tolliver	7	48	6.9	24	0
Miller	2	11	5.5	6	0
Pritchard	2	4	2.0	4	0
Mims	1	3	3.0	3	0
Alexander	2	-7	-3.5	0	0
Team	395	1590	4.0	29	4
Opponents	419	1784	4.3	74	14

Passing	Att	Cmp	Yds	Cmp%	Yds/Att	TD	TD%	Int	Int%	Long	Sack/Lost	Rating
Hebert	430	263	2978	61.2	6.93	24	5.6	17	4.0	98t	29/190	84.0
Tolliver	76	39	464	51.3	6.11	3	3.9	5	6.6	42t	3/15	56.0
Miller	66	32	345	48.5	5.23	1	1.5	3	4.5	32t	8/62	50.4
Sanders	1	0	0	0.0	0.00	0	0.0	0	0.0	0	0/0	39.6
Team	573	334	3787	58.3	6.61	28	4.9	25	4.4	98t	40/267	76.3
Opponents	505	308	3786	61.0	7.50	27	5.3	13	2.6	72	27/149	91.2

Receiving	No.	Yds	Avg	Long	TD
Rison	86	1242	14.4	53t	15
Pritchard	74	736	9.9	34	7
Haynes	72	778	10.8	98t	4
Hill	34	384	11.3	30	0
Pegram	33	302	9.2	30	0
Mims	12	107	8.9	19	1
Lyons	8	63	7.9	14	0
Sanders	6	106	17.7	70t	1
Dickerson	6	58	9.7	30	0
Phillips	1	15	15.0	15	0
Broussard	1	4	4.0	4	0
Hinton	1	-8	-8.0	-8	0
Team	334	3787	11.3	98t	28
Opponents	308	3786	12.3	72	27

Interceptions	No.	Yds	Avg	Long	TD
Sanders	7	91	13.0	41	0
Walker	3	7	2.3	7	0
Clark	2	59	29.5	38	0
Eaton	1	0	0.0	0	0
Case	0	3	—	3	0
Team	13	160	12.3	44	0
Opponents	25	345	13.8	78	2

Punting	No.	Yds	Avg	Net	TB	In	Lg	B
Alexander	72	3114	43.3	37.6	3	21	75	0
Team	72	3114	43.3	37.6	3	21	75	0
Opponents	74	3029	40.9	35.9	5	23	66	1

Punt Returns	Ret	FC	Yds	Avg	Long	TD
T. Smith	32	17	235	8.0	51	0
Sanders	2	1	21	10.5	16	0
Clark	1	0	0	0.0	0	0
Team	35	18	276	7.9	51	0
Opponents	41	17	350	8.5	30	0

Kickoff Returns	No.	Yds	Avg	Long	TD
T. Smith	38	948	24.9	97t	1
Sanders	7	169	24.1	31	0
Pegram	4	63	15.8	28	0
Montgomery	2	53	26.5	33	0
Phillips	2	38	19.0	29	0
Mims	1	22	22.0	22	0
Ruether	1	7	7.0	7	0
Gordon	0	0	—	0	0
Team	55	1300	23.6	97t	1
Opponents	55	1064	19.3	65	0

Field Goals	1-19	20-29	30-39	40-49	50+
Johnson	1/1	7/7	9/10	7/7	2/2
Elliott LG	0/0	1/1	0/1	1/2	0/0
Team	1/1	7/7	9/10	7/7	2/2
Opponents	0/0	7/7	4/4	6/11	3/9

Johnson: (54G,20G)(20G)(42G,38G,27G)(49G)0
 (24G,32G,34G)(19G,32G,38G,30G)(34G)(47G,44G)
 (26G,24G)(51G)(30G)(38N,47G,37G)(41G)(49G)(24G)
 Elliott, Dal.-Ad.: (122G)(49N,43G,30N)
 Elliott, Ad.: (0)(0)(0)(0)(0)(0)(0)(0)(0)(0)
 Team: (54G,20G)(20G)(42G,38G,27G)(49G)0(28G,
 32G,34G)(19G,32G,38G,30G)(34G)(47G,44G)(26G,
 24G)(51G)(30G)(38N,47G,37G)(41G)(49G)(24G)
 Opponents: (44G,37G,37G)(27G,42N,50N,44G)(46G)
 (21G)(48G,44N,52G)(52G,41N)(40G,27G)(53N,24G,
 54N)(49B)(1)(53N)(52G,43G,56N,52N,21G,36G)(32G)
 (42N)(1)(29G,20G)

OFFENSIVE STATISTICS 1966-2000

The 1994 Atlanta Falcons

Statistic	Atl.	Opp.
Total First Downs	302	330
Rushing	63	107
Passing	218	201
Penalty	21	22
3rd Down: Made/Att	76/204	84/205
3rd Down Pct.	37.3	41.0
4th Down: Made/Att	4/9	9/20
4th Down Pct.	44.4	45.0
Possession Avg.	29:10	30:50
Total Net Yards	5361	5829
Avg. Per Game	335.1	364.3
Total Plays	996	1038
Avg. Per Play	5.4	5.6
Net Yards Rushing	1249	1693
Avg. Per Game	78.1	105.8
Total Rushes	330	426
Net Yards Passing	4112	4136
Avg. Per Game	257.0	258.5
Sacked/Yards Lost	37/232	32/229
Gross Yards	4344	4365
Att./Completions	629/374	580/364
Completion Pct.	59.5	62.8
Had Intercepted	25	22
Punts/Average	79/39.5	62/42.9
Net Punting Avg.	79/34.5	62/38.6
Penalties/Yards	119/934	111/853
Fumbles/Ball Lost	28/11	20/11
Touchdowns	36	44
Rushing	8	16
Passing	25	26
Returns	3	2

Score By Periods	Q1	Q2	Q3	Q4	OT	PTS
Team	93	76	61	87	0	317
Opponents	61	110	82	129	3	385

Scoring	TD	Rush	Pass	Ret	K-PAT	FG	S	PTS
N. Johnson	0	0	0	0	32/32	21/25	0	95
Mathis	11	0	11	0			0	70
Rison	8	0	8	0			0	50
Heyward	8	7	1	0			0	48
Emanuel	4	0	4	0			0	24
Jack	1	0	0	1			0	6
Pegram	1	1	0	0			0	6
Sanders	1	0	1	0			0	6
C. Smith	1	0	0	1			0	6
Walker	1	0	0	1			0	6
Team	36	8	25	3	32/32	21/25	0	317
Opponents	44	16	26	2	39/40	26/33	1	385

2-Pt. Conversions: Mathis 2, Rison, Team 3-4, Opponents 1-4

Sacks: C. Smith 11.0, Geathers 8.0, Doleman 7.0, Archambeau 2.0, Harper 1.0, Matthews 1.0, Ross 1.0, Walker 1.0, Team 32.0, Opponents 37.0

Rushing	No.	Yds	Avg	Long	TD
Heyward	183	779	4.3	17	7
Pegram	103	358	3.5	25	1
J. George	30	66	2.2	10	0
Hebert	9	43	4.8	20	0
Emanuel	2	4	2.0	2	0
Alexander	1	0	0.0	0	0
J. Anderson	2	-1	-0.5	0	0
Team	330	1249	3.8	25	11
Opponents	426	1693	4.0	91	16

Passing	Att	Cmp	Yds	Cmp%	Yds/Att	TD	TD%	Int	Int%	Long	Sack/Lost	Rating
J. George	524	322	3734	61.5	7.13	23	4.4	18	3.4	85	32/206	83.3
Hebert	103	52	610	50.5	5.92	2	1.9	6	5.8	40	3/17	51.0
Emanuel	1	0	0	0.0	0.00	0	0.0	1	100.0	0	0/0	0.0
Klein	1	0	0	0.0	0.00	0	0.0	0	0.0	0	2/9	39.6
Team	629	374	4344	59.5	6.91	25	4.0	25	4.0	85	37/232	77.1
Opponents	580	364	4365	62.8	7.53	26	4.5	22	3.8	78	32/229	84.9

Receiving	No.	Yds	Avg	Long	TD
Mathis	111	1342	12.1	81	11
Rison	81	1088	13.4	69	8
Sanders	67	599	8.9	28	1
Emanuel	46	649	14.1	85	4
Heyward	32	335	10.5	34	1
Pegram	16	99	6.2	28	0
Harris	9	113	12.6	26	0
Lyons	7	54	7.7	10	0
Mims	3	14	4.7	6	0
Spencer	2	51	25.5	40	0
Team	374	4344	11.6	85	25
Opponents	364	4365	12.0	78	26

Interceptions	No.	Yds	Avg	Long	TD
D. Johnson	5	0	0.0	0	0
Clark TM	4	119	29.8	74	0
Walker	3	105	35.0	44	1
Ross	3	26	8.7	16	0
Case	2	12	6.0	12	0
C. Smith	1	36	36.0	36	1
Harper	1	22	22.0	22	0
Doleman	1	2	2.0	2	0
Phillips	1	0	0.0	0	0
Tuggle	1	0	0.0	0	0
Team	22	322	14.6	74	2
Opponents	25	419	16.8	93	1

Punting	No.	Yds	Avg	Net	TB	In	Lg	B
Alexander	71	2836	39.9	34.8	6	12	61	0
Tyner	8	285	35.6	31.8	0	2	46	0
Team	79	3121	39.5	34.5	6	14	61	0
Opponents	62	2661	42.9	38.6	4	27	67	0

Punt Returns	Ret	FC	Yds	Avg	Long	TD
Verdin	23	13	115	4.9	29	0
T. Smith	8	3	75	9.4	20	0
Team	31	16	188	6.1	29	0
Opponents	31	16	273	8.8	26	0

Kickoff Returns	No.	Yds	Avg	Long	TD
Verdin	44	1026	23.3	69	0
T. Smith	16	333	20.8	31	0
Pegram	9	145	16.1	35	0
Harris	2	47	23.5	30	0
Montgomery	2	58	29.0	37	0
J. Anderson	1	11	11.0	11	0
Heyward	1	7	7.0	7	0
Team	75	1627	21.7	69	0
Opponents	66	1328	20.1	39	0

Field Goals	1-19	20-29	30-39	40-49	50+
N. Johnson	0/0	9/9	7/7	4/4	1/5
Team	0/0	9/9	7/7	4/4	1/5
Opponents	1/1	4/4	13/16	7/9	1/3

N. Johnson: (52N)(48G)(50B,33G)(30G,22G)(51N)(27G,29G)(34G,53N)(23G)(23G)(23G,33G,30G,31G,48G,30G)(150G,40G)(142G,21G)(20G)(24G)
Opponents: (37G)(148G,19G,45G)(47N)(28G)(35G,38G)(138N,46G,31G,24G)(50G,33G,49G,47N)(34G,39G)(35G,50B)(124G,46G,37N,32G)(45G,33G,31G,34G,35G)(51N,37N)(22G,49G)

OFFENSIVE STATISTICS 1966-2000

The 1995 Atlanta Falcons

Statistic	Atl.	Opp.
Total First Downs	317	340
Rushing	85	96
Passing	216	230
Penalty	16	14
3rd Down: Make/Att	80/198	95/231
3rd Down Pct.	40.4	41.1
4th Down: Make/Att	7/13	18/28
4th Down Pct.	53.8	64.3
Possession Avg.	29:27	30:33
Total Net Yards	5579	6088
Avg. Per Game	348.7	380.5
Total Plays	983	1084
Avg. Per Play	5.7	5.6
Net Yards Rushing	1393	1547
Avg. Per Game	87.1	96.7
Total Rushes	337	404
Net Yards Passing	4186	4541
Avg. Per Game	261.6	283.8
Sacked/Yards Lost	43/270	30/210
Gross Yards	4456	4751
Att./Completions	603/364	650/405
Completion Pct.	60.4	62.3
Had Intercepted	12	18
Punts/Average	67/41.2	70/43.3
Net Punting Avg.	67/36.2	70/36.1
Penalties/Yards	96/737	94/688
Fumbles/Ball Lost	21/9	21/12
Touchdowns	38	43
Rushing	8	12
Passing	26	28
Returns	4	3

Score By Periods	Q1	Q2	Q3	Q4	OT	PTS
Team	73	144	80	59	6	362
Opponents	94	103	57	92	3	349

Scoring	TD	Rush	Pass	Ret	K-PAT	FG	S	PTS
Andersen	0	0	0	0	29/30	31/37	0	122
Mathis	9	0	9	0	0	0	0	60
Metcalf	10	1	8	1	0	0	0	60
Heyward	8	6	2	0	0	0	0	48
Emanuel	5	0	5	0	0	0	0	30
Anderson	1	1	0	0	0	0	0	6
Birden	1	0	1	0	0	0	0	6
Montgomery	1	0	0	1	0	0	0	6
Preston	1	0	1	0	0	0	0	6
Ross	1	0	0	1	0	0	0	6
Tuggle	1	0	0	1	0	0	0	6
Zendejas TM	0	0	0	0	0/0	2/3	0	6
Brown	0	0	0	0	0	0	0	0
J. George	0	0	0	0	0	0	0	0
Hebert	0	0	0	0	0	0	0	0
Klein	0	0	0	0	0	0	0	0
LeBel	0	0	0	0	0	0	0	0
Lyons	0	0	0	0	0	0	0	0
Nagle	0	0	0	0	0	0	0	0
Sanders LG	0	0	0	0	0	0	0	0
Spencer	0	0	0	0	0	0	0	0
Team	38	8	26	4	29/30	33/40	0	362
Opponents	43	12	28	3	38/38	17/22	1	349

2-Pt. Conversions: Mathis 3, Team 3-8, Opponents 0-5
Sacks: Doleman 9.0, Geathers 7.0, Smith 5.5, Archambeau 3.0, Montgomery 3.0, Holt 1.0, Tuggle 1.0, Gardner 0.5, Team 30.0, Opponents 43.0

Rushing	No.	Yds	Avg	Long	TD
Heyward	236	1083	4.6	31	6
Anderson	39	161	4.1	13	1
Metcalf	28	133	4.8	23t	1
J. George	27	17	0.6	6	0
Emanuel	1	0	0.0	0	0
Klein	0	0	—	—	0
Nagle	0	0	—	—	0
Stryzinski	1	0	0.0	0	0
Hebert	5	1	-2	2	0
Team	337	1393	4.1	31	8
Opponents	404	1547	3.8	41	12

Passing	Att	Cmp	Yds	Cmp%	Yds/Att	TD	TD%	Int	Int%	Long	Sack/Lost	Rating
J. George	557	336	4143	60.3	7.44	24	4.3	11	2.0	62t	43/270	89.5
Hebert	45	28	313	62.2	6.96	2	4.4	1	2.2	37t	0/0	88.5
Metcalf	1	0	0	0.0	0.00	0	0.0	0	0.0	0	0/0	39.6
Klein	0	0	0	—	—	0	—	0	—	—	0/0	—
Nagle	0	0	0	—	—	0	—	0	—	—	0/0	—
Team	603	364	4456	60.4	7.39	26	4.3	12	2.0	62t	43/270	89.3
Opponents	650	405	4751	62.3	7.31	28	4.3	18	2.8	89t	30/210	87.3

Receiving	No.	Yds	Avg	Long	TD
Metcalf	104	1189	11.4	62t	8
Mathis	78	1039	13.3	54t	9
Emanuel	74	1039	14.0	52	5
Heyward	37	350	9.5	25	2
Birden	31	303	9.8	24	1
Brown	17	198	11.6	26	0
Preston	7	129	18.4	61t	1
Lyons	5	83	16.6	34	0
Spencer	5	60	12.0	22	0
Anderson	4	42	10.5	17	0
Sanders LG	2	24	12.0	21	0
Sanders TM	2	24	12.0	21	0
LeBel	0	0	—	—	0
Team	364	4456	12.2	62t	26
Opponents	405	4751	11.7	89t	28

Interceptions	No.	Yds	Avg	Long	TD
Tuggle	3	84	28.0	49	1
Ross	3	70	23.3	33	0
Taylor	3	31	10.3	31	0
Johnson	2	4	2.0	2	0
Matthews	2	1	0.5	1	0
Montgomery	1	71	71.0	71t	1
Phillips	1	43	43.0	43	0
Bush	1	0	0.0	0	0
Harper	1	0	0.0	0	0
Tippins	1	0	0.0	0	0
Davis	0	0	—	—	0
Edwards	0	0	—	—	0
Jack	0	0	—	—	0
Miano	0	0	—	—	0
Shelley	0	0	—	—	0
Walker	0	0	—	—	0
Team	18	304	16.9	71t	2
Opponents	12	49	4.1	21	2

Punting	No.	Yds	Avg	Net	TB	In	Lg	B
Stryzinski	67	2759	41.2	36.2	5	21	64	0
Team	67	2759	41.2	36.2	5	21	64	0
Opponents	70	3031	43.3	36.1	6	23	60	0

Punt Returns	Ret	FC	Yds	Avg	Long	TD
Metcalf	39	14	383	9.8	66t	1
Team	39	14	383	9.8	66t	1
Opponents	28	21	236	8.4	52	0

Kickoff Returns	No.	Yds	Avg	Long	TD
Preston	30	627	20.9	44	0
Anderson	24	541	22.5	35	0
Metcalf	12	278	23.2	47	0
R. George	3	45	15.0	21	0
Tippins	1	15	15.0	15	0
Team	70	1506	21.5	47	0
Opponents	59	1323	22.4	46	0

Field Goals	1-19	20-29	30-39	40-49	50+
Andersen	1/1	8/8	11/11	3/8	8/9
Zendejas TM	0/0	0/0	0/0	2/3	0/0
Team	1/1	8/8	11/11	5/11	8/9
Opponents	0/0	8/10	5/6	4/6	0/0

Andersen: (27G,51G,58N,35G)(26G)(19G,33G,46G, 21G)(37G,36G)(34G,54G,31G,32G,33G)(30G)(21G, 40G)(32G,47G,42N,44B)(44N,50G,49B)(40N,23G) (21G)(1)(25G,51G,55G,55G)(34G)(52G,28G,59G) Team: (27G,51G,58N,35G)(26G)(19G,33G,46G,21G) (37G,36G)(34G,54G,31G,32G,33G)(40G,48N,45G) (30G)(21G,40G)(32G,47G,42N,44B)(44N,50G,49B) (40N,23G)(21G)(1)(25G,51G,55G,55G)(34G)(52G, 28G,59G) Opponents: (39G,41G)(27G,44N,45G)(21G)(37G) (27G)(28B)(39N)(1)(23G,38G,21G)(1)(44G,29G, 23G,45N,28G)(42G,21B)(1)(39G,32G)

OFFENSIVE STATISTICS 1966-2000

The 1996 Atlanta Falcons

Statistic	Atl.	Opp.
Total First Downs	292	309
Rushing	67	102
Passing	202	182
Penalty	23	25
3rd Down: Made/Att	79/200	87/206
3rd Down Pct.	39.5	42.2
4th Down: Made/Att	4/10	2/6
4th Down Pct.	40.0	33.3
Possession Avg.	29:52	30:08
Total Net Yards	5116	5786
Avg. Per Game	319.8	361.6
Total Plays	917	994
Avg. Per Play	5.3	5.8
Net Yards Rushing	1461	2041
Avg. Per Game	91.3	127.6
Total Rushes	329	473
Net Yards Passing	3655	3745
Avg. Per Game	228.4	234.1
Sacked/Yards Lost	42/254	36/208
Gross Yards	3909	3953
Att./Completions	600/356	485/302
Completion Pct.	59.3	62.3
Had Intercepted	30	6
Punts/Average	75/42.0	61/42.1
Net Punting Avg.	75/35.5	64/35.3
Penalties/Yards	111/961	106/816
Fumbles/Ball Lost	23/11	27/17
Touchdowns	35	48
Rushing	9	18
Passing	26	26
Returns	0	4

Score By Periods	Q1	Q2	Q3	Q4	OT	PTS
Team	52	82	82	93	0	309
Opponents	100	157	87	117	0	461

Scoring	TD	Rush	Pass	Ret	K-PAT	FG	S	PTS
Andersen	0	0	0	0	31/31	22/29	0	97
Mathis	7	0	7	0			0	44
Anderson	6	5	1	0			0	36
Emanuel	6	0	6	0			0	36
Metcalfe	6	0	6	0			0	36
Heyward	3	3	0	0			0	18
Birden	2	0	2	0			0	12
T. Brown	1	0	1	0			0	6
Hebert	1	1	0	0			0	6
Lyons	1	0	1	0			0	6
Preston	1	0	1	0			0	6
Toback	1	0	1	0			0	6
Team	35	9	26	0	31/31	22/29	0	309
Opponents	48	18	26	4	43/43	42/44	1	461

2- Pt. Conversions: Mathis, Team 1-4, Opponents 1-5

Sacks: Matthews 6.5, Hall 6.0, Smith 6.0, Owens 5.5, Bennett 3.0, Archambeau 2.0, R. George 2.0, Brandon 1.0, McKyer 1.0, Riddick 1.0, Tuggle 1.0, Zgonina 1.0, Team 36.0, Opponents 42.0

Rushing	No.	Yds	Avg	Long	TD
Anderson	232	1055	4.5	321	5
Heyward	72	321	4.5	34	3
Hebert	15	59	3.9	25	1
J. George	5	10	2.0	5	0
Huntley	2	8	4.0	5	0
Metcalfe	3	8	2.7	4	0
Team	329	1461	4.4	34	9
Opponents	473	2041	4.3	67	18

Receiving	No.	Yds	Avg	Long	TD
Emanuel	75	921	12.3	53	6
Mathis	69	771	11.2	55	7
Metcalfe	54	599	11.1	67	6
Anderson	49	473	9.7	34	1
Birden	30	319	10.6	57	2
T. Brown	28	325	11.6	38	1
Preston	21	208	9.9	171	1
Heyward	16	168	10.5	25	0
Scott	7	80	11.4	27	0
Lyons	4	16	4.0	5	1
Toback	2	15	7.5	14	1
Huntley	1	14	14.0	14	0
Team	356	3909	11.0	67	26
Opponents	302	3953	13.1	771	26

Interceptions	No.	Yds	Avg	Long	TD
Edwards	2	15	7.5	15	0
Smith	1	21	21.0	21	0
Bennett	1	3	3.0	3	0
Bush	1	2	2.0	2	0
Walker	1	0	0.0	0	0
Team	6	41	6.8	21	0
Opponents	30	324	10.8	551	2

Punting	No.	Yds	Avg	Net	TB	In	Lg	B
Stryzinski	75	3152	42.0	35.5	4	22	58	0
Team	75	3152	42.0	35.5	4	22	58	0
Opponents	64	2697	42.1	35.3	6	19	68	1

Punt Returns	Ret	FC	Yds	Avg	Long	TD
Metcalfe	27	9	296	11.0	39	0
Mathis	3	1	19	6.3	10	0
Heyward	1	0	0	0.0	0	0
Team	31	10	315	10.2	39	0
Opponents	32	25	413	12.9	781	1

Kickoff Returns	No.	Yds	Avg	Long	TD
Metcalfe	49	1034	21.1	55	0
Preston	32	681	21.3	50	0
Anderson	4	80	20.0	27	0
Heyward	1	18	18.0	18	0
Styles	1	12	12.0	12	0
Team	87	1825	21.0	55	0
Opponents	53	1314	24.8	971	1

Field Goals	1-19	20-29	30-39	40-49	50+
Andersen	0/0	5/5	9/11	7/8	1/5
Team	0/0	5/5	9/11	7/8	1/5
Opponents	0/0	18/18	14/14	9/10	1/2

Andersen: (46G,33N,33G)(20G,45N)(43G)(20G)
 (47G)(123G,54G,32G,29G,37G)(41G)(25G,45G)
 (47G)(55N,38G,52N,52N)(33G,54N)(32G)(33G)(34G,
 31G)(46G,30B)
 Opponents: (32G,36G,53G,38G,42G)(26G,30G,21G)
 (28G,33G,39G,25G)(21G,43G,46G,29G,29G,38G)(
 51N,27G,35G,33G)(49G)(27G,20G)(40G)(42G)(42G,
 37G,30G)(36G,20G)(39G,26G,43G,23G)(34G,41B)
 (25G,25G)(23G,26G,22G,42G)

Passing	Att	Cmp	Yds	Cmp%	Yds/Att	TD	TD%	Int	Int%	Long	Sack/Lost	Rating
Hebert	488	294	3152	60.2	6.46	22	4.5	25	5.1	57	27/150	72.9
J. George	99	56	698	56.6	7.05	3	3.0	3	3.0	67	11/84	76.1
Nagle	13	6	59	46.2	4.54	1	7.7	2	15.4	17	4/20	45.5
Team	600	356	3909	59.3	6.52	26	4.3	30	5.0	67	42/254	72.3
Opponents	485	302	3953	62.3	8.15	26	5.4	6	1.2	771	36/208	100.6

OFFENSIVE STATISTICS 1966-2000

The 1997 Atlanta Falcons

Statistic	Atl.	Opp.
Total First Downs	281	274
Rushing	88	76
Passing	168	180
Penalty	25	18
3rd Down: Made/Att	74/210	78/213
3rd Down Pct.	35.2	36.6
4th Down: Made/Att	8/13	10/12
4th Down Pct.	61.5	83.3
Possession Avg.	31:29	28:31
Total Net Yards	4716	5106
Avg. Per Game	294.8	319.1
Total Plays	980	960
Avg. Per Play	4.8	5.3
Net Yards Rushing	1643	1666
Avg. Per Game	102.7	104.1
Total Rushes	442	409
Net Yards Passing	3073	3440
Avg. Per Game	192.1	215.0
Sacked/Yards Lost	54/372	55/354
Gross Yards	3445	3794
Att./Completions	484/273	496/275
Completion Pct.	56.4	55.4
Had Intercepted	11	18
Punts/Average	89/39.3	90/42.6
Net Punting Avg.	89/36.7	90/35.9
Penalties/Yards	101/773	115/872
Fumbles/Ball Lost	34/13	27/10
Touchdowns	36	45
Rushing	8	18
Passing	26	24
Returns	2	3

Score By Periods	Q1	Q2	Q3	Q4	OT	PTS
Team	58	97	99	66	0	320
Opponents	70	118	72	101	0	361

Scoring	TD	Rush	Pass	Ret	K-PAT	FG	S	PTS
Andersen	0	0	0	0	35/35	23/27	0	104
Anderson	10	7	3	0	0/0	0/0	0	60
Emanuel	9	0	9	0	0	0	0	54
Mathis	6	0	6	0	0	0	0	36
Hanspard	3	0	1	2	0	0	0	18
Santiago	2	0	2	0	0	0	0	12
Bentley LG	0	0	0	0	4/4	2/3	0	10
Christian	1	0	1	0	0	0	0	6
Green	1	1	0	0	0	0	0	6
Haynes	1	0	1	0	0	0	0	6
Kinchen	1	0	1	0	0	0	0	6
Kozlowski	1	0	1	0	0	0	0	6
West	1	0	1	0	0	0	0	6
Tolliver TM	0	0	0	0	0	0	0	0
Team	36	8	26	2	35/35	23/27	0	320
Opponents	45	18	24	3	39/39	14/20	1	361

2-PT. Conversions: Team 0-1, Opponents 4-6

Sacks: C. Smith 12.0, Hall 10.5, Archambeau 8.5, Owens 8.0, Bennett 7.0, Dronett 3.0, Crockett 2.0, Tuggle 1.5, Brandon 1.0, Burrough 1.0, Pleasant 0.5, Team 55.0, Opponents 54.0

Rushing	No.	Yds	Avg	Long	TD
Anderson	290	1002	3.5	39	7
Hanspard	53	335	6.3	77	0
Chandler	43	158	3.7	19	0
Green	36	78	2.2	22	1
Mathis	3	35	11.7	16	0
Graziani	3	19	6.3	10	0
Christian	7	8	1.1	3	0
Tolliver TM	7	8	1.1	12	0
Team	442	1643	3.7	77	8
Opponents	409	1666	4.1	61	18

Passing	Att	Cmp	Yds	Cmp%	Yds/Att	TD	TD%	Int	Int%	Long	Sack/Lost	Rating
Chandler	342	202	2692	59.1	7.87	20	5.8	7	2.0	56	39/261	95.1
Tolliver TM	115	63	685	54.8	5.96	5	4.3	1	0.9	47	14/104	83.4
Graziani	23	7	41	30.4	1.78	0	0.0	2	8.7	13	1/7	3.7
Anderson	4	1	27	25.0	6.75	1	25.0	1	25.0	27	0/0	55.2
Team	484	273	3445	56.4	7.12	26	5.4	11	2.3	56	54/372	87.2
Opponents	496	275	3794	55.4	7.65	24	4.8	18	3.6	82	55/354	81.2

Receiving	No.	Yds	Avg	Long	TD
Emanuel	65	991	15.2	56	9
Mathis	62	802	12.9	49	6
Green	29	360	12.4	47	0
Anderson	29	284	9.8	47	3
Christian	22	154	7.0	19	1
Santiago	17	217	12.8	30	2
Kinchen	16	266	16.6	53	1
Haynes	12	154	12.8	24	1
Kozlowski	7	99	14.1	29	1
West	7	63	9.0	23	1
Hanspard	6	53	8.8	21	1
E. Smith	1	2	2.0	2	0
Team	273	3445	12.6	56	26
Opponents	275	3794	13.8	82	24

Interceptions	No.	Yds	Avg	Long	TD
Buchanan	5	49	9.8	31	0
Bradford	4	9	2.3	9	0
Booker	3	16	5.3	10	0
Owens	1	14	14.0	14	0
White	1	11	11.0	11	0
McGill	1	7	7.0	7	0
Bush	1	4	4.0	4	0
C. Smith	1	4	4.0	4	0
Archambeau	1	0	0.0	0	0
Team	18	114	6.3	31	0
Opponents	11	124	11.3	38	1

Punting	No.	Yds	Avg	Net	TB	In	Lg	B
Stryzinski	89	3498	39.3	36.7	9	20	57	0
Team	89	3498	39.3	36.7	9	20	57	0
Opponents	90	3835	42.6	35.9	6	25	59	1

Punt Returns	Ret	FC	Yds	Avg	Long	TD
Kinchen	52	13	446	8.6	38	0
Buchanan	0	1	37	—	37	0
Team	52	14	483	9.3	38	0
Opponents	21	45	55	2.6	24	0

Kickoff Returns	No.	Yds	Avg	Long	TD
Hanspard	40	987	24.7	99	2
Bolden	5	106	21.2	34	0
Kozlowski	2	49	24.5	26	0
Burrough	1	6	6.0	6	0
Green	1	23	23.0	23	0
Kinchen	1	18	18.0	18	0
Owens	1	9	9.0	9	0
Team	51	1198	23.5	99	2
Opponents	52	1167	22.4	43	0

Field Goals	1-19	20-29	30-39	40-49	50+
Andersen	1/1	10/10	7/7	3/6	2/3
Bentley LG	0/0	1/1	1/1	0/1	0/0
Anderson	0/0	0/0	0/0	0/0	0/0
Team	1/1	10/10	7/7	3/6	2/3
Opponents	0/0	2/3	10/10	1/5	1/2

Andersen: (30G,42N)(25G,28G)(51G)(1)(52N)(25G, 32G,55G)(1)(34G,44G)(37G,27G)(34G)(27G,44G) (43N,43G,22G)(18G)(1)(42N,21G,33G)(25G,31G,20G, 26G) Bentley, Den.-Atl.: (0)(0)(0)(0)(21G,48N,33G) Bentley, Atl.: (0)(0)(0)(0)(0)(0)(0)(0)(0) 0 Team: (30G,42N)(25G,28G)(51G)(1)(52N)(25G,32G, 55G)(1)(34G,44G)(37G,27G)(34G)(27G,44G)(43N, 43G,22G)(18G)(1)(42N,21G,33G)(25G,31G,20G,26G) Opponents: (1)(55N,31G,31G,39G)(49G,31G)(22G, 32G)(1)(35G)(1)(38G)(54G)(28N,48N)(22G,42B) (48N,35G)(37G,42B)(39G)(1)

OFFENSIVE STATISTICS 1966-2000

The 1998 Atlanta Falcons

Statistic	Atl.	Opp.
Total First Downs	319	267
Rushing	111	65
Passing	175	172
Penalty	33	30
3rd Down: Made/Att	83/199	72/201
3rd Down Pct.	41.7	35.8
4th Down: Made/Att	1/3	9/19
4th Down Pct.	33.3	47.4
Possession Avg.	33:10	26:50
Total Net Yards	5487	4734
Avg. Per Game	342.9	295.9
Total Plays	993	950
Avg. Per Play	5.5	5.0
Net Yards Rushing	2101	1203
Avg. Per Game	131.3	75.2
Total Rushes	516	361
Net Yards Passing	3386	3531
Avg. Per Game	211.6	220.7
Sacked/Yards Lost	53/358	38/275
Gross Yards	3744	3806
Att./Completions	424/237	551/311
Completion Pct.	55.9	56.4
Had Intercepted	15	19
Punts/Average	74/40.0	80/42.8
Net Punting Avg.	74/36.6	80/37.5
Penalties/Yards	116/841	118/858
Fumbles/Ball Lost	24/9	37/25
Touchdowns	53	35
Rushing	18	7
Passing	28	22
Returns	7	6

Score By Periods	Q1	Q2	Q3	Q4	OT	PTS
Team	114	91	106	131	0	442
Opponents	60	95	76	58	0	289

Scoring	TD	Rush	Pass	Ret	K-PAT	FG	S	PTS
Andersen	0	0	0	0	51/52	23/28	0	120
J. Anderson	16	14	2	0	0/0	0/0	0	98
Mathis	11	0	11	0	0	0	0	66
Martin	6	0	6	0	0	0	0	36
Santiago	5	0	5	0	0	0	0	30
Christian	3	2	1	0	0	0	0	18
Chandler	2	2	0	0	0	0	0	12
Dwight	2	0	1	1	0	0	0	12
Bradford	1	0	0	1	0	1	8	8
A. Edwards	1	0	0	1	0	0	6	6
Kinchen	1	0	1	0	0	0	6	6
Kozlowski	1	0	1	0	0	0	6	6
Robinson	1	0	0	1	0	0	6	6
C. Smith	1	0	0	1	0	0	6	6
Tuggle	1	0	0	1	0	0	6	6
White	1	0	0	1	0	0	6	6
Team	53	18	28	7	51/52	23/28	1	442
Opponents	35	7	22	6	28/31	15/20	1	289

2-Pt. Conversions: J. Anderson, Team 1-1. Opponents 2-4

Sacks: Archambeau 10.0, C. Smith 8.5, Dronett 6.5, Hall 4.5, Tuggle 3.0, Fuller 2.0, Bennett 1.0, Crockett 1.0, A. Edwards 1.0, Burrough 0.5, Team 38.0, Opponents 53.0

Rushing	No.	Yds	Avg	Long	TD
J. Anderson	410	1846	4.5	48	14
Chandler	36	121	3.4	19	2
Oxendine	18	50	2.8	21	0
Green	20	37	1.9	6	0
Christian	8	21	2.6	6	2
Graziani	4	21	5.3	12	0
Dwight	8	19	2.4	7	0
Downs	1	4	4.0	4	0
E. Williams	2	-2	-1.0	2	0
Mathis	1	-6	-6.0	-6	0
DeBerg	8	-10	-1.2	2	0
Team	516	2101	4.1	48	18
Opponents	361	1203	3.3	32	7

Passing	Att	Cmp	Yds	Cmp%	Yds/Att	TD	TD%	Int	Int%	Long	Sack/Lost	Rating
Chandler	327	190	3154	58.1	9.65	25	7.6	12	3.7	78t	45/283	100.9
DeBerg	59	30	369	50.8	6.25	3	5.1	1	1.7	35t	6/60	80.4
Graziani	33	16	199	48.5	6.03	0	0.0	2	6.1	32	2/15	42.4
J. Anderson	2	0	0	0.0	0.00	0	0.0	0	0.0	0	0/0	39.6
Dwight	2	1	22	50.0	11.00	0	0.0	0	0.0	22	0/0	89.6
Martin	1	0	0	0.0	0.00	0	0.0	0	0.0	0	0/0	39.6
Team	424	237	3744	55.9	8.83	28	6.6	15	3.5	78t	53/358	92.7
Opponents	551	311	3806	56.4	6.91	22	4.0	19	3.4	82t	38/275	76.8

Receiving	No.	Yds	Avg	Long	TD
Martin	66	1181	17.9	62	6
Mathis	64	1136	17.8	78t	11
Santiago	27	428	15.9	62t	5
J. Anderson	27	319	11.8	27	2
Christian	19	214	11.3	39	1
Kinchen	11	157	14.3	32	1
Kozlowski	10	103	10.3	25	1
Dwight	4	94	23.5	44t	1
Downs	4	31	7.8	11	0
Green	2	34	17.0	28	0
Chandler	1	22	22.0	22	0
Harris LG	1	14	14.0	14	0
Harris TM	1	14	14.0	14	0
Oxendine	1	11	11.0	11	0
Team	237	3744	15.8	78t	28
Opponents	311	3806	12.2	82t	22

Interceptions	No.	Yds	Avg	Long	TD
Buchanan	7	102	14.6	34	0
Robinson	4	36	9.0	25t	1
Bradford	3	11	3.7	11t	1
White	2	36	18.0	36	0
Booker	1	27	27.0	27	0
Brooking	1	12	12.0	12	0
Sauer	1	0	0.0	0	0
Team	19	224	11.8	36	2
Opponents	15	224	14.9	63t	2

Punting	No.	Yds	Avg	Net	TB	In	Lg	B
Stryzinski	74	2963	40.0	36.6	7	25	55	0
Team	74	2963	40.0	36.6	7	25	55	0
Opponents	80	3427	42.8	37.5	6	19	60	0

Punt Returns	Ret	FC	Yds	Avg	Long	TD
Dwight	31	13	263	8.5	23	0
Kinchen	6	5	38	6.3	9	0
Harris LG	2	6	-6	-3.0	-1	0
Harris TM	1	6	-1	-1.0	-1	0
Buchanan	1	0	4	4.0	4	0
Mathis	1	0	0	0.0	0	0
Team	40	24	304	7.6	23	0
Opponents	20	29	112	5.6	37	0

Kickoff Returns	No.	Yds	Avg	Long	TD
Dwight	36	973	27.0	93t	1
E. Williams	7	132	18.9	28	0
Green	1	24	24.0	24	0
Harris LG	1	16	16.0	16	0
Harris TM	1	16	16.0	16	0
Kozlowski	1	12	12.0	12	0
Team	46	1157	25.2	93t	1
Opponents	69	1613	23.4	102t	1

Field Goals	1-19	20-29	30-39	40-49	50+
Andersen	0/1	8/9	7/7	6/9	2/2
Team	0/1	8/9	7/7	6/9	2/2
Opponents	0/0	5/5	6/6	4/7	0/2

Andersen: (13G)(23G)(1)(23G,25G,28G)(26G,32G)
 (22G,45N)(53G)(23G,22G,29B,43G)(47B,40G,32G)
 (37G)(50G,44G)(42G,32G)(47N)(49G,33G)(34G)(35G,19N)
 Opponents: ((45N,24G,42G)(31G,43N)(54N,28G)
 (46G,45G)(1)(10)(40G)(24G,28G)(35G,32G)(61N,
 39G,48N)(1)(36G)(30G)(26G)

OFFENSIVE STATISTICS 1966-2000

The 1999 Atlanta Falcons

Statistic	Atl.	Opp.
Total First Downs	273	293
Rushing	68	111
Passing	179	149
Penalty	26	33
3rd Down: Made/Att	68/196	86/220
3rd Down Pct.	34.7	39.1
4th Down: Made/Att	5/14	8/18
4th Down Pct.	35.7	44.4
Possession Avg.	28:44	31:16
Total Net Yards	4542	5213
Avg. Per Game	283.9	325.8
Total Plays	931	995
Avg. Per Play	4.9	5.2
Net Yards Rushing	1196	2062
Avg. Per Game	74.8	128.9
Total Rushes	373	488
Net Yards Passing	3346	3151
Avg. Per Game	209.1	196.9
Sacked/Yards Lost	49/345	40/258
Gross Yards	3691	3409
Att./Completions	509/278	468/274
Completion Pct.	54.6	58.5
Had Intercepted	19	12
Punts/Average	80/39.5	72/39.9
Net Punting Avg.	80/37.1	72/33.1
Penalties/Yards	110/968	126/980
Fumbles/Ball Lost	24/16	16/6
Touchdowns	34	43
Rushing	9	18
Passing	22	20
Returns	3	5

Score By Periods	Q1	Q2	Q3	Q4	OT	PTS
TEAM	52	94	3	66	0	285
OPPONENTS	75	156	59	84	6	380

Scoring	TD	Rush	Pass	Ret	K-PAT	FG	S	PTS
Andersen	0	0	0	0	34/34	15/21	0	79
Dwight	9	1	7	1		0	54	
Christian	7	5	2	0	0	0	42	
Mathis	6	0	6	0	0	0	36	
German	3	0	3	0	0	0	18	
Kozlowski	2	0	2	0	0	0	12	
Oxendine	2	1	1	0	0	0	12	
Buchanan	1	0	0	1	0	0	6	
Calloway	1	0	1	0	0	0	6	
Chandler	1	1	0	0	0	0	6	
Hanspard	1	1	0	0	0	0	6	
Oliver	1	0	0	1	0	0	6	
TEAM	34	9	2	3	34/34	15/21	1	285
OPPONENTS	43	18	20	5	40/40	26/35	1	380

2-Pt. Conversions: Team 0-0, Opponents 1-2

Sacks: Smith 10.0, Dronett 6.5, Archambeau 5.5, Hall 4.5, Tuggle 3.5, Kerney 2.5, Brooking 2.0, Crockett 1.5, Buchanan 1.0, McBurrows 1.0, Sauer 1.0, Team 39.0, Opponents 49.0

Rushing	No.	Yds	Avg	Long	TD
Oxendine	141	452	3.2	20	1
Hanspard	136	383	2.8	15	1
Christian	38	174	4.6	33t	5
Anderson	19	59	3.1	20	0
Chandler	16	57	3.6	14	1
Oliver	8	32	4.0	10	0
Dwight	5	28	5.6	9	1
Graziani	9	11	1.2	10	0
Mathis	1	0	0.0	0	0
Team	373	1196	3.2	33t	9
Opponents	488	2062	4.2	58	18

Passing	Att	Cmp	Yds	Cmp%	Yds/Att	TD	TD%	Int	Int%	Long	Sack/Lost	Rating
Chandler	307	174	2339	56.7	7.62	16	5.2	11	3.6	60t	32/230	83.5
Graziani	118	62	759	52.5	6.43	2	1.7	4	3.4	62	12/78	64.2
Kanell	84	42	593	50.0	7.06	4	4.8	4	4.8	52	5/37	69.2
Team	509	278	3691	54.6	7.25	22	4.3	19	3.7	62	49/345	76.7
Opponents	468	274	3409	58.5	7.28	20	4.3	12	2.6	90t	39/248	84.8

Receiving	No.	Yds	Avg	Long	TD
Mathis	81	1016	12.5	52	6
Christian	40	354	8.9	36	2
Dwight	32	669	20.9	60t	7
Calloway	22	314	14.3	33	1
Oxendine	17	172	10.1	32	1
Santiago	15	174	11.6	46	0
German	12	219	18.3	62	3
Kozlowski	11	122	11.1	26	2
Harris	10	164	16.4	24	0
Hanspard	10	93	9.3	34	0
R. Kelly	8	146	18.3	50	0
Oliver	8	74	9.3	14	0
Baker	7	118	16.9	36	0
Anderson	2	34	17.0	32	0
Still TM	2	14	7.0	10	0
Monroe	1	8	8.0	8	0
Team	278	3691	13.3	62	22
Opponents	274	3409	12.4	90t	20

Interceptions	No.	Yds	Avg	Long	TD
Buchanan	4	81	20.3	52t	1
Robinson	3	7	2.3	7	0
McBurrows	2	64	32.0	41	0
Booker	2	10	5.0	10	0
Carter	1	4	4.0	4	0
Team	12	166	13.8	52t	1
Opponents	19	365	19.2	91t	3

Punting	No.	Yds	Avg	Net	TB	In	Lg	B
Stryzinski	80	3163	39.5	37.1	4	27	55	0
Andersen	0	0	---	---	0	0	---	0
Team	80	3163	39.5	37.1	4	27	55	0
Opponents	72	2875	39.9	33.1	6	15	60	0

Punt Returns	Ret	FC	Yds	Avg	Long	TD
Dwight	20	12	220	11.0	70t	1
Oliver	12	5	152	12.7	58t	1
Team	32	17	372	11.6	70t	2
Opponents	26	34	119	4.6	30	0

Kickoff Returns	No.	Yds	Avg	Long	TD
Dwight	44	944	21.5	40	0
Oliver	24	441	18.4	28	0
E. Williams	3	37	12.3	18	0
Kozlowski	2	19	9.5	10	0
German	1	1	1.0	1	0
Harris	1	5	5.0	5	0
Marshall	1	-2	-2.0	-2	0
Team	76	1445	19.0	40	0
Opponents	55	1221	22.2	101t	2

Field Goals	1-19	20-29	30-39	40-49	50+
Andersen	1/1	5/5	5/8	4/6	0/1
Team	1/1	5/5	5/8	4/6	0/1
Opponents	0/0	12/14	7/10	3/7	4/4

Andersen:(35N,39N)(49N)(0)(33N,41G,35G)(36G,44G)(19G,25G)(47N)(39G,24G)(0)(28G)(0)(0)(32G)(28G,24G,41G)(50B,49G,38G)
 OPPONENTS:(26B,36G,30N)(23G,47N)(0)(38N,38G,26G)(28N,42G,49N)(22G,49G)(51G,25G)(31G,51G)(27G,48B,24G,34G)(24G,26G,50G,53G)(30G,24G,47N)(24G,34G)(23G,39B)(38G,27G,43G)(0)

OFFENSIVE STATISTICS 1966-2000

The 2000 Atlanta Falcons

Statistic	Atl.	Opp.
Total First Downs	256	308
Rushing	65	113
Passing	156	175
Penalty	35	20
3rd Down: Made/Att	57/197	71/198
3rd Down Pct.	28.9	35.9
4th Down: Made/Att	6/13	11/18
4th Down Pct.	46.2	61.1
Possession Avg.	29:35	30:25
Total Net Yards	3994	5607
Avg. Per Game	249.6	350.4
Total Plays	925	999
Avg. Per Play	4.3	5.6
Net yards Rushing	1214	1983
Avg. Per Game	75.9	123.9
Total Rushes	350	453
Net Yards Passing	2780	3624
Avg. Per Game	173.8	226.5
Sacked/Yards Lost	61/386	31/142
Gross Yards	3166	3766
Att./Completions	514/285	515/306
Completion Pct.	55.4	59.4
Had Intercepted	20	15
Punts/Avg.	85/40.6	70/41.9
Net Punting Avg.	85/37.9	70/36.1
Penalties/Yards	97/720	122/1010
Fumbles/Ball Lost	27/14	18/10
TOuchdowns	25	46
Rushing	6	16
Passing	14	23
Returns	5	7

Score By Periods	Q1	Q2	Q3	Q4	OT	PTS
Team	50	75	57	70	0	252
Opponents	97	134	91	91	0	413

Scoring	TD	Rush	Pass	Ret	K-PAT	FG	S	PTS
Andersen	0	0	0	0	23/23	25/31	0	98
Mathis	5	0	5	0			0	38
Dwight	4	0	3	1			0	24
Vaughn	3	0	0	3			0	18
Jefferson	2	0	2	0			0	12
R. Kelly	2	0	2	0			0	12
Kozlowski	2	0	2	0			0	12
Ambrose	1	0	0	1			0	6
TEAM	25	6	14	5	23/23	25/31	1	252
OPPONENTS	46	16	23	7	38/38	29/31	0	4

2-Pt. Conversions: Team 1-2, Opponents 6-8

Sacks: Hall 4.5, Bra. Smith 4.5, Wiley 4.0, Jasper 3.5, Kerney 2.5, Carter 2.0, Crockett 2.0, McBurrows 2.0, Swayda 1.5, Brooking 1.0, Draft 1.0, Dronett 1.0, Simoneau 0.5; Team 31.0; Opponents: 61.0

Rushing	No.	Yds	Avg	Long	TD
Andersen	282	1024	3.6	42	6
M. Smith	19	69	3.6	16	0
Chandler	21	60	2.9	16	0
Rivers	8	27	3.4	10	0
Christian	9	19	2.1	7	0
Johnson	3	11	3.7	8	0
Dwight	5	8	1.6	5	0
Jefferson	1	1	1.0	1	0
Kanell	1	0	0.0	0	0
Mathis	1	-5	-5.0	-5	0
Team	350	1214	3.5	42	6
Opponents	453	1983	4.4	85t	16

Passing	Att	Cmp	Yds	Cmp%	Yds/Att	TD	TD%	Int	Int%	Long	Sack/Lost	Rating
Chandler	331	192	2236	58.0	6.76	10	3.0	12	3.6	55	40/251	73.5
Kanell	116	57	524	49.1	4.52	2	1.7	5	4.3	35	8/60	49.6
Johnson	67	36	406	53.7	6.06	2	3.0	3	4.5	26	13/75	63.4
Team	514	285	3166	55.4	6.16	14	2.7	20	3.9	55	61/386	66.8
Opponents	515	306	3766	59.4	7.31	23	4.5	15	2.9	85t	31/142	84.8

Receiving	No.	Yds	Avg	Long	TD
Jefferson	60	822	13.7	49	2
Mathis	57	679	11.9	44t	5
Christian	44	315	7.2	19	0
Anderson	42	382	9.1	5	0
R. Kelly	31	340	11.0	37t	2
Dwight	26	406	15.6	52t	3
Kozlowski	15	151	10.1	30	2
Finneran	7	60	8.6	14	0
German	1	10	10.0	10	0
M. Smith	1	5	5.0	5	0
Chandler	1	-4	4.0	-4	0
Team	285	3166	11.1	55	14
Opponents	306	3766	12.3	85t	23

Interceptions	No.	Yds	Avg	Long	TD
Buchanan	6	114	19.0	60	0
Ambrose	4	139	34.8	42	1
Bradford	3	25	8.3	13	0
Kerney	1	8	8.0	8	0
Williams	1	1	1.0	1	0
Team	15	287	19.1	60	1
Opponents	20	271	13.6	70t	3

Punting	No.	Yds	Avg	Net	TB	In	Lg	B
Stryzinski	84	3447	41.0	37.9	5	27	60	1
Team	85	3447	40.6	37.9	5	27	60	1
Opponents	70	2932	41.9	36.1	3	25	60	1

Punt Returns	Ret	FC	Yds	Avg	Long	TD
Dwight	33	17	309	9.4	70t	1
Oliver	4	3	39	9.8	40	0
Team	37	20	348	9.4	70t	1
Opponents	29	31	126	4.3	28	0


Kickoff Returns	No.	Yds	Avg	Long	TD
Vaughn	39	1082	27.7	100t	3
Dwight	32	680	21.3	48	0
Kozlowski	7	77	11.0	21	0
Oliver	2	15	7.5	11	0
Williams	2	34	17.0	19	0
Finneran	1	2	2.0	2	0
Team	83	1890	22.8	100t	3
Opponents	50	1230	24.6	103t	3

Field Goals	1-19	20-29	30-39	40-49	50+
Andersen	0/0	6/6	6/7	11/15	2/3
Team	0/0	6/6	6/7	11/15	2/3
Opponents	2/2	8/9	11/11	6/7	2/2

Andersen: (43G, 44G, 24G, 44G, 48G) (1) (31G, 50N, 47N, 27G) (37G, 45G) (48G) (42G, 45N, 28G) (1) (50G, 33N, 44G) (35G, 46N, 31G, 42N) (1) (42G) (21G, 51G) (1) (38G) (1) (24G, 48G, 42G, 23G, 36G)

OPPONENTS: (1) (29G, 51G) (25B, 33G) (30G, 30G) (39G, 38G, 19G) (34G, 27G) (1) (35G, 48G, 25G, 24G) (51G, 34G) (18G, 44G) (32G, 30G, 26G) (24G, 35G) (46G, 45G, 29G) (20G, 46G, 47G) (43N)

DRAFT HISTORY



Falcons Top Draft Picks 1966-2002

1966 – Tommy Nobis, LB
Texas

1967 – Leo Carroll, DE (2nd round)
San Diego State

1968 – Claude Humphry, DE
Tennessee State

1969 – George Kunz, T
Notre Dame

1970 – John Small, LB
Citadell

1971 – Joe Profit, RB
N.E. Louisiana

1972 – Clarence Ellis, S
Notre Dame

1973 – Greg Marx, DT (2nd round)
Notre Dame

1974 – Gerald Tinker, WR (2nd round)
Kent State

1975 – Steve Bartkowski, QB
California

1976 – Bubba Bean, RB
Texas A&M

1977 – Warren Byrant, OT
Kentucky

1978 – Mike Kenn, OT
Michigan

1979 – Don Smith, DE
Miami

1980 – Junior Miller, TE
Nebraska

1981 – Bobby Butler, CB
Florida State

1982 – Gerald Riggs, RB
Arizona State

1983 – Mike Pitts, DE
Alabama

1984 – Rick Bryan, DT
Oklahoma

1985 – Bill Fralic, OT
Pittsburgh

1986 – Tony Casillas, NT
Oklahoma

1987 – Chris Miller, QB
Oregon

1988 – Aundry Bruce, LB
Auburn

1989 – Deion Sanders, CB
Florida State

1990 – Steve Broussard, RB
Washington State

1991 – Bruce Pickens, CB
Nebraska

1992 – Bob Whitfield, OT
Stanford

1993 – Lincoln Kennedy, G/T
Washington

1994 – Bert Emanuel, WR (2nd round)
Rice

1995 – Devin Bush, S
Florida State

1996 – Shannon Brown, DT (3rd round)
Alabama

1997 – Michael Booker, CB
Nebraska

1998 – Keith Brooking, LB
Georgia Tech

1999 – Patrick Kerney, DE
Virginia

2000 – Travis Claridge, T (2nd round)
Southern California

2001 – Michael Vick, QB
Virginia Tech

2002 – T.J. Duckett, RB
Michigan State

Falcons Draft Choices

1966

- Tommy Nobis, LB (1)Texas
Randy Johnson, QB (15)Texas A&I
- Nick Rassas, SNotre Dame
Jerry Jones, TBowling Green
- Mike Dennis, RBMississippi
Phil Sheridan, TE.....Notre Dame
- Ken Reaves, CBNorfolk State
Bill Asbury, RBKent State
- Bill Wolski, RBNotre Dame
Martin Kahn, TN. Texas State
- Charlie Casey, WR.....Florida
- Bill Johnson, RB.....Suwanee
- Bill Goss, LBTulane
- Bob Sanders, CN. Texas State
- Mike Bender, GArkansas
- Steve Sloan, QBAlabama
- Ken Hollister, TIndiana
- Bob Collins, TSouth Carolina
- Steve Ecker, PShippensburg State
- Tommy Tolleson, WRAlabama
- Jim Vining, GRice
- Lurley Archambeau, CToledo
- Doug Korver, CState Col. of Iowa
- Walt Mainer, CB-S.....Xavier
- Bob Riggie, SPenn. State

1967

- Choice traded to San Francisco
- Leo Carroll, DE (31)San Diego State
- Jimmy Jordan, RBFlorida
- Choice traded to Cleveland
- Bill Delaney, TEAmer. Internat'l.
Randy Matson, DETexas A&M
(from S.F.)
- Choice traded to Baltimore
Gene Snipes, WR.....Elizabeth City
(from Los Angeles)
Martine Bercher, CB-S.....Arkansa
(from Baltimore)
- Corey Colehour, QB.....North Dakota
- Choice traded to Washington
- Bob Moten, WRBishop, Tex.
- Dick Schafroth, TIowa
- John Walker, LBJackson State
- Bill Gentry, LBNorth Carolina State
- Sandor Szabo, KIthaca
- Tom Bryan, RBAuburn
- Al Nicholas, RBSacramento State
- Larry Chester, CB-SAllen
- Bill Buckner, QBDelta State

1968

- Claude Humphrey, DE (3)Tenn. St.
- Carlton Dabney, DTMorgan State
John Wright, WRIllinois
(from Green Bay through Los Angeles)
- Choice traded to Chicago
- Choice traded to St. Louis
- Choice traded to Washington
- Jim Hagle, RBSo. Methodist
Joe Wynns, CB-SS. Carolina State
(from Pittsburgh)
Rick Eber, WR.....Tulsa
(from Baltimore)
- Choice traded to Minnesota
- Ray Jeffords, TEGeorgia
- Henry Holland, CNo. Texas State
- Mike Tomasini, DTColorado State
- Greg Brezina, LBHouston
- A.J. Vaughan, RBWayne State
- Bill Harris, RBColorado
- Joe Polk, RBLivingstone, N.C.
- Don Bean, WR.....Houston
- Roy Hall, TSan Jose State
- Jim Schmidt, CB-SSan Francisco

1969

- George Kunz, T (2)Notre Dame
- Paul Gipson, RBHouston
- Malcolm Snider, GStanford
Jon Sandstrom, GOregon State
(from N.Y. Giants through Los Angeles)
- Jim Mitchell, TEPrairie View
Dicky Lyons, RBKentucky (from Balt)
- Choice traded to Minnesota
Tony Pleviak, DTIllinois
(from Dallas through Baltimore)
- Choice traded to Los Angeles
Wally Oyler, CB-SLouisville (from Det.)
- Dick Enderle, GMinnesota
Ted Cottrell, LBDelaw. Valley (from Det)
- Jim Callahan, WRTemple
- Choice traded to Baltimore
- Jeff Stanciel, RBMiss. Valley
- Jeff Van Note, CKentucky
- Denver Samples, DETexas-El Paso
- Harry Carpenter, G.....Tennessee State
- Billy Hunt, CB-SKansas
- Jim Weatherford, STennessee
- Ed Hughes, RBTexas Southern
- Paul Williams, WRCalifornia

FALCONS DRAFT CHOICES

1970

1. John Small, LB (12)Citadel
2. Art Malone, RBArizona State
3. Andy Maurer, GOregon
Todd Synder, WROhio U. (from NYG)
4. Paul Reed, TJohnson C. Smith (from Phil)
Choice traded to St. Louis
5. Bruce Van Ness, RBRutgers
(from Philadelphia through N.Y. Giants)
Ken Mendenhall, COklahoma
6. Mack Herron, RBKansas State
Jade Butcher, WRIndiana (from Wash)
Randy Marshall, DELinfield (from L.A.)
7. Choice traded to Los Angeles
Gary Orcutt, WRS. California (from NYG)
8. Larry Brewer, TELouisiana Tech (from NYG)
Seth Miller, SArizona State
9. Roy Robinson, CB-SMontana
10. Jim Hatcher, CB-SKansas
11. Mike Brunson, WR-RBArizona State
12. Lonnie Holton, RBNorthern Michigan
13. Rick Stepanek, DTIowa
14. Chuck Wald, WRNo. Dakota State
15. Keith Mauney, CB-SPrinceton
16. Steve Parnell, WRMassachusetts
17. Bill Bell, KKansas

1971

1. Joe Profit, RB (7)N.E. Louisiana
2. Ken Burrow, WRSan Diego State
3. Leo Hart, QBDuke
4. Mike Potchad, DTPittsburg State
5. Ray Jarvis, WRNorfolk State
6. Tom Hayes, CBSan Diego State
Ray Brown, SWest Texas St. (from NYG)
7. Wes Chesson, WRDuke
8. Dennis Havig, GColorado
9. Alvin Griffin, WRTuskegee
10. Faddie Tillman, DEBoise State
11. Larry Shears, CB/SLincoln, Mo.
12. Ronny Lowe, WRFort Valley State
13. Dan Crooks, CB-SWisconsin
14. Deryl Comer, TETexas
15. Wallace Clark, RBAuburn
16. Lindsey James, RB/TESan Diego St.
17. Willie Martin, RBJohnson C. Smith

1972

1. Clarence Ellis, S (15)Notre Dame
2. Pat Sullivan, QBAuburn
(from Philadelphia through Detroit)
Steve Okoniewski, TMontana (from Det.)
Roosevelt Manning, DTN.E. Okla.
3. Les Goodman, RBYankton, S.D.
4. Andy Howard, DTGrambling
5. Bill Taylor, RBMichigan (from Buff)
Ralph Cindrich, LBPittsburgh
6. Mike Perfetti, P-SMinnesota
(from New England through N.Y. Giants)
Fred Riley, WRIdaho
(choice reacquired from New Orleans)
7. Lance Moon, RBWisconsin
8. Hank Brandon, RBSouthern U.
9. Ray Easterling, SRichmond
10. Choice traded to St. Louis
11. Jack Phillips, WRGrambling
12. Larry Mialik, TEWisconsin
13. Henry Sovio, TEHawaii
14. Tom Chandler, LBMinnesota
15. Oscar Jenkins, CBVirginia Union
16. Larry Butler, LBStanford
17. Bill Holland, RBSo. California

1973

1. Choice traded to Houston
2. Greg Marx, DT (39)Notre Dame
3. Choice traded to San Diego through Oakland
4. Thomas Geredine, WRN.E. Mo. State
5. Choice traded to Washington
6. Nick Bebout, TWyoming
7. George Campbell, CBIowa St.
8. Tom Reed, GArkansas
9. Russ Ingram, CTex. Tech
10. Nick Mike-Mayer, KTemple
11. Byron Buelow, DBLaCrosse, Wis.
12. Mike Samples, DTDrake
13. Chris Stecher, TClaremont-Mudd
14. John Madeya, QBLouisville
15. Tom Gage, DBLamar Tech
16. Rufus Ferguson, RBWisconsin
17. Jim Hodge, WRArkansas

1974

1. Traded choice and quarterback Bob Berry to Minnesota for veterans Bob Lee, a quarterback, and linebacker Lonnie Warwick.
2. Gerald Tinker, WR (44)Kent State
3. Kim McQuilken, QBLehigh
Maurice Spencer, DBN. Carolin Central
4. Vince Kendrick, RBFlorida
5. Henry Childs, TEKansas State
Monroe Eley, RBAriz. State
6. Doyle Orange, RBSouthern Miss.
7. James Coope, TMichigan
8. Choice to Green Bay through New Orleans
9. Larry Bailey, DTPacific
10. Paul Ryzcek, CVirginia
11. Eddie Wilson, WRAlbany State
12. Vic Koegel, LBOhio State
13. Ralph Powell, RBNebraska
14. John Givens, GVillanova
15. Willie Jones, WRIowa State
16. Sylvester McGee, RBRhode Island
17. Al Davis, G/TBoise State

FALCONS DRAFT CHOICES

1975

1. Steve Bartkowski, QB (1).....California
2. Ralph Ortega, LB.....Florida
3. Woody Thompson, RB.....Miami
4. John Nessel, G.....Penn. State
5. Greg McCrary, TE.....Clark
6. Fulton Kuykendall, LB.....UCLA
- Doug Payton, G.....Colorado
7. Mike Esposito, RB.....Boston College
8. Brent Adams, T.....Univ. Tenn./C'nooga
9. Brad Davis, RB.....LSU
10. Marshall Mills, WR.....West Virginia
11. Jeff Merrow, DT.....West Virginia
12. Alonza Pickett, T.....Texas Southern
13. Carl Russ, LB.....Michigan
14. Steve Robinson, DT.....Tuskegee
15. Jimmy Robinson, WR.....Georgia Tech
16. Steve Knutson, G.....Southern Cal.
17. Mitch Anderson, QB.....Northwestern

1976

1. Bubba Bean, RB (9).....Texas A&M
2. Sonny Collins, RB.....Kentucky
3. Dave Scott, T.....Kansas
4. Walt Brett, DE.....Montana
5. Traded to Minnesota
6. Stan Varner, DT.....Brigham Young
7. Karl Farmer, WR.....Pittsburgh
8. Frank Reed, DB.....Washington
9. Phil McKinnely, T.....UCLA
10. No Selection
11. Chuck Brislin, T.....Mississippi State
12. Pat Bolton, K.....Montana State
13. Mike Williams, T.....Florida
14. Mark Husfloen, DE.....Washington State
15. Ron Olson, DB.....Washington
16. Pat Curto, LB.....Ohio State
17. Tony Green, DB.....Texas Tech

1977

1. Warren Byrant, OT (6).....Kentucky
- Wilson Faumuina, DT (20).....San Jose State
2. R.C. Thielemann, OG-C.....Arkansas
3. Edgar Fields, DT-DE.....Texas A&M
4. Allan Leavitt, KS.....Georgia
5. Shelton Diggs, WR.....So. California
6. Keith Jenkins, DB.....Cincinnati
7. No selection
8. Walter Packer, WR.....Mississippi State
9. John Maxwell, OT.....Boston College
- Robert Speer, DE.....Arkansas State
10. Billy Ryckman, WR.....Louisiana Tech
11. Dave Farmer, RB.....Southern California
12. Don Parrish, DE.....Pittsburgh

1978

1. Mike Kenn, OT (13).....Michigan
2. Steve Stewart, LB.....Minnesota
3. Stan Waldemore, OG.....Nebraska
4. Brian Cabral, LB.....Colorado
5. Dennis Pearson, WR.....San Diego St.
6. Rodney Parker, WR.....Tennessee St.
7. Alfred Jackson, WR.....Texas
- James Wright, TE.....Texas Christian
8. David Adkins, LB.....Ohio St.
- David Williams, DB.....Tennessee-Martin
9. Tom Pridemore, DB.....West Virginia
10. Ricky Patton, RB.....Jackson St.
- Ray Strong, RB.....Nevada-Las Vegas
11. Milton "Scooter" Reed, DB.....Baylor
12. Daria Butler, LB.....Oklahoma St.

1979

1. Don Smith, DE (17).....Miami
2. Pat Howell, G.....Southern California
3. James Mayberry, RB.....Colorado
- William Andrews, RB.....Auburn
4. Lynn Cain, RB.....Southern California
- Charles Johnson, DB.....Grambling
5. Mike Zele, DT.....Kent State
6. Mike Moroski, QB.....Cal-Davis
7. Roger Westlund, OT.....Washington
8. Keith Miller, LB.....NE Oklahoma
9. Dave Parkin, DB.....Utah State
10. Bruce Beckley, LB.....Oregon
11. Bill Leer, C.....Colorado St.
12. Stuart Walker, LB.....Colorado

1980

1. Junior Miller, TE (7).....Nebraska
2. Buddy Curry, LB.....North Carolina
3. Earl Jones, CB.....Norfolk State
4. Jim Laughlin, LB.....Ohio State
- I.M. Hipp, RB.....Nebraska
5. Brad Vassar, LB.....Pacific
- Kenny Johnson, DB.....Mississippi State
6. Mike Davis, DB.....Colorado
7. Mike Smith, WR.....Grambling
8. Al Richardson, LB.....Georgia Tech
9. Glen Keller, C.....West Texas State
10. Walt Bellamy, DB.....V.M.I.
11. Mike Babb, DB.....Oklahoma
12. Quinn Jones, RB.....Tulsa

1981

1. Bobby Butler, CB (25).....Florida State
2. Lyman White, LB.....Louisiana State
3. Scott Woerner, DB.....Georgia
4. John Scully, C.....Notre Dame
5. Eric Sanders, OT.....Nevada-Reno
6. Harry Stanback, DT.....North Carolina
7. Matthew Teague, DE.....Prairie View
8. Cliff Toney, DC.....Auburn
9. Calvin Fance, RB.....Rice
10. Robert Murphy, DS.....Ohio State
11. Keith Chappelle, WR.....Iowa
12. Mark McCants, DS.....Temple

FALCONS DRAFT CHOICES

1982

1. Gerald Riggs, RB (9)Arizona State
2. Doug Rogers, DEStanford
3. Stacey Bailey, WRSan Jose State
4. Reggie Brown, RBOregon
5. Von Mansfield, DBWisconsin
6. Mike Kelley, QBGeorgia Tech
7. David Toloumi, RBHawaii
8. Ricky Eberhart, DBMorris Brown
9. Mike Horan, PCal State-Long Beach
10. Curtis Stowers, LBMississippi State
11. Jeff Keller, WRWashington State
12. Dave Levenick, LBWisconsin

1983

1. Mike Pitts, DE (16)Alabama
2. James Britt, DBLSU
3. Andrew Provence, DTSouth Carolina
4. John Harper, LBSouthern Illinois
5. Brett Miller, OTIowa
6. Anthony Allen, WRWashington
7. Jeff Turk, DBBoise State
8. John Rade, LBBoise State
9. Traded to Baltimore
10. Ralph Giacomarro, PPenn State
11. John Salley, DBWyoming
12. Allama Matthews, TEVanderbilt

1984

1. Rick Bryan, DT (9)Oklahoma
2. Scott Case, SOklahoma
3. Thomas Benson, LBOklahoma
4. Rodney McSwain, DBClemson
5. Rydell Malancon, LBLSU
6. Cliff Benson, TEPurdue
7. Ben Bennett, QBDuke
8. Dan Ralph, DTOregon
9. Kirk Dodge, LBNevada-Las Vegas
10. Jeff Jackson, LBAuburn
11. Glenn Howe, TSouthern Mississippi
12. Derrick Franklin, DBFresno State
13. Tommy Norman, WRJackson State
14. Don Holmes, WRColorado

*Supplemental Draft - June 5, 1984

1. Joey Jones, WR (9)Alabama
(Birmingham)
2. Mike McInnis, DTArk-Pine Bluff
(Philadelphia)
3. Dennis Woodberry, DBSouthern Arkansas
(Birmingham)

1985

1. Bill Fralic, T (2)Pittsburgh
2. Mike Gann, DENotre Dame
3. Choice traded to Minnesota
4. Emile Harry, WRStanford
5. Choice traded to St. Louis
6. Reggie Pleasant, CBClemson
7. Choice traded to Cincinnati
8. Ashley Lee, SVirginia Tech
9. Ronnie Washington, LBN.E. Louisiana
10. Micah Moon, LBNorth Carolina
11. Brent Martin, CStanford
12. John Ayres, CBIllinois
13. Ken Whisenhunt, TEGeorgia Tech

1986

- 1a. Tony Casillas, NT (2)Oklahoma
- 1b. Tim Green, LB (17)Syracuse
2. Traded to Washington in '85 for LB in '86
3. Traded earlier for QB Turk Schonert
4. Traded to L.A Raiders for Bret Clark, SNebraska
5. Traded to Philadelphia for LB Joel Williams
- 6a. Floyd Dixon, WRStephen F. Austin
- 6b. Keith Williams, RBMissouri
7. Traded earlier to Philadelphia for LB Reggie Wilkes
8. Kevin Hudgens, DTIdaho State
9. Kevin Starks, TEMinnesota
10. Tony Baker, RBEast Carolina
11. Chris Hegg, QBMissouri
12. Steve Griffin, WRPurdue

1987

1. Chris Miller, QB (12)Oregon
2. Kenny Flowers, RBClemson
3. Choice traded to Green Bay
4. Ralph Van Dyke, OTSouthern Illinois
5. Mark Mraz, DEUtah State
6. Paul Kiser, OGWake Forest
7. Michael Reid, LBWisconsin
8. Curtis Talianferro, LBVirginia Tech
9. Terrence Anthony, CBIowa State
10. Jerry Reese, TEIllinois
11. Elbert Shelley, SArkansas State
12. Larry Emery, RBWisconsin

1988

1. Aundray Bruce, LB (1)Auburn
2. Marcus Cotton, LBSouthern California
3. Alex Higdon, TEOhio State
4. Choice traded to Philadelphia
5. Charles Dimry, DBNevada-Las Vegas
- 6a. George Thomas, WRNevada-Las Vegas
- 6b. Houston Hoover, GJackson State
7. Michael Haynes, WRNorthern Arizona
8. Phillip Brown, LBAlabama
9. James Primus, RBUCLA
10. Stan Clayton, OTPenn State
11. James Milling, WRMaryland
12. Carter Wiley, SVirginia Tech

1989

- 1a. Deion Sanders, CB (5)Florida State
- 1b. Shawn Collins, WR (27)Northern Arizona
2. Ralph Norwood, OTLouisiana State
3. Keith Jones, RBIllinois
4. Choice traded to Cincinnati
5. Choice traded to L.A Raiders
6. Troy Sadowski, TEGeorgia
7. Undra Johnson, RBWest Virginia
8. Paul Singer, QBWestern Illinois
9. Chris Dunn, LBCal-Poly SLO
10. Choice traded to Cincinnati
11. Greg Paterra, RBSlippery Rock
12. Tony Bowick, NTU. Tenn./Chatt,

FALCONS DRAFT CHOICES

1990

1. Steve Broussard, RB (20).....Washington State
2. Darion Conner, LBJackson State
3. Oliver Barnett, DLKentucky
4. Reggie Redding, TCal State-Fullerton
5. Mike Pringle, RBCal State-Fullerton
6. Tory Epps, NTMemphis State
7. Darrell Jordan, LBNorthern Arizona
8. Donnie Salum, LBArizona
9. Chris Ellison, SHouston
10. Shawn McCarthy, PPurdue

1991

- 1a. Bruce Pickens, CB (3)Nebraska
- 1b. Mike Pritchard, WR (13)Colorado
2. Brett Favre, QBSouthern Miss.
3. Choice traded to Miami
4. Moe Gardner, NTIllinois
5. James Goode, LBOklahoma
6. Eric Pegram, RBN. Texas St
- 7a. Brian Mitchell, DBBYU
- 7b. Mark Tucker, CUSC
8. Randy Austin, TEUCLA
9. Ernie Logan, DEEast Carolina
- 10a. Walter Sulton, WRS.W. Minnesota
- 10b. Pete Lucas, TStevens Pt., Wis
11. Joe Sims, NTNebraska
12. Bob Christain, RBNorthwestern

1992

- 1a. Bob Whitfield, OT (8th)Stanford
- 1b. Tony Smith, RBSo. Mississippi
2. Chuck Smith, DETennessee
3. Howard Dinkins, LBFlorida State
4. Frankie Smith, CBBaylor
5. Choice traded to San Diego
6. Terry Ray, SOklahoma
7. Tim Paulk, LBFlorida
- 8a. Derrick Moore, RBN.E. St. Oklahoma
- 8b. Reggie Dwight, TETroy State
9. Keith Alex, T/GTexas A&M
10. Darryl Hardy, LBTennessee
11. Robin Jones, DEBaylor

1993

1. Lincoln Kennedy, G/T (9th).....Washington
2. Roger Harper, SOhio State
3. Harold Alexander, PAppalachian State
4. Choice traded to Green Bay
5. Ron George, LBStanford
6. Mitch Lyon, TEMichigan State
7. Darnell Walker, CBOklahoma
8. Shannon Baker, WRFlorida State

1994

1. Traded No. 1 Pick (7th overall), No. 3 Pick (83rd overall), and a conditional 1996 Pick (#2) to Indianapolis for QB Jeff George.
2. Bert Emanuel, WRRice
- 3a. Anthony Phillips, CBTexas A&I
- 3b. Alai Kalaniualua, GOregon State
- 4a. Perry Klein, QBC.W. Post
- 4b. Mitch Davis, LBGeorgia
5. Harrison Houston, WRFlorida
6. Traded Pick to LA Raiders for RB Eric Dickerson
7. Jamal Anderson, FBUtah

1995

1. Traded No. 1 Picks with Cleveland (10 for 26) to acquire Eric Metcalf
1. Devin Bush, S (26th)Florida State
2. Ron Davis, CBTennessee
3. Lorenzo Styles, LBOhio State
4. Traded to Dallas to move up 5 places in Round 2
5. Roell Preston, WRMississippi
6. Travis Hall, DEBYU
7. John Burrough, DTWyoming

1996

1. Traded to Indianapolis in '94 (Jeff George)
2. Traded to Oakland for S Patrick Bates
3. Shannon Brown, DTAlabama
- 4a. Richard Huntley, RBWinston-Salem
- 4b. Juran Bolden, CBMississippi St.
5. Traded to Cleveland in '95 for Gene Williams
5. Gary Bandy, DEBaylor
6. Craig Sauer, LBMinnesota
7. Ethan Brooks, TWilliams (MA)

1997

1. Michael Booker, CB (11th).....Nebraska
 - 2a. Nathan Davis, DTIndiana
 - 2b. Byron Hanspard, RBTexas Tech
 3. O.J. Santiago, TEKent State
 4. Henri Crockett, LBFlorida State
 5. Marcus Wimberly, SMiami
 6. Calvin Collins, CTexas A&M
 - 7a. Tony Graziani, QBOregon
 - 7b. Chris Bayne, SFresno State
- Also acquired Chis Chandler from Oilers for 4th and 6th-round draft picks*

1998

1. Keith Brooking, LB (12th).....Georgia Tech
2. Bob Hallen, C/GKent State
3. Jammi German, WRMiami
- 4a. Omar Brown, SNorth Carolina
- 4b. Tim Dwight, WR/KRIowa
6. Elijah Williams, CBFlorida
- 7a. Ephraim Salaam, TSan Diego State
- 7b. Ken Oxendine, RBVirginia Tech
- 7c. Henry Slay, DTWest Virginia

1999

1. Patrick Kerney, DE (30th)Virginia
2. Reggie Kelly, TEMississippi State
3. Jeff Paulk, FBArizona State
4. Johndale Carty, SSUtah State
5. Eugene Baker, WRKent
- 6a. Jeff Kelly, LBKansas State
- 6b. Eric Thigpen, FSIowa
- 7a. Todd McClure, CLSU
- 7b. Rondel Menendez, WREastern Kentucky

2000

2. Travis Claridge, OTUSC
3. Mark Simoneau, LBKansas State
4. Michael Thompson, OTTennessee State
5. Anthony Midget, CBVirginia Tech
6. Mareno Philyaw, WRTroy State
7. Darrick Vaughn, CBSouthwest Texas

FALCONS DRAFT CHOICES

2001


1. Michael Vick, QBVirginia Tech
2. Alge Crumpler, TENorth Carolina
4. Roberto Garza, CTexas A&M, Kingsville
4. Matt Stewart, LBVanderbilt
5. Vinny Sutherland, WRPurdue
6. Randy Garner, DEArkansas
7. Corey Hall, SAppalachian State
7. Kynan Forney, THawaii
7. Ronald Flemons, DE.....Texas A&M
7. Quentin McCord, WRKentucky

2002

1. T.J. Duckett, RB (18th).....Michigan State
3. Will Overstreet, DE.....Tennessee
4. Martin Bibla, G.....Miami
- 5a. Kevin McCadam, S.....Virginia Tech
- 5b. Kurt Kittner, QB.....Illinois
6. Kahlil Hill, WR.....Iowa
- 7a. Michael Coleman, WR.....Widener
- 7b. Kevin Shaffer, T.....Tulsa



POSTSEASON



Falcons Postseason Results (4-6)

YEAR	REG SEASON RECORD	GAME	DATE	OPPONENT	SCORE
1978	9-7	NFC Wild Card	12-24-78	vs. Philadelphia	14-13 (W)
		NFC Divisional Playoff	12-30-78	at Dallas	20-27 (L)
1980	12-4	NFC Divisional Playoff	1-4-81	vs. Dallas	27-30 (L)
1982	5-4	NFC Divisional Playoff	1-9-83	at Minnesota	24-30 (L)
1991	10-6	NFC Wild Card	12-28-91	at New Orleans	27-20 (W)
		NFC Divisional Playoff	1-3-92	at Washington	7-24 (L)
1995	9-7	NFC Wild Card	12-31-95	at Green Bay	20-37 (L)
1998	14-2	NFC Divisional Playoff	1-9-99	vs. San Francisco	20-18 (W)
		NFC Championship	1-17-99	at Minnesota	30-27 (W)
		Super Bowl XXXIII	1-31-99	vs. Denver	19-34 (L)



PLAYOFF HISTORY

NFC Wild Card Atlanta 14, Philadelphia 13

December 24, 1978
Atlanta-Fulton County Stadium, 49,447

In rainy 40 degree weather conditions, Steve Bartkowski turned it on for the final 30 minutes, completing 13-of-20 passes for 193 yards and two touchdowns, both scoring aerials coming with less than five minutes remaining, leading the Falcons to their first franchise playoff victory. His primary target was Wallace Francis, who scored the winning touchdown with 1:39 remaining on a 37-yard strike. He set up Bartkowski's first TD to Jim Mitchell at the 4:56 mark with a 49-yard reception down to the Eagles' 26 yard line. Francis finished the day with six catches for 135 yards. The first half was mostly a defensive struggle with teams exchanging punts eight times. The Falcons fumbled the ball away twice, one resulting in a Philadelphia TD, while the other came just 15 yards from paydirt. After leading 6-0 at halftime, Philadelphia took advantage of a shanked 17-yard punt by John James, driving 60 yards on eight plays early in the third period to take a 13-0 lead.

ATLANTA 0 0 0 14 14
PHILADELPHIA 6 0 7 0 13

Scoring

Phil — Carmichael 13-yard pass from Jaworski (Kick failed)
Phil — Montgomery 1-yard run (Michel kick)
Atl — Mitchell 20-yard pass from Bartkowski (Mazzetti kick)
Atl — Francis 37-yard pass from Bartkowski (Mazzetti kick)

	Atl	Philly
First Downs	14	15
Net Yards Gained	298	217
Rushing Yardage	75	53
Passing Yardage	223	164
Passes/Comp/Had Int.	32/18/2	35/19/0
Punts	7-33.1	9-33.7
Fumbles/Lost	3/3	3/2
Penalties	6/63	5/60

Rushing

Falcons — Stanback 16-58, Bean 9-14, Bartkowski 2-3.

Eagles — Hogan 14-31, Montgomery 16-19, Jaworski 1-3, Campfield 1-0.

Passing

Falcons — Bartkowski 18-32-2, 243 yds, 2 TD's.

Eagles — Jaworski 19-35-0, 190 yds, 1 TD.

Receiving

Falcons — Francis 6-135, Bean 4-44, Mitchell 3-35, Stanback 2-7, Pearson 1-13, Ryckman 1-5, Jackson 1-4.

Eagles — Smith 7-108, Carmichael 5-45, Osborne 3-15, Middlebrook 1-11, Pane 1-10, Hogan 1-6, Montgomery 1-(-5).

NFC Divisional Playoff Dallas 27, Atlanta 20

December 30, 1978
Texas Stadium, 60,338

A week earlier, it was a supreme second half effort which moved Atlanta one notch further in the playoffs. This week, the Falcons were shut out in the second half after holding a 20-13 lead at the break. Bubba Bean had gained 60 yards in the first half, including a 14-yard scoring run, while Steve Bartkowski threw a touchdown to Wallace Francis. Tim Mazzetti rounded out the Falcons' efforts with a pair of field goals. Dallas' fortunes appeared to take a turn for the worse late in the first half when Roger Staubach left the game with an injury. Danny White came on, however, bringing Dallas from behind. He threw a tying TD pass in the third period to tight end Jackie Smith. Early in the fourth period, John James shanked a punt from the 20-yard line, allowing the Cowboys to drive in from 30 yards out in six plays.

DALLAS 10 3 7 7 27
ATLANTA 7 13 0 0 20

Scoring

Dal — Septien 34-yard FG
Atl — Bean 14-yard run (Mazzetti kick)
Dal — Laidlaw 13-yard run (Septien kick)
Atl — Mazzetti 42-yard FG
Dal — Septien 48-yard FG
Atl — Francis 17-yard pass from Bartkowski (Mazzetti kick)
Atl — Mazzetti 22-yard FG
Dal — Smith 2-yard pass from White (Septien kick)
Dal — Laidlaw 1-yard run (Septien kick)

	Atl	Dallas
First Downs	16	26
Net Yards Gained	216	369
Rushing Yardage	164	148
Passing Yardage	52	221
Passes/Comp/Had Int.	23/8/3	37/17/1
Punts	6-37.5	3-36.0
Fumbles/Lost	0/0	6/3
Penalties	7/69	7/65

Rushing

Falcons — Bean 17-72-1 td, Stanback 9-62, Franklin 8-24, Esposito 2-6.

Cowboys — Laidlaw 17-66, Dorsett 14-65, White 3-(-4), Dupree 1-20, Staubach 1-3, D. Pearson 1-(-2).

Passing

Falcons — Bartkowski 8-23-3, 95 yds, 1 TD.

Cowboys — White 10-20-1, 127 yds, 1 TD; Staubach 7-17-0, 105 yds.

Receiving

Falcons — Francis 6-66-1 td, Ryckman 1-22, Esposito 1-7.

Cowboys — Dupree 5-59, D. Pearson 4-75, Smith 3-38, Hill 3-36, Laidlaw 1-15, Dorsett 1-9.

PLAYOFF HISTORY

NFC Divisional Playoff Dallas 30, Atlanta 27

January 4, 1983
Atlanta-Fulton County Stadium, 60,022

For the first three periods, it appeared as if Atlanta would move onward in the playoffs. It led Dallas 24-10 entering the final stanza and even held a 27-17 lead with five minutes left to play. But Danny White teamed up three times with Drew Pearson on a five-play, 62-yard scoring drive, the last play coming on a 14-yard TD strike. The Cowboys stopped Atlanta on four straight plays after the ensuing kickoff, and White drove his team 70 yards in six plays, securing the win with a 23-yard strike to Pearson with just 52 seconds to play. Alfred Jenkins hauled in four passes for 155 yards for the birds.

DALLAS	3	7	0	20	30
ATLANTA	10	7	7	3	27

Scoring

Atl — Mazzetti 38-yard FG
Atl — Jenkins 60-yard pass from Bartkowski (Mazzetti kick)
Dal — Septien 38-yard FG
Dal — Dupree 5-yard pass from White (Septien kick)
Atl — Cain 1-yard run (Mazzetti kick)
Atl — Andrews 5-yard pass from Bartkowski (Mazzetti kick)
Dal — Newhouse 1-yard run (Septien kick)
Atl — Mazzetti 34-yard FG
Dal — Pearson 14-yard pass from White (Septien kick)
Dal — Pearson 23-yard pass from White (Kick failed)

	Atl	Dallas
First Downs	18	22
Net Yards Gained	349	422
Rushing Yardage	86	112
Passing Yardage	285	310
Passes Comp/Att/Int	18-33-1	25-40-1
Punts/Avg.	4-36.0	4-38.8
Fumbles/Lost	1/1	4/1
Penalties/Yards	4/48	6/72

Rushing

Falcons — Andrews 14-43, Cain 13-43.
Cowboys — Dorsett 10-51, Newhouse 6-31, White 4-1, P. Pearson 1-11, D. Pearson 1-9, Dupree 1-5.

Passing

Falcons — Bartkowski 18-33-1, 320 yds, 2 TD's.
Cowboys — White 25-39-1, 322 yds, 3 TD's.

Receiving

Falcons — Francis 6-66, Jenkins 4-155, Miller 3-48, Cain 2-20, Andrews 2-19, Jackson 1-12.
Cowboys — D. Pearson 2-19, Dorsett 5-40, Hill 4-53, P. Pearson 4-51, Springs 3-39, Dupree 2-19, Johnson 1-20.

NFC Divisional Playoff Minnesota 30, Atlanta 24

January 9, 1983
Hubert Humphrey Metrodome, 60,560

The Falcons' special teams were outstanding. On their first possession, Paul Davis blocked a punt which Doug Rogers recovered in the end zone for a TD. Minnesota added two field goals and a touchdown to lead 13-7 at halftime before the special unit struck again, this time kicker Mick Luckhurst scoring on a 17-yard run with a pitch from holder Mike Moroski to take a 14-13 lead. A few moments later, safety Bob Glazebrook intercepted a pass and returned it 35 yards for a score, giving the Falcons a 21-13 lead. The roof caved in, however, at that point with the Vikings rallying for 17 points while all Atlanta could muster the rest of the way was a FG.

MINNESOTA	3	10	3	14	30
ATLANTA	7	0	14	3	24

Scoring

Atl — Rogers fumble recovery (Luckhurst kick)
Minn — Danmeier 33-yard FG
Minn — White 36-yd pass from Kramer (Danmeier kick)
Minn — Danmeier 30-yard FG
Atl — Luckhurst 17-yard run (Luckhurst kick)
Atl — Glazebrook 35-yard INT return (Luckhurst kick)
Minn — Danmeier 39-yard FG
Minn — McCullum 11 pass from Kramer (Danmeier kick)
Atl — Luckhurst 41-yard FG
Minn — Brown 5-yard run (Danmeier kick)

	Atl	Minn
First Downs	14	24
Net Yards Gained	235	378
Rushing Yardage	120	125
Passing Yardage	115	253
Passes Comp/Att/Int	9-23-2	20-34-1
Punts/Avg.	5-42.6	5-32.0
Fumbles/Lost	1/0	4/0
Penalties/Yards	7/98	10/84

Rushing

Falcons — Andrews 11-48, Riggs 9-38, Cain 3-17, Luckhurst 1-17.

Vikings — Brown 23-81, Nelson 4-24, Kramer 8-13, Galbreath 6-10, S. White 1-(-3).

Passing

Falcons — Bartkowski 9-23-2, 134 yds.

Vikings — Kramer 20-34-1, 253 yds, 2 TD's.

Receiving

Falcons — Jenkins 2-52, Hodge 2-29, Riggs 2-16, Kreple 1-18, Cain 1-14, Jackson 1-5.

Vikings — Senser 6-81, McCullum 4-51, Galbreath 3-14, White 2-61, LeCount 2-24, Young 2-13, Brown 1-9.

PLAYOFF HISTORY

NFC Wild Card
Atlanta 27, New Orleans 20
 December 28, 1991
 Louisiana Superdome (68,794)

NFC Divisional Playoff
Washington 24, Atlanta 7
 January 3, 1992
 RFK Stadium (55,181)

Michael Haynes hauled in six passes for 144 yards and a pair of touchdowns from Chris Miller, including the go-head score late in the fourth quarter, helping the Falcons post their first ever playoff victory on the road. The Saints jumped out to a 10-0 lead before the Falcons stormed back, tying the game in the second quarter with a 24-yard TD reception by Andre Rison and a Norm Johnson 44-yard FG. The Saints answered with a Morten Andersen 35-yard FG before Haynes' 20-yard TD reception gave the Falcons a 17-13 lead late in the third. A one-yard TD run by Dalton Hilliard capped a 19-play, 80-yard drive that put New Orleans back on top, 20-17. But Johnson tied the game with a 36-yard FG with 6:27 to go. Atlanta's defense held, setting up the heroics by Haynes, who turned a 7-yard hitch pass into a 61-yard touchdown run.

Six Atlanta turnovers was too much to overcome in this divisional playoff matchup, played in the nation's capitol amidst 30 mph winds and a steady downpour of rain. Ricky Ervins (104 yds) paced Washington's rushing attack, which amassed 162 yards on the day. The Falcons, meanwhile, played without running backs Mike Rozier, Erric Pegram and Steve Broussard. Tracy Johnson's one-yard TD run late in the first half brought the Falcons to within 14-7 at intermission. But that was as close as they would come. After Chip Lohmiller connected on a 24-yard field goal midway through the third quarter, the Falcons drove 53 yards to Washington's 27 yard line, but came away empty, missing a 45-yard FG. Two possessions later, Washington padded its lead when Riggs scored his second touchdown, a one-yard plunge with 7:20 remaining, accounting for the final 24-7 advantage. Washington held the ball 36:08 to Atlanta's 23:52.

ATLANTA 0 10 7 10 27
 NEW ORLEANS 7 6 0 7 20

Scoring

NO — Turner 26-yard pass from Hebert (Andersen kick)
NO — Andersen 45-yard FG
Atl — Rison 24-yard pass from Miller (Johnson kick)
Atl — Johnson 44-yard FG
NO — Andersen 35-yard FG
Atl — Haynes 20-yard pass from Miller (Johnson kick)
NO — Hilliard 1-yard run (Andersen kick)
Atl — Johnson 36-yard FG
Atl — Haynes 61-yard pass from Miller (Johnson kick)

	Atl	N.O.
First Downs	20	23
Net Yards Gained	334	330
Rushes/Yards	22-79	22-65
Passing Yardage	255	265
Passes Comp/Att/Int	18-30-1	26-44-2
Sacked/Yards	5-36	1-8
Fumbles/Lost	3-1	2-1
Penalties/Yards	6-48	5-49

Rushing

Falcons — Rozier 7-35, Pegram 11-26, Miller 4-18.
Saints — McAfee 14-49, Hebert 1-9, Hilliard 4-5, Jordan 3-2.

Passing

Falcons — Miller 18-30-1, 291 yds, 3 TD's, Long 61.
Saints — Hebert 26-44-2, 273 yds, 1 TD, Long 26.

Receiving

Falcons — Haynes 6-144, Pritchard 5-63, Rison 4-56, Thomas 1-19, Pegram 1-5, Dixon 1-4.
Saints — Martin 7-83, Turner 5-75, Early 5-41, Hilliard 5-33, Carroll 2-23, Tice 1-13, Jordan 1-5.

WASHINGTON .. 0 14 3 7 24
 ATLANTA 0 7 0 0 7

Scoring

Wash — Ervins 17-yard run (Lohmiller kick)
Wash — Riggs 2-yard run (Lohmiller kick)
Atl — Johnson 1-yard run (Johnson kick)
Wash — Lohmiller 24-yard FG
Wash — Riggs 1-yard run

	Atl	Wash
First Downs	12	22
Net Yards Gained	193	332
Rushes/Yards	14-43	45-162
Passing Yardage	150	170
Passes Comp/Att/Int	17-32-4	14-29-1
Sacked/Yards	4-28	0-0
Fumbles/Lost	3-2	0-0
Penalties/Yards	3-19	4-23

Rushing

Falcons — Johnson 8-33, Chaffey 3-8, Pegram 3-2.

Redskins — Ervins 23-104, Byner 14-57, Riggs 4-7, Monk 1-(-2), Rypien 3-(-4).

Passing

Falcons — Miller 17-32-4, 178 yds, Long 17.

Redskins — Rypien 14-28-1, 170 yds, Long 26.

Receiving

Falcons — Rison 7-62, Pritchard 5-56, Dixon 2-19, Haynes 1-15, Thomas 1-15, Phillips 1-11.
Redskins — Clark 6-64, Monk 3-45, Sanders 1-26, Ervins 3-24, Byner 1-11.

PLAYOFF HISTORY

NFC Wild Card
Green Bay 37, Atlanta 20
 December 31, 1995
 Lambeau Field (60,453)

Jeff George threw for 366 yards and a pair of TD's, but it wasn't enough as Green Bay's big touchdown on a punt return and balanced offensive attack kept the Packers' playoff record unblemished at Lambeau Field. Edgar Bennett rushed for 108 yards, while Brett Favre hit on three touchdowns to lead the Pack offensively. Atlanta's offense outgained the Packers, 360-307, and scored the most points in a playoff game by an opponent in G.B. history. Behind most of the game, Atlanta was forced to pass in the muddy conditions of Lambeau Field, which had been covered and heated despite 30 degree weather conditions. The Falcons did strike first, however, on a 65-yard TD bomb from George to Eric Metcalf down the right sideline for a 7-0 lead. The Packers countered with four first-half touchdowns, including the 76-yard punt return by Antonio Freeman, to take a 27-10 halftime lead. Atlanta pulled within 10 points at 27-17 early in the fourth quarter on J.J. Birden's 27-yard TD catch from George. But Favre connected with Dorsey Levens on a perfect 18-yard touchdown strike in the right corner of the end zone mid way through the fourth quarter to ice the victory.

GREEN BAY	14	13	0	10	—	37
ATLANTA	7	3	0	10	—	20

Scoring

Atl - Metcalf 65-yard pass from George (Andersen kick)
GB - Bennett 8-yard run (Jacke kick)
GB - Brooks 14-yard pass from Favre (Jacke kick)
Atl - Andersen 31-yard FG
GB - Freeman 76-yard punt return (2-point att failed)
GB - Chmura 2-yard pass from Favre (Jacke kick)
Atl - Birden 27-yard pass from George (Andersen kick)
GB - Levens 18-yard pass from Favre (Jacke kick)
Atl - Andersen 22-yard FG
GB - Jacke 25-yard FG

Team Statistics

	Atl	G.B.
First Downs	18	23
Total Yardage	360	307
Rushes/Yards	10-21	29-117
Passing Yardage	366	199
Passes Comp/Att/Int	30-54-2	24-35-0
Sacked/Yards	3-27	1-9
Penalties/Yards	5-67	5-36
Fumbles/Lost	1-0	0-0

Rushing

Falcons: Heyward 9-21, George 1-0.
Packers: Bennett 24-108, Levens 2-12, Favre 3- (-3).

Passing

Falcons: George 30-54-2, 366 yds, 2 TD's, Long 65.
Packers: Favre 24-35-0, 199 yds, 3 TD's, Long 20.

Receiving

Falcons: Metcalf 8-114, Birden 6-64, Emanuel 6-62, Mathis 5-93, Heyward 3-20, Brown 1-14, Lyons 1-(-1).
Packers: Brooks 7-73, Morgan 4-36, Jackson 3-23, Bennett 3-11, Levens 2-19, Chmura 2-15, Freeman 1-14, Henderson 1-4.

NFC Divisional Playoff
Atlanta 20, San Francisco 18
 January 9, 1999
 Georgia Dome (70,262)

With Coach Dan Reeves back on the sidelines for the first time since open-heart surgery on December 14, the Falcons rallied around his presence and 70,000 screaming fans to win their 10th straight game and advance on to the NFC title game. Atlanta did what they had done all year to win. They ran the ball (136 yards) and stopped the run (55 yards). They controlled the tempo (32:43 time advantage) and they took the ball away on defense (3 interceptions). Atlanta took control in the first quarter with a 36-yard punt return by Tim Dwight setting the offense up 38 yards from the end zone. Four Jamal Anderson runs and a Chandler pass covered that territory and the Falcons led 7-0 with 6:25 left in the 1st. The Falcons defense did not allow a first down until the second quarter and then the offense pounded out an 82-yard drive to go up 14-0. The TD came on a spectacular 34-yard run by Anderson as he dove the final five yards to fly into the end zone for the 14-0 advantage. When the 49ers tried a lateral play, the ball came loose and Chuck Smith returned it for an apparent TD. Then, the referees said no TD, but Falcons ball at the spot of recovery. Then, later they said no TD, no recovery, and still San Francisco ball. The 49ers capitalized on that opportunity as Steve Young and Jerry Rice connected on a 17-yard play to make it 14-7. In the 3rd quarter, Eugene Robinson intercepted Young at the 3 and returned it 77 yards to set up a Falcons FG and make it 17-10 after three periods. Early in the 4th, safety William White did the honors with an interception and set up another Morten Andersen FG and a 20-10 Falcons lead. San Francisco marched for a TD with 2:57 left in the game and when the snap was bad, ended up converting a two-point PAT. Atlanta ground out six running plays to move the clock down to 38 seconds and then the defense finished with an interception to end the game. This was the Falcons first playoff win since 1991 at New Orleans and their first home playoff game since the 1980 season.

SAN FRANCISCO ..0	10	0	8	—	18
ATLANTA	7	3	3	—	20

Scoring

Atl - Anderson 2-run (Andersen kick)
Atl - Andersen 34-run (Andersen kick)
SF - Rice 17-pass from Young (Richey kick)
SF - Richey 36 FG
Atl - Andersen 29 FG
Atl - Andersen 32 FG
SF - Young 8-run (Clark pass from Detmer)

Team Statistics

	S.F.	ATL
First Downs	15	16
Total Yardage	343	289
Rushes/Yards	20-55	33-136
Passing Yardage	288	153
Comp/Att/Int	23-37-3	13-19-1
Sacked/Yards	1-1	2-16
Penalties/Yards	8-47	6-51
Fumbles/Lost	2-0	0-0

Rushing

49ers - Kirby 9-31, Young 6-19, Hearst 1-7, Edwards 3-4, Levy 1-(-6)
Falcons - Anderson 29-113, Downs 1-16, Chandler 3-7

Passing

49ers - Young 23-37-3, 289 yds, 1 TD, long 38
Falcons - Chandler 13-19, 169 yds., 1 TD, long 22

Receiving

49ers - Owens 8-73, Stokes 5-76, Rice 3-63 1 TD, Levy 2-58, Kirby 2-7
Falcons - Mathis 5-71, Martin 4-63, Kozlowski 2-3, Harris 1-22, Anderson 1-10

PLAYOFF HISTORY

NFC Championship
Atlanta 30, Minnesota 27 Overtime
 January 17, 1999
 Metrodome (64,060)

Super Bowl XXXIII
Denver 34, Atlanta 19
 January 31, 1999
 Pro Player Stadium (74,803)

In a game that will go down in NFL playoff history as one of the most memorable ever, the underdog Atlanta Falcons fought back from a 10-point 4th quarter deficit to win the NFC title on the road in an overtime thriller. The Falcons defense rose to stop the NFL's record-breaking offensive team on their final six possessions as the offense kept battling before the loudest crowd in the NFL. The composed Falcons didn't let the crowd effect them, having no penalties for false starts or offsides. Atlanta's offense stole the headlines, outgaining the Vikings 427-356, and outscoring them. Chris Chandler was the star with 27-43 passing for 340 yards, 3 TD's and no Int's. Dan Reeves' Falcons were well-prepared for the hostile environment, marching 12 plays for 76 yards and a TD to go up 7-0 before the Vikings ever got their hands on the ball. After two uncharacteristic turnovers, the Falcons dug themselves a 20-7 hole in the 2nd quarter. With 1:08 left in the first half, DE Chuck Smith made the play to fire up the Falcons. He batted the ball from Randall Cunningham's arm and the Falcons recovered at the 14. A TD pass from Chandler-to-Mathis made it 20-14. The Falcons narrowed it to 20-17 after three periods. Minnesota scored their final time with 13:41 left in the 4th quarter to up the lead to 27-17. Chandler's 70-yard bomb to Martin set up a quick FG to make it 27-20 with 11:02 left. Atlanta knew it was their day when kicker Gary Anderson, who had not missed a kick all year, drilled a 38-yarder wide left with just 2:07 left in the game. Chandler rolled left and blazed a bullet into Terance Mathis' chest in the end zone from 16 yards out with 49 seconds left and Andersen's PAT tied the game. With 8:28 left in OT, the Falcons had to start at their own 9-yard line as it appeared momentum was swinging Minnesota's way. The spot for Morten Andersen was 38 yards at almost the exact, identical spot where Gary Anderson had missed. With 11:52 elapsed in OT and 71:52 total time played, Andersen kicked the Falcons into the Super Bowl.

ATLANTA	7	3	10	3	3	—	30
MINNESOTA	13	0	7	0	—	27	

Scoring

Atl - Anderson 5-pass from Chandler (Andersen kick)
Minn - Moss 31-pass from Cunningham (Anderson kick)
Minn - Anderson 29 FG
Minn - Cunningham 1-run (Anderson kick)
Minn - Anderson 35 FG
Atl - Mathis 14-pass from Chandler (Andersen kick)
Atl - Andersen 27 FG
Minn - Hachette 5 pass from Cunningham (Anderson kick)
Atl - Andersen 24 FG
Atl - Mathis 16-pass from Chandler (Andersen kick)
Atl - Andersen 38 FG

Team Statistics

	Atl	Minn
First Downs	25	26
Total Yardage	427	356
Rushes/Yards	29-110	34-102
Passing Yardage	317	254
Comp/Att/Int	27-43-0	29-48-0
Sacked-Yards	3-23	3-12
Penalties-Yards	4-65	6-30
Fumbles-Lost	2-3	3-2

Rushing

Falcons - Anderson 23-67, Dwight 3-28, Chandler 2-15
Vikings - Smith 21-71, Cunningham 6-13, 1 TD, Hoard 6-10, Evans 1-8.

Passing

Falcons - Chandler 27-43-0, 340 yards, 3 TD, long 70
Vikings - Cunningham 29-48-0, 266 yards, 2 TD, long 31

Receiving

Falcons - Mathis 6-73, 2 TD, Anderson 6-33, Martin 5-129, Santiago 3-54, Kozlowski 3-11, Harris 1-29.
Vikings - Moss 6-75, 1 TD, Carter 6-67, Glover 4-34, Hachette 4-34 1 TD, Hoard 3-23.

Almost all the Falcons traditional factors for success in the 16-win season could not be duplicated in Super Bowl XXXIII in Miami. Before the 74,000 fans and over a hundred million TV viewers, the Falcons came out ready to play the biggest game in franchise history. They took the opening kickoff and put together a 10-play drive down to the Broncos 8, but had to settle for a field goal. Denver responded with an 80-yard drive of their own (41 on a pass to Rod Smith) as they took a 7-3 first quarter lead. Then, a crucial part of the game swung momentum. The Falcons passing game had moved the team back into scoring position with 1-10 at the Broncos 15. Jamal ran twice for seven yards to set up 3rd and 3, but a pass in the end zone to Tim Dwight was deflected. That set up a 26-yard FG that Morten Andersen amazingly missed with 5 minutes left in the half. Immediately, Denver seized the opportunity on the stunned Falcons and connected on an 80-yard TD bomb that quickly made it 17-3. Dwight returned the kick 42 yards to Denver's 49-yard line. A couple passes and the Falcons again had a 1-10 at the Broncos 16. Two passes were incomplete and once again the Falcons had to settle for just a FG to narrow the gap to 17-6. When the Broncos missed a FG on their opening drive of the second half, Falcons fans had that feeling from the Minnesota game that there was still time for a rally. But Denver's defense picked off passes at the 30 and the 18 to kill two scoring drives by the Falcons in the third quarter. And, then on the first possession of the 4th quarter, Chris Chandler was again picked at the 2-yard line and the Broncos converted for another TD.

DENVER	7	10	0	17	—	34
ATLANTA	3	3	0	13	—	19

Scoring

Atl - Andersen 32-yard field goal
Den - Griffith 1-yard run (Elam kick)
Den - Elam 26-yard field goal
Den - Smith 80-yard pass from Elway (Elam kick)
Atl - Andersen 28-yard field goal
Atl - Griffith 1-yard run (Elam kick)
Den - Elway 3-yard run (Elam kick)
Atl - Dwight 94-yard kickoff return (Andersen kick)
Den - Elam 37-yard field goal
Atl - Mathis 3-yard pass from Chandler (two-point attempt failed)

Team Statistics

	Den	Atl
First Downs	22	21
Total Yardage	457	337
Rushes/Yards	36-121	23-131
Passing Yardage	336	206
Passes Comp/Att/Int	18-29-1	19-35-3
Sacked/Yards	0-0	2-13
Penalties/Yards	4-61	0-0
Fumbles/Lost	0-0	1-1

Rushing

Broncos: Davis 25-102, Griffith 4-9, Loville 2-8, Elway 3-2, Smith 1-1, Brister 1(-1).
Falcons: Anderson 18-96, Chandler 4-30, Dwight 1-5.

Passing

Broncos: Elway 18-29-1, 336 yds., 1 TD, long 80.
Falcons: Chandler 19-35-3, 219 yds., 1 TD, long 30.

Receiving

Broncos: Smith 5-152, McCaffrey 5-72, Chamberlain 3-29, Davis 2-50, Sharpe 2-26, Griffith 1-7.
Falcons: Mathis 7-85, Martin 5-79, Anderson 3-16, Harris 2-21, O.J. Santiago 1-13, Kozlowski 1-5.

Playoff Records, All-Time

By Falcons

34 yards (TD), Jamal Anderson vs. S.F., 1-9-99
21 yards, Tim Dwight at Minn., 1-17-99

Vs. Falcons

21 yards, Scott Laidlaw at Dallas, 12-30-78
18 yards, Robert Newhouse vs Dallas 1-4-81

Longest Rush

By Falcons

30 at Minnesota, 1-17-99
27 at New Orleans, 12-28-91
27 vs. Dallas, 1-4-81

Vs. Falcons

37 at Green Bay, 12-31-95
34 vs. Denver, 1-31-99
30 at Minnesota, 1-9-83
30 vs. Dallas, 1-4-81

Most Points Scored by Team

Most Combined Points Scored by Both Teams

57 - (Atlanta 30, Minnesota 27), 1-17-99
57 - (Dallas 30, Atlanta 27), 1-4-81
57 - (Green Bay 37, Atlanta 20), 12-31-95

By Falcons

70 yards, QB Chris Chandler at Minnesota, 1-17-99
651 yards, QB Jeff George at Green Bay, 12-31-95
611 yards, QB Chris Miller at New Orleans, 12-28-91
60t yards, QB Steve Bartkowski vs Dallas, 1-4-81

Vs. Falcons

80t yards, QB John Elway vs. Denver, 1-31-99
39 yards, QB Roger Staubach at Dallas, 12-30-78
36t yards, QB Tommy Kramer at Minn., 1-9-83

Longest Pass

Longest Reception

By Falcons

70 yards, WR Tony Martin at Minnesota, 1-17-99
65t yards, WR Eric Metcalf at Green Bay, 12-31-95
611 yards, WR Michael Haynes at NO, 12-28-91
60t yards, WR Alfred Jenkins vs Dallas, 1-4-81

Vs. Falcons

80t yards, WR Rod Smith vs. Denver, 1-31-99
39 yards, WR Drew Pearson at Dallas, 12-30-78
36t yards, WR Sammy White at Minn., 1-9-83

Most Receiving Yards by Individual

By Falcons

155 yards, WR Alfred Jenkins vs Dallas, 1-4-81
144 yards, WR Michael Haynes at N.O., 12-28-91
135 yards, WR Wallace Francis vs Phil., 12-24-78
129 yards, WR Tony Martin at Minn., 1-17-99
114 yards, WR Eric Metcalf at Green Bay, 12-31-95

Vs. Falcons

152 yards, WR Rod Smith vs. Denv., 1-31-99
108 yards, WR Charles Smith vs Phil, 12-24-78

Longest Field Goal

By Falcons

44 yards, K Norm Johnson at NO, 12-28-91
42 yards, K Tim Mazzetti at Dallas, 12-30-78

Vs. Falcons

48 yards, K Rafael Septien at Dallas, 12-30-78
45 yards, K Chip Lohmiller at Wash., 1-3-92
45 yards, K Morten Andersen at N.O., 12-28-91

Most Yards Rushing

By Falcons

113 yards, Jamal Anderson vs. S.F. 1-9-99
96 yards, Jamal Anderson vs Denver 1-31-99

Vs. Falcons

108 yards, Edgar Bennett at Green Bay 12-31-95
102 yards, Terrell Davis vs. Denv., 1-31-99

Most Rushes

By Falcons

29, RB Jamal Anderson vs. S.F., 1-9-99
23, RB Jamal Anderson at Minn., 1-17-99

Vs. Falcons

25, RB Terrell Davis vs. Denver, 1-31-99
24, RB Edgar Bennett at Green Bay, 12-31-95

Most Receptions

By Falcons

8, WR Eric Metcalf at Green Bay, 12-31-95
7, WR Andre Rison at Washington, 1-4-92
7, WR Terance Mathis vs. Denver, 1-31-99

Vs. Falcons

8, WR Terrell Owens vs. S.F., 1-9-99
7, WR Eric Martin at New Orleans, 12-28-91
7, WR Charles Smith vs Philadelphia, 12-24-78
7, WR Robert Brooks at Green Bay, 12-31-95

Most Pass Attempts

By Falcons

54, QB Jeff George at Green Bay, 12-31-95
43, QB Chris Chandler at Minn., 1-17-99

Vs. Falcons

48, QB Randall Cunningham vs. Minn., 1-17-99
44, QB Bobby Hebert at New Orleans, 12-28-91

Most Pass Completions

By Falcons

30, QB Jeff George at Green Bay, 12-31-95
27, QB Chris Chandler at Minn., 1-17-99

Vs. Falcons

29, QB Randall Cunningham vs. Minn., 1-17-99
26, QB Bobby Hebert at New Orleans, 12-28-91

Most Total Yards Gained

By Falcons

427 yards, at Minnesota, 1-17-99
360 yards, at Green Bay, 12-31-95
349 yards, vs Dallas, 1-4-81

Vs. Falcons

457 yards, vs. Denver, 1-31-99
422 yards, vs Dallas, 1-4-81
378 yards, at Minnesota, 1-9-83

Most Rushing Yards, Team

By Falcons

164 yards, at Dallas, 12-30-78
136 yards, vs. S.F., 1-9-99

Vs. Falcons

162 yards, at Washington, 1-4-92
148 yards, at Dallas, 12-30-78

Most Rushing Touchdowns

By Falcons

2, vs. S.F., 1-9-99
1, Four times, Last time at Wash., 1-4-92

Vs. Falcons

3, vs. Denver, 1-31-99
3, at Washington, 1-4-92

PLAYOFF RECORDS, ALL-TIME

Most Passing Yards

By Falcons

366 yards, QB Jeff George at Green Bay, 12-31-95
340 yards, QB Chris Chandler at Minn., 1-17-99

Vs. Falcons

336 yards, QB John Elway vs. Denver, 1-31-99
322 yards, QB Danny White vs. Dallas, 1-4-81

Most Passing Touchdowns

By Falcons

3, QB Chris Chandler at Minn., 1-17-99
3, QB Chris Miller at New Orleans, 12-28-91

Vs. Falcons

3, QB Danny White vs. Dallas, 1-4-81
3, QB Brett Favre at Green Bay, 12-31-95

Most Interceptions

By Falcons

4, QB Chris Miller at Washington, 1-4-92
3, QB Chris Chandler vs. Denver, 1-31-99
3, QB Steve Bartkowski at Dallas 12-30-78

Vs. Falcons

3, QB Steve Young vs. 49ers, 1-9-99
2, QB Bobby Hebert at New Orleans, 12-28-91

Most First Downs

By Falcons

25, at Minnesota, 1-17-99
20, at New Orleans, 12-28-91

Vs. Falcons

26, at Minnesota, 1-31-99
26, at Dallas, 12-30-78

Most Field Goals

By Falcons

3, at Minnesota, 1-17-99
2, at Green Bay, 12-31-95
2, at New Orleans, 12-28-91
2, vs. Dallas, 1-4-81
2, at Dallas, 12-30-78

Vs. Falcons

3, at Minnesota, 1-9-83

Blocked Field Goals

By Falcons

NEVER

Vs. Falcons

1, at New Orleans, 12-28-91

Returns for Touchdowns

By Falcons

35 yard INT, S Bob Glazebrook, at Minn, 1-9-83
0 yard Fumble, DE Doug Rogers, at Minn, 1-9-83

Vs. Falcons

76 yard Punt, WR Antonio Freeman, at GB, 12-31-95

Longest Interception Return

By Falcons

77 yards, Eugene Robinson vs. S.F., 1-9-99
35t yards, S Bob Glazebrook at Minnesota, 1-9-83

Vs. Falcons

58 yards, Darrien Gordon vs. Denver, 1-31-99
50 yards, Darrien Gordon vs. Denver, 1-31-99

Longest Kickoff Return

By Falcons

94t yards, Tim Dwight vs. Denver, 1-31-99
39 yards, Reggie Smith vs. Dallas, 1-4-81

Vs. Falcons

42 yards, Antonio Freeman at GB, 12-31-95
39 yards, Fred McAfee at New Orleans, 12-28-91

Longest Punt Return

By Falcons

36 yards, Tim Dwight vs. S.F., 1-9-99

Vs. Falcons

76 yards, Antonio Freeman, at GB 12-31-95

Most Tackles (from Play-by-Play)

By Falcons

11, Jessie Tuggle at Minn., 1-17-99
10, Fulton Kuykendall at Minn., 1-9-83
10, Kenny Johnson vs Dallas, 1-4-81

Most QB Sacks, Game

By Falcons

1.5, Jeff Yeates vs Philadelphia, 12-24-78
1.0, Nine Times, Last by Randy Fuller, Lester Archambeau, and Chuck Smith at Minn., 1-17-99

Most Interceptions, Game

By Falcons

2, William White vs. S.F., 1-9-99

Most Punts

By Falcons

7, John James vs Philadelphia, 12-24-78

Vs. Falcons

9, Mike Michel vs Philadelphia, 12-24-78

Best Punting Average

By Falcons

44.8, Dan Stryzinski (4-179) at Minn., 1-17-99

Vs. Falcons

54.0, Tommy Barnhardt (3-162) at N.O., 12-28-91

Longest Punt

By Falcons

56 yards, Dan Stryzinski at Minn., 1-17-99

Vs. Falcons

63 yards, Mitch Berger at Minn., 1-17-99

Most Penalties

By Falcons

7-98, at Minnesota, 1-9-83
7-69, at Dallas, 12-30-78

Vs. Falcons

10-84, at Minnesota, 1-9-83

Time of Possession

By Falcons

35:04 at Minnesota, 1-17-99

Vs. Falcons

38:43 at Minnesota, 1-9-83
36:48 at Minnesota, 1-17-99

Most Takeaways

By Falcons

4, at Dallas, 12-30-78
3, at New Orleans, 12-28-91

Most Turnovers

By Falcons

6, at Washington, 1-3-92
5, vs Philadelphia, 12-24-78

Attendance

Home

70,262 vs. S.F., 1-9-99
60,022 vs Dallas, 1-4-81

Away

74,803 vs. Denver, 1-31-99
68,794 at New Orleans, 12-28-91
64,060 at Minnesota, 1-17-99

ATLANTA
FALCONS



ADDITIONAL INFORMATION



GEORGIA DOME FACTS & FIGURES

Capacity: 71,228

Club Seats: 5,674

Suites: 203 (16 or 24 seats)

Cost: \$210 million

Financed: hotel/motel tax, no tax payer money

Groundbreaking: 11-22-89

Owned by: State of Georgia

Managed: World Congress Center

Construction: 859 days to build, covers 8.6 acres, 275 feet tall (27 stories)

Fact: Largest cable-supported Dome in world with a translucent teflon roof to allow natural lighting

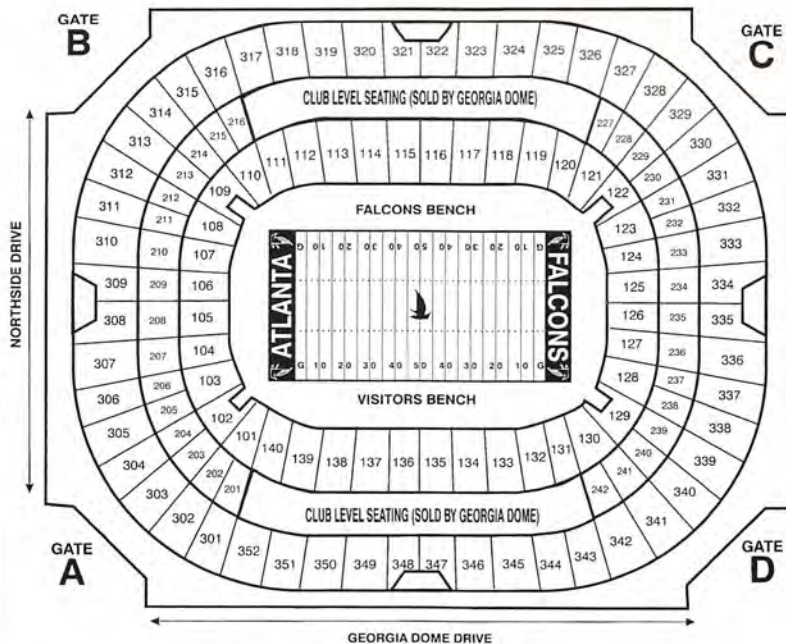
First Preseason Game: 8-23-92

Falcons 20, Eagles 10

First Regular-Season Game: 9-6-92

Falcons 20, Jets 17

GEORGIA DOME



ATTENDANCE INFORMATION

Year	Home Avg.	Home Rec.	Road Avg.	Road Rec.	Total Avg	Overall
1966	52,017	1-6	49,292	2-5	50,654	3-11
1967	46,977	1-5-1	53,082	0-7	50,030	1-12-1
1968	42,501	1-6	48,985	1-6	45,743	2-12
1969	47,832	4-3	51,723	2-5	49,777	6-8
1970	51,854	3-4	57,381	1-4-2	54,617	4-8-2
1971	54,589	4-3	59,866	3-3-1	57,228	7-6-1
1972	51,974	4-3	60,033	3-4	56,004	7-7
1973	49,656	4-3	57,038	5-2	53,347	9-5
1974	37,858	2-5	55,397	1-6	46,627	3-11
1975	40,723	3-4	50,183	1-6	45,453	4-10
1976	37,874	3-4	47,831	1-6	42,853	4-10
1977	50,060	4-3	44,157	3-4	47,108	7-7
1978	54,366	7-1	46,072	2-6	50,219	9-7
1979	50,957	3-5	54,391	3-5	52,674	6-10
1980	55,182	6-2	56,444	6-2	55,813	12-4
1981	52,410	4-4	61,799	3-5	57,104	7-9
1982	43,530	2-3	62,409	3-1	51,920	5-4
1983	41,670	4-4	55,718	3-5	48,694	7-9
1984	39,044	2-6	51,523	2-6	43,283	4-12
1985	34,017	3-5	51,571	1-7	42,794	4-12
1986	48,740	2-5-1	54,392	5-3	51,566	7-8-1
1987	23,727	2-6	42,928	1-6	35,549	3-12
1988	33,477	2-6	51,336	3-5	41,406	5-11
1989	40,069	3-5	52,768	0-8	46,418	3-13
1990	49,357	5-3	54,692	0-8	52,024	5-11
1991	50,366	6-2	54,200	4-4	52,496	10-6
1992	63,283	5-3	59,400	1-7	61,342	6-10
1993	57,079	4-4	59,669	2-6	58,374	6-10
1994	57,313	5-3	54,639	2-6	55,976	7-9
1995	52,388	7-1	57,746	2-6	55,067	9-7
1996	41,955	2-6	57,911	1-7	49,933	3-13
1997	48,033	3-5	54,643	4-4	51,338	7-9
1998	58,130	8-0	63,344	6-2	60,737	14-2
1999	57,615	4-4	62,084	1-7	59,850	5-11
2000	52,852	3-5	67,721	1-7	60,287	4-12
2001	54,251	3-5	61,258	4-4	57,890	7-9

TOP HOME CROWDS

Attendance	Opponent	Date	Score
70,452	Dallas	11-11-01	20-13
70,262	San Francisco	1-9-99	*20-18
70,097	Tampa Bay	11-5-00	14-27
70,089	Dallas	10-29-95	13-28
69,828	San Francisco	11-15-98	31-19
69,754	Miami	12-27-98	38-16
69,555	Minnesota	9-12-99	14-17
68,826	New Orleans	12-9-01	10-28
68,466	Jacksonville	11-7-99	7-30
67,404	San Francisco	11-9-92	3-41
67,357	Kansas City	9-18-94	10-30
67,337	Dallas	11-21-93	27-14

* Playoff game

TOP ROAD CROWDS

Attendance	Opponent	Date	Score
83,437	New Orleans	11-26-67	24-27
80,004	Buffalo	11-22-92	14-41
78,283	Cleveland	9-27-81	17-28
77,042	New Orleans	9-20-70	14-3
76,825	Cleveland	10-31-71	31-14
75,954	New Orleans	12-19-71	24-20
75,446	Denver	9-10-00	14-42
75,287	Denver	10-16-88	14-30

CORPORATE HEADQUARTERS & TRAINING FACILITY



The Atlanta Falcons began a new chapter in team history with the club's first practice at its new team headquarters in Flowery Branch, Georgia on August 10, 2000. The Falcons entered the NFL in 1966 and trained in Atlanta at Fulton-County Stadium. The club moved to a practice facility in Suwanee, Georgia in 1978, where they remained until moving to Flowery Branch.

The Falcons Corporate Headquarters and Training Facility is situated on 50 acres in the rapidly expanding Hall County. It includes a 75,000 square foot, two-story corporate headquarters, a 96,000 square foot, 100-yard indoor practice facility and three standard outdoor practice fields along with all associated parking for employees, coaches, players and media.

The ground floor of the Headquarters houses the locker room, trainer's room, weight and conditioning room, player's lounge, public relations office and media and press conference rooms, player's meeting rooms, including a large auditorium-styled team meeting room, video department and a lobby and reception room with a special Falcons memorabilia room.

The second level houses the administrative offices, coaches offices and conference rooms.

NATIONAL TV GAMES

FALCONS ON MONDAY NIGHT

Overall: 6-17

Home: 5-8

Away: 1-9

<u>DATE</u>	<u>OPPONENT</u>	<u>SCORE</u>
11-30-70	vs. Miami	7-20 (L)
11-22-71	vs. Green Bay	28-21 (W)
11-20-72	at Washington	13-24 (L)
10-1-73	at Detroit	6-31 (L)
11-19-73	vs. Minnesota	20-14 (W)
10-28-74	at Pittsburgh	17-24 (L)
10-30-78	vs. LA Rams	15-7 (W)
9-10-79	at Philadelphia	14-10 (W)
10-29-79	vs. Seattle	28-31 (L)
11-19-79	at LA Rams	14-20 (L)
10-5-81	at Philadelphia	13-16 (L)
11-23-81	vs. Minnesota	31-30 (W)
12-14-81	at LA Rams	16-21 (L)
11-14-83	vs. LA Rams	13-36 (L)
10-22-84	vs. LA Rams	10-24 (L)
11-5-84	at Washington	14-27 (L)
11-9-92	vs. San Francisco	3-41 (L)
12-21-92	vs. Dallas	17-41 (L)
9-27-93	vs. Pittsburgh	17-45 (L)
12-2-96	vs. San Francisco	10-34 (L)
9-20-99	at Dallas	7-24 (L)
10-25-99	at Pittsburgh	9-13 (L)
1-3-00	vs. San Francisco	34-29 (W)

FALCONS ON SUNDAY NIGHT

Overall: 4-6

Home: 1-3

Away: 3-3

<u>DATE</u>	<u>OPPONENT</u>	<u>SCORE</u>	
12-19-82	at San Francisco	17-7 (W)	TNT
10-28-80	vs. Cincinnati	38-17 (W)	TNT
11-24-91	at New Orleans	23-20 (W) OT	ESPN
9-18-94	vs. Kansas City	10-30 (L)	TNT
12-11-94	vs. New Orleans	20-29 (L)	ESPN
9-22-96	vs. Philadelphia	18-33 (L)	TNT
10-26-97	at Carolina	12-21 (L)	ESPN
10-11-98	at Giants	34-20 (W)	ESPN
11-28-99	at Carolina	28-34 (L)	ESPN
10-1-00	at Philadelphia	10-38(L)	ESPN

FALCONS ON THURSDAY NIGHT

Overall: 1-2

Home: 1-0

Away: 0-2

<u>DATE</u>	<u>OPPONENT</u>	<u>SCORE</u>
12-3-92	at New Orleans	14-22 (L)
10-14-93	vs. LA Rams	30-24 (W)
10-12-95	at St. Louis	19-21 (L)

OVERTIME FINISHES

Franchise Record: 7-12-1

- 2001: San Francisco 16, Atlanta 13** - The Falcons led 13-3 to begin the fourth quarter but three big plays by the 49ers turned the tide. The deciding play was a QB Jeff Garcia to WR Tai Streets connection that gained 52 yards in overtime that set-up a K Jose Cortez 24-yard field goal for the win.
- San Francisco 37, Atlanta 31** - San Francisco defeated Atlanta for the second time in overtime when WR Terrell Owens caught a 52-yard touchdown pass for the win. The Falcons again led for most of the contest only to fall in the extra period.
- 1999: Baltimore 19, Atlanta 13** — Ravens QB Stoney Casey connected with WR Justin Armour for a 54-yard touchdown pass midway through the overtime period to help Baltimore erase a 13-3 deficit in the first-ever meeting between the clubs.
- 1995: Arizona 40, Atlanta 37** — A 28-yard FG by Arizona's Greg Davis ended a mistake-plagued game for the Falcons, who turned ball over four times.
- Atlanta 27, New Orleans 24** — Morten Andersen booted the game-winner from 21 yards out in his first return to New Orleans as a Falcon.
- Atlanta 23, Carolina 20** — Morten Andersen's 35-yard FG defeated the Panthers in their first regular-season game in franchise history.
- 1994: Detroit 31, Atlanta 28** — Jason Hanson's 37-yard overtime FG defeated the Falcons, who missed a game-winning 52-yard FG attempt with one second remaining in regulation.
- 1991: Atlanta 23, New Orleans 20** — Norm Johnson's 50-yard FG with 2:37 remaining sealed victory.
- 1986: Atlanta 23, Tampa Bay 20** — Mick Luckhurst's 34-yard FG as time expired set up his game-winning 34-yard kick with 6:29 elapsed.
- Atlanta 10, San Francisco 10** — Sylvester Stamps raced 39 yards with a Dave Archer pass, tying the game with 1:27 remaining. But neither team was able to score, creating the first OT tie in Falcon history.
- 1985: Philadelphia 23, Atlanta 17** — Mick Quick hauled in a 99-yard TD pass from Ron Jaworski for the win.
- 1984: Detroit 27, Atlanta 24** — Eddie Murray booted a 48-yard field goal after the Lions won the coin toss.
- 1983: Atlanta 47, Green Bay 41** — Kenny Johnson intercepted a Lynn Dickey pass, returning it 31 yards for the winning score.
- New York Giants 16, Atlanta 13** — Ali Haji-Sheikh kicked the game-winning 30-yard field goal.
- 1981: New York Giants 27, Atlanta 24** — Joe Danelo booted a 40-yard field goal after Atlanta fumbled on the first play of its second possession.
- 1980: Atlanta 33, St. Louis 27** — Ray Strong rambled 21 yards for TD 4:42 into overtime.
- Los Angeles Rams 20, Atlanta 17** — Frank Carol kicked a 23-yard field goal following a sack and fumble by Steve Bartkowski.
- 1979: Atlanta 40, New Orleans 34** — James Mayberry caught a desperation pass by NO punter Russell Erxleben, who had chased errant snap into end zone.
- Denver 20, Atlanta 17** — Jim Turner kicked the game-winning 24-yard FG after Tim Mazzetti missed a 31-yarder with 22 seconds left in regulation.
- 1975: Oakland 37, Atlanta 34** — George Blanda connects on a 36-yard field goal with just two seconds remaining in overtime.

NATIONAL TV GAMES

FALCONS ON MONDAY NIGHT

Overall: 6-17

Home: 5-8

Away: 1-9

<u>DATE</u>	<u>OPPONENT</u>	<u>SCORE</u>
11-30-70	vs. Miami	7-20 (L)
11-22-71	vs. Green Bay	28-21 (W)
11-20-72	at Washington	13-24 (L)
10-1-73	at Detroit	6-31 (L)
11-19-73	vs. Minnesota	20-14 (W)
10-28-74	at Pittsburgh	17-24 (L)
10-30-78	vs. LA Rams	15-7 (W)
9-10-79	at Philadelphia	14-10 (W)
10-29-79	vs. Seattle	28-31 (L)
11-19-79	at LA Rams	14-20 (L)
10-5-81	at Philadelphia	13-16 (L)
11-23-81	vs. Minnesota	31-30 (W)
12-14-81	at LA Rams	16-21 (L)
11-14-83	vs. LA Rams	13-36 (L)
10-22-84	vs. LA Rams	10-24 (L)
11-5-84	at Washington	14-27 (L)
11-9-92	vs. San Francisco	3-41 (L)
12-21-92	vs. Dallas	17-41 (L)
9-27-93	vs. Pittsburgh	17-45 (L)
12-2-96	vs. San Francisco	10-34 (L)
9-20-99	at Dallas	7-24 (L)
10-25-99	at Pittsburgh	9-13 (L)
1-3-00	vs. San Francisco	34-29 (W)

FALCONS ON SUNDAY NIGHT

Overall: 4-6

Home: 1-3

Away: 3-3

<u>DATE</u>	<u>OPPONENT</u>	<u>SCORE</u>	
12-19-82	at San Francisco	17-7 (W)	TNT
10-28-90	vs. Cincinnati	38-17 (W)	TNT
11-24-91	at New Orleans	23-20 (W) OT	ESPN
9-18-94	vs. Kansas City	10-30 (L)	TNT
12-11-94	vs. New Orleans	20-29 (L)	ESPN
9-22-96	vs. Philadelphia	18-33 (L)	TNT
10-26-97	at Carolina	12-21 (L)	ESPN
10-11-98	at Giants	34-20 (W)	ESPN
11-28-99	at Carolina	28-34 (L)	ESPN
10-1-00	at Philadelphia	10-38(L)	ESPN

FALCONS ON THURSDAY NIGHT

Overall: 1-2

Home: 1-0

Away: 0-2

<u>DATE</u>	<u>OPPONENT</u>	<u>SCORE</u>
12-3-92	at New Orleans	14-22 (L)
10-14-93	vs. LA Rams	30-24 (W)
10-12-95	at St. Louis	19-21 (L)

OVERTIME FINISHES

Franchise Record: 7-12-1

- 2001: San Francisco 16, Atlanta 13** - The Falcons led 13-3 to begin the fourth quarter but three big plays by the 49ers turned the tide. The deciding play was a QB Jeff Garcia to WR Tai Streets connection that gained 52 yards in overtime that set-up a K Jose Cortez 24-yard field goal for the win.
- San Francisco 37, Atlanta 31** - San Francisco defeated Atlanta for the second time in overtime when WR Terrell Owens caught a 52-yard touchdown pass for the win. The Falcons again led for most of the contest only to fall in the extra period.
- 1999: Baltimore 19, Atlanta 13** — Ravens QB Stoney Casey connected with WR Justin Armour for a 54-yard touchdown pass midway through the overtime period to help Baltimore erase a 13-3 deficit in the first-ever meeting between the clubs.
- 1995: Arizona 40, Atlanta 37** — A 28-yard FG by Arizona's Greg Davis ended a mistake-plagued game for the Falcons, who turned ball over four times.
- Atlanta 27, New Orleans 24** — Morten Andersen booted the game-winner from 21 yards out in his first return to New Orleans as a Falcon.
- Atlanta 23, Carolina 20** — Morten Andersen's 35-yard FG defeated the Panthers in their first regular-season game in franchise history.
- 1994: Detroit 31, Atlanta 28** — Jason Hanson's 37-yard overtime FG defeated the Falcons, who missed a game-winning 52-yard FG attempt with one second remaining in regulation.
- 1991: Atlanta 23, New Orleans 20** — Norm Johnson's 50-yard FG with 2:37 remaining sealed victory.
- 1986: Atlanta 23, Tampa Bay 20** — Mick Luckhurst's 34-yard FG as time expired set up his game-winning 34-yard kick with 6:29 elapsed.
- Atlanta 10, San Francisco 10** — Sylvester Stamps raced 39 yards with a Dave Archer pass, tying the game with 1:27 remaining. But neither team was able to score, creating the first OT tie in Falcon history.
- 1985: Philadelphia 23, Atlanta 17** — Mick Quick hauled in a 99-yard TD pass from Ron Jaworski for the win.
- 1984: Detroit 27, Atlanta 24** — Eddie Murray booted a 48-yard field goal after the Lions won the coin toss.
- 1983: Atlanta 47, Green Bay 41** — Kenny Johnson intercepted a Lynn Dickey pass, returning it 31 yards for the winning score.
- New York Giants 16, Atlanta 13** — Ali Haji-Sheikh kicked the game-winning 30-yard field goal.
- 1981: New York Giants 27, Atlanta 24** — Joe Danelo booted a 40-yard field goal after Atlanta fumbled on the first play of its second possession.
- 1980: Atlanta 33, St. Louis 27** — Ray Strong rambled 21 yards for TD 4:42 into overtime.
- Los Angeles Rams 20, Atlanta 17** — Frank Carrol kicked a 23-yard field goal following a sack and fumble by Steve Bartkowski.
- 1979: Atlanta 40, New Orleans 34** — James Mayberry caught a desperation pass by NO punter Russell Erxleben, who had chased errant snap into end zone.
- Denver 20, Atlanta 17** — Jim Turner kicked the game-winning 24-yard FG after Tim Mazzetti missed a 31-yarder with 22 seconds left in regulation.
- 1975: Oakland 37, Atlanta 34** — George Blanda connects on a 36-yard field goal with just two seconds remaining in overtime.

THE LAST TIME IT HAPPENED

TEAM

OVERTIME GAME:

Vs. San Francisco 37, Falcons 31, October 14, 2001

SHUTOUT:

By Falcons: Falcons 13, at L.A. Rams 0, November 14, 1993
By Opponent: at Chicago 6, Falcons 0, October 3, 1993

AT LEAST 400 TOTAL YARDS:

By Falcons: 489, vs. Buffalo, December 23, 2001
By Opponent: 458, at St. Louis, January 6, 2002

AT LEAST 500 TOTAL YARDS:

By Falcons: 504, at New Orleans, December 13, 1998
By Opponent: 512, at Indianapolis, December 16, 2001

AT LEAST 200 YARDS RUSHING:

By Falcons: 204, at St. Louis, November 29, 1998
By Opponent: 207, vs. Dallas, November 11, 2001

AT LEAST 300 YARDS RUSHING:

By Falcons: NEVER
By Opponent: 315, at Buffalo, November 22, 1992

AT LEAST 300 NET YARDS PASSING:

By Falcons: 422, vs. Buffalo, December 23, 2001
By Opponent: 325, at Indianapolis, December 16, 2001

OFFENSE

100-YARD RUSHING GAME:

By Falcons: Maurice Smith (27-148), vs. Dallas, November 11, 2001
By Opponent: Marshall Faulk (20-168), at St. Louis, January 6, 2002

200-YARD RUSHING GAME:

By Falcons: Gerald Riggs (35-202), vs. New Orleans, September 2, 1984
By Opponent: Marshall Faulk (25-208), at St. Louis, October 15, 2000

3-RUSHING TOUCHDOWNS:

By Falcons: Jamal Anderson, at Detroit, October 6, 1996
By Opponent: Ricky Williams, vs. New Orleans, October 22, 2000

100-YARD RECEIVING GAME:

By Falcons: Maurice Smith (2-108), at Arizona, September 30, 2001
By Opponent: Marcus Pollard (5-101), at Indianapolis, December 16, 2001

200-YARD RECEIVING GAME:

By Falcons: NEVER
By Opponent: Isaac Bruce (10-233), vs. St. Louis, November 2, 1997

3-TOUCHDOWN RECEPTIONS:

By Falcons: Andre Rison, vs. San Francisco, September 19, 1993
By Opponent: Marshall Faulk, vs. St. Louis, December 2, 2001

4-TOUCHDOWN RECEPTIONS:

By Falcons: NEVER
By Opponent: Roy Jefferson, vs. Pittsburgh, November 3, 1968

5-TOUCHDOWN RECEPTIONS:

By Falcons: NEVER
By Opponent: Jerry Rice, vs. San Francisco, October 14, 1990

300-YARD PASSING GAME:

By Falcons: Chris Chandler (50-29-352), at Green Bay, November 18, 2001
By Opponent: Peyton Manning (35-23-325), at Indianapolis, December 16, 2001

500-YARD PASSING GAME:

By Falcons: NEVER
By Opponent: Johnny Unitas (501), vs. Baltimore, September 17, 1967

400-YARD PASSING GAME:

By Falcons: Chris Chandler (40-28-431), vs. Buffalo, December 23, 2001
By Opponent: Joe Montana (49-32-476), vs. San Francisco, October 14, 1990

6-TOUCHDOWN PASSING GAME:

By Falcons: NEVER
By Opponent: Mark Rypien, at Washington, November 10, 1991

THE LAST TIME IT HAPPENED

5-TOUCHDOWN PASSING GAME:

By Falcons: Wade Wilson, vs. Tampa Bay, December 13, 1992
By Opponent: Steve DeBerg, at Tampa Bay, September 13, 1987

4-TOUCHDOWN PASSING GAME:

By Falcons: Chris Chandler, at Carolina, November 28, 1999
By Opponent: Kurt Warner, vs. St. Louis, December 2, 2001

3-TOUCHDOWN PASSING GAME:

By Falcons: Chris Chandler, at Arizona, September 30, 2001
By Opponent: Kurt Warner, at St. Louis, January 6, 2002

DEFENSE

INTERCEPTION RETURN FOR TOUCHDOWN:

By Falcons: Ashley Ambrose, vs. San Francisco, September 3, 2000 (36 yards off Jeff Garcia)
By Opponent: Brock Marion, at Miami, December 30, 2001 (26 yards off Chris Chandler)

FUMBLE RETURN FOR TOUCHDOWN:

By Falcons: Jessie Tuggle, vs. San Francisco, November 15, 1998 (1 yard)
By Opponent: Brian Urlacher, vs. Chicago, October 7, 2001 (90 yards)

AT LEAST THREE QUARTERBACK SACKS:

By Falcons: Lester Archambeau (3), vs. New Orleans, December 5, 1999
By Opponent: Rosevelt Colvin (3), vs. Chicago, October 7, 2001

AT LEAST TWO INTERCEPTIONS:

By Falcons: Ashley Ambrose (2), at Green Bay, November 18, 2001
By Opponent: Patrick Surtain (2), at Miami, December 30, 2001

SAFETY:

By Falcons: Doug Evans out of the end zone after recovering a fumble, at Carolina,
September 17, 2000
By Opponent: Bryant Young tackled QB Chris Chandler in end zone, at San Francisco,
December 12, 1999

SPECIAL TEAMS

KICKOFF RETURN FOR TOUCHDOWN:

By Falcons: Darrick Vaughn, at St. Louis, January 6, 2002 (96 yards)
By Opponent: David Dunn, at Oakland, November 26, 2000 (88 yards)

PUNT RETURN FOR TOUCHDOWN:

By Falcons: Tim Dwight, at Philadelphia, October 1, 2000 (70 yards)
By Opponent: Eddie Kennison, at St. Louis, November 10, 1996 (78 yards)

BLOCKED PUNT:

By Falcons: Elijah Williams, at Carolina, September 17, 2000
By Opponent: John McLaughlin, vs. Tampa Bay, November 5, 2000

BLOCKED PUNT RETURNED/RECOVERED FOR TOUCHDOWN:

By Falcons: Bobby Butler, vs. San Francisco, 35 yards, October 14, 1990
By Opponent: Eugene Daniel, vs. Indianapolis, 13 yards, December 7, 1986

BLOCKED FIELD GOAL ATTEMPT:

By Falcons: Chuck Wiley, at New Orleans, October 21, 2001
By Opponent: Kenny Mixon, at Miami, December 30, 2001

BLOCKED PAT:

By Falcons: Travis Hall, vs. Miami, December 27, 1998
By Opponent: Brenston Buckner, at San Francisco, September 27, 1998

PAT MISSED:

By Falcons: Morten Andersen, at Phoenix, November 26, 1995
By Opponent: Gary Anderson, vs. San Francisco, October 19, 1997

4-FIELD GOALS:

By Falcons: Jay Feely, vs. Buffalo, December 23, 2001
By Opponent: Joe Nedney, vs. Carolina, October 29, 2000

5-FIELD GOALS:

By Falcons: Morten Andersen, vs. Kansas City, December 24, 2000
By Opponent: John Kasey, at Carolina, September 1, 1996

6-FIELD GOALS:

By Falcons: Norm Johnson, at New Orleans, November 13, 1994
By Opponent: Jeff Wilkins, at San Francisco, September 29, 1996

ONSIDE KICK RECOVERED:

By Falcons: Matt Stewart recovered a Jay Feely kickoff, vs. St. Louis, December 2, 2001
By Opponent: Sammy Knight recovered a Toby Gowin kickoff, at New Orleans, October 21, 2001

FALCONS VS. NFC WEST IN THE REGULAR SEASON

YEAR	CAR	N.O.	STL	SF	HOME	AWAY	OVERALL
1970	-	2-0	0-1-1	1-1	2-1	1-1-1	3-2-1
1971	-	2-0	0-1-1	1-1	2-1	1-1-1	3-2-1
1972	-	2-0	1-1	0-2	2-1	1-2	3-3
1973	-	2-0	1-1	1-1	2-1	2-1	4-2
1974	-	0-2	0-2	0-2	0-3	0-3	0-6
1975	-	1-1	0-2	2-0	2-1	1-2	3-3
1976	-	1-1	0-2	1-1	2-1	0-3	2-4
1977	-	1-1	1-1	1-1	2-1	1-2	3-3
1978	-	2-0	1-1	2-0	3-0	2-1	5-1
1979	-	1-1	0-2	1-1	1-2	1-2	2-4
1980	-	2-0	1-1	2-0	3-0	2-1	5-1
1981	-	2-0	0-2	1-1	2-1	1-2	3-3
*1982	-	1-1	1-0	1-0	2-0	1-1	3-1
1983	-	0-2	0-2	1-1	1-2	0-3	1-5
1984	-	1-1	1-1	0-2	0-3	2-1	2-4
1985	-	2-0	1-1	0-2	2-1	1-2	3-3
1986	-	1-1	1-1	0-1-1	1-1-1	1-2	2-3-1
*1987	-	0-1	1-1	0-2	1-2	0-2	1-4
1988	-	0-2	0-2	1-1	0-3	1-2	1-5
1989	-	0-2	0-2	0-2	0-3	0-3	0-6
1990	-	1-1	1-1	0-2	2-1	0-3	2-4
1991	-	1-1	2-0	2-0	2-1	3-0	5-1
1992	-	0-2	1-1	0-2	1-2	0-3	1-5
1993	-	1-1	2-0	1-1	2-1	2-1	4-2
1994	-	0-2	2-0	0-2	1-2	1-2	2-4
1995	1-1	2-0	1-1	1-1	4-0	1-3	5-3
1996	1-1	2-0	0-2	0-2	2-2	1-3	3-5
1997	0-2	2-0	2-0	0-2	2-2	2-2	4-4
1998	2-0	2-0	2-0	1-1	4-0	3-1	7-1
1999	1-1	2-0	0-2	1-1	3-1	1-3	4-4
2000	2-0	0-2	0-2	1-1	2-2	1-3	3-5
2001	2-0	1-1	0-2	0-2	1-3	2-2	3-5
TOTALS	9-5	37-26	23-38-2	23-39-1	56-45-1	36-63-2	92-108-3

FALCONS VS. AFC IN THE REGULAR SEASON

	HOME	AWAY	OVERALL
1970	1-1	0-1	1-2
1971	1-0	2-0	3-0
1972	2-0	0-1	2-1
1973	0-1	2-0	2-1
1974	0-1	0-2	0-3
1975	1-1	0-1	1-2
1976	0-1	0-1	0-2
1977	0-1	0-1	0-2
1978	1-1	0-2	1-3
1979	0-2	1-1	1-3
1980	0-2	2-0	2-2
1981	0-2	1-1	1-3
1982	0-1	1-0	1-1
1983	2-0	1-1	3-1
1984	1-1	0-2	1-3
1985	0-2	0-2	0-4
1986	0-2	1-1	1-3
1987	0-2	0-2	0-4
1988	0-2	1-1	1-3
1989	2-0	0-2	2-2
1990	2-0	0-2	2-2
1991	2-0	1-1	3-1
1992	2-0	0-2	2-2
1993	1-1	0-2	1-3
1994	1-1	0-2	1-3
1995	2-0	0-2	2-2
1996	0-2	0-2	0-4
1997	0-2	2-0	2-2
1998	2-0	1-1	3-1
1999	0-2	0-2	0-4
2000	1-1	0-2	1-3
2001	1-1	0-2	1-3

MILESTONE GAMES IN FALCONS HISTORY

(BASED ON REGULAR SEASON GAMES)

1 st Game	9-11-66 vs. Los Angeles Rams (L) 14-19
50 th Game	11-9-69 at Detroit (L) 21-27
100 th Game	9-23-73 at Los Angeles Rams (L) 0-31
200 th Game	12-16-79 vs. San Francisco (W) 31-21
300 th Game	11-16-86 vs. Chicago (L) 10-13
400 th Game	12-27-92 at Los Angeles Rams (L) 27-38
500 th Game	10-3-99 vs. Baltimore (L) 13-19 OT

FALCONS RECORD BY THE DECADE

	Regular Season		Post Season		TOTAL
	HOME	ROAD	HOME	ROAD	
Overall	129-142-2	83-185-3	2-2	2-4	216-333-5
1960s	7-20-1	5-23	0-0	0-0	12-43-1
1970s	37-35	23-46-3	1-0	0-1	61-82-3
1980s	30-46-1	27-48	0-1	0-1	57-96-1
1990s	48-31	23-57	1-1	2-2	74-91-0
2000s	7-10	5-11	0-0	0-0	12-21-0

*SUPER BOWL XXXIII COUNTS AS A HOME GAME (1-31-99 in Miami)



2002 FALCONS TRAINING CAMP - FURMAN UNIVERSITY

This season marks the fourth time since 1978 that the Falcons will train in a site other than in Suwanee, Georgia. The Falcons will head to Furman University in Greenville, South Carolina, the site of their training camp from 1971 through 1978. Atlanta's first-ever training camp site was Black Mountain, North Carolina at a YMC Camp in Asheville in 1966. From 1967 through 1970, the Falcons nested at East Tennessee State in Johnson City, Tennessee. The Falcons trained at the Suwanee facility from 1979 through the 1998 season.

Founded in 1826, Furman University, a private coeducational college, has established a reputation as one of the finest liberal arts colleges in the nation.

Furman actually traces its origins to The Furman Academy and Theological Institution, authorized in 1825 by the South Carolina Baptist State Convention and opened at Edgefield, South Carolina. In 1850, it was chartered as Furman University, making it one of America's 64 oldest colleges.

Inspiration for the establishment of the school came primarily from Dr. Richard Furman, under whose leadership the State Baptist Convention was organized in 1821 with a seminary as a major objective. Dr. James C. Furman, son of Richard, became the first man to hold the title of president of the University in 1859.

The 750-acre wooded campus, located just north of Greenville, South Carolina, and the University's home since moving from downtown Greenville in 1958, is rightfully acclaimed as one of the most beautiful in the nation.



Falcons 2002 Opponents

BALTIMORE RAVENS

Game # 8 Sun., Nov. 3
1 p.m. at the Georgia Dome
Home Playing Surface: Natural Grass
Conference, Division: AFC North
Stadium: PSINet Stadium
2001 Record (finish): 10-6
2001 Rushing Leader: Terry Allen, 168 att-658 yds, 3 tds
2001 Passing Leader: Elvis Grbac, 265 of 467, 3033, 15 tds, 18 int.
2001 Receiving Leader: Qadry Ismail, 74 rec-1059 yds, 7 tds
Owner: Arthur B. Modell
Head Coach: Brian Billick
PR Director: Kevin Byrne (410-654-6200)
Series Record: Ravens lead series 1-0
Last Meetings: 1999 - (10-3) Baltimore 19, at Falcons 13 (OT)



Notes - The Falcons and Ravens will face off for the second time ever. In 1999 Baltimore made its first-ever regular season visit to the Georgia Dome and defeated the Falcons, 19-13, in overtime when Baltimore QB Stoney Case connected with WR Justin Armour for a 54-yard touchdown pass midway through the overtime period. The Ravens overcame a 13-3 halftime deficit to claim the win.

CINCINNATI BENGALS

Game # 3 Sun., Sept. 22
8:30 p.m. at the Georgia Dome
Home Playing Surface: Natural Grass
Conference, Division: AFC North
Stadium: Paul Brown Stadium
2001 Record (finish): 6-10
2001 Rushing Leader: Corey Dillon, 340 att-1315 yds, 10 tds
2001 Passing Leader: Jon Kitna, 313 of 581, 3216 yds, 12 tds, 22 int.
2001 Receiving Leader: Peter Warrick, 70 rec-667 yds, 1 td
Owner: Mike Brown
Head Coach: Dick LeBeau
PR Director: Jack Brennan (513) 621-3550
Series Record: Bengals lead series 7-2
Last Meeting: 1996 - (11-24) at Cincinnati 41, Falcons 31



Notes - The Bengals lead the regular season series, 7-2. The last two regular season games were played in Cincinnati's Riverfront Stadium with the Bengals pulling out a 21-17 victory in 1993 and a 41-31 win in 1996. The Bengals are 3-1 overall in Atlanta. All four of those games were played at Fulton-County Stadium. The Bengals have never played a regular-season game at the Georgia Dome.

CAROLINA PANTHERS

Game # 6 Sun., Oct. 20
1 p.m. at the Georgia Dome
Game #11 Sun., Nov. 24
1 p.m. at Ericsson Stadium
Home Playing Surface: Natural Grass
Conference, Division: NFC South
Stadium: Ericsson Stadium
2001 Record (finish): 1-15
2001 Rushing Leader: Richard Huntley, 165 att-665 yds, 2 tds
2001 Passing Leader: Chris Weinke 293 of 540, 2931 yds, 11 tds, 19 int.
2001 Receiving Leader: Donald Hayes, 52 rec-597 yds, 2 tds
Owner: Jerry Richardson
Head Coach: John Fox
PR Director: Charlie Dayton (704) 358-7000
Series Record: Falcons lead series 9-5
Last Meetings: 2001 - (9-23) at Falcons 24, Carolina 16; Falcons 10, at Carolina 7



Notes - The Falcons swept the season series the last two seasons. In the 13-12 Atlanta victory at the Georgia Dome in 2000, the Falcons held the Panthers to just 30 yards rushing - the third-lowest total in team history.

CHICAGO BEARS

Game #2 Sun., Sept. 15
 1 p.m. at the Georgia Dome
Home Playing Surface: Grass
Conference, Division: NFC North
Stadium: Soldier Field
2001 Record (finish): 13-3
2001 Rushing Leader: Anthony Thomas, 270 att-1183 yds, 7 tds
2001 Passing Leader: Jim Miller, 228 of 395, 2299 yds, 13 tds, 10 int.
2001 Receiving Leader: Michael Booker, 100 rec-1071 yds, 8 tds.
Owner: Edward W. McCaskey
Head Coach: Dick Juron
PR Director: Scott Hagel (847) 295-6600
Series Record: Series tied 10-10
Last Meeting: 2001 - (10-7) Chicago 31, at Falcons 3



Notes - The visiting Chicago Bears scored 17 points off five Falcons turnovers en route to a 31-3 victory at the Georgia Dome in a meeting last season. The score was close until the fourth quarter when the Bears scored 21 unanswered points, including a 90-yard fumble return for a touchdown by Pro Bowl LB Brian Urlacher.

CLEVELAND BROWNS

Game # 16 Sun., Dec. 29
 1 p.m. at Cleveland Browns Stadium
Home Playing Surface: Grass
Conference, Division: AFC North
Stadium: Cleveland Browns Stadium (73,300)
2001 Record (finish): 7-9
2001 Rushing Leader: James Jackson, 195 att-554 yds, 2 tds
2001 Passing Leader: Tim Couch, 272 of 454, 3040 yds, 17 tds, 21 int.
2001 Receiving Leader: Kevin Johnson, 84 rec-1097 yds, 9 tds.
Owner: Alfred Lerner
Head Coach: Butch Davis
PR Director: Todd Stewart (440) 891-5000
Series Record: Browns lead series 8-2
Last Meeting: 1993 - (11-28) - at Falcons 17, Cleveland 14



Notes - The Browns lead the all-time series by an 8-2 margin. The team's will be meeting for the first time since the 1993 season when the Falcons beat Cleveland, 17-14 on November 28, 1993 in the Browns only visit to the Georgia Dome. The Falcons will make their first-ever appearance in Cleveland Browns Stadium.

DETROIT LIONS

Game # 15 Sun, Dec. 22
 1 p.m. at the Georgia Dome
Home Playing Surface: Turf
Conference, Division: NFC North
Stadium: Ford Field
2001 Record (finish): 2-14
2001 Rushing Leader: James Stewart, 143 att-685 yds, 1 td.
2001 Passing Leader: Charlie Batch, 198 of 341, 2392 yds, 12 tds, 12 int.
2001 Receiving Leader: Johnnie Morton, 77 rec, 1154 yds, 4 tds
Owner: William Clay Ford
Head Coach: Marty Mornhinweg
PR Director: Matt Barnhart (248) 972-3487
Series Record: Lions lead series 21-7
Last Meeting: 2000 - (11-12) - at Detroit 13, Falcons 10



Notes - The Lions own a 21-7 all-time regular season record against the Falcons. The Falcons and Lions have met in the regular season in seven out of the last nine years dating back to 1993. The Lions are 5-2 in those games, with the Falcons only victories coming in a 34-22 Georgia Dome win in 1995 (11/5/95) and the 1998 NFC West Championship-clinching 24-17 victory at the Silverdome (12/20/98).

GREEN BAY PACKERS

Game #1 Sun, Sept. 8
 1 p.m. at Lambeau Field
Home Playing Surface: Grass
Conference, Division: NFC North
Stadium: Lambeau Field
2001 Record (finish): 12-4
2001 Rushing Leader: Ahman Green, 304 att-1387 yds, 9 tds.
2001 Passing Leader: Brett Favre, 314 of 510, 3921 yds, 32 tds, 15 int.
2001 Receiving Leader: Ahman Green, 62 rec-594 yds, 2 tds.
President and CEO: Bob Harlan
Head Coach: Mike Sherman
PR Director: Lee Rimmel (920) 496-5700
Series Record: Series tied 10-10
Last Meeting: 2001 - (11-8) - Falcons 23, at Green Bay 20



Notes - The Falcons beat the Packers, 23-20, last season at Lambeau Field to tie the series at, 10-10. Overall in visits to Wisconsin to face the Packers, the Falcons are 3-7 with a 2-3 record at Lambeau and a 1-4 record in games played in Milwaukee. In addition to last year's victory at Green Bay the Falcons other Lambeau win was a 31-17 victory on September 13, 1981.

PITTSBURGH STEELERS

Game #9 Sun., Nov. 10
 1 p.m. at Heinz Field
Home Playing Surface: Grass
Conference, Division: American, East
Stadium: Heinz Field
2001 Record (finish): 13-3
2001 Rushing Leader: Jerome Bettis, 225 att-1072 yds, 4 tds.
2001 Passing Leader: Kordell Stewart, 266 of 442, 3109 yds, 14 tds, 11 int.
2001 Receiving Leader: Hines Ward, 94 rec-1003 yds, 4 tds.
Owner: Daniel M. Rooney
Head Coach: Bill Cowher
PR Director: Ron Wahl (412) 323-1200
Series Record: Steelers lead series 11-1
Last Meeting: 1999 - (10-25) - at Pittsburgh 13, Falcons 9



Notes - The Falcons have only one victory ever against the Pittsburgh Steelers with the Steelers holding an 11-1 advantage in the series. The Falcons will visit Heinz Field for the first time since its opening in 2001. Atlanta's only victory in the series was in a 1970 matchup at Fulton-County Stadium when the Falcons pulled out a 27-16 win (12-13-70).

MINNESOTA VIKINGS

Game # 12 Sun., Dec. 1
 1 p.m. at Hubert H. Humphrey Metrodome
Home Playing Surface: Astro Turf
Conference, Division: NFC North
Stadium: Hubert H. Humphrey Metrodome
2001 Record (finish): 5-11
2001 Rushing Leader: Michael Bennett, 172 att-682 yds, 2 tds.
2001 Passing Leader: Daunte Culpepper, 235 of 366, 2612 yds, 14 tds, 13 int.
2001 Receiving Leader: Randy Moss, 82 rec-1233 yds, 10 tds.
Owners: Red and Charline McCombs
Head Coach: Mike Tice
PR Director: Bob Hagan (612) 828-6500
Series Record: Vikings lead series 13-6
Last Meeting: 1999 - (9-12) - Minnesota 17, at Falcons 10



Notes - The Falcons will visit the Vikings in Minnesota for the first time since the 1998 NFC Championship game when Atlanta advanced to Super Bowl XXXIII with a 30-27 overtime win on January 17, 1999. The clubs opened the season against each other in 1999 with the Vikings scoring a 17-14 win at the Georgia Dome on September 12, 1999.

NEW YORK GIANTS

Game # 5 Sun., Oct. 13
 1 p.m. at Giants Stadium
Home Playing Surface: Grass
Conference, Division: NFC East
Stadium: Giants Stadium
2001 Record (finish): 7-9
2001 Rushing Leader: Tiki Barber, 166 att-865 yds, 4 tds.
2001 Passing Leader: Kerry Collins, 327 of 568, 3764 yds, 19 tds, 16 int.
2001 Receiving Leader: Amani Toomer, 72 rec-1054 yds, 5 tds,
Owners: Wellington Mara and Robert Tisch
Head Coach: Jim Fassel
PR Director: Pat Hanlon (201) 935-8111
Series Record: Series tied 7-7
Last Meeting: 2000 - (10-8) - Giants 13, at Falcons 6



Notes - The Falcons will travel to Giants Stadium for the first time since the 1998 Super Bowl season when the two teams squared off in a Sunday Night Football matchup. Head coach Dan Reeves was triumphant in his first game back to Giants Stadium since his departure as Giants head coach with a 34-20 victory (10-11-98). The series is tied at 7-7 but the Falcons lead 4-1 in Giants homes games, including 2-1 at Giants Stadium.

NEW ORLEANS SAINTS

Game # 7 Sun., Oct. 27
 1 p.m. at Louisiana Superdome
Game # 10 Sun., Nov. 17
 1 p.m. at the Georgia Dome
Home Playing Surface: Astro Turf
Conference, Division: NFC South
Stadium: Louisiana Superdome
2001 Record (finish): 7-9
2001 Rushing Leader: Ricky Williams, 313 att-1'245 yds, 6 tds.
2001 Passing Leader: Aaron Brooks, 312 of 558, 3832 yds, 26 tds, 22 int.
2001 Receiving Leader: Joe Horn, 83 rec-1265 yds, 9 tds.
Owner: Tom Benson
Head Coach: Jim Haslett
PR Director: Greg Benschel (504) 733-0255
Series Record: Falcons lead series 36-27
Last Meeting: 2001 - (10-21) Falcons 20, at New Orleans 13; (12-9) New Orleans 28, at Falcons 10



Notes - The Saints ended a ten-game losing streak to Atlanta by earning a series sweep in 2000. The two teams split the annual series last season with each team gaining a win on the road.

SEATTLE SEAHAWKS

Game # 14 Sun., Dec. 15
 1 p.m. at the Georgia Dome
Home Playing Surface: TBA
Conference, Division: NFC West
Stadium: TBA
2001 Record (finish): 9-7
2001 Rushing Leader: Shaun Alexander, 309 att-1318 yds, 14 tds.
2001 Passing Leader: Matt Hasselbeck, 176 of 321, 2023 yds, 7 tds, 8 int.
2001 Receiving Leader: Darrell Jackson, 70 rec-1081 yds, 8 tds.
Owner: Paul Allen
Head Coach: Mike Holmgren
PR Director: Dave Pearson (425) 827-9777
Series Record: Seattle leads series 5-2
Last Meeting: 2000 - (12-3) - Seattle 30, at Falcons 10



Notes - The Seattle Seahawks will make their second visit to the Georgia Dome and their first since a 30-10 win on December 3, 2000. The Seahawks are 3-1 in games played in Atlanta (2-1 at Fulton County Stadium and 1-0 at the Georgia Dome). The Falcons final game at Fulton-County Stadium was a 26-13 victory over the Seahawks on December 15, 1991.

TAMPA BAY BUCCANEERS

Game #4 Sun., Oct. 6

1 p.m. at the Georgia Dome

Game #13 Sun., Dec. 8

1 p.m. at Raymond James Stadium

Home Playing Surface: Grass

Conference, Division: NFC South

Stadium: Raymond James Stadium

2001 Record (finish): 9-7

2001 Rushing Leader: Mike Alstott, 165 att-680 yds, 10 tds.

2001 Passing Leader: Brad Johnson, 340 of 559, 3406 yds, 13 tds, 11 int.

2001 Receiving Leader: Keyshon Johnson, 106 rec-1266 yds, 1 td.

Owner: Paul Allen

Head Coach: Mike Holmgren

PR Director: Reggie Roberts (813) 870-2700

Series Record: Tampa Bay leads series 9-8

Last Meeting: 2000 - (11-5) - Tampa Bay 27, at Falcons 14



Notes - The Tampa Bay Buccaneers lead the all-time series with a 9-8 edge. The Buccaneers broke a series tie at 8-8 with a 27-14 win over the Falcons at the Georgia Dome on November 5, 2000. The Buccaneers and Falcons have faced each other every year since 1990 except the 1996 and 1998 and 2001 seasons. The Buccaneers are in front, 5-4, in those nine meetings.

2002 Atlanta Falcons Radio Network


Fans can follow the Atlanta Falcons throughout the 2002 season on the team's flagship station, WGST, 640AM, which will carry all of the Falcons preseason and regular season games. Games can be heard on the following stations:

GEORGIA

WGST (640)	Atlanta	WMAC (940)	Macon
WJIZ (960)	Albany	WMVG (1450)	Milledgeville
WRFC (960)	Athens	WYUM (101.7)	Mt. Vernon
WBBQ (1340)	Augusta	WKCX (97.7)	Rome
WXRБ (1350)	Blackshear	WTKS (1290)	Savannah
WBBK (93.1)	Blakely	WSNT (99.9)	Sandersville
WSFN (790)	Brunswick	WHKN (94.9)	Statesboro
WCLA (107.3)	Claxton	WPAX (1240)	Thomasville
WDAK (540)	Columbus	WTGA (1590)	Thomaston
WJJC (1330)	Commerce	WTGA (101.1)	Thomaston
WYYU (104.5)	Dalton	WBHB (1240)	Tifton
WDMG (860)	Douglas	WVLD (1450)	Valdosta
WDUN (550)	Gainesville	WVOP (970)	Vidalia
WKEU (1450)	Griffin		
WHEL (105.1)	Helen	ALABAMA	
WCEH (610)	Hawkinsville	WBBK (93.1)	Dothan
WQSY (103.9)	Hawkinsville	WKSJ (1270)	Mobile
WLOP (1370)	Jesup		
WMAX (98.1)	LaGrange	SOUTH CAROLINA	
WPEH (92.1)	Louisville	WCCP (104.9)	Greenville-Clemson
WPEH (1420)	Louisville		

TENNESSEE

WUUS (980)	Chattanooga
------------	-------------



Color analyst Jeff Van Note (left) and play-by-play announcer Jeff Hullinger.

NEWSRADIO
640
 WGST

2002 Atlanta Falcons Radio Network

**NEWSRADIO
640
WGST**

Game Day Lineup

"WGST Countdown To Kick-off"

A preview of the NFL's big games, tailgate and traffic reports. Hosted by WGST's Pete Davis and Edgar Treiguts. (4 Hours before the game)

"NewsRadio 640 WGST presents the Falcon's Huddle"

Former Falcons Head Coach Leeman Bennett and WGST's Bill Caiaccio talk with fans as the kick-off approaches (2 Hours before game)

"Pre-game Show and Coaches Preview"

Join the "Voice of the Falcons," Jeff Hullinger, former all-pro, Jeff Van Note and former all-pro Billy "White Shoes" Johnson for all the pre-game buzz. Also head coach Dan Reeves joins the broadcast for his exclusive game-day preview. (1 hour before game)

"Falcons In-game"

Complete play-by-play coverage of the game with Jeff Hullinger and color commentary and analysis from Jeff Van Note and Billy "White Shoes" Johnson. Also, WGST Sports Director Pete Davis will be on the sidelines with all the action from ground level. The four preseason games and the September 22 home game against the Cincinnati will be simulcast on 96 Rock - 96.1 FM Atlanta.

"Falcons Fifth Quarter"

Hosts Jeff Hullinger, Jeff Van Note and Billy Johnson give a complete review of the game, plus exclusive locker room interviews with head coach Dan Reeves and Falcons stars of the game. Plus, Former Coach Leeman Bennett and WGST's Bill Caiaccio take calls from fans with their thoughts on the game.

Every Monday Night

"The Coaches Corner with Dan Reeves"

Join Coach Reeves and WGST's Jeff Hullinger live from Killer Creek Chop House, Mansell Road in Alpharetta between 7 and 8 p.m. Coach Reeves talks about the highlights from the game before and takes fans questions and comments on the air. The second half of the show features a guest Falcons player of the week answering your questions about the game. See who joins Dan this week!

Every Thursday Night

"Falcon's Fan Feedback"

A roundtable discussion with two of the Falcons who play the game every Sunday. Falcons linemen Bob Whitfield and Travis Hall host Falcons Fan Feedback with WGST Sports Director Pete Davis and former Falcon all-pro and Director of Player Programs Billy "White Shoes" Johnson.

Listen to NewsRadio 640 WGST all season for lots of great prizes and tickets to Falcons Home games and look for the WGST Broadcast Booth at "The Birds Nest" before every home game at the Georgia Dome.

2002 NFL Schedule

(All Times Local)

FIRST WEEKEND Thursday, September 5 FOX-TV National Weekend

1. San Francisco at New York Giants 8:30 PM. (ET)

Sunday, September 8

- 2. New York Jets at Buffalo 1:00 PM. (ET)
- 3. Baltimore at Carolina 1:00 PM. (ET)
- 4. Minnesota at Chicago (Champaign, Ill.) 12:00 PM. (CT)
- 5. San Diego at Cincinnati 1:00 PM. (ET)
- 6. Kansas City at Cleveland 1:00 PM. (ET)
- 7. **ATLANTA AT GREEN BAY** 12:00 PM. (CT)
- 8. Indianapolis at Jacksonville 1:00 PM. (ET)
- 9. Detroit at Miami 1:00 PM. (ET)
- 10. Philadelphia at Tennessee 12:00 PM. (CT)
- 11. Arizona at Washington 1:00 PM. (ET)
- 12. St. Louis at Denver 2:15 PM. (MT)
- 13. Seattle at Oakland 1:15 PM. (PT)
- 14. New Orleans at Tampa Bay 4:15 PM. (ET)
- 15. Dallas at Houston 7:30 PM. (CT)

Monday, September 9

16. Pittsburgh at New England 9:00 PM. (ET)

SECOND WEEKEND CBS-TV National Weekend Sunday, September 15

- 17. **CHICAGO AT ATLANTA** 1:00 PM. (ET)
- 18. Tampa Bay at Baltimore 1:00 PM. (ET)
- 19. Detroit at Carolina 1:00 PM. (ET)
- 20. Cincinnati at Cleveland 1:00 PM. (ET)
- 21. Tennessee at Dallas 12:00 PM. (CT)
- 22. Miami at Indianapolis 12:00 PM. (CT)
- 23. Jacksonville at Kansas City 12:00 PM. (CT)
- 24. Green Bay at New Orleans 12:00 PM. (CT)
- 25. New England at New York Jets 1:00 PM. (ET)
- 26. New York Giants at St. Louis 3:05 PM. (CT)
- 27. Arizona at Seattle 1:05 PM. (PT)
- 28. Buffalo at Minnesota 3:15 PM. (CT)
- 29. Houston at San Diego 1:15 PM. (PT)
- 30. Denver at San Francisco 1:15 PM. (PT)
- 31. Oakland at Pittsburgh 8:30 PM. (ET)

Monday, September 16

32. Philadelphia at Washington 9:00 PM. (ET)

THIRD WEEKEND Sunday, September 22 FOX-TV National Weekend

(Open Dates: Baltimore, Jacksonville, Oakland, Pittsburgh)

- 33. New Orleans at Chicago (Champaign, Ill.) 12:00 PM. (CT)
- 34. Indianapolis at Houston 12:00 PM. (CT)
- 35. New York Jets at Miami 1:00 PM. (ET)
- 36. Carolina at Minnesota 12:00 PM. (CT)
- 37. Kansas City at New England 1:00 PM. (ET)
- 38. Dallas at Philadelphia 1:00 PM. (ET)
- 39. Cleveland at Tennessee 12:00 PM. (CT)
- 40. San Diego at Arizona 1:05 PM. (PT)
- 41. Buffalo at Denver 2:05 PM. (MT)
- 42. Green Bay at Detroit 4:15 PM. (ET)
- 43. Seattle at New York Giants 4:15 PM. (ET)
- 44. Washington at San Francisco 1:15 PM. (PT)
- 45. **CINCINNATI AT ATLANTA** 8:30 PM. (ET)

Monday, September 23

46. St. Louis at Tampa Bay 9:00 PM. (ET)

FOURTH WEEKEND Sunday, September 29 CBS-TV National Weekend

(Open Dates: Atlanta, Indianapolis, San Francisco, Washington)

- 47. Chicago at Buffalo 1:00 PM. (ET)
- 48. New Orleans at Detroit 1:00 PM. (ET)
- 49. Carolina at Green Bay 12:00 PM. (CT)
- 50. New York Jets at Jacksonville 1:00 PM. (ET)
- 51. Miami at Kansas City 12:00 PM. (CT)
- 52. Houston at Philadelphia 1:00 PM. (ET)
- 53. Cleveland at Pittsburgh 1:00 PM. (ET)
- 54. Dallas at St. Louis 12:00 PM. (CT)
- 55. New York Giants at Arizona 1:05 PM. (PT)
- 56. Tampa Bay at Cincinnati 4:05 PM. (ET)
- 57. Tennessee at Oakland 1:15 PM. (PT)
- 58. New England at San Diego 1:15 PM. (PT)
- 59. Minnesota at Seattle 5:30 PM. (MT)

Monday, September 30

60. Denver at Baltimore 9:00 PM. (ET)

FIFTH WEEKEND Sunday, October 6 FOX-TV National Weekend

(Open Dates: Detroit, Houston, Minnesota, Seattle)

- 61. **TAMPA BAY AT ATLANTA** 1:00 PM. (ET)
- 62. Oakland at Buffalo 1:00 PM. (ET)
- 63. Arizona at Carolina 1:00 PM. (ET)
- 64. New York Giants at Dallas 12:00 PM. (CT)
- 65. Cincinnati at Indianapolis 12:00 PM. (CT)
- 66. New England at Miami 1:00 PM. (ET)
- 67. Pittsburgh at New Orleans 12:00 PM. (CT)
- 68. Washington at Tennessee 12:00 PM. (CT)
- 69. San Diego at Denver 2:05 PM. (MT)
- 70. Kansas City at New York Jets 4:05 PM. (ET)
- 71. Philadelphia at Jacksonville 4:15 PM. (ET)
- 72. St. Louis at San Francisco 1:15 PM. (PT)
- 73. Baltimore at Cleveland 8:30 PM. (ET)

Monday, October 7

74. Green Bay at Chicago (Champaign, Ill.) 8:00 PM. (CT)

SIXTH WEEKEND Sunday, October 13 CBS-TV National Weekend

(Open Dates: Arizona, Chicago, New York Jets, Philadelphia)

- 75. Pittsburgh at Cincinnati 1:00 PM. (ET)
- 76. Carolina at Dallas 12:00 PM. (CT)
- 77. Buffalo at Houston 12:00 PM. (CT)
- 78. Baltimore at Indianapolis 12:00 PM. (CT)
- 79. Detroit at Minnesota 12:00 PM. (CT)
- 80. Green Bay at New England 1:00 PM. (ET)
- 81. **ATLANTA AT NEW YORK GIANTS** 1:00 PM. (ET)
- 82. Jacksonville at Tennessee 12:00 PM. (CT)
- 83. New Orleans at Washington 1:00 PM. (ET)
- 84. Oakland at St. Louis 3:15 PM. (CT)
- 85. Kansas City at San Diego 1:15 PM. (PT)
- 86. Cleveland at Tampa Bay 4:15 PM. (ET)
- 87. Miami at Denver 6:30 PM. (MT)

Monday, October 14

88. San Francisco at Seattle 6:00 PM. (PT)

2002 NFL SCHEDULE

SEVENTH WEEKEND

Sunday, October 20

FOX-TV National Weekend

(Open Dates: Cincinnati, New England, New York Giants, Tennessee)

89.	CAROLINA AT ATLANTA	1:00 PM. (ET)
90.	Jacksonville at Baltimore	1:00 PM. (ET)
91.	Chicago at Detroit	1:00 PM. (ET)
92.	Denver at Kansas City	12:00 PM. (CT)
93.	Buffalo at Miami	1:00 PM. (ET)
94.	San Francisco at New Orleans	12:00 PM. (CT)
95.	Minnesota at New York Jets	1:00 PM. (ET)
96.	Tampa Bay at Philadelphia	1:00 PM. (ET)
97.	Seattle at St. Louis	12:00 PM. (CT)
98.	Houston at Cleveland	4:05 PM. (ET)
99.	San Diego at Oakland	1:05 PM. (PT)
100.	Dallas at Arizona	1:15 PM. (PT)
101.	Washington at Green Bay	3:15 PM. (CT)
Monday, October 21		
102.	Indianapolis at Pittsburgh	9:00 PM. (ET)

EIGHTH WEEKEND

Sunday, October 27

CBS-TV National Weekend

(Open Dates: Green Bay, Miami, St. Louis, San Diego)

103.	Pittsburgh at Baltimore	1:00 PM. (ET)
104.	Detroit at Buffalo	1:00 PM. (ET)
105.	Tampa Bay at Carolina	1:00 PM. (ET)
106.	Tennessee at Cincinnati	1:00 PM. (ET)
107.	Seattle at Dallas	12:00 PM. (CT)
108.	Oakland at Kansas City	12:00 PM. (CT)
109.	Chicago at Minnesota	12:00 PM. (CT)
110.	ATLANTA AT NEW ORLEANS	12:00 PM. (CT)
111.	Cleveland at New York Jets	1:00 PM. (ET)
112.	Arizona at San Francisco	1:05 PM. (PT)
113.	Houston at Jacksonville	4:15 PM. (ET)
114.	Denver at New England	4:15 PM. (ET)
115.	Indianapolis at Washington	8:30 PM. (ET)
Monday, October 28		
116.	New York Giants at Philadelphia	9:00 PM. (ET)

NINTH WEEKEND

Sunday, November 3

FOX-TV National Weekend

(Open Dates: Carolina, Denver, Kansas City, New Orleans)

117.	BALTIMORE AT ATLANTA	1:00 PM. (ET)
118.	New England at Buffalo	1:00 PM. (ET)
119.	Philadelphia at Chicago (Champaign, Ill.)	12:00 PM. (CT)
120.	Pittsburgh at Cleveland	1:00 PM. (ET)
121.	Dallas at Detroit	1:00 PM. (ET)
122.	Cincinnati at Houston	12:00 PM. (CT)
123.	Tennessee at Indianapolis	1:00 PM. (ET)
124.	Minnesota at Tampa Bay	1:00 PM. (ET)
125.	New York Jets at San Diego	1:05 PM. (PT)
126.	St. Louis at Arizona	2:15 PM. (MT)
127.	San Francisco at Oakland	1:15 PM. (PT)
128.	Washington at Seattle	1:15 PM. (PT)
129.	Jacksonville at New York Giants	8:30 PM. (ET)
Monday, November 4		
130.	Miami at Green Bay	8:00 PM. (CT)

TENTH WEEKEND

Sunday, November 10

CBS-TV National Weekend

(Open Dates: Buffalo, Cleveland, Dallas, Tampa Bay)

131.	Cincinnati at Baltimore	1:00 PM. (ET)
132.	New Orleans at Carolina	1:00 PM. (ET)
133.	Detroit at Green Bay	12:00 PM. (CT)
134.	New York Giants at Minnesota	12:00 PM. (CT)
135.	Indianapolis at Philadelphia	1:00 PM. (ET)
136.	ATLANTA AT PITTSBURGH	1:00 PM. (ET)
137.	San Diego at St. Louis	12:00 PM. (CT)
138.	Houston at Tennessee	12:00 PM. (CT)
139.	Seattle at Arizona	2:05 PM. (MT)
140.	Washington at Jacksonville	4:05 PM. (ET)
141.	New England at Chicago (Champaign, Ill.)	3:15 PM. (CT)
142.	Kansas City at San Francisco	1:15 PM. (PT)
143.	Miami at New York Jets	8:30 PM. (ET)
Monday, November 11		
144.	Oakland at Denver	7:00 PM. (MT)

ELEVENTH WEEKEND

Sunday, November 17

CBS-TV National Weekend

145.	NEW ORLEANS AT ATLANTA	1:00 PM. (ET)
146.	Cleveland at Cincinnati	1:00 PM. (ET)
147.	Dallas at Indianapolis	1:00 PM. (ET)
148.	Buffalo at Kansas City	12:00 PM. (CT)
149.	Baltimore at Miami	1:00 PM. (ET)
150.	Green Bay at Minnesota	12:00 PM. (CT)
151.	Washington at New York Giants	1:00 PM. (ET)
152.	Arizona at Philadelphia	1:00 PM. (ET)
153.	Pittsburgh at Tennessee	12:00 PM. (CT)
154.	San Francisco at San Diego	1:05 PM. (PT)
155.	Carolina at Tampa Bay	4:05 PM. (ET)
156.	New York Jets at Detroit	4:15 PM. (ET)
157.	Jacksonville at Houston	3:15 PM. (CT)
158.	Denver at Seattle	1:15 PM. (PT)
159.	New England at Oakland	5:30 PM. (PT)
Monday, November 18		
160.	Chicago at St. Louis	8:00 PM. (CT)

TWELTH WEEKEND

Sunday, November 24

FOX-TV National Weekend

161.	Tennessee at Baltimore	1:00 PM. (ET)
162.	ATLANTA AT CAROLINA	1:00 PM. (ET)
163.	Detroit at Chicago (Champaign, Ill.)	12:00 PM. (CT)
164.	Jacksonville at Dallas	12:00 PM. (CT)
165.	San Diego at Miami	1:00 PM. (ET)
166.	Minnesota at New England	1:00 PM. (ET)
167.	Cleveland at New Orleans	12:00 PM. (CT)
168.	Buffalo at New York Jets	1:00 PM. (ET)
169.	Cincinnati at Pittsburgh	1:00 PM. (ET)
170.	Green Bay at Tampa Bay	1:00 PM. (ET)
171.	Oakland at Arizona	2:05 PM. (MT)
172.	Kansas City at Seattle	1:05 PM. (PT)
173.	New York Giants at Houston	3:15 PM. (CT)
174.	St. Louis at Washington	4:15 PM. (ET)
175.	Indianapolis at Denver	6:30 PM. (MT)
Monday, November 25		
176.	Philadelphia at San Francisco	6:00 PM. (PT)

2002 NFL SCHEDULE

THIRTEENTH WEEKEND

Thursday, November 28

FOX-TV National Weekend

177.	New England at Detroit	12:30 P.M. (ET)
178.	Washington at Dallas	3:05 P.M. (CT)
Sunday, December 1		
179.	Miami at Buffalo	1:00 P.M. (ET)
180.	Baltimore at Cincinnati	1:00 P.M. (ET)
181.	Carolina at Cleveland	1:00 P.M. (ET)
182.	Chicago at Green Bay	12:00 P.M. (CT)
183.	Pittsburgh at Jacksonville	1:00 P.M. (ET)
184.	Arizona at Kansas City	12:00 P.M. (CT)
185.	ATLANTA AT MINNESOTA	12:00 P.M. (CT)
186.	Tennessee at New York Giants	1:00 P.M. (ET)
187.	Houston at Indianapolis	4:05 P.M. (ET)
188.	Denver at San Diego	1:05 P.M. (PT)
189.	St. Louis at Philadelphia	4:15 P.M. (ET)
190.	Seattle at San Francisco	1:15 P.M. (PT)
191.	Tampa Bay at New Orleans	7:30 P.M. (CT)
Monday, December 2		
192.	New York Jets at Oakland	6:00 P.M. (PT)

FOURTEENTH WEEKEND

Sunday, December 8

CBS-TV National Weekend

193.	Cincinnati at Carolina	1:00 P.M. (ET)
194.	San Francisco at Dallas	12:00 P.M. (CT)
195.	Cleveland at Jacksonville	1:00 P.M. (ET)
196.	St. Louis at Kansas City	12:00 P.M. (CT)
197.	Buffalo at New England	1:00 P.M. (ET)
198.	Houston at Pittsburgh	1:00 P.M. (ET)
199.	ATLANTA AT TAMPA BAY	1:00 P.M. (ET)
200.	Indianapolis at Tennessee	12:00 P.M. (CT)
201.	New York Giants at Washington	1:00 P.M. (ET)
202.	Detroit at Arizona	2:05 P.M. (MT)
203.	New Orleans at Baltimore	4:05 P.M. (ET)
204.	Philadelphia at Seattle	1:05 P.M. (PT)
205.	Denver at New York Jets	4:15 P.M. (ET)
206.	Oakland at San Diego	1:15 P.M. (PT)
207.	Minnesota at Green Bay	7:30 P.M. (CT)
Monday, December 9		
208.	Chicago at Miami	9:00 P.M. (ET)

FIFTEENTH WEEKEND

Sunday, December 15

FOX-TV National Weekend

209.	SEATTLE AT ATLANTA	1:00 P.M. (ET)
210.	San Diego at Buffalo	1:00 P.M. (ET)
211.	New York Jets at Chicago (Champaign, Ill.)	12:00 P.M. (CT)
212.	Jacksonville at Cincinnati	1:00 P.M. (ET)
213.	Indianapolis at Cleveland	1:00 P.M. (ET)
214.	Tampa Bay at Detroit	1:00 P.M. (ET)
215.	Baltimore at Houston	12:00 P.M. (CT)
216.	Oakland at Miami	1:00 P.M. (ET)
217.	Minnesota at New Orleans	12:00 P.M. (CT)
218.	Washington at Philadelphia	1:00 P.M. (ET)
219.	Carolina at Pittsburgh	1:00 P.M. (ET)
220.	Kansas City at Denver	2:05 P.M. (MT)
221.	Dallas at New York Giants	4:15 P.M. (ET)
222.	Green Bay at San Francisco	1:15 P.M. (PT)
223.	Arizona at St. Louis	7:30 P.M. (CT)
Monday, December 16		
224.	New England at Tennessee	8:00 P.M. (CT)

SIXTEENTH WEEKEND

Saturday, December 21

CBS-TV National Weekend

225.	Miami at Minnesota	12:30 P.M. (CT)
226.	San Francisco at Arizona	3:00 P.M. (MT)
227.	Philadelphia at Dallas	7:30 P.M. (CT)
Sunday, December 22		
228.	DETROIT AT ATLANTA	1:00 P.M. (ET)
229.	Chicago at Carolina	1:00 P.M. (ET)
230.	New Orleans at Cincinnati	1:00 P.M. (ET)
231.	Buffalo at Green Bay	12:00 P.M. (CT)
232.	New York Giants at Indianapolis	1:00 P.M. (ET)
233.	Tennessee at Jacksonville	1:00 P.M. (ET)
234.	San Diego at Kansas City	12:00 P.M. (CT)
235.	Houston at Washington	1:00 P.M. (ET)
236.	St. Louis at Seattle	1:05 P.M. (PT)
237.	Cleveland at Baltimore	4:15 P.M. (ET)
238.	Denver at Oakland	1:15 P.M. (PT)
239.	New York Jets at New England	8:30 P.M. (ET)
Monday, December 23		
240.	Pittsburgh at Tampa Bay	9:00 P.M. (ET)

SEVENTEENTH WEEKEND

Saturday, December 28

FOX-TV National Weekend

241.	Philadelphia at New York Giants	1:30 P.M. (ET)
242.	Kansas City at Oakland	2:00 P.M. (PT)
Sunday, December 29		
243.	Cincinnati at Buffalo	1:00 P.M. (ET)
244.	ATLANTA AT CLEVELAND	1:00 P.M. (ET)
245.	Minnesota at Detroit	1:00 P.M. (ET)
246.	Tennessee at Houston	12:00 P.M. (CT)
247.	Miami at New England	1:00 P.M. (ET)
248.	Carolina at New Orleans	12:00 P.M. (CT)
249.	Baltimore at Pittsburgh	1:00 P.M. (ET)
250.	Dallas at Washington	1:00 P.M. (ET)
251.	Jacksonville at Indianapolis	4:05 P.M. (ET)
252.	Arizona at Denver	2:15 P.M. (MT)
253.	Green Bay at New York Jets	4:15 P.M. (ET)
254.	Seattle at San Diego	1:15 P.M. (PT)
255.	Tampa Bay at Chicago (Champaign, Ill.)	7:30 P.M. (CT)
Monday, December 30		
256.	San Francisco at St. Louis	8:00 P.M. (CT)

POSTSEASON

January 4-5	Wild Card Playoff Games
January 11-12	Divisional Playoff Games
January 19	AFC and NFC Championship Games
January 26	Super Bowl XXXVII, San Diego, California
February 3 (Tentative)	AFC-NFC Pro Bowl, Honolulu, Hawaii

2002 ATLANTA FALCONS CHEERLEADERS



ROW 1- NADIA BAISCH, JAKENE ASHFORD, JULIE TAYLOR, TARA TANNER, TAMEKA PATTERSON, EMILY ANDREWS
ROW 2- KIM KENNEDY, MISSY WILLIAMS, MELISSA BREEN, KATIE THORNTON, KEITHA MINCHEW, CELESTE PODOJIL,
NICOLE HARRIS
ROW 3- SHIELLY KORPIESKI, ANGELINA GIBBS, CAREY DEPASQUALE, LAURA DEPASQUALE, CHATO WATERS, LONI COON
ROW 4- KRISTIN OWENS, BRENCIA BIENVILLE, ANGELA MITCHELL, MELANIE SUTTON, KRISTYE ADDISON
ROW 5- ANGELA MARSON, JENNIFER JUDKINS, STEPHANIE ARREOLA, LISA SISSON
ROW 6- JAMIE CRAMER, JENNIFER CRAMER

CHEERLEADERS CULTURED IN ATLANTA COMMUNITY

The Red Cross Blood Drive, Scottish Rite Children's Hospital, Habitat for Humanity, American Heart Association, and the Atlanta Falcons Youth Foundation are all organizations that your Atlanta Falcons Cheerleaders support every year, just to name a few.

This group of 30 women makes more than 700 appearances, spends more than 1,000 hours in the community and logs more than 3,000 miles each year devoting their time to serve the Atlanta community and surrounding areas.

In addition to serving Georgia, the cheerleaders have gone domestic and international. They have made numerous trips to Destin, Florida to perform at Air Force Bases. In the 2000 preseason, they took on Tokyo, Japan to perform at the American Bowl, where the Falcons defeated the Dallas Cowboys. In January 2002, a group endeavored to Newfoundland, Canada to perform at the annual Bud Bowl. In June 2002, the entire team anticipates travel to the Bahamas to have fun in the sun and shoot their much-awaited 2002 calendar. For more information about cheerleader appearances, contact Kristy Carder, director, at 770-965-3115, or email her at kcarder@Falcons.NFL.com.

2002 IMPORTANT DATES

July 8	Claiming period of 24 hours begins in waiver system.
Mid-July	Preseason training camps open. Clubs not permitted to open official pre-season camp earlier than July 5. Veteran players cannot be required to report earlier than 15 days prior to club's first pre-season game or July 15, whichever is later. The July 15 date is not applicable to clubs playing five pre-season games. Except for quarterbacks and "injured" players, veterans cannot participate in any organized football activity for 10 days prior to mandatory reporting date.
July 15	On or after this date a club that extends an existing Player Contract for a Franchise Player shall not be deemed to have utilized its Franchise Player designation for the period of the extension.
July 15	Deadline for a player who has practiced and/or played in a minor league in 2002 to sign in the NFL without being required to clear Procedural Recall waivers.
July 17	Clubs with more than six original NFL/EL exemptions must reduce to six exemptions no later than 4 p.m., New York time. Clubs may also begin to name their bonus exemptions.
July 22*	Signing period ends at 4 p.m., New York time, for Unrestricted Free Agents to whom a June 1 tender was made by Old Club, and for Transition Players. After this date and through 4 p.m., New York time, on November 12, Old Club has exclusive negotiating rights to these players. *or the first scheduled day of the first NFL training camp, whichever is later.
August 2-5	Hall of Fame Weekend.
August 3	American Bowl, Osaka, Japan: San Francisco vs. Washington.
August 5	Hall of Fame Game, Canton, Ohio: Houston vs. New York Giants.
August 6	If a Drafted Rookie has not signed with his club by this date, he may not be traded to any other club in 2002.
August 6	Deadline for players under contract to report to earn a season of free agency credit.
August 8-12	First Preseason Weekend.
August 27	Roster cut-down to maximum of 65 players on Active List by 4 p.m., New York time.
August 28	All tryouts on this date and for the remainder of the season must be reported to the League office.
September 1	Roster cut-down to maximum of 53 players on Active/Inactive List by 4 p.m., New York time. Clubs may dress minimum of 42 and maximum of 45 players and Third Quarterback for each regular season and post-season game.
September 1	NFL Europe League exemptions expire.
September 1	Simultaneously with the cut-down to 53 (56 for Houston), clubs that have players in the categories of Active/Physically Unable to Perform or Active/Non-Football Injury or Illness must take one of the following options: place player on Reserve/Physically Unable to Perform or Reserve/Non-Football Injury or Illness, whichever is applicable; ask waivers; terminate; trade; or continue to count him on Active List.
September 2	After 4 p.m., New York time, clubs may establish a Practice Squad of five players by signing free agents who do not have an accrued season of free agency credit or who were on the 45-player Active List for less than nine regular season games during their only Accrued Season(s). A player cannot participate on the Practice Squad for more than two seasons.
September 4	Beginning at 4 p.m., New York time, Team Salary includes all players receiving compensation under their 2002 contracts. Top 51 rule is no longer in effect.
September 5-9	Regular Season opens.

2002 IMPORTANT DATES

- September 5-10 Beginning on these dates vested veterans terminated from the Active List or Inactive List (and from Reserve/Injured if the player is placed on Reserve/Injured after the beginning of the regular season) are entitled to receive, after the end of the regular-season schedule, Termination Pay pursuant to the terms of the 1993 CBA.
- September 23 Houston must reduce its Active/Inactive List to a maximum of 53 players by 4 p.m., New York time.
- September 24 Priority on multiple waiver claims is now based on the current season's standing.
- October 15 Beginning the day after the conclusion of the sixth regular season weekend and continuing through the day after the conclusion of the ninth regular season weekend, clubs are permitted to begin practicing players on Reserve/Physically Unable to Perform and Reserve/Non-Football Injury or Illness for a period not to exceed 21 days. Players may be activated during the 21-day practice period or until 4 p.m., New York time, on the day after the conclusion of the 21-day period.
- October 15 All trading ends at 4 p.m., New York time.
- October 16 Players with at least four previous pension-credited seasons are subject to the waiver system for the remainder of the regular season and post-season.
- November 12 Signing period ends at 4 p.m., New York time, for Franchise Players who are eligible to receive Offer Sheets.
- November 12 Deadline for clubs to sign by 4 p.m., New York time, their unsigned Franchise and Transition Players, including Franchise Players who were eligible to receive Offer Sheets until this date. If still unsigned after this date, such players are prohibited from playing in NFL in 2002.
- November 12 Deadline for clubs to sign by 4 p.m., New York time, their Unrestricted Free Agents to whom June 1 tender was made. If still unsigned after this date, such players are prohibited from playing in NFL in 2002.
- November 12 Deadline for clubs to sign by 4 p.m., New York time, their Restricted Free Agents to whom June 1 tender was made. If such players remain unsigned, they are prohibited from playing in NFL in 2002.
- November 12 Deadline for clubs to sign Drafted players by 4 p.m., New York time. If such players remain unsigned, they are prohibited from playing in NFL in 2002.
- November 30 Deadline for reinstatement of players in Reserve List categories of Retired, Did Not Report, and Exclusive Rights, and of players who were placed on Reserve/Left Squad in a previous season.
- December 27 Deadline for waiver requests in 2002, except for "special waiver requests" which have a 10-day claiming period, with termination or assignment delayed until after the Super Bowl.
- December 28-30 Seventeenth Regular-Season Weekend.
- December 31 Clubs may begin signing free agent players for the 2003 season.

2003

- January 4-5 Wild Card Playoff Games.
- January 11-12 Divisional Playoff Games.
- January 18 Senior Bowl, Mobile, Alabama.
- January 19 AFC and NFC Championship Games.
- January 26 Super Bowl XXXVII, San Diego, California.
- February 3 AFC-NFC Pro Bowl, Honolulu, Hawaii.
- February 10 (Tentative) First day clubs can designate Franchise or Transition players.
- February 20-24 Combine Timing and Testing, RCA Dome, Indianapolis, Indiana.

ADDITIONAL BIO

MAA TANUVASA



96

DEFENSIVE TACKLE

6-2 • 270

9th season • Hawaii

Born 11-6-70 • American, Samoa

Acq: UFA- '02

ATLANTA FALCONS

Transactions: Originally an eighth-round draft pick (209th overall) by the L.A. Rams in the 1993 NFL Draft. After spending the entire 1993 season on injured reserve, was released by the Rams on August 23, 1994. Signed to the Pittsburgh Steelers' practice squad on Dec. 1, 1994. Signed by the Denver Broncos on Feb. 22, 1995. Released by the Broncos on on Aug. 27, 1995. Re-signed to the Broncos' practice squad on Aug. 28, 1995. Activated to the Broncos' active roster on Oct. 24, 1995. Waived by the Broncos on Sept. 2, 2001. Signed by the San Diego Chargers as a free agent on Oct. 2, 2001. Signed by Atlanta as an unrestricted free agent on June 14, 2002.

NFL: A quick and experienced pass rusher, who has played in 82 NFL games with 54 starts...Has developed into one of the NFL's top defensive linemen with the ability to play both the tackle and end positions...Tied for the Denver Broncos' team lead in sacks in 1997 and '98 (8.5) and tied for second in 1999 with seven...Concluded his stint with the Broncos ranked 11th on the team's all-time sack list with 33...Has the big-time game experience having been a member of Denver's back-to-back World Champion teams in 1997 and 1998...After playing six seasons with Denver, signed with the San Diego Chargers last season where he played in only two games because of an ankle injury.

2001: Went to training camp with the Denver Broncos, however was waived prior to the start of the regular season...Signed with San Diego in October, but was only able to play in two games because of an ankle injury that he suffered.

2000: Started at left defensive end in all 16 games and recorded 32 tackles, including 28 solos and four sacks (-19), and posted a career-best four fumble recoveries...The four sacks gave him 33 for his career, which enabled him to move past Pete Duranko for 11th place on the team's all-time list...First sack of the season came in victory over Atlanta (9/10), a game in which he also recovered one fumble...Came up with sacks in back-to-back weeks at San Diego (10/8) and vs. Cleveland (10/15)...Collected his fourth and final sack of the year vs. Oakland (11/13)...Also recorded fumble recoveries vs. Kansas City (9/24) and at the N.Y. Jets (11/5)...Started at left defensive end in the AFC Wild Card Game at Baltimore (12/31) and posted five tackles, including three solos and a two-yard sack of Raven quarterback Trent Dilfer.

1999: Started all 16 games - the first eight at left defensive end and the last eight at right end - and made 43 tackles (36 solos), including seven sacks (-24), which tied for the second-highest total on the team...It marked his third straight season with seven or more sacks and his third straight year ranking either first or second on the team...Combined with teammate Eric Brown to bring down the Jets' Rick Mirer (10/3) in Week 4... Posted a pair of sacks on Jim Harbaugh at San Diego (11/7)...Sacked Oakland quarterback Rich Gannon for a one-yard loss in Denver's 27-24 overtime win (11/22)...Had a season-high five solo stops vs. Minnesota (10/31)...Turned in solid performance vs. Seattle (12/19), dropping Seahawk quarterback Jon Kitna for a five-yard loss and forcing a fumble that was recovered by Broncos linebacker Al Wilson, which led to a Broncos field goal...The following week, on Christmas Day at Detroit (12/25), recorded 1.5 sacks of Lion quarterback Charlie Batch to raise his season total to six...Closed out the season with another sack of Harbaugh in the season finale vs. San Diego (1/2).

1998: Started at right defensive end in all 16 games and posted 53 tackles, including 47 solos and 8.5 sacks (-73.5 yards) to tie for the team lead and also tie for 10th in the AFC...Also added a forced fumble, a pair of fumble recoveries and a kickoff return for 13 yards...Recorded 5.5 sacks in a six-game stretch during the second half of the season...Collected first sack of the season vs. New England (9/7) when he dropped Patriots quarterback Drew Bledsoe midway through the third-quarter for a nine-yard loss...Recorded his third sack two weeks later at Oakland when he toppled Jeff George late in the third quarter...Caught Warren Moon for his third sack of the season at Seattle (10/11). Also had a season-high seven tackles at Seattle...Recorded his fourth sack of the season on Chargers quarterback Ryan Leaf vs. San Diego (11/8). Came up with a big play late in the game vs. the Chargers, collecting a Natrone Means fumble that was forced by linebacker Bill Romanowski at the Denver three-yard line to keep San Diego out of the end zone with 3:57 remaining in the game...Posted his first multi-sack of the game of the season with two (-23) before a Monday Night Football audience at Kansas (11/16)...A week later at Oakland (11/22) he raised his sack total to seven by sacking Raiders quarterback Donald Hollas early in the fourth quarter. Also recorded the first kickoff return of his career good for 13 yards...Made a key play in a crucial moment at San Diego (11/29), stripping the ball from Kenny Bynum at the Broncos' two-yard line, thwarting a potential San Diego scoring drive with Denver holding a 14-10 lead...Recorded his eighth sack of the year vs. Kansas City (12/6), getting to Rich Gannon for a four-yard loss on the Chiefs' final possession. Also recorded his second fumble recovery of the game vs. Kansas City...Combined with teammate Trevor Pryce for an 11-yard sack of the Giants' Kent Graham at the N.Y. Giants (12/13) to raise his season tally to 8.5 en route to a season-high seven solo tackles...Started at right defensive end in all three playoff games and posted five tackles, including three solos. In the AFC Divisional Playoff Game vs. Miami (1/9) had one solo tackle...Contributed one assisted tackle in the AFC Championship Game vs. the N.Y. (1/17)...Tallied three tackles, including two solos in Super Bowl XXXIII victory vs. Atlanta (1/31).

1997: Saw action in 15 of 16 games and started five of them after moving into a full-time role at right defensive tackle before the ninth game of the season (vs. Seattle 11/2)...Made a big impact, collecting 21 tackles, 20 of them solos, and 8.5 sacks, which tied for the team lead and also tied for 10th in the AFC...Suffered a sprained right ankle early in the first quarter vs. Oakland (11/24) and did not return to the game. Though X-rays taken did not reveal any serious damage, the ankle would still bother him for the remainder of the season...Played, but did not start the next week at San Diego (11/30) and was inactive the following week at Pittsburgh (12/7). Had a breakout game on Monday Night Football vs. New England in Week 6 (10/6), posting three sacks of Patriots quarterback Drew Bledsoe for -23 yards, the most sacks by a Bronco since Simon Fletcher had four in a game at San Diego Nov. 11, 1990...Had a pair of sacks in the season-opener vs. Kansas City (8/31)...Added his third sack of the season in Week 4 vs. Cincinnati (9/21)...Also turned tallied a sack in contests vs. Carolina (11/9) and at Kansas City (11/16)...Started all four postseason games at right defensive tackle and made seven stops, including five solos and one sack (-8), which came in the Wild Card win over Jacksonville (12/27)...Recorded two stops in each of the next two contests at Kansas City (AFC Divisional Playoff Game 1/4/98) and at Pittsburgh (AFC Championship Game 1/11/98)...Posted one stop in Denver's 31-24 Super Bowl XXXII win over Green Bay (1/25/98).

1996: Played in all 16 regular season games and made one start at right defensive tackle (at San Diego 12/22) in place of Michael Dean Perry (ankle)...Played as a reserve on the defensive line in the other 15 contests and had a breakthrough season with 24 tackles, including 15 solos and five sacks (-39), and one pass breakup. Also made one stop on special teams...Had one of Denver's nine sacks in season-opening win vs. the N.Y. Jets (9/1)...Registered his second sack of the season and one solo tackle in Denver's 28-17 victory over San Diego...Posted six tackles, including his third sack of the season in a Monday Night win at Oakland (11/4)...Collected his fourth sack at New England (11/17)...Had three solo tackles, including his fifth sack of the season, and broke up a pass at San Diego (12/22) in which he started his first NFL contest at right defensive tackle...Had one solo tackle in AFC Divisional Playoff loss vs. Jacksonville (1/4/97).

1995: Signed by the Broncos Feb. 22 1995...Spent the first five games of the season on the team's practice squad before being signed to the active roster on Oct. 24...Was declared inactive for each of the next two games before making his first professional appearance against San Diego (11/19), seeing action on special teams.

1994: Spent a portion of the season as a member of the Pittsburgh Steelers' practice squad after being released by the L.A. Rams in training camp...Started in the Rams' first preseason game at Green Bay (8/6/94).

1993: Spent the season on injured reserve with the Rams after suffering a knee injury in a pre-season game at Cleveland (8/21/93).

College: Finished his three-year career at the University of Hawaii with 190 tackles, including 116 solos and 10 sacks. As a senior he had 84 tackles, 57 of which were unassisted, to go along with 10 sacks. He posted 41 stops (27 solos) as a junior and 65 (32 solos) as a sophomore.

Personal: Was an Oahu Interscholastic Association All-Star selection in both football and track at Mililani High School in Mililani, Hawaii. His first name means rock in Samoan, providing the reason for his nickname. Maa Junior Tanuvasa was born Nov. 6, 1970 in American, Samoa. He and his wife, Kris, have a daughter, Chantel (12), and a son, Maa, Jr. (2).

Tanuvasa's Career Statistics

Year	Team	GP/GS	Tckls	Solos	Sacks	INTs	Sp Tms
1993	Rams			Injured-Reserve			
1994	Rams/Pit.			Practice Squad			
1995	Denver	1/0	0	0	0	0	0
1996	Denver	16/1	24	15	5	0	0
1997	Denver	15/5	21	20	8.5	0	0
1998	Denver	16/16	53	47	8.5	0	0
1999	Denver	16/16	43	36	7	0	0
2000	Denver	16/16	32	28	4	0	0
2001	S.D.	2/0	1	1	1	0	0
Totals:		82/54	174	147	34	0	0



Notes

Notes

Notes

AOL 7.0

Now, simply the best
online experience ever!



As Always:

- ✓ Your security and privacy are protected on AOL.
- ✓ FREE customer service 24-hours a day, on the phone or online.
- ✓ Parental Controls help safeguard your kids online.
- ✓ There's never been a better time to join!

NEW in 7.0:

- ✓ Now, your favorite music when you want it with Radio@AOL.
- ✓ Now, your local news, weather, entertainment, movie show times and more.

Call 1-800-4-ONLINE
today for FREE AOL 7.0 software
and 1000 hours to try it out! for 45 days



So easy to use,
no wonder it's #1

1000 HOUR FREE TRIAL MUST BE USED WITHIN 45 DAYS OF INITIAL SIGN-ON. TO AVOID BEING CHARGED FUTURE AOL FEES, SIMPLY CANCEL BEFORE TRIAL PERIOD ENDS. Avail. to new members in the US, age 18+; a major credit card or checking acct. is required. Premium services carry surcharges and communication surcharges may apply in certain areas, even during trial time. Members may incur phone charges on their phone bills, depending on their calling plan and location, even during trial time. America Online, AOL and the Triangle Logo are registered service marks of America Online, Inc. ©2002 America Online, Inc. All rights reserved.

ATLANTA FALCONS

2002 SCHEDULE



2002 ATLANTA FALCONS INFORMATION GUIDE



PRESEASON



Friday	Aug. 9	Jacksonville	7:30 p.m.	WXIA
Saturday	Aug. 17	New York Giants	4:00 p.m.	WXIA
Saturday	Aug. 24	at Dallas	8:00 p.m.	WXIA
Thursday	Aug. 29	at Cincinnati	7:30 p.m.	WXIA



REGULAR SEASON



Sunday	Sept. 8	at Green Bay Packers	1:00 pm	FOX
Sunday	Sept. 15	Chicago Bears	1:00 pm	FOX
Sunday	Sept. 22	Cincinnati Bengals	8:30 pm	ESPN
Sunday	Sept. 29	BYE		



Sunday	Oct. 6	Tampa Bay Buccaneers	1:00 pm	FOX
Sunday	Oct. 13	at New York Giants	1:00 pm	FOX
Sunday	Oct. 20	Carolina Panthers	1:00 pm	FOX
Sunday	Oct. 27	at New Orleans Saints	1:00 pm	FOX



Sunday	Nov. 3	Baltimore Ravens	1:00 pm	CBS
Sunday	Nov. 10	at Pittsburgh Steelers	1:00 pm	FOX
Sunday	Nov. 17	New Orleans Saints	1:00 pm	FOX
Sunday	Nov. 24	at Carolina Panthers	1:00 pm	FOX



Sunday	Dec. 1	at Minnesota Vikings	1:00 pm	FOX
Sunday	Dec. 8	at Tampa Bay Buccaneers	1:00 pm	FOX
Sunday	Dec. 15	Seattle Seahawks	1:00 pm	FOX
Sunday	Dec. 22	Detroit Lions	1:00 pm	FOX
Sunday	Dec. 29	at Cleveland Browns	1:00 pm	FOX



NOTE: All Times are Eastern

