



2005 FAN &
MEDIA GUIDE

BALTIMORE
RAVENS



BALTIMORE
RAVENS

2005 FAN & MEDIA GUIDE

\$15



ALL OF THE CLARITY
OF BEING THERE.
NONE OF THE SWEAT.

HIGH-DEFINITION TELEVISION

WITH UP TO 15 CHANNELS OF HD PROGRAMMING, INCLUDING:

Comcast
SportsNet
HDTV

abc HD

CBS HDTV

ESPN HD

1.888.COMCAST

Restrictions may apply, call Comcast for details.

comcast



More publications available at:

www.retroseasons.com/library/

2005 SCHEDULE AND FACTS



PRESEASON

DATE	OPPONENT	PLACE	TIME
Sat., AUG. 13	at Atlanta Falcons	Georgia Dome	7:30 PM
SAT., AUG. 20	PHILADELPHIA EAGLES	M&T BANK STADIUM	8:00 PM
Fri., Aug. 26	at New Orleans Saints	Louisiana Superdome	8:00 PM
THU., SEP. 1	WASHINGTON REDSKINS	M&T BANK STADIUM	8:00 PM

REGULAR SEASON

SUN., SEP. 11	INDIANAPOLIS COLTS	M&T BANK STADIUM	(ESPN) 8:30 PM
Sun., Sep. 18	at Tennessee Titans	The Coliseum	1:00 PM
Sun., Sep. 25	BYE		
SUN., OCT. 2	NEW YORK JETS	M&T BANK STADIUM	4:05 PM
Sun., Oct. 9	at Detroit Lions	Ford Field	1:00 PM
SUN., OCT. 16	CLEVELAND BROWNS	M&T BANK STADIUM	1:00 PM
Sun., Oct. 23	at Chicago Bears	Soldier Field	4:15 PM
Mon., Oct. 31	at Pittsburgh Steelers	Heinz Field	(ABC) 9:00 PM
SUN., NOV. 6	CINCINNATI BENGALS	M&T BANK STADIUM	1:00 PM
Sun., Nov. 13	at Jacksonville Jaguars	ALLTEL Stadium	1:00 PM
SUN., NOV. 20	PITTSBURGH STEELERS	M&T BANK STADIUM	4:15 PM
Sun., Nov. 27	at Cincinnati Bengals	Paul Brown Stadium	1:00 PM
SUN., DEC. 4	HOUSTON TEXANS	M&T BANK STADIUM	1:00 PM
Sun., Dec. 11	at Denver Broncos	INVESCO Field at Mile High	4:15 PM
MON., DEC. 19	GREEN BAY PACKERS	M&T BANK STADIUM	(ABC) 9:00 PM
SUN., DEC. 25	MINNESOTA VIKINGS	M&T BANK STADIUM	(ESPN) 8:30 PM
Sun., Jan. 1	at Cleveland Browns	Cleveland Browns Stadium	1:00 PM

► HOME GAMES IN CAPS ► ALL TIMES EASTERN ► M&T BANK STADIUM ► NAMED MAY 6, 2003 ►

IMPORTANT DATES

2005:	July 31	Players Report to Training Camp
	Aug. 6	Preseason Begins
	Aug. 19	Camp Breaks
	Aug. 30	Roster to 65
	Sep. 4	Roster to 53

RAVENS FACTS

Address:	Football Office 1 Winning Drive Owings Mills, MD 21117	M&T Bank Stadium 1101 Russell St. Baltimore, MD 21230 Capacity: 70,107
Telephone:	(410) 701-4000 (Main)	(410) 547-8100
Fax:	(410) 701-4005 (Fax)	Fax: (410) 230-8060
Training Camp:	McDaniel College (10th Year) 451 WMC Drive Westminster, MD 21158 (410) 840-5000	Fan & Practice Information: (410) 261-RAVE or 7283
		Ticket Information: \$45, \$48 \$55, \$65, \$67, \$77 (410) 261-RAVE or 7283

Website: - baltimore Ravens.com

Training Camp Credentials: - Chad.Steele@Ravens.NFL.net

Game Credentials: - ravensmedia.com / Francine.Lubera@Ravens.NFL.net

TABLE OF CONTENTS

2004 IN REVIEW

All-Pro Ravens	252
Award-winning Ravens (Media)	283
Game-by-Game Summaries	267
Honor Roll	252
How Ravens Were Built	259
Milestones and Records	266
NFL Rankings	283
NFL Standings	284
Player Participation	258
Pro Bowl Ravens	252
Season Review	266
Starting Lineup	252
Statistics, Preseason	254
Statistics, Regular Season	251
Statistics, Game-by-Game	256, 260

2005 MISCELLANEOUS

Abbreviation Chart	207
Credential Requests, Media	1
Important NFL Dates	405
Index, Complete	412
Milestones, 2005	317
NFL Schedule/Postseason Dates	407
Preseason NFL Schedule	403
Pronunciation Guide	83
Ravens Schedule	1
Rosters	248
Stadium Facts	1, 395
Staff Directory	3
Staff Photos	52
Training Camp	1, 402
Training Facility	19

ALL-TIME RAVENS

Attendance	295
Biggest Days, Ravens	306
Coaches, All-Time	27
Comebacks	42
Defensive TDs	304
Draft Choices, All-Time	296
Draft Choices, Colleges	297
First Downs	302
Largest Crowds	308
Last Time	305
Longest Plays	307
Offensive/Defensive Rankings	301, 304
Overtime Games	300
Postseason Results	299
Preseason Results	298
Prime Time Ravens	295
Pro Bowl Ravens	309
Rankings, Ravens	301, 304
Ravens vs. NFL	318
Regular Season Results	298
Ring of Honor	22, 309
Roster, All-Time	293
Shutouts	323
Statistics, Cumulative 1996-2003	324
Top 10, Off./Def. Games	152

Trades	309
Transactions	310
Won/Loss Results	297

BIOGRAPHIES

Assistant Coaches	23
Brian Billick	13
Steve Bisciotti	4
O.J. Brigance	40
Kevin Byrne	48
Dick Cass	8
Eric DeCosta	41
Draft Choices	223
Jim Fassel	18
Free Agents	232
Jeff Goering	51
George Kokinis	42
Dennis Mannion	49
Art Modell	7
Pat Moriarty	39
Ozzie Newsome	9
Vincent Newsome	43
Player Personnel	44
Rex Ryan	20
Bill Tessenford	50
Veterans	63
Gary Zauner	21

COMMUNITY

Ed Block Courage Award	70
Extra Effort Award	28
In The Community	58
Lineman of the Year	109
Player Foundations	61
Ravens All Community Team Foundation	61
Unsung Hero Award	150

GAME DAY SECTION

Entertainment	398
M&T Bank Stadium	400
Preseason TV	399
Ravens Radio Network	404
RAVE-TV	399
Stadium Diagram	401

HISTORY SECTION

Baltimore Pro Football History	286
Ravens History	285
Super Bowl XXXV	285
Transactions	310

RECORDS SECTION

Baltimore Pro Football Records	392
Career Leaders	355
Individual Records	360
Opponents Best Games	390
Postseason, Individual	379
Postseason, Team	384
Team Records	367

Credits

Executive Editor: Francine Lubera **Editors:** Marisol Renner and Chad Steele

Graphics Manager: Ken Lisse

Photographers: Phil Hoffmann, Ross Hollebon, Cappy Jackson, Glenwood Jackson, Dave Trozzo, Stuart Haman and Wayne Paulo

Special Thanks: Adam H. Beasley, Kevin Byrne, Susan Cole, John Cornell, Melanie LeGrande

STAFF DIRECTORY

EXECUTIVE

Steve Bisciotti Owner
 Arthur B. Modell Minority Owner
 Richard W. Cass President
 Pam Lund Executive Assistant/Office Manager
 (to Bisciotti)
 David Modell Consultant
 Ron Shapiro Special Advisor to the Owner

ADMINISTRATION

Jeff Goering Senior Director of Finance
 Jim Collier Controller
 Elizabeth Jackson Dir. of Human Resources
 Patti Holtry Payroll Manager
 Dana Blankenbiller Payables and Cash Manager
 Reba Koppelman Senior Accountant
 Stacy Grierson Staff Accountant
 Toni Lekas and Valarie Wideman Receptionists

INFORMATION TECHNOLOGY & INTERNET

Bill Jankowski Sr. Dir. of Information Technology
 Nick Fusee Senior Network Administrator
 Ross Holleben Manager, Internet Services
 Jennifer Hinkle Internet Assistant

BUSINESS VENTURES

Dennis Mannion Senior VP/Business Ventures
 Laura Young Executive Asst./Business Ventures

BROADCASTING

Larry Rosen Sr. Director, Broadcasting
 Don DiRaddo Manager, Live Programming
 Pete Hock Manager, SMARTVISION Production
 Lauryn Lukin Manager, Broadcasting
 Katie Sadler Broadcasting/Marketing Coord.

TICKET SALES & OPERATIONS

Baker Koppelman Sr. Dir. of Ticket Sales/Ops
 T.J. a'Becket Ticket Operations/Service Rep.
 Mike Burke Ticket Sales Representative
 Stephanie Magill Ticket Operations/Service Rep.
 Adam Mazalewski Ticket Ops/ Service Rep.
 Bernie Stawski Ticket Sales Representative

MARKETING

Lisa Dixon Director of Marketing
 Jennifer Burns Manager, Brand Ventures
 Brad Downs Manager, Fan Development
 Ken Lisse Manager, Design
 Michael Preston Mgr., Advertising and Research
 Megan Collins Entertainment and Events Coord.
 Andi Goodwin Advertising and Research Coord.
 Tina Simijoski Cheerleaders Coordinator
 Brian Kasabala Fan Development Coordinator
 Keith Weldon Fan Development Coordinator
 Brandon Williams Characters Coordinator

CORPORATE SALES & BUSINESS DEVELOPMENT

Mark Burdett Sr. Director, Business Development
 Theresa Abato Director, Premium Services/Suites
 Erin Stewart Dir., Corporate Sales Administration
 Ed Burchell Director, Corporate Partnerships
 Kevin Rochlitz Director of Corporate Sales
 Ray Naimoli Manager, Business Development
 Paige Boyle Corporate Sales Representative
 Josh Hartman Premium Services/Suites Coord.
 Kate Kaiser Corporate Sales Coordinator

STADIUM OPERATIONS

Roy Sommerhof Sr. Dir., Stadium Operations
 Jobie Waldt Manager, Stadium Operations
 John Cline Manager, Event and Guest Services
 Molly Bell Stadium Operations Coordinator

FOOTBALL VIDEO OPERATIONS

Jon Dube Director of Football Video Operations
 Mark Bienvenu Assistant Director
 Collin Ferguson Assistant

PUBLIC & COMMUNITY RELATIONS

Kevin Byrne Senior VP/ Public
 and Community Relations
 Francine Lubera Director of Publications/
 Asst. Director of Public Relations
 Kenny Abrams Director of Community Relations
 Marisol Renner Public Relations Manager
 Chad Steele Media Relations Manager
 Adam H. Beasley Internet Content Writer
 Melanie LeGrande Community Relations Coord.
 Phil Hoffmann Team Photographer/Consultant

OPERATIONS

Bob Eller Senior Director of Operations
 Don Follett Head Groundskeeper
 Keith Mathews Facilities Maintenance Manager
 Joan Sieracki Travel Manager
 Sean Kauffman Fields and Grounds Supervisor
 Eric Evers, Bryan Filkins, Blake Hoerr, P.J. Petel,
 Brandon Smith Groundskeepers

SECURITY

Darren Sanders Director of Security
 Ed Brown, Renee Crouell, Vernon Holley, Kenny
 Welsh Security

PLAYER PERSONNEL

Ozzie Newsome General Manager/Executive VP
 Pat Moriarty VP of Football Administration
 Eric DeCosta Director of College Scouting
 George Kokinis Director of Pro Personnel
 O.J. Brigrance Director of Player Development
 Vincent Newsome Asst. Director of Pro Personnel
 Chad Alexander Midwest Area Scout
 Joe Douglas Northeast Area Scout
 Joe Horitz Southeast Area Scout
 Daniel Jeremiah West Area Scout
 Lionel Vital National Scout
 Jeremiah Washburn Southwest Area Scout
 Andy Weid West Area Scout
 Jessica Markison Executive Assistant/
 Football Administration Manager
 Roy Anderson Player Personnel Assistant
 Mark Azevedo Player Personnel Assistant
 Milt Hendrickson Player Personnel Assistant

COACHING

Brian Billick Head Coach
 Jim Fassel Offensive Coordinator
 Rex Ryan Defensive Coordinator
 Gary Zauner Special Teams Coordinator
 Clarence Brooks Defensive Line
 John Fassel Offensive Assistant
 Jedd Fisch Assistant QBs/WRs
 Jeff FitzGerald Linebackers
 Chris Foerster Offensive Line/Asst. Head Coach
 Jeff Friday Strength and Conditioning
 Wade Harman Tight Ends/Asst. Offensive Line
 Johnnie Lynn Secondary
 Rick Neuheisel Quarterbacks
 Mike Pettine Outside Linebackers
 Paul Ricci Asst. Strength and Conditioning
 David Shaw Wide Receivers
 Matt Simon Running Backs
 Bennie Thompson Special Teams Assistant
 Dennis Thurman Secondary
 Megan McLaughlin Asst. to the Head Coach/
 Coaching Staff

EQUIPMENT

Ed Carroll Manager
 Darin Kerns Assistant Manager

TRAINING & MEDICAL

Bill Tessendorf Vice President of Medical Services
 Mark Smith Assistant Athletic Trainer
 Mark Teeple Assistant Athletic Trainer



STEVE BISCIOTTI

OWNER

COLLEGE: SALISBURY STATE UNIVERSITY

YEARS WITH RAVENS: 6

YEARS IN NFL: 6

HS: SEVERNA PARK (MD)

BORN: 4/10/60

BIRTHPLACE: PHILADELPHIA, PA

Ask the people who know Steve Bisciotti the best about the kind of person he is and you'll hear a lot of: "He's a regular guy." Steve is that "regular guy" who came from a working-class family in a Baltimore suburb, helped build a company that is one of the top international staffing businesses, and then became an NFL team owner.

Born in Philadelphia on April 10, 1960, Bisciotti moved to Baltimore with his family when he was 11 months old. Most of his close friends are long-time associates who met him in school or are from his old neighborhood. Junior high school friend Nick Manis, a prominent Maryland lobbyist and legislative analyst, says: "Steve is without pretense. You do hear people describe him as a 'regular guy,' and that's what he is. Success hasn't changed him, or his circle. Spend time with him and you hear about his family, his friends, the Terps (Maryland) and golf."

Until he bought the Ravens, Bisciotti's incredible business success was not well known on a national level. In fact, it wasn't even notable in the Baltimore area, where he has kept a low profile. That's his style. "I have no interest in notoriety, and wouldn't mind being the least-known owner in the NFL," the outgoing Bisciotti says. "I know the media would like more from me, but people like Ozzie (Newsome) and Brian (Billick) can talk with more knowledge than me about the Ravens. And I'm still learning how to be an NFL owner."

Bisciotti, who is 45 and the 2nd-youngest owner in the NFL (to Daniel Snyder - 41), bought a minority interest in the Ravens in 2000 and completed the purchase of the franchise on April 9, 2004. Like Art Modell, the previous owner, Steve is a successful business person who purchased an NFL team at a young age. Modell was 35 when he bought the Browns in 1961.

How does Bisciotti describe his ownership style? "I'm very involved, but would not describe myself as an owner who is involved in the day-to-day decisions. I want to be included and continually educated. But, in the end, I want those qualified in their respective fields of expertise to make the decisions," Bisciotti says. "I don't know more about acquiring players than Ozzie. I don't have the coaching expertise that Brian has. I do think I know the right questions to ask," Bisciotti states.

Bisciotti is making sure his senior management team stays together. Newsome and Billick have multi-year contracts, and Steve hired the highly-respected Dick Cass as the team president. "There are many reasons why Steve is successful. One of those is that he can inspire people to do better. We see that regularly here," Cass adds.



Steve Bisciotti (left) and Ravens president Dick Cass (right) chatted at the 2004 May passing camp at the Owings Mills Facility. Cass, whose profile appears on page 8, has had significant experience in the sports industry. Steve is an avid fan who grew up watching the Colts and Orioles.

Ross Hallebon, Photographer

STEVE BISCIOTTI

One of the 1st projects Steve directed as owner of the Ravens was to build the team's state-of-the-art training and practice facility, which opened in October of 2004. "There is none better than ours," Billick says. "A facility can't win a game for you, but what Steve built gives us an edge. Players spend more time here preparing to win because it's a good place to get work done and hang out with teammates and coaches."

The Bisciottis moved to Baltimore (Severna Park) in March of 1961 when Steve, the youngest of 3 children, was 11 months old. His father, Bernard, took the children to Orioles and Colts games. Sadly, Bernard died of leukemia when Steve was 8. His mother, Patricia, a huge Ravens' fan, then raised the children alone.

"I remember going to a couple of Colts games every season with my Dad or Mom and brother (Mike) and sister (Cathy Thomas). We were on the 10-yard line, lower deck," Bisciotti recalls. "We'd go to O's games. My favorite player was Paul Blair, because my brother already claimed Brooks Robinson and wouldn't let me take the same guy. We'd also go to Westminster for Colts training camp. We have pictures with various players, and I have one with me wearing Johnny Unitas' helmet. I would always ask the players if I could wear their helmets."


Growing up, Steve always worked part-time. He mowed lawns (including at St. John the Evangelist Catholic Church), pumped gas and baby-sat. And he played sports. "I wasn't much of a high school athlete, but played football, baseball and basketball all the time when I was growing up," Bisciotti adds. As a senior at Severna Park High School, Steve played on the football team for head coach Andy Borland. (Bisciotti transferred to Severna Park after 2 years at Severn School.)

After graduating from Salisbury (MD) State with a degree in liberal arts in 1982, Bisciotti worked in the temporary help industry. When he lost his job in 1983 (he was 23), he started Aerotek with his first cousin, Jim Davis. They opened a basement office in Annapolis and furnished it with second-hand desks purchased from Goodwill. They offered aerospace and technology companies access to skilled temporary employees. Starting with 2 employees and 2 clients, Bisciotti and Davis produced \$1.5 million in sales in the 1st year.

Aerotek grew into the Allegis Group, which currently is the 3rd-largest staffing firm in the United States – 6th in the world. The company, which is based in the Baltimore area and has offices throughout the U.S., Canada and Europe, has over 6,000 employees and 65,000 high-end contract workers. Allegis Group, which does little self promotion or publicity, places employees in positions from engineers to cable installers, to computer programmers, to marketing specialists.

Steve Bisciotti (far left) and his wife Renée showed support for Art Modell, joining him and his wife Pat at the annual Ed Block Courage Awards dinner, when Art was presented with a one-of-a-kind Honorary Courage Award in 2004. The honor represented Art's contributions to the NFL, Ed Block Foundation and the City of Baltimore. Following that presentation, Modell received a medalion from St. Vincent's in appreciation of his philanthropy. Steve has asked Art to stay with the Ravens as a consultant.

Greenwood Jackson, Photographer



STEVE BISCIOTTI

As is his style, Steve quietly is devoted to a number of important causes and projects, some associated with his deep Catholic faith. He is a board member for both Catholic Charities and Mother Seton Academy (Baltimore).

Steve, who enjoys golfing, boating and a devotion to University of Maryland athletics, and his wife Renée (Foote), are the parents of 2 sons, Jason, a college freshman, and Jack, a high school senior. Renée spent a lot of time to help design the interior and selected the furnishings at the Ravens' new complex. The family lives in Millersville, MD. PRONUNCIATION IS Bih-SHAH-tee.

FROM AND ABOUT STEVE ...

MARYLAND BASKETBALL COACH GARY WILLIAMS: "What really strikes me about Steve is his loyalty to the friends he's had forever. A lot of people, when they become very successful like Steve, they move on. His friends are the same ones he grew up with. That's one of his strengths."

MARYLAND HOUSE SPEAKER MICHAEL E. BUSCH (Who grew up 8 doors away from Steve in Severna Park): "Steve values hard work, values his family. His friends today are the same ones he had yesterday. He hasn't changed his personality or his friends. There is nothing pretentious about him. He's the same guy I knew as a kid. He goes to his sons' games, and he's just as enthusiastic there as he is at Ravens games."

BISCIOTTI ON BEING A FAN: "You don't stop being a fan when you're an owner. I now get to do what every fan would like to do – go into Ozzie and Brian's offices and ask them what's going on. And, they have to tell me. That's a fun side to all of this...I bought an organization that functions well. If I were to tell Brian how to coach that wouldn't be smart. He's been doing this for 30 years. I won't be telling Ozzie how to draft or select veterans for us. He's the best in the business."

BISCIOTTI ON RAVENS FANS: "My responsibility is not only to my family and the people who work for the Ravens. There are over a million stockholders in the area that we have an obligation to. They're the fans that invest 3 hours on Sunday to watch, listen to, or attend our games. That's a big difference from owning a non-sports company."

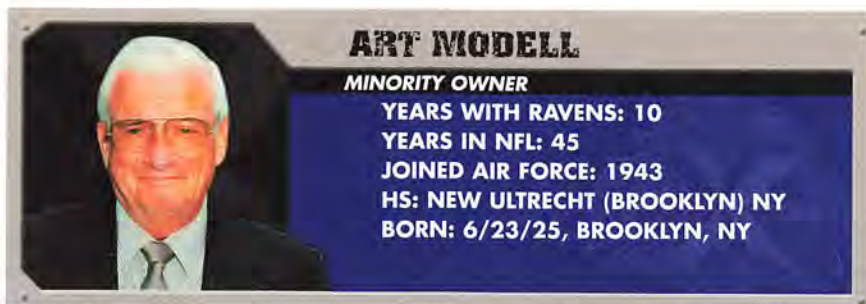
SEVERNA PARK HIGH SCHOOL FOOTBALL COACH ANDY BORLAND (Steve's high school coach): "Steve flew my grandson and me to the Ravens' Super Bowl. He included an old man like me, along with his close friends, on a charter flight. He gave us a memory that will last a lifetime. That's so typical of his generosity and devotion to his history."

STEVE ON HIS BUSINESS SUCCESS: "We worked pretty hard for a lot of hours for a lot of years. We had a lot of good people with great desire and a willingness to do all the right things to succeed. And, we had fun doing the work. It was never about calling attention to ourselves. We were happy to just produce. There was some luck involved, but there was also incredible effort by people of character."



CITY OF CHAMPIONS

Baltimore is the only city that boasts champions in 3 different professional football leagues: the 2000 Ravens; the 1958, 1959 and 1970 NFL Colts; the 1984 and 1985 USFL Stars (Philadelphia/Baltimore) and the 1995 CFL Stallions.



ART MODELL

MINORITY OWNER

YEARS WITH RAVENS: 10

YEARS IN NFL: 45

JOINED AIR FORCE: 1943

HS: NEW ULTRECHT (BROOKLYN) NY

BORN: 6/23/25, BROOKLYN, NY

Art Modell embodies the legacy of a true American success story. He's been described as a bold, competitive and compassionate entrepreneur. Modell finalized the sale of the World Champion Baltimore Ravens to majority owner Steve Bisciotti in April 2004. Art was 1 of 15 finalists for the Canton NFL Hall of Fame in 2001 and a semifinalist for the classes of 2004 and 2005.

Modell, who purchased the Cleveland Browns for what was an unprecedented price of \$4 million in 1961, brought the NFL back to Baltimore in February of 1996. It was not an easy move to make for the longtime Clevelander, but Modell did not leave the fans of Cleveland empty handed. Art left the name "Browns," the team colors and the great Browns' history.

In his 43 seasons of full ownership of the Browns and Ravens, Modell won 2 NFL championships (1964 and 2000), and 3 other teams (1965, 1968 and 1969) played in NFL title games. Three more teams (1986, 1987 and 1989) lost memorable AFC Championship battles against John Elway and the Broncos. Ten other teams earned playoff berths, while 6 more entered the season's final week with a chance to make the postseason.

"I believe Art belongs in the Hall of Fame. I don't know a person who has done more for the league than Modell, especially through television."

—Wellington Mara, NY Giants owner, 2002

Modell was the only elected NFL president in league history, serving in that capacity from 1967 through 1969. He chaired the negotiations for the 1st collective bargaining agreement with the players in 1968, leading a committee that included Vince Lombardi and Jim Finks, both NFL Hall of Famers. Modell might be most noted for his tenure as the NFL's broadcast chairman. The contracts he negotiated over a 31-year period (1962-93) set the standard for sports TV.

Other key career highlights include:

- Chairman of the Owners Labor Committee (1968), which successfully negotiated the NFL's 1st players' collective bargaining agreement.
- Served on the NFL-AFL Merger Committee, breaking the impasse for realignment of the 2 leagues by moving the Browns to the AFC.
- Worked closely with Pete Rozelle to establish NFL Films and became its 1st Chairman.
- In 1970, Art was an important negotiator with ABC to launch Monday Night Football and volunteered to host the 1st game in Cleveland. (The Browns won, 31-21, over the NY Jets.)

PERSONAL: Art and his wife, Pat, are the parents of John and David. David lives in Baltimore with his wife, Michele, and helps run Modell Ventures. He has 4 children: Breslin, Collier, Arthur and David. John and his wife, Tracy, live in LA with son Dylan and daughter Isabella. He is a composer/producer, and is president of Modular Entertainment, a music and multi-media production company. Art and Pat are residents of Cockeysville, MD and Vero Beach, FL.

AMAZING TREE

Art gave 3 NFL head coaches - Marty Schottenheimer, Bill Belichick and Brian Billick - their 1st head-coaching opportunities. When traced as a family tree, this trio has now spawned almost half (15) of the league's head coaches: Schottenheimer - Bill Cowher (Mike Mularkey, Dom Capers, Jim Haslett), Tony Dungy (Lovie Smith); Billick (Marvin Lewis, Jack Del Rio and Mike Nolan); and Belichick (Nick Saban and Romeo Crennel). Modell also gave Blanton Collier, who was the head coach of Modell's 1964 World Champions Browns, his 1st head coaching position.



DICK CASS

PRESIDENT

COLLEGE: PRINCETON

LAW SCHOOL: YALE

YEARS WITH RAVENS: 2

YEARS IN NFL: 2

HS: MERCERSBURG (PA) ACADEMY

BORN: 1/13/46, WASHINGTON, DC

Dick Cass entered his 2nd year as president with the Bisciotti franchise. Cass oversees all aspects of the Ravens' organization, including player and staff personnel, communications and business ventures. Cass is not a newcomer to the NFL or its operations, as he has served as counsel to a number of NFL owners, including both the Washington Redskins and the Dallas Cowboys, and to the NFL office.

"Dick has had involvement with every aspect of an NFL team," says Steve Bisciotti. "His legal expertise, his working knowledge of the business, his relationships at the league office, and the respect he has already earned around the league is a significant asset for the franchise."

2004: (with Baltimore) Dick Cass, who was named president of the club in April, was Steve Bisciotti's 1st hire as the new majority owner of the Ravens...Cass brought a wealth of business knowledge, plus legal and negotiating expertise to the team...He orchestrated a midseason move to the new Ravens' offices in Owings Mills, bringing together football operations and corporate into 1 state-of-the-art facility.

1972-2003: (with Wilmer, Cutler & Pickering) A partner of the DC-based law firm of WCP (31 years)...Was chairman of the firm's Business Transactions Section and a member of its Management Committee...Had a general corporate and securities practice, representing companies and entrepreneurs in complex corporate partnership and securities transactions. **2003:** Was counsel to the Independent Commission of the US Olympics Committee. **2002:** Was counsel to the owner of the NBA Charlotte Hornets in the team's relocation to New Orleans. **2000:** Helped broker the purchase of the Ravens from the Modell family to Steve Bisciotti. **1999:** Represented the estate of Jack Kent Cooke in the sale of the Washington Redskins to Daniel Snyder. **1992-93:** Retained by NFL as an advisor pursuant to the Collective Bargaining Agreement with players (continues to this day). **1980s:** Represented Dallas Cowboy owner Jerry Jones in the acquisition of the team and Texas Stadium...Continued to advise Jones and the Cowboys on a variety of franchise matters, including sponsorship contracts, the Collective Bargaining Agreement and salary cap, NFL broadcast arrangements, NFL Internet policies, stadium financing, estate planning, local broadcast partnerships, and NFL substance abuse programs. **1979:** Promoted to partner of WCP. **1972:** 1st year as a member of Wilmer, Cutler & Pickering law firm.

PERSONAL: Graduated Phi Beta Kappa from Princeton in 1968...A knee injury, coupled with surgery, kept him from athletics his 1st 2 years...Played rugby as a junior and senior for the Tigers...Graduated from Yale Law School in 1971...Clerked for a federal judge in Connecticut for 1 year before joining Wilmer, Cutler and Pickering, a law firm with global offices...Father was in the Coast Guard...As a child, Dick moved all over the country with his parents, including Virginia, Maryland, Michigan, California, Washington, D.C., Florida and Massachusetts...Graduated from Mercersburg (PA) Academy, where he was student body president and captain of the football, basketball and baseball teams...Cass serves as a director of the Greater Baltimore Committee and has served on the boards of trustees for both Princeton and Mercersburg...Serves on the board of trustees for the Maryland Science Center...Continues as chairman of the Ravens All Community Team Foundation...Dick's wife, Heather, owns an architecture firm, Cass and Associates...She is also a graduate of Yale (School of Architecture) and is a Fellow of the American Institute of Architects...Heather also serves on the board at St. Alban's in DC, and is a member of the Georgetown Review Board in DC...Their daughter, Courtney, is a Columbia graduate who taught in New York City public schools for 3 years...She is now earning a law degree at Virginia...Their son, Willy, is a graduate of St. Albans, and is currently a sophomore at Yale.

The Cass family resides in Chevy Chase, MD.



OZZIE NEWSOME

GENERAL MANAGER/EXECUTIVE VICE PRESIDENT

COLLEGE: ALABAMA

YEARS WITH RAVENS: 10

YEARS IN NFL: 28

YEARS IN PERSONNEL: 15

HS: COLBERT COUNTY (LEIGHTON) AL

BORN: 3/16/56, MUSCLE SHOALS, AL

Maintaining his quiet, dignified approach, Ozzie Newsome is noted throughout the NFL as one of the game's top leaders and personnel authorities. *A Pro Football Hall of Famer, Newsome was the architect of the Ravens' Super Bowl XXXV championship team in 2000.* He was promoted to general manager and executive vice president in the fall of 2002.

Under Newsome's guidance, the Ravens own a remarkable draft success. In the team's 1st 9 drafts, Newsome selected 1st-rounders who have earned the Pro Bowl a total of 27 times. The team's 1st picks ever, Jonathan Ogden and Ray Lewis – the 4th and 26th selections in the 1996 draft – have combined for 15 Pro Bowls. Both are considered likely NFL Hall of Famers. In those 9 drafts, Baltimore has selected in the bottom half of the 1st round with uncanny success: Lewis, who has twice been named as the NFL's defensive player of the year; Todd Heap, at 31 in 2001, has been to 2 Pro Bowls; Ed Reed, the 24th pick in '02, has gone to Hawaii twice and earned the NFL's MVP of defense in '04; and Kyle Boller, the 19th in '03, who started as a rookie and continues as the Ravens' starting QB.

Over the past 5 drafts (2000-04), *the Ravens are the only NFL team to select more than 2 Pro Bowlers in the 1st round (Jamal Lewis, Heap, Reed and Terrell Suggs).* Reed is the only player in that span who was picked in the bottom 3rd of the 1st round to go to the Pro Bowl. In the 1st 9 years of Ravens' history, Newsome and his staff have drafted 10 players who have been selected to go to Hawaii. Don Banks of *SI.com* wrote on 4/20/05: "The Ravens are the NFL's gold standard on draft day, consistently making choices that stand the test of time."

2004: Baltimore, with key starters missing a total of 53 games, fell 1 game short of the playoffs, finishing with a 9-7 mark... 1st-round pick went to NE as part of '03 trade for spot to draft Boller... Five of the 7 draft choices saw action, including 2nd-rounder DT Dwan Edwards, WR Devard Darling (3rd), OLB Rod Green (5th), WR Clarence Moore (6th) and G Brian Rimpf (7th). QB Josh Harris (6th) was signed off the practice squad by the Browns and RS Derek Abney (7th) missed the season with a shoulder injury... S Ed Reed, the Ravens' 1st pick in 2002, was named the NFL's defensive player of the year... Reed, Ray Lewis, Chris McAlister, Ogden and Suggs all made the Pro Bowl.

2003: Ravens won their 1st-ever division title with a 10-6 record; Baltimore hosted the Titans in the Wild Card, but lost 20-17... Ravens sent 8 draft picks to the Pro Bowl, including LB Adalius Thomas (6)... In the draft, Newsome and his staff picked LB Terrell Suggs (1a, 10th overall), who posted a Ravens' rookie record 12 sacks and earned NFL Defensive Rookie of the Year honors... Rookie QB Kyle Boller (1b, 19th overall) started and finished the 1st 8 games of the season, leading the Ravens to a 5-3 mark. (Boller was injured in the second quarter of the 9th game)... Ravens selected Boller with NE's 1st pick (19th) in 2003.

Ozzie Newsome (center) accepted the Pro Football Writers Horriagan Award for an NFL or club official who assists the media to do their jobs. Beat writer Jamison Hensley (right) of the Baltimore Sun presented the award. Also pictured (left) is Steve Bisciotti.



OZZIE NEWSOME

2002: Newsome and his staff assembled the youngest team in NFL history...Most observers predicted the Ravens would win 2-to-4 games, but Baltimore entered game 15 with a 7-7 mark and a chance to be the AFC's top Wild Card playoff team...Two last-minute losses to Cleveland (14-13) and at Pittsburgh (34-31) gave the Ravens a 7-9 mark...That year's draft produced 2 immediate starters (Reed and DE Anthony Weaver), the punter and return specialist...Reed led the Ravens with 5 INTs and made every NFL all-rookie team...Weaver was called the "best rookie defensive lineman I've seen," by then-defensive coordinator Mike Nolan...Lamont Brightful set a team record with a 95-yard punt return while averaging 16.1 and 20.6 yards on PR and KOR, respectively...Two 6th rounders, RB Chester Taylor and S Chad Williams, made important contributions as rookies...Rookie free agent S Will Demps has started 35 games in his 1st 3 seasons ('02-04).

2001: Picking late in each round after winning Super Bowl XXXV, Ozzie and his staff continued to draft well...The 1st 4 draft picks are current NFL standouts: TE Todd Heap (1) went to 2 Pro Bowls in 2002-03, after leading the Ravens in receiving for 2 those straight years...LB Ed Hartwell (4), now with the Falcons, and CB Gary Baxter (2), currently with Cleveland, were Baltimore's top 2 tacklers in 2002...Hartwell (191 in 2002) was the only Raven other than Ray Lewis (injured) to lead the team in tackles; and C Casey Rabach (3), with the Redskins, started every game for Baltimore in '04.

2000: The architect of the Ravens' Super Bowl XXXV championship team, Newsome and his staff hit gold with the selection of RB Jamal Lewis (the team's all-time leading rusher) with the 5th pick in the 1st round...As a rookie, Lewis set a Ravens' team record with 1,364 rushing yards and added 1,327 rushing yards in 2002, his 2nd active season with the Ravens. In 2003, Lewis was named NFL's Offensive Player of the Year when he led the NFL in rushing with 2,066 yards (2nd-best in NFL history) and rushed for 500 yards in 2 games against Cleveland, the most yards against a single opponent in a season in NFL history...A 2nd 1st-round pick (10th), Travis Taylor, finished 2004 as the leading receiver in Ravens history...Standout LB Adalius Thomas was a 6th-round selection in that draft...Thomas went to the 2003 Pro Bowl as a ST player...**Named NFL Executive of the Year.**

1999: Continued his hot hand at drafting when he tabbed Arizona CB Chris McAlister with the 10th pick in the 1st round...McAlister became the next member of the Ravens' defense to earn Pro Bowl

"From the top on down, right from [owner] Steve Bisciotti, to [general manager] Ozzie [Newsome] and [coach] Brian Billick, it's a great organization. I feel like Brian is one of the best coaches, best motivators, best football people that I've ever been around. He makes it fun, and for a guy like me, who still loves to play, that's what it's all about."

— Deion Sanders on the Ravens' Organization

1ST-ROUND DRAFT SELECTIONS FROM 1996 THROUGH 2003

DRAFT	NAME	PRO BOWLS	CURRENT TEAM
1996	T Jonathan Ogden	8	Baltimore
1996	LB Ray Lewis	7	Baltimore
1997	LB Peter Boulware	4	Free Agent
1998	CB Duane Starks		Arizona
1999	CB Chris McAlister	2	Baltimore
2000	RB Jamal Lewis	1	Baltimore
	WR Travis Taylor		Minnesota
2001	TE Todd Heap	2	Baltimore
2002	S Ed Reed	2	Baltimore
2003	LB Terrell Suggs	1	Baltimore
	QB Kyle Boller		Baltimore

OZZIE NEWSOME

honors in 2003...Newsome and his staff also picked 2 starters, LG Edwin Mulitalo and WR Brandon Stokley, in the 4th-round of the draft...Stokley opened the scoring in SB XXXV with a 38-yard TD grab from QB Trent Dilfer.

1998: Coordinated the selections of CB Duane Starks and WR Patrick Johnson with the team's 1st 2 picks...Starks tied for the NFL's INT lead among rookies that year (equaling Charles Woodson's 5 thefts)...Starks added 5 more thefts in his 2nd season, and led the Ravens with 6 in 2000...Starks thrilled Ravens fans with a 49-yard INT for a TD against the Giants in the Super Bowl...Johnson caught the game-winning TD in the final minute of the Ravens' 1st win at Tennessee in 2000, allowing Baltimore to be the 1st visiting team to win at the Titans' then-new stadium.

1997: In his 2nd draft, Newsome picked 4-time Pro Bowler LB Peter Boulware and LB Jamie Sharper, S Kim Herring and C Jeff Mitchell—all 4 started against the Giants in the Super Bowl XXXV victory...Boulware was consensus choice for the NFL's 1997 Defensive Rookie of the Year, and led the AFC in sacks in 2001 with 15.

1996: Under Newsome's direction, this draft produced 2 perennial Pro Bowlers in LT Jonathan Ogden and ILB Ray Lewis, who was MVP in Super Bowl XXXV and the NFL's Most Valuable Defensive player in 2000 and 2003...Also making the Pro Bowl (twice) as a return specialist was Jermaine Lewis, a 5th-round pick in that draft.

FREE AGENT SIGNINGS: Not only have Newsome's drafts been productive, but free agent signings have proven to be masterful as well. One of the game's all-time great players, former CB/S Rod Woodson, made the Pro Bowl as a safety for 3 seasons (1999-2001). DE Michael McCrary made the Pro Bowl twice and was a 1st alternate in 2000. Along with adding Pro Bowl TE Shannon Sharpe, Newsome recruited and signed DT Sam Adams, who produced his 1st 2 Pro Bowl seasons as a Raven (2000-01). Pro Bowlers Derrick Mason (WR) and Samari Rolle (CB), along with LB Tommy Polley and G Keydrick Vincent, have been added for the 2005 campaign. "We've been able to recruit and sign veterans who helped us win a Super Bowl and kept us competitive in other seasons," Newsome says.

PERSONAL: Newsome's influence is not only on the Ravens' franchise, but in the NFL. Ozzie is a member of the NFL's Competition Committee, and was one of the 1st persons selected by Commissioner Paul Tagliabue to serve on the NFL's Diversity Committee, established in 2002.

Art Modell, former owner of the Ravens, did not hesitate to invite Newsome to join him as the Ravens' vice president of player personnel when he moved the franchise to Baltimore. "I've known Ozzie for over 25 years," Modell says. "I knew him as a great player, a Hall of Fame-type athlete; he always worked hard to be the best."

When Newsome retired following the 1990 season, his 13th with the Cleveland Browns, Modell asked him to join the front office as a special assignment scout. Two years later, "the Wizard" was promoted to a very comprehensive assignment – assistant to the head coach/offense/pro personnel. "I had to find out what direction my career would go," Newsome explains. "Art gave me the opportunity to work with the coaches, and I enjoyed that. At the same time, I increased my experience with the personnel department and decided that's where I wanted my career to head." In 1994, Newsome

was named the Browns' director of pro personnel. Although he continued to help on the field, Newsome provided detailed studies on other NFL players and recommended players the team should try to acquire.



The 2004 player personnel team picture included: (back row, left) Ozzie, Pat Moriarty, Phil Savage, Vincent Newsome, Ron Marciniak, Jeremiah Washburn, and Daniel Jeremiah. Front row: 2004 intern Andrew Harden, Joe Hartz, Eric DeCosta, Joe Douglas, and intern Charles Perez. Savage is currently the GM for the Cleveland Browns; another former member of Ozzie's staff, James Harris, is the vice president of player personnel for the Jaguars.

OZZIE NEWSOME

Newsome has gained induction into 4 halls of fame—the NFL's Pro Football Hall of Fame in Canton, OH (1999), the National Football Foundation's College Hall of Fame (1994), the NCAA Hall of Fame (1994) and the State of Alabama Hall of Fame (1995). On the wall of Newsome's office is a sideline portrait of Paul "Bear" Bryant. "Coach [Bryant] helped me grow up. He pushed me further than I thought I could go, both on and off the field," Newsome says.

Until Sharpe broke his records in 2001, Newsome's pro career was the best of any tight end in NFL history:

1978-90: (with Cleveland) His 662 receptions for 7,980 yards are the 2nd most ever caught by a TE, and the most in Browns history. Ozzie ended his career as the 4th-leading NFL receiver of all time. He earned 3 Pro Bowls (1981, 1984-85) and was a 4-time winner of the Cleveland Touchdown Club's Offensive Player of the Year award (1978, 1981, 1983 and 1984). His streak of 150 game-receptions in a row with a catch is the 2nd longest in NFL history.

Newsome, who was named to the All-NFL team of the 1980's (2nd team), consistently received All-AFC and All-NFL honors throughout his career. Ozzie was a 1978 No. 1 draft choice, along with Clay Matthews, and the 2 are among an elite group of Browns to play for 3 decades. The others are: Gene Hickerson (1958-60, 62-73), Dick Schafrath (1959-71), and Don Cockroft (1968-80).

Newsome graduated from Alabama with a degree in recreation administration. In June of 2004, the Pro Football Writers Assn. honored Ozzie with the Joe Horrigan Award for his cooperation and understanding of the media. Winner of the 1990 Byron "Whizzer" White Award as the NFL's top community volunteer, Newsome is widely known for his willingness to help those in need. Ozzie, who works out every day, his wife, Gloria, and their son, Michael Ryan, live in Cockeysville, MD.

THE WIZ-DOM OF OZ ON DRAFTING SUCCESS

NEWSOME ON PERSONNEL: "People - our staff - are the reasons why we've had success. Our scouts are on the same page with the way we gather information, and most of us have been together since the Ravens started in 1996. We have a system in place that is time consuming and thorough. The staff works very hard. We've tweaked the process along the way, and our scouts are basically home grown. They grew up in our system."

NEWSOME ON CONTINUITY: "We have the support of ownership to assemble the best rosters. We have a head coach who is an outstanding teacher and motivator, plus he has a year-round program for the players that works. And one of our real strengths is that most of the personnel department has been together since the franchise started. We know each other well. We know how to evaluate what each of us reports as we go through the scouting process of bringing in new Ravens, either through the draft or free agency."

NEWSOME ON THE DRAFT: "Drafts are exciting. They remind me of getting ready for a big game, like the Steelers or a playoff game. We feel pretty good about the players we acquired over our 10 Ravens drafts. We have a certain type of player we want. Our scouts do a good job of finding 'Raven-type players.'"

NEWSOME ON WINNING TITLES: "You can't make many mistakes drafting, especially in the 1st rounds, and expect to win a title. The heart of a Super Bowl champion comes from the draft. You then supplement your drafted players with selective use of free agency...the right veteran at the right price."

"I'm not so sure I wouldn't start my franchise with Ozzie Newsome, the personnel whiz of the Ravens. In a salary-cap world, where rosters are overhauled every offseason, the guy in charge of finding the players may be the most important guy in any NFL building. The good talent evaluators allow you to compete. The real ones win you championships."

—Rick Gosselin, *Dallas Morning News*,
August 2002



The fraternity of NFL head coaches is elite. There are only 32 of them. In this collection, there is an even more select group: those who have won a Super Bowl as a head coach. There are 8 current NFL head coaches who guided teams to Super Bowl championships: Billick, Bill Belichick, Joe Gibbs, Jon Gruden, Mike Holmgren, Bill Parcells, Mike Shanahan and Dick Vermeil. After giving the Ravens their 1st non-losing season (8-8) in 1999, his 1st as head coach, Billick has led Baltimore to the playoffs, or the brink of the postseason tournament every year. **After winning the Super Bowl in 2000, the Ravens came back to the playoffs in 2001 and in 2003.** The team did not earn the postseason in 2002, when the Ravens fielded the youngest team in NFL history, and fell a victory short in 2004 when key starters missed a total of 53 games.

"The challenge for all teams is to get to the playoffs and then find a way to win the Super Bowl," Billick says. "We fell short last season, and I take responsibility for that. At the same time, that frustration of watching other teams in the playoffs is part of the drive for all of us – coaches, players and the rest of the organization. We start 2005 as just another team trying to prove game-by-game that we can compete at the highest levels. We'll see where that takes us."

Billick became the Ravens' head coach in 1999 (Jan. 19) after the new franchise had produced consecutive seasons of 4-12 (1996), 6-9-1 (1997) and 6-10 (1998). Brian quickly changed the course for the team, producing the 8-8 mark in his 1st season. In year 2 (2000), Billick and the Ravens produced a 12-4 regular season record, sweeping through the playoffs to the Super Bowl XXXV championship. In 2001, with a spate of injuries to important contributors, his team battled to a 10-6 mark, earned a Wild Card berth and advanced to the Divisional Playoff round. After a dramatic salary cap cleansing, and with the youngest team in NFL history, the Ravens finished 2002 with a 7-9 mark. **In 2003, with the 3rd-youngest team in the league, the Ravens won the AFC North with a 10-6 record.** Baltimore was 9-7 in 2004, falling one victory short of the playoffs.

Under Billick, the Ravens have always been a team that features an outstanding defense, an offense that runs the ball effectively, and special teams that are scrappy and effective. Reflecting his hard-nosed competitive zeal, his teams are noted for their physical, tough style, and they are well conditioned. Above all, Brian's teams are ready for the playoff runs of November and December. Only Philadelphia (36-13), New England (32-16), Indianapolis (34-17) and Green Bay (34-17) have better records over the season's last 2 months than Billick's Ravens (32-17). (Records are from 1999, Brian's 1st season in Baltimore, through 2004.)

At 7 seasons, Billick is tied for 4th with the Eagles' Andy Reid for NFL head coaching seniority with the same team. Bill Cowher of the Steelers is 1st with 14, the Titans' Jeff Fisher is 2nd with 12 seasons, followed by the Broncos' Mike Shanahan with 11.

Billick, 51, has clearly demonstrated an ability to take NFL players to the highest levels of achievement. There's the Super Bowl victory following the 2000 season, along with his other successes in his 1st 6 seasons as head coach. And there are the numbers, both offensively and defensively. In 1998,

"Brian has a year-round program for his players and staff that gets the most out of both. The team continually improves. Our players and coaches are fresh for the playoff run, when some teams are run down and beat up. Brian gets it. We have a big-time winner with him."

– Ozzie Newsome,
General Manager

BRIAN BILLICK

Billick coordinated a Vikings' offense that scored the most points in NFL history (556); and the 2000 Ravens' defense set the NFL's 16-game standard for fewest points (165). Prior to Billick's arrival in Baltimore in 1999, the Ravens' defense had been ranked no higher than 22nd in the league over the team's 1st 3 seasons. ***In each of Coach Billick's 1st 3 years as the Ravens' head coach, Baltimore's defense ranked 2nd in the league.*** In 2003 and 2004, the defense finished 3rd and 6th-best in the NFL, respectively.

"Success in any sport at any level is based, on the largest part, on talent. Usually, the teams with the most talent win," Billick says. "But, I do believe coaching makes a difference. If I didn't, I'd find another challenge. I believe coaching and teaching are synonymous. We are teachers. We have a staff of good teachers, and I do think we make a difference."

Already, 3 of Brian's Raven assistants have become NFL head coaches – Cincinnati's Marvin Lewis (Ravens defensive coordinator, 1996-2001), ***Jacksonville's Jack Del Rio*** (Ravens linebackers coach, 1999-2001) and ***San Francisco's Mike Nolan*** (Ravens defensive coordinator in 2003 and 2004 and receivers coach in 2002).

Spend enough time with Coach Billick, and you're going to hear 2 words often: passion and accountability. They are cornerstones to his foundation of coaching and leadership. You want passion? Watch the Ravens play games or practice. You want accountability? The team's performance under Billick speaks for itself.

"You have to have passion for the work you do to succeed. If a player doesn't like to study, practice or train, doesn't like the physicality of the game, he's going to have a very difficult time succeeding. Passion is a lubricant for success," Billick explains. "Accountability is obvious. You have to perform. Accountability is also a sign of respect for your team. It is a reflection of a team's integrity when individuals take responsibility for their actions."

Billick is 2nd to Joe Gibbs in consecutive playoff wins at the start of a career (5 to Gibbs' 6). Billick, whose 6-year record entering the 2005 season is 61-42 (.592), became the 2nd head coach in Ravens history when he accepted a 6-year contract from then-owner Art Modell on Jan. 19, 1999. He has received 2 new contracts since then.

Here's a year-by-year review of the Ravens under Coach Billick:

1999: The 8-8 Ravens produced the most victories in the franchise's 4 years, won the most consecutive games (4), the most road games (4), including the 1st victory at Pittsburgh, won 4 of the season's final 5 games, and finished with the best-ever Ravens' defense (2nd in the NFL).

2000: ***In his 2nd year as a head coach at any level, Billick directed the 2000 Ravens to the ultimate prize with a 34-7 Super Bowl XXXV victory over the New York Giants.*** Baltimore finished with a 16-4 record, blowing by opponents in the playoffs: 21-3 over Denver, 24-10 at Tennessee, and 16-3 at Oakland in the AFC Championship game. The Ravens finished 1st in 5 important league-wide defensive categories, including shutouts (4), points allowed per game (10.3), rushing yards allowed per game (60.6), rushing yards allowed per attempt (2.7), takeaways (49) and fumble recoveries (26). The team's turnover ratio of +23 was also the NFL's best. Baltimore, with then-rookie RB Jamal Lewis gaining 1,364 yards, was the league's 5th-best rushing team and was 2nd in time of possession. K Matt Stover led the NFL with 35 field goals; Jermaine Lewis was 1st in punt returns (16.1-yard average) and P Kyle Richardson was 1st in the NFL with 35 punts inside-the-20. ***The Ravens became the 4th Wild Card team to win the Super Bowl, following the '97 Broncos, the '80 Raiders and the '69 Chiefs.*** Brian's ability to keep the team unified and focused that October, when the Ravens did not score a TD (5 straight games) and suffered a 3-game losing streak, is notable.

2001: Ravens defended their title with passion, but fell short of the goal of winning consecutive Super Bowl championships when they dropped a 27-10 decision at Pittsburgh, 1 game short of the

"Brian Billick is one of the best coaches in the NFL, and too often it goes unrecognized. His teams are always prepared, and I'm convinced other coaches would not have had the success the Ravens had if they were in Brian's shoes the last few seasons."

– CBS-TV's Jim Nantz

BRIAN BILLICK

AFC Championship. The list of injuries started early in 2001. Billick's hope to combine a power running game with the accurate passing of Elvis Grbac never materialized. RB Jamal Lewis and RT Leon Searcy, the team's significant offseason free agent addition, suffered season-ending injuries in the 1st week of training camp. TE Todd Heap, the team's 2001 No. 1 draft choice who was expected to team with Shannon Sharpe in 2-tight end sets, sustained a high ankle sprain in week 2, and never fully recovered. There were games when none of the team's season-opening defensive front 4 could play. In all, Ravens starters missed a total of 54 regular-season games due to injuries, tops among the NFL's 12 playoff teams. Despite these obstacles, the Ravens finished the regular season at 10-6, and humbled the Dolphins in Miami, 20-3, in a Wild Card showdown. "I was very proud of that team. Despite the injuries in the 1st week of camp, they hung tough all year," Billick says.

2002: Despite the success in his 1st 3 seasons in Baltimore, many NFL observers marvel at the job Billick did in 2002. After an unprecedented salary cap cleansing, and equipped with the youngest team in NFL history (19 rookies on the opening day roster), the Ravens finished 7-9. Without Ray Lewis (5 games played) and starting QB Chris Redman (missed the final 9 games of the season with a back injury), Baltimore scratched and clawed its way to a 7-7 mark and had legitimate playoff aspirations before losing heartbreaking games to Cleveland and at Pittsburgh in the season's final 2 games.

2003: With the 3rd-youngest team in the league, Billick put the Ravens back in the playoffs for the 3rd time in 4 years. Baltimore led the NFL in rushing and finished 3rd in the league in defense when the Ravens won their 1st-ever division title with a 10-6 mark.

2004: Baltimore, still young – 3rd-youngest in the AFC and 7th in the NFL, finished 2nd in the AFC North with a 9-7 mark, falling 1 game short of the playoffs. ***The Ravens lost 53 games to important***

starters, including the entire season of OLB Peter Boulware, 10 of TE Todd Heap, 7 of CB Deion Sanders, 4 each by RB Jamal Lewis and LT Jonathan Ogden and 7 of C Mike Flynn. At its healthiest, Baltimore gave the Steelers (15-1) their lone regular season loss (30-13) in week 2.

Here's a review of Brian's coaching career prior to the Ravens:

1992-98 (with Minnesota): Was the architect of a Minnesota offense that in 1998 eclipsed the NFL record for most points scored in a season (556), breaking the old mark (541) set by the 1983 Washington Redskins. The '98 Vikings scored 53 of 56 times they were inside the 20. Minnesota tied for the NFL lead with 41 TD passes, shattering a team mark, and scored over 100 points in each quarter for the 1st time in team history. Minnesota ranked 2nd in the NFL (behind San Francisco) with a team-record 6,262 net yards, and 1st in the league with 4,328 yards passing. Over his 5 full seasons as offensive coordinator, Billick guided the Vikings into the top 5 in the NFL in yards per game, passing yards per game, completions and 3rd-down conversions. Under

"Brian does not get enough credit for how good of a head coach he is. His teams are prepared to play, and they get better each game. They play with tremendous passion. They are physical. They respond to his teaching and motivation."

– Marvin Lewis,
Bengals Head Coach



BRIAN BILLICK

Billick's guidance, the Vikings recorded their then top 3 offensive seasons (1998, 1995 and 1994), and 5 of the top 10 offensive campaigns in team history. Most importantly, the Vikings advanced to the playoffs all but 1 season (1995) during Billick's tenure. Minnesota played post-season games in 1992-94 and 1997-98.

Here's more from his Vikings' tenure: Hired in 1992 by Dennis Green as the Vikings' TEs coach...Named offensive coordinator 3 games into the 1993 season; Vikings went from 264.8 yards per game over the 1st 6 weeks of the season to a 323.3-yard average over the final 10 games...In 1st season as offensive coordinator in 1994, Vikings won the NFC Central, finishing 2nd in the NFL in passing yards (4,324)...In 1995, Vikings failed to qualify for the postseason, but the offense scored a then-team record 412

points and gained 5,938 yards. WR Cris Carter set a Vikings' record with 17 TD receptions (later tied by rookie WR Randy Moss in '98); QB Warren Moon set a then-team mark with 33 TD passes (topped by Randall Cunningham's 34 in '98)...1996 Vikes qualified for a Wild Card berth with a 9-7 mark when Carter grabbed 96 passes, and Jake Reed placed 2nd in the NFL with 1,320 receiving yards.

1989-1991 (Stanford): Assistant under Dennis Green, coaching receivers and TEs.

1986-1988 (Utah State): Spent 3 seasons as offensive coordinator...When he arrived at Utah State, the team ranked 107th out of 108 NCAA Division I-A teams offensively; in his final 2 seasons as coordinator, the Aggies ranked in the top 10 in total offense.

1981-85 (San Diego State): Coached receivers, TEs and QBs and was recruiting coordinator...Learned offense under head coach Doug Scovil, who also allowed Brian to handle many of the administrative chores a head coach manages.

1979-80 (San Francisco 49ers): Assistant director of public relations.

1978 (Brigham Young): Graduate assistant who worked with TEs and OL.

1977 (University of the Redlands): Part-time assistant while also helping coach Redlands HS and working at a health club.

1977 (49ers and Dallas Cowboys): Drafted by the 49ers in the 11th round, was released and then signed the following offseason by the Cowboys, who waived him before the start of training camp.

"As a leader, your goals and aspirations must be strong enough to sustain you through the toughest of times. And trust me, if your goals are set high enough and your aspirations are worthy enough, there will be tough times."

— From Billick's book,
"Competitive Leadership"

BRIAN BILLICK IN THE NFL

Year	Team	Position	Record	Playoffs
1992	Minnesota	TEs Coach	11-5	NFC Central Champs
1993	Minnesota	Offensive Coordinator	9-7	Wild Card
1994	Minnesota	Offensive Coordinator	10-6	NFC Central Champs
1995	Minnesota	Offensive Coordinator	8-8	
1996	Minnesota	Offensive Coordinator	9-7	
1997	Minnesota	Offensive Coordinator	9-7	Wild Card
1998	Minnesota	Offensive Coordinator	15-1	NFC Central Champs
1999	Baltimore	Head Coach	8-8	
2000	Baltimore	Head Coach	12-4	Wild Card, SB Champs
2001	Baltimore	Head Coach	10-6	Wild Card, Div. Round
2002	Baltimore	Head Coach	7-9	
2003	Baltimore	Head Coach	10-6	AFC North Champs
2004	Baltimore	Head Coach	9-7	

BRIAN BILLICK

PERSONAL: Brian earned All-Western Athletic Conference honors and honorable mention All-America in 1976 as a TE at Brigham Young University. In 1976, he caught 20 passes for 338 yards and a TD. Brian played LB at Air Force as a freshman before transferring to BYU.

Since coming to Baltimore, Billick has enthusiastically helped improve the community. Billick gives extra time to the United Way of Central Maryland, the Leukemia and Lymphoma Society, and especially to the Living Classrooms Foundation, where he serves on the board of directors. Brian has hosted important fundraisers for Living Classrooms, made a significant financial contribution, and has inspired many Ravens players to volunteer at this important educational facility. In April of 2002, Billick was the honorary chair for the American Lung Association's Breath of Life Celebration. Billick was picked as the Maryland Chapter of Multiple Sclerosis 2001 "Champion of the Year." Brian's wife, Kim, joins him in many of these community works, especially at Living Classrooms. Brian, a sought-after business motivational speaker, hosts an annual clinic for Maryland and southern Pennsylvania HS football coaches.

"Brian really helped my development as a coach. I learned so much by being part of his staff—the way he treats the players, his organizational skills, his focus on everyone being accountable and bringing passion to what you do. He put me light years ahead of where I was. And he also encourages his assistants to learn about being a coordinator and head coach. He cultivates that. He wants players and coaches to reach for higher levels, to seek more responsibility, to prepare to succeed every day."

— Jack Del Rio, Jaguars Head Coach and former Raven coach (1999-2001)

"More than any coach I played for, Brian treated the players with respect and got the most out of us. He always got to the heart of things, no bull. He's a motivator — that's one of his strengths. We were ready to play, and we were fresh."

— Future NFL Hall of Famer Rod Woodson

Billick has co-authored 2 books: "Competitive Leadership: Twelve Principles for Success" (with Dr. James A. Peterson) and "Finding the Winning Edge" with NFL Hall of Fame coach Bill Walsh and Dr. Peterson. This last book is a blueprint for developing an NFL team, covering everything from practice schedules to front office structure. In May of 2005, Brian gave the commencement speech to the graduates of the University of Maryland-Baltimore.

Billick was born in Fairborn, OH on Feb. 28, 1954, but grew up in Redlands, CA. He is the 4th of 5 children. Billick earned 3 letters in both football and basketball at

Redlands HS. At Redlands, Billick played QB and S. He still holds the California prep record for career INTs with 21. Redlands retired his jersey number 17 in March, 2001, and put him in the school's Hall of Fame in the spring of 2004. Brian has helped the school raise funds for the athletic department. He was a Helms Scholar-Athlete as a senior. Brian earned a B.A. in communications from BYU, where he also pursued a master's in communications. Billick endows a scholarship at the communications college at BYU. He and Kim (who at one time was an assistant to NFL Hall of Famer Tex Schramm of the Dallas Cowboys) have 2 daughters: Aubree (21), a senior at Northwestern University, and Keegan (16), a high school junior.

COACHING BACKGROUND: 1978 (Brigham Young); 1979 (Redlands); 1981-85 (San Diego State); 1986-88 (Utah State); 1989-91 (Stanford); 1992-98 (Minnesota Vikings); 1999-2005 (Baltimore Ravens-head coach)



JIM FASSEL

OFFENSIVE COORDINATOR

COLLEGE: LONG BEACH STATE

YEARS WITH RAVENS: 2

YEARS IN NFL: 15

YEARS IN COACHING: 32

HS: ANAHEIM (CA)

BORN: 8/31/49, ANAHEIM, CA

Jim Fassel (pronounced FAH-sill), a former *NFL Coach of the Year*, took on a new role as the Ravens' offensive coordinator in 2005. Fassel replaced Matt Cavanaugh, who held that position under Brian Billick for 6 years. A former head coach of the NY Giants, Jim took his 2000 team to Super Bowl XXXV, where the Giants eventually lost to the Ravens. *This marks the 1st time in NFL history that 2 Super Bowl head coaches are on the same coaching staff.*

OVERVIEW: Fassel joined the Ravens in 2004 as a senior consultant/offense...*Led the Giants to 2 NFC East titles, a conference championship, and an appearance in the Super Bowl, plus a Wild Card playoff berth...*Had 58 regular season victories and is the 3rd-winningest coach in Giants history...In the month of December, the Giants regularly finished strong, posting a 19-9 record...Tutored Phil Simms and Kerry Collins with the Giants...*Named consensus NFL Coach of the Year in 1997...*Was called a QB guru for his tutoring of *2004 Hall of Fame inductee John Elway* at Denver, but has proven to be a "both sides of the ball" coach...*Elway earned MVP and AFC Player of the Year honors* under Fassel's tutelage in 1993.

2004: (with Baltimore) Fassel joined the Ravens as a senior consultant to the offense and worked with the QBs, devoting much of his effort tutoring Kyle Boller...Jim also served as an advisor to the offense, and offered suggestions for game plans.

1997-2003: (with NY Giants) In 112 games, the Giants turned the ball over 193 times, just 1.72 times per game...**2003:** Injury-decimated Giants had a 4-12 season, losing last 8...Longest slump since a 7-game streak in 1994. **2002:** NYG finished 2nd in NFC East, good for a Wild Card matchup with the 49ers...SF beat NYG 39-38...Collins posted most passing yards in a season in team history (4,073)...RB Tiki Barber led the NFL with 1,984 yards from scrimmage...The 10 regular season wins represented a 3-game improvement over the **2001** season, when the Giants were 7-9 and finished 3rd in the NFC East...Collins posted the 4th-most passing yards in a single season in team history (3,764). **2000:** NYG enjoyed its finest season under Fassel...*Finished with 12-4 record...Won NFC East title and conference championship...*Collins posted his 1st-career 3,000-yard passing season (3,610)...Ranked as 5th-most in Giants history...RB Tiki Barber had his 1st-career 1,000-yard rushing season under Fassel...After the 2nd home loss in as many weeks and with a 7-4 record, Fassel announced the Giants would make the playoffs...Players responded by winning the final 5 games of season to win their 2nd NFC East championship under Fassel...Earned top seed in the NFC Playoffs...Giants defeated Philadelphia and Minnesota to advance to Super Bowl XXXV against Baltimore. **1999:** Finished an injury-plagued season at 7-9...Dropped last 3 games. **1998:** Finished 8-8, after starting campaign with a 3-7 record...Fassel's leadership was evident with a 5-1 finish. **1997:** Named the 15th head coach in Giants history...In his 1st season, he led the squad to a 10-5-1 record and a berth in the playoffs, capturing the NFC East...Became only the 12th NFL head coach to win a division title in his 1st season since the 1970 merger...Despite several key injuries, Giants overcame a 1-3 start and rebounded to 9-2-1 the rest of the season...*Fassel was named consensus NFL Coach of the Year* by media outlets, including the *Associated Press* and *The Sporting News* (as voted by NFL coaches)...Giants became the 15th team in NFL history to finish in 1st place in division, 1 season after finishing in last place...The worst-to-1st turnaround has occurred 13 times, including the 1997 Giants, since the 1970 merger...Fassel's group finished with a 7-0-1 division record and became the 1st team ever to go undefeated in the NFC East.

1996: (with Arizona) Offensive coordinator/QB coach...Tutored QB Boomer Esiason...Cardinals finished 7-9 under head coach Vince Tobin.

1995: (with Oakland) QB coach...Tutored QB Jeff Hostetler...Raiders finished 8-8.

1993-94: (with Denver) Spent 2 campaigns as assistant head coach/offensive coordinator...Under Fassel's tutelage, QB John Elway had 1 of his finest seasons in 1993 earning the NFLPA's *AFC MVP and AFC Player of the Year* awards...Led the NFL in all passing categories.

1991-92: (with NY Giants) Giants finished 4th in NFC East both seasons. **1992:** Promoted to offensive coordinator. **1991:** Joined team as QB coach.

JIM FASSEL

1985-89: (with Utah) Returned as the school's head coach...Recruited future NFL QB Scott Mitchell, who set 10 NCAA and 5 Western Athletic Conference records, plus virtually every school passing record.

1984: (with USFL) Offensive coordinator for New Orleans Breakers.

1979-83: (with Stanford) Was credited with recruiting and coaching John Elway at Stanford...Elway finished 2nd in balloting for the Heisman Trophy in 1982.

1977-78: (with Weber State) Served 2 seasons as offensive coordinator.

1976: (with Utah) Coached QBs and WRs.

1974: (with Hawaii Hawaiians) Player-coach for WFL.

1973: (with Cal State-Fullerton) Launched coaching career.

PERSONAL: A standout QB at Anaheim HS before leading Fullerton Community College to a 25-1 record over 2 seasons (1967-68) and won the JC national championship in 1967...Transferred to USC for 1 season (1969) ...Was a teammate of Seattle Seahawks head coach Mike Holmgren at USC during the Trojans' 1969 Rose Bowl championship season...Fassel was a junior backup behind QB Jimmy Jones at USC after transferring from FCC...Spent 2 seasons (1970-71) at Long Beach State where he earned his B.S. in physical education...Was drafted by Chicago in the 7th round of the 1972 NFL Draft...Had brief stints in training camps with Chicago, Houston and San Diego...The Jim Fassel Foundation Celebrity Golf Classic (2004) raised more than \$250,000 for the families of firefighters, police officers and port authority police who lost their lives in the Sept. 11 attacks...*Was the 2005 honoree of the NYC Fire Commissioners Humanitarian Award*...Jim is a noted motivational speaker...Resides in Owings Mills, MD...Has 5 children: Jay, John, Brian, Jana and Mike.

COACHING BACKGROUND: 1973 (Cal State-Fullerton); 1974 (WFL-Hawaii Hawaiians); 1975 (out of coaching); 1976 (Utah); 1977-78 (Weber State); 1979-83 (Stanford); 1984 (USFL-New Orleans Breakers); 1985-89 (Utah-head coach); 1990 (out of coaching); 1991-92 (NY Giants); 1993-94 (Denver Broncos); 1995 (Oakland Raiders); 1996 (Arizona Cardinals); 1997-2003 (NY Giants-head coach); 2004-05 (Baltimore Ravens)

BALTIMORE RAVENS TRAINING FACILITY



The Baltimore Ravens moved into their new 200,000-square-foot training facility in mid-October of 2004. The building features a brick and stone exterior. The field house is 90,000 square feet and includes a strength-training area and a full-size indoor practice field.

The new headquarters, outdoor practice fields and field house sits on 32 acres and was completed in December of 2004. Almost all of the physical construction on the project was provided by Baltimore area companies and workers.

The facilities include a full-service kitchen, cafeteria, player support functions, basketball and racquetball courts, and TV studio, plus state-of-the-art requirements for NFL training. There are executive offices, meeting rooms, media area, 3 outdoor fields and a full-length indoor practice field.

"Everything a team needs to help prepare it to win is available to us. Steve (Bisciotti) has delivered a 1st-class, state-of-the-art training facility and office complex," general manager Ozzie Newsome said.

Approximately 200 Ravens are housed at the Owings Mills headquarters. The Ticket Office and Stadium Facilities staffs remain at M&T Bank Stadium.



REX RYAN

DEFENSIVE COORDINATOR

COLLEGE: SW OKLAHOMA STATE

YEARS WITH RAVENS: 7

YEARS IN NFL: 9

YEARS IN COACHING: 19

HS: STEVENSON (PRAIRIE VIEW, IL)

BORN: 12/13/62, ARDMORE, OK

Rex Ryan entered his 7th year with the Ravens as the recently-promoted defensive coordinator, replacing Mike Nolan, who was named head coach of the 49ers. Rex has spent the last 6 seasons as the Ravens' highly-successful defensive line coach, and owns a distinctive NFL blood-line when it comes to coaching defenses. *The Ryan family is a who's who trifecta that has coached in 6 Super Bowls with 5 different NFL teams**...Rex's father is the legendary Buddy Ryan; his twin brother is Rob Ryan, the defensive coordinator for the Oakland Raiders.

OVERVIEW: Under Rex Ryan's tutelage, the Ravens' defense improved steadily since 1999, when Ryan joined the team and Baltimore finished 2nd in the NFL in overall defense and 2nd against the rush...Baltimore's defense *did not permit a 100-yard rusher in 50-straight games*, including the playoffs (from Game 16 in '98 to Game 14 in '01)...On their way to Super Bowl XXXV, Rex coached an impressive veteran lineup: DEs Michael McCrary, Rob Burnett, and DTs Tony Siragusa and Sam Adams, who enjoyed their best years under Ryan...Launched pro career in 1994 with the Arizona Cardinals as the DL coach under his father, Buddy...Rex returned to college ranks before coming to the Baltimore Ravens.

1999-2004: (with Baltimore) 2004: Baltimore's defense allowed the 6th-fewest points in the NFL and ranked 6th in defense (total yards)...*Was 1st in the AFC and 2nd in the NFL with 3.6 yards allowed per rush*...Defensively, the Ravens scored 7 TDs (5 INTs and 2 FRs), including 1 by DE Jarret Johnson, who scored the 1st TD of his career vs. Miami...Marques Douglas ranked 3rd on the team with 92 tackles, plus 5.5 sacks, 2 PD and 1 FF...Kelly Gregg (1.5 sacks, 2 PD, 1 FF, 1 FR) tied with Ed Reed for 4th on the team with 89 tackles...*Terrell Suggs produced 10.5 sacks and earned his 1st Pro Bowl*...Anthony Weaver recorded 61 tackles, 4 sacks, 1 INT (1st of his career in Game 16), 5 PD and 1 FR...Ravens "D" was 1st in the AFC and 2nd in the NFL in opponent QB rating (68.0), and 1st in the NFL in the number of 3 and outs (59 - NFL average was 43). **2003:** Ravens defense was among the NFL's best, *finishing 3rd (4th vs. rush and 6th vs. pass)*...Led the NFL in sacks (47) and tied for 1st in the AFC and 2nd in the NFL with 41 take-aways...Ravens ranked 1st in the AFC with 17 FR...Allowed the fewest yards per play (4.2) and the 4th-fewest passing yards (175.3 per game) in the NFL...LB Terrell Suggs had a Ravens' rookie-record 12 sacks as a 3rd-down DE and earned *NFL Defensive Rookie of the Year* honors...Kelly Gregg had the most tackles (104) in the NFL for a defensive lineman. **2002:** Defense held opponents to AFC-best 3.7 yards per carry...Linemen averaged 2 years of experience and 24 years of age...Rookie DE Tony Weaver proved to be a new fixture on the line (65 tackles, 3.5 sacks)...Versatile LB/DE Adalius Thomas logged 68 tackles, 3 sacks, 1 FR and 2 INTs, including 1 for a TD...Despite being double-and-triple-teamed, sometime-DE Peter Boulware was voted to the Pro Bowl as LB (his 3rd) and produced a team-high 7 sacks. **2001: Finished 2nd in the NFL in defense, 4th against the run**...Defense finished in the NFL's top 4 in several important categories, including 1st in total yards allowed per play (4.4), 2nd in total yards allowed per game (277.9), and 3rd in rushing average allowed per play (3.4)...Was 4th in the NFL in fewest points allowed with 265...*Record-setting defense did not permit a 100-yard rusher in 50 straight games*, including the playoffs. **2000: Finished 1st against the run, 2nd in the NFL in defense**...Set a 16-game NFL record by allowing only 970 yards rushing and 2.68 yards per rushing attempt...*Defense gave up the fewest points (165) in NFL history in a 16-game season*...Ravens won Super Bowl XXXV with an impressive lineup: DEs Michael McCrary, Rob Burnett, DTs Tony Siragusa and Sam Adams. **1999:** Joined Brian Billick's staff...Ravens were *2nd in the NFL in overall defense, 2nd against the rush*.

1998: (with Oklahoma) Named defensive coordinator...Defense ranked 6th in the nation in total defense.

1996-97: (with U. of Cincinnati) Spent 2 seasons as defensive coordinator. **1997:** Team finished 8-4...Defense ranked 5th vs. rushing and 13th in overall defense in the nation...Held opponents to 930 rushing yards. **1996:** Team posted a 6-5 record.

1994-95: (with Arizona Cardinals) Spent 2 seasons coaching under his father, then-head coach Buddy Ryan. **1995:** In 2nd season, he coached the LBs. **1994:** Rex coached the DL...Cardinals

REX RYAN

ranked in the NFL's top 5 in every major defensive statistical category, including 3rd in overall defense.

1990-93: (with Morehead State) Named defensive coordinator.

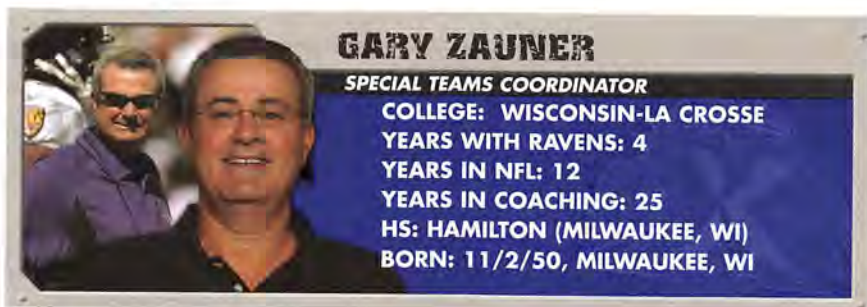
1989: (with New Mexico Highlands) Assistant head coach and defensive coordinator.

1987-88: (with Eastern Kentucky) Launched collegiate coaching career as DE coach.

PERSONAL: Played at Southwestern Oklahoma State...Earned both a bachelor of science and master's degree (1988) in physical education from Eastern Kentucky...Attended Stevenson (Prairie View, IL) HS...Ryan is on the Maryland Special Olympics honorary board of directors...Rex and wife Michelle have 2 sons: Payton (13) and Seth (11)...The Ryans live in Ellicott City, MD.

COACHING BACKGROUND: 1987-88 (Eastern Kentucky); 1989 (New Mexico Highlands); 1990-93 (Morehead State); 1994-95 (Arizona Cardinals); 1996-97 (University of Cincinnati); 1998 (Oklahoma); 1999-2005 (Baltimore Ravens)

**Ryan Family's 6 Super Bowls: Buddy: 1968 (NY Jets), 1976 (Vikings), 1985 (Bears); Rex: 2000 (Ravens); Rob: 2001, 2003 (Patriots)*



Gary Zauner (pronounced ZAW-ner) entered his 4th season as special teams coordinator following dramatic efforts of the ever-changing special teams unit. *K Matt Stover was 1st alternate to go to the Pro Bowl for the AFC and moved into 10th place on the NFL's all-time scoring list.* Rookie free agent B.J. Sams posted 2 PR for TDs (tied for NFL and Ravens record) and set a new single-season franchise record with 1,826 combined return yards. P Dave Zastudil was 4th in the AFC inside the 20. Deion Sanders added a spark to the unit, posting 5 punt returns for 41 yards.

OVERVIEW: Zauner has worked with outstanding ST players, including Pro Bowlers Matt Stover and Adalius Thomas at the Ravens, and the Vikings' Fuad Reveiz, Eddie Murray and Gary Anderson...Gary's Vikings ST squad set numerous club and NFL records, and he coached alongside former Vikings offensive coordinator Brian Billick...Gary recruited 3 FAs into the NFL, all starting safeties (Robert Griffith, Brian Russell and Will Demps)...*Zauner was the 1st full-time ST coach in the NCAA (1979-80)*...He launched his coaching career at BYU under LaVelle Edwards.

2002-04: (with Baltimore) 2004: The 9-7 Ravens missed the playoffs by 1 game...K Matt Stover was 1st alternate to go to the Pro Bowl for the AFC...Stover posted a perfect 30 PATs and was 29 of 32 in FGs...ST Units were solid despite injuries and roster changes...Rookie free agent B.J. Sams posted 2 PR for TDs in back to back games (10/4 vs. KC and 10/10 @ Was.)...Sams set numerous records for a rookie and earned *AFC Special Teams Player of the Month* for October...P Dave Zastudil was 4th in AFC inside the 20...When Zastudil went down with an injury, QB Kordell Stewart stepped up and punted 5 times for 177 yards (35.4), placing 2 inside the 20 en route to being named *AFC Special Teams Player of the Week* in game 9 @ NY Jets...Ravens won 20-17 on Stover's 42-yard game-winning FG. **2003:** *Dallas Morning News* football columnist Rick Gosselin ranked the Ravens' special teams 4th in the NFL (based on 20+ categories)...*That Ravens ST unit was 2nd in NFL with 17 tackles inside 20*...Ravens KO coverage team was 3rd-overall in NFL (2nd in AFC) with an average start at the 26.4-yard line...Sixth-round draft choice (2000) *OLB Adalius Thomas was voted to the Pro Bowl as a special teamer*...S Ed Reed blocked 2 punts for TDs (22t at Ari., 10/12; 16t vs. Sea. 11/23)...RS Lamont Brightful was 3rd in AFC (5th in NFL) in KOR average with 24.7...K Matt Stover was 3rd in NFL with 134 points, 1 shy of his team-record of 135 in

GARY ZAUNER

2000... K Wade Richey set a career-high and Ravens record with a 56-yard FG vs. Cle., 9/14. **2002: Named 1st-ever Baltimore Ravens special teams coordinator...**Produced 4 special teams TDs in 2002...S Ed Reed blocked 1st 2 punts in Ravens history...Chad Williams added a 3rd (2 of the 3 were returned for TDs)...Chris McAlister stunned a national TV audience after grabbing a Jason Elam (Denver) missed FG, and **racing 107 yards for a TD to set the record for longest play in NFL history**...Dave Zastudil was 2nd in NFL with 31 punts inside 20...LB Bart Scott and Williams led special teams in tackles with 17 each...Brightful, 6th-round draft pick that year, had longest PR in NFL (95t yards vs. Cin., also Ravens team record).

1994-2001: (with Minnesota) 2001: Prior to the 2001 season, Zauner was named special teams coordinator...Gary Anderson added to NFL scoring record by kicking 15 of 18 FGs and 29 of 30 PATs, posting 2,133 then-career points...Mitch Berger led NFC in punting for the 2nd consecutive season (44.7). **2000:** Anderson missed 1 FG, finishing season as NFL's leader in FG percentage (.957, 22-23)...Against Buf. on 10/22, he surpassed George Blanda to become NFL's all-time leading scorer...**1999:** Set team record for returns for TDs in a season with 3 (KORs by Robert Tate and Moe Williams and a PR by Randy Moss)...Berger became 1st punter in Vikes 39-year history to make Pro Bowl. **1998:** Guided Gary Anderson to the 1st perfect kicking season in NFL history (35-of-35 on FGAs and 59-of-59 on PATs)...Anderson set NFL record for most kicking points with 164...Berger led NFL with 40 TBs, a NFL record since kickoff was moved to the 30-yard line in 1993...Named NFC Special Teams Player of Week twice and NFC Special Teams Player of the Month for Nov....Berger set Vikings single-game records for punting average (55.8) and net punting average (48.2) vs. Cin. (11/15). **1997:** K Eddie Murray surpassed then-NFL record for consecutive PAT attempts with 234, en route to 250 at season's end...Harold Morrow set a team record with 32 ST tackles and PR David Palmer led NFC in PR average (13.1) for 2nd time in career. **1995:** Revez set then-league records of consecutive FGs (31) and consecutive FGs of 45-or-less yards (39)...ST placed a player among the top 2 in the NFC in PR average (Palmer, 13.2) and KOR average (Qadry Ismail, 24.7) for the 1st time in the same season in team history. **1994:** In 1st season with Minnesota, Zauner guided Mike Saxon (he also tutored at San Diego State), to a team record for punts inside 20-(28)...All-Pro Revez scored 132 points en route to 1st Pro Bowl.

1992-93: Consultant with many NFL teams and players on kicking and special teams.

1990-91: (with Long Beach State) Hired by George Allen...Spent 2 seasons working with 49er STs.

1987-88: (with U. of New Mexico) Coached special teams and guided former Falcons WR Terance Mathis, who tied an NCAA season record (1988) for TDs (3) on KORs for Lobos.

1981-85: (with San Diego State) Aztecs became 1 of the best ST units in country.

1979-80: (with Brigham Young) Launched coaching career under LaVelle Edwards...**Became the 1st full-time ST coach in NCAA**...In 2 years, recruited P/PK Lee Johnson, a 5th-round draft choice by Houston in 1985.

PERSONAL: Spent time as a punter at training camps of the Vikings and the Houston Oilers in 1973...Lettered in football and baseball at Wisconsin-La Crosse in 1974...Bachelor's degree in both health and physical education and master's degree in physical education.

COACHING BACKGROUND: 1979-80 (Brigham Young); 1981-85 (San Diego State); 1987-88 (New Mexico); 1990-91 (Long Beach State); 1994-2001 (Minnesota Vikings); 2002-05 (Baltimore Ravens)

RING OF HONOR PRESENTED BY SMYTH JEWELERS

SMYTH <i>Jewelers</i> since 1891 <i>Service. Selection. Smyth</i>	2004	Michael McCrary
	2003	Art Modell
	2002	8 Hall of Fame Baltimore Colts
	2001	Earnest Byner

The Ravens' Ring of Honor, presented by Smyth Jewelers salutes special inductees at M&T Bank Stadium. Their names appear on banners at the Stadium. The 8 Colts inducted into the Ring of Honor are listed in the History Section on Page 309.



CLARENCE BROOKS

DEFENSIVE LINE

COLLEGE: MASSACHUSETTS

YEARS WITH RAVENS: 1

YEARS IN NFL: 13

YEARS IN COACHING: 30

HS: NEW BEDFORD (MA)

BORN: 5/20/51, NEW YORK, NY

Clarence Brooks brings 3 decades of coaching experience on both the NFL and collegiate levels, including a combined 12 years with Miami, Cleveland and Chicago as defensive line coach. *At Miami, Brooks coached a D-line that recorded at least 44 sacks 3 times and averaged nearly 3 sacks per game over a 4-year span (2000-03).* Brooks takes over for Rex Ryan, who was promoted to Ravens defensive coordinator.

OVERVIEW: Under Brooks as Miami's DL coach, the defense recorded at least 44 sacks 3 times and averaged nearly 3 sacks a game over a 4-year span...The Dolphins have also finished in the top 5 in run defense 2 years straight (2002-03) and allowed an average of only 90.8 yards per game in 2003...With Arizona, Brooks had a hand in "Desert Swarm"—the Wildcats' defense (1990-91).

2000-04: (with Miami) 2004: Dolphins recorded 36 sacks, including 28 by the DL...Jason Taylor led team with 9.5 sacks and earned his 3rd Pro Bowl selection...With the DL pressure up front, the Dolphins ranked 2nd in the NFL's passing yards per game (162 yards) and tied for 2nd in the NFL in points allowed per game...Miami also executed the 2nd-most 3-and-out series (58) in the league. **2003:** Adewale Ogunleye led the AFC with 15 sacks, and combined with Jason Taylor's 13 (2nd in the AFC), Miami had the top sack tandem in the NFL...Ogunleye was named as a starter for the Pro Bowl, the 4th different Dolphins lineman to earn this honor under Brooks...The defense allowed a run average of only 90.8 yards per game. **2002: Miami was 2nd in the AFC and tied for 4th in the NFL with 47 sacks, the 3rd-highest total in club history...**DLs accounted for 41.5 of the total, including 18.5 by Taylor and 9.5 by Ogunleye, making them the most productive sack tandem in the NFL...Taylor's total led the league and tied a franchise single-season record...He was named a starter to the AFC Pro Bowl squad...The Dolphins tied for 5th in the NFL in run defense (97.1 yards per game), due in large part to the tackle tandem of Tim Bowens and Larry Chester. **2000:** DEs Trace Armstrong and Taylor combined for 31 sacks, ranking them as the most productive sack tandem in Dolphins history and the top duo in the NFL...Armstrong's 16.5 sacks led the AFC and were tied for 2nd in the NFL, while Taylor's total of 14.5 was 2nd in the conference and 5th in the league. Both were named as starters to the AFC Pro Bowl squad, the 1st time that teammates have been chosen to start at DE in the Pro Bowl since the 1992 season (1993 Pro Bowl) when Philadelphia's Reggie White and Clyde Simmons were picked.

1999: (with Cleveland) Defensive line coach.

1993-98: (with Chicago) The team averaged 34.2 sacks per year. **1995:** Ranked 5th against the pass in rushing yards (90.1 per game). **1993:** Ranked 4th in the NFL in total yards allowed (290.8 yards per game) and 3rd in passing yards (176.1 per game). **1994:** Ranked 5th in the league in passing yards.

1990-92: (with University of Arizona) DL coach, where he worked with Ravens DBs coach Johnnie Lynn, and was instrumental in their "Desert Swarm" defense (1990-91).

1981-89: (with Syracuse) Tutored OLBs for the 1st 6 years...Named DL coach for final 3 seasons...During the summer of 1989, Brooks worked in the Dallas Cowboys' training camp as part of the team's minority coaching fellowship program.

1976-80: (with Massachusetts) 1st full-time coaching post came in 1976, overseeing the DEs.

PERSONAL: Was an offensive guard at the University of Massachusetts from 1970-72, and the team captain in his final season...Earned All-Conference and All-East honors on the offensive line...Has a bachelor's degree in sociology...Clarence and his wife, Justa, have a son, Jason, and a daughter, Adrienne...The family lives in Owings Mills, MD.

COACHING BACKGROUND: 1976-80 (Massachusetts); 1981-89 (Syracuse); 1990-92 (Arizona); 1993-98 (Chicago Bears); 1999 (Cleveland Browns); 2000-04 (Miami Dolphins); 2005 (Baltimore Ravens)



JOHN FASSEL
OFFENSIVE ASSISTANT
COLLEGE: WEBER STATE
YEARS WITH RAVENS: 1
YEARS IN NFL: 1
YEARS IN COACHING: 6
HS: MILFORD (CT) ACADEMY
BORN: 1/10/74, ANAHEIM, CA

John Fassel (pronounced FAH-sill), son of Ravens offensive coordinator Jim Fassel, joined the Baltimore coaching staff as an offensive coaching assistant. Fassel is responsible for film breakdown and special projects for the coaching staff.

OVERVIEW: Served as the strength and WRs coach for the Amsterdam Admirals of the World League in the Spring of 2000...*Fassel signed with the Indianapolis Colts as a rookie free agent in 1999 at WR*...Was released by the Colts in the final cut of the 1999 preseason.

2002-04: (with New Mexico Highlands) 2004: As a head coach, he broke the school's 25-game losing streak in the 4th game and posted 2 more victories...Also served a brief stint as the school's interim AD. **2003:** Named head coach for New Mexico Highlands Cowboys in February. **2002:** Served as QB and WR coach and assistant athletic director.

1999, 2001: (with Bucknell) 2001: Named WRs coach...Also recruited for the Bison in South Florida. **1999:** Assisted the coaching staff with all aspects of the program, specifically with WRs.

COLLEGE: Graduate (1999) of Weber State with a degree in exercise science...Fassel was a 4-year letter winner for the Wildcats, playing both QB and WR...A standout WR at Weber State...Voted team captain in 1998...Played in the Blue-Gray game (1999)...Earned master's degree in athletic administration at Idaho State University, where he was a graduate assistant...Taught sports science (fall of 2000 to spring of 2001).

PERSONAL: Attended Milford Academy (CT), and spent 1993 serving as a community relations assistant for the Broncos after sustaining a season-ending injury...Was the director of FCA at New Mexico Highlands...John is a triathlete and resides in Owings Mills.

COACHING BACKGROUND: 1999, 2001 (Bucknell); 2000 (Amsterdam Admirals) 2002-04 (New Mexico Highlands-head coach in '04); 2005 (Baltimore Ravens)



JEDD FISCH
ASSISTANT WIDE RECEIVERS/QUARTERBACKS
COLLEGE: FLORIDA
YEARS WITH RAVENS: 2
YEARS IN NFL: 5
YEARS IN COACHING: 8
HS: HANOVER PARK (E. HANOVER, NJ)
BORN: 5/5/76, LIVINGSTON, NJ

Jedd Fisch (pronounced Fish) entered his 2nd season as a Raven with new duties as assistant wide receivers/quarterbacks coach. Fisch joined the Ravens in 2004 as an offensive assistant. He will assist David Shaw with the WRs and Rick Neuheisel with the QBs and with various aspects of the offense's game preparation.

OVERVIEW: An 8-year coaching veteran in the college and professional ranks...Spent 3 years as the defensive quality control coach for the Houston Texans...Launched career as a WR coach...Coached WRs with the New Jersey Red Dogs of the AFL...Spent 2 years as graduate assistant with Steve Spurrier (former head coach of the Washington Redskins) at the University of Florida.

2004: (with Baltimore) Assisted David Shaw in coaching wide receivers in addition to breaking down video, opponents and developing scouting reports for game preparation.

JEDD FISCH

2001-2003: (with Houston) 2003: Served as the Texans' defensive quality control coach...Assisted coaching the club's LBs, as well as maintaining responsibility for all opponent film breakdown and game analysis. **2002:** Served as defensive quality control coach and assistant LBs coach. **2001:** Joined the Texans as Dom Capers' 3rd hire behind Chris Palmer (OC) and Dan Riley (head strength and conditioning coach)...Spent that year working with both O/D and assisting in all administrative duties that go along with building an expansion franchise.

1999-2000: (with U. of Florida) Served as a graduate assistant at the University of Florida for 2 seasons...Gators posted a 19-7 record over those 2 seasons...Advanced to 2 New Year's Day Bowl Games (Florida Citrus and Sugar, respectively) and won a Southeastern Conference Title.

1998: (with NJ Red Dogs) Coached WRs, plus responsible for quality control duties for O/D...Posted a 7-7 record during that time.

PERSONAL: Fisch returned to the field in 2004, after 1 year of off-field duties while recovering from an aortic aneurism surgical procedure in 4/03...Graduated from the University of Florida with a bachelor's degree in criminology and law and a master's degree in sports management...During undergrad years, Fisch served as an assistant coach and defensive coordinator at P.K. Yonge (Gainesville, FL) HS (1997-98)...Jedd and wife, Amber, and her daughter, Zaylee, live in Baltimore.

COACHING BACKGROUND: 1998 (New Jersey Red Dogs); 1999-2000 (University of Florida); 2001-2003 (Houston Texans); 2004-05 (Baltimore Ravens)



JEFF FITZGERALD
LINEBACKERS
COLLEGE: CAL STATE-NORTHRIDGE
YEARS WITH RAVENS: 2
YEARS IN NFL: 12
YEARS IN COACHING: 23
HS: JOHN BURROUGHS (BURBANK, CA)
BORN: 4/18/60, BURBANK, CA

Jeff Fitzgerald takes over as the linebackers coach in 2005, after joining the Ravens as outside linebackers coach last season. The 23-year coaching veteran brings his high energy to the elite LB position to coach the entire group, including Pro Bowlers Ray Lewis, Terrell Suggs (also DE) and Adalius Thomas. FitzGerald will be assisted by Mike Pettine.

OVERVIEW: Was reunited (2004) both with Ravens former defensive coordinator Mike Nolan (now with the 49ers), whom he coached with at the Washington Redskins, and former player personnel director Phil Savage (now GM with the Browns), who was a graduate assistant with FitzGerald at Alabama in the late 1980s...Spent the previous 4 seasons with the Arizona Cardinals...Served as LB coach...Brings 12 years of NFL coaching experience and vast skills in computer and video operations to Baltimore.

2004: (with Baltimore) OLB coach who tutored Terrell Suggs and Adalius Thomas...*Suggs was named to his 1st-career Pro Bowl* after leading the team with 10.5 sacks (tied for 3rd in AFC and 11th in NFL)...Suggs added 72 tackles....Thomas also thrived under FitzGerald, *posting a career-high 80 tackles, and finishing 2nd on the team with a career-high 8 sacks*...Thomas also had 5 PD and led the team with 4 FF.

2000-2003: (with Arizona) 2001-03: Served as LB coach. **2000:** Joined Cardinals as quality control coach and was responsible for computer and video operations.

1998-1999: (with Washington) 1999: Served as LB coach and defensive assistant under then-Redskin defensive coordinator Mike Nolan. **1998:** Defensive and special teams assistant...Managed the team's defensive game analysis services and served as a special teams assistant.

1994-1997: (with San Diego State) Served as LB coach...Oversaw the computer and video operations for the team.

1990-1993: (with Tampa Bay) Began NFL career with the Buccaneers...Spent 4 years working with the DBs, special teams and administrating defensive computer operations, plus evaluation of video.

JEFF FITZGERALD

1986-89: (with Alabama) Spent 4 seasons with the Crimson Tide, where he met graduate assistant Phil Savage...Served as ILB coach while completing his master's degree in physical education.

1985: (with U. of Cincinnati) Was a graduate assistant (DL) at the University of Cincinnati...Developed the Cincinnati *Offseason Strength and Conditioning Program Guide Book*.

1981-84: (with Burroughs/Burbank HS) Coached high school football in his hometown of Burbank, while completing his bachelor's degree at Cal State-Northridge.

PERSONAL: Graduate of Cal State-Northridge with a bachelor's degree in physical education and a master's degree from the University of Alabama...Originally attended Oregon State, but transferred after suffering a career-ending knee injury while playing LB for the Beavers...Volunteered at weightlifting events at the 1984 Summer Olympic Games in Los Angeles...An auto racing and travel enthusiast, FitzGerald has traveled around the world to exotic places, including Korea, Hong Kong, Australia, New Zealand, Fiji, and extensively throughout Europe...His favorite trip was to Bali, Indonesia...Jeff is single and resides in Pikesville, MD.

COACHING BACKGROUND: 1981-82 (John Burroughs HS); 1983-84 (Burbank HS); 1985 (University of Cincinnati); 1986-89 (Alabama); 1990-93 (Tampa Bay Buccaneers); 1994-97 (San Diego State); 1998-99 (Washington Redskins); 2000-03 (Arizona Cardinals); 2004-05 (Baltimore Ravens)



CHRIS FOERSTER
OFFENSIVE LINE/ASSISTANT HEAD COACH
COLLEGE: COLORADO STATE UNIVERSITY
YEARS WITH RAVENS: 1
YEARS IN NFL: 13
YEARS IN COACHING: 23
HS: SABINO (TUCSON, AZ)
BORN: 10/12/61, MILWAUKEE, WI

Chris Foerster (pronounced FUR-stir) entered his 1st season as the Baltimore Ravens' offensive line/assistant head coach in January of 2005, after 1 season as the offensive coordinator of the Miami Dolphins. Foerster has 23 years of coaching experience, including the Minnesota Vikings (1993-95) and Stanford (1989-91), where he worked with Ravens head coach Brian Billick.

OVERVIEW: In his 13-year NFL career, teams that Foerster has coached for have made the playoffs 8 times (4 times with the Bucs, 2 with the Colts and 2 with the Vikings), including 3 division titles and 2 appearances in conference championship games...With Foerster as a coach, teams have posted a 107-85 record...Most exciting event in his career to date was "being hired by the Ravens."

2004: (with Miami) As offensive coordinator, took over an offensive team that was decimated by injuries and the sudden departure of Pro Bowl RB Ricky Williams during training camp...Still produced 4,404 yards and 275 points...Over the 1st 10 games, Miami scored 140 points, averaging 14.0 points per game...After Jim Bates took over as interim head coach for the final 6 games, the points production jumped to 22.5 points per game (scoring 135 points in 6 games).

2002-03: (with Indianapolis) TE's coach both seasons...Helped the Colts to 2 playoff appearances including the AFC Championship game (1/18/04 at New England). **2003:** Guided TE Marcus Pollard to 40 receptions for 541 yards (2nd-most in his career) and 3 TDs. **2002:** Pollard grabbed 43 (2nd-most in his career in 2002) receptions for 478 yards and 6 TDs (2nd-most in his career).

1996-01: (with Tampa Bay) O-line coach...Bucs made 4 playoff appearances in 6 years, including an appearance in the NFC Championship game in 1999...In his 6-year tenure, the OL helped protect Bucs QBs, allowing them to pass for 16,159 yards, an average of 2,693.2 yards per season and 10,884 rushing yards (1,814 per season).

1993-95: (with Minnesota) Coached with Brian Billick (OC), and helped Vikes to 2 playoff appearances. **1995:** TE's and OL coach...Minnesota gained 5,938 total yards...Team scored 412 points (2nd-most in Vikes history). **1993-94:** Vikings OL paved the way for 10,666 total yards (5,333 avg).

1992: (with University of Minnesota) Offensive line coach.

CHRIS FOERSTER

1988-91: (with Stanford) Assistant offensive line/special teams coach.

1983-87: (with Colorado State) **1984:** Named Rams offensive line coach. **1983:** Began coaching as a graduate assistant.

PERSONAL: A walk-on before earning a scholarship as a sophomore...Played center at CSU from 1979-82...During senior year, Rams set a school record for passing yards in a season...Named CSU's outstanding scholar-athlete as a junior...Prepped at Sabino (Tucson, AZ) HS...Played on All-Star team with Ravens QB coach Rick Neuheisel: Arizona All-Stars vs. Utah All-Stars...Born on Oct. 12, 1961, in Milwaukee, WI...Holds a degree in history...Chris and his wife, Michelle, have 3 children: Kathleen (17), Jake (13) and Micah (5)...The family resides in Owings Mills, MD

COACHING BACKGROUND: 1983-87 (Colorado State); 1988-91 (Stanford); 1992 (University of Minnesota); 1993-95 (Minnesota Vikings); 1996-2001 (Tampa Bay Buccaneers); 2002-03 (Indianapolis Colts); 2004 (Miami Dolphins); 2005 (Baltimore Ravens)

ALL-TIME RAVENS COACHES

• Mark Asanovich	Assistant Strength and Conditioning	(2002)
• Maxie Baughan	Linebackers	(1996-98)
• Brian Billick	Head Coach	(1999-2005)
• Clarence Brooks	Defensive Line	(2005)
• Jacob Burney	Defensive Line	(1996-98)
• Matt Cavanaugh	Offensive Coordinator	(1999-2004)
• Jim Colletto	Offensive Line	(1999-2004)
• Jack Del Rio	Linebackers	(1999-2001)
• Lester Erb	Quality Control/Offense	(1997-98)
• Jim Fassel	Offensive Coordinator	(2004-05)
• John Fassel	Offensive Assistant	(2005)
• Chris Foerster	Offensive Line/Assistant Head Coach	(2005)
• Kirk Ferentz	Assistant Head Coach/Offense	(1996-98)
• Jedd Fisch	Assistant Quarterbacks/Wide Receivers	(2004-05)
• Jeff FitzGerald	Linebackers	(2004-05)
• Jeff Friday	Strength and Conditioning	(1999-2005)
• Wade Harman	Tight Ends/Assistant Offensive Line	(1999-2005)
• Donnie Henderson	Secondary	(1999-2003)
• Pat Hill	Tight Ends	(1996)
• Milt Jackson	Wide Receivers	(1999-2000)
• Al Lavan	Running Backs	(1996-98)
• Marvin Lewis	Defensive Coordinator	(1996-2001)
• Johnnie Lynn	Secondary	(2004-05)
• Eric Mangini	Quality Control/Offense	(1996)
• Richard Mann	Wide Receivers	(1997-98)
• Ted Marchibroda	Head Coach	(1996-98)
• Chip Morton	Assistant Strength and Conditioning	(1999-2001)
• Rick Neuheisel	Quarterbacks	(2005)
• Mike Nolan	Defensive Coordinator	(2001-04)
• Scott O'Brien	Special Teams	(1996-98)
• Mike Pettine	Outside Linebackers	(2002-05)
• Russ Purnell	Special Teams	(1999-2001)
• Alvin Reynolds	Defensive Backs	(1996-98)
• Paul Ricci	Assistant Strength and Conditioning	(2002-05)
• Rex Ryan	Defensive Coordinator	(1999-2005)
• Jim Schwartz	Quality Control/Defense	(1996-98)
• John Settle	Quality Control/Special Teams	(1996-97)
• Steve Shaffer	Assistant Head Coach/Secondary	(1999-2001)
• David Shaw	Wide Receivers	(2002-05)
• Mike Sheppard	Wide Receivers	(1996)
• Mike Singletary	Inside Linebackers	(2003-04)
• Darrin Simmons	Quality Control/Special Teams	(1998)
• Jerry Simmons	Strength and Conditioning	(1996-98)
• Matt Simon	Running Backs	(1999-2005)
• Mike Smith	Linebackers	(1999-2002)
• Don Strock	Quarterbacks	(1996-98)
• Bennie Thompson	Assistant Special Teams	(2000-05)
• Dennis Thurman	Secondary	(2002-05)
• Ken Whisenhunt	Tight Ends	(1997-98)
• Phil Zacharias	Defensive Assistant	(2002-04)
• Gary Zauner	Special Teams Coordinator	(2002-05)

Current Coaching Staff in Purple - last position with team listed



JEFF FRIDAY
STRENGTH AND CONDITIONING
COLLEGE: WISCONSIN MILWAUKEE
YEARS WITH RAVENS: 7
YEARS IN NFL: 10
YEARS IN COACHING: 16
HS: MARQUETTE U. (MILWAUKEE, WI)
BORN: 10/11/66, MILWAUKEE, WI

Jeff Friday entered his 7th season as the Ravens' strength and conditioning coach in 2005. Friday introduced new elements to the program in 2004, including kick boxing, yoga and spin-cycling. A mainstay of the Baltimore football program, Friday and his assistant, Paul Ricci, add an invaluable contribution to the healthy development of Ravens players.

OVERVIEW: Following the 2000 season, when the Ravens became World Champions, Friday was named *Professional Strength and Conditioning Coach of the Year* by a vote of his peers in the Professional Football Strength and Conditioning Coaches Society...Has a combined 16 years of coaching experience in college and the NFL.

1999-2004: (with Baltimore) 2004: Introduced new elements to the offseason training program, including kick boxing, yoga and spin-cycling...A mainstay of the Baltimore football program since 1999. **2003:** NFL's No. 1 rushing team (166.8 yards per game)...Outscored opponents 150-65 in the fourth quarter...Scored 150 fourth quarter points that led the NFL. **2002:** Coached and conditioned team with 19 rookies with an average age of 25.2 (youngest in NFL) to a 7-9 record. **2001:** Outscored opponents 109-55 in the fourth quarter...Seven (7) victories resulted from fourth-quarter comebacks. **2000:** NFL record for fewest points allowed in a 16-game schedule (165) and NFL record for fewest rushing yards allowed in a season...Team had a 12-0 record when leading after 3 quarters. **1999:** Ravens posted an 8-8 record, most wins in franchise history...Reunited with Brian Billick to oversee the Ravens' strength and conditioning program.

1996-98: (with Minnesota) During Friday's 3 seasons with the Vikings as assistant strength and conditioning coach, the team made the playoffs each season. **1998:** Playoff team set NFL record for most points scored in a season (556).

1992-1995: (with Northwestern) Spent 4 years as assistant strength and conditioning coach with men's basketball coach Ricky Byrdsong...Worked primarily with men and women basketball teams. **1995:** Helped to develop the football squad that won Big 10 title.

1990-91: (with Illinois State) A 2-year assistant strength and conditioning coach.

PERSONAL: Earned bachelor's degree in physical education from the University of Wisconsin-Milwaukee and master's degree in exercise science from Illinois State University...Friday's master's thesis was published in the *Journal of Strength and Conditioning Research* as *A Comparison of Muscle Activity Between a Free Weight and a Machine Bench Press*...In 2002, received The President's Award from the Ricky Byrdsong* Foundation, an organization that battles the growing epidemic of hate and violence in our society by and against youth...Attended Marquette University (Milwaukee, WI) HS...Jeff, wife Jennifer, daughter Hailey (4), and son Aidan James (2), reside in Ellicott City, MD.

COACHING BACKGROUND: 1990-91 (Illinois State); 1992-95 (Northwestern); 1996-98 (Minnesota Vikings); 1999-2005 (Baltimore Ravens)

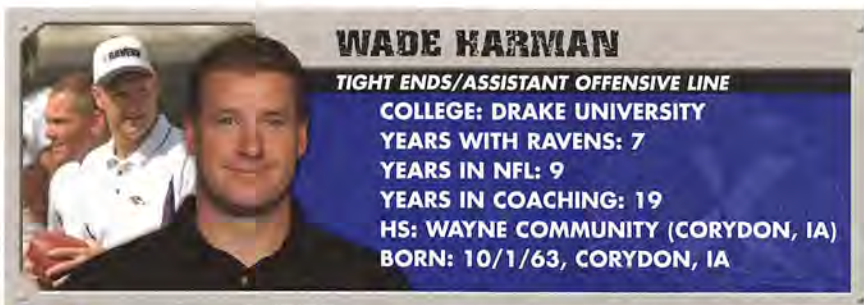
*In 1999, Byrdsong was walking 1 block from his home with 2 of his children when he became a victim of a hate crime and was killed by a young man. Byrdsong was only 43 years old.

EXTRA EFFORT AWARD

RAVENS ROOST NO. 7 • HAGERSTOWN, MD • SINCE 1963

Presented annually to the Ravens' player who, throughout the course of a season, consistently puts forth the best effort play-after-play. The award, voted upon by the "EE" committee of Roost No. 7, is presented at an awards banquet held in Hagerstown, MD. Recipients are listed below:

- | | | |
|---------------------------|---------------------------|-----------------------|
| 1996 - TE Brian Kinchen | 1999 - FB Charles Evans | 2002 - LB Ed Hartwell |
| 1997 - S Bennie Thompson | 2000 - S Corey Harris | 2003 - NT Kelly Gregg |
| 1998 - DE Michael McCrary | 2001 - WR Brandon Stokley | 2004 - QB Kyle Boller |



WADE HARMAN

TIGHT ENDS/ASSISTANT OFFENSIVE LINE

COLLEGE: DRAKE UNIVERSITY

YEARS WITH RAVENS: 7

YEARS IN NFL: 9

YEARS IN COACHING: 19

HS: WAYNE COMMUNITY (CORYDON, IA)

BORN: 10/1/63, CORYDON, IA

Wade Harman entered his 7th year coaching Ravens TEs and the O-Line in 2005. The team struggled all season with injuries to key Pro Bowl-type players, and marked a total of 53 games when regular starters missed time. Still, the Ravens finished just 1 game shy of the playoffs. Harman's special receiving corps of 2-time Pro Bowler Todd Heap, Terry Jones, Darnell Dinkins and Daniel Wilcox still managed to produce 81 receptions as a group.

OVERVIEW: Harman has 19 years in coaching in both the NFL and collegiate ranks...Launched his pro career with the Vikings, where he was part of the Dennis Green-Brian Billick offensive staff...He previously coached with Billick at Utah State...Was part of Super Bowl XXXV run in 2000...*Coached players the caliber of Ben Coates and Shannon Sharpe, who surpassed Ravens GM Ozzie Newsome's NFL TE-reception marks in 2001.*

1999-2004: (with Baltimore) 2004: The Ravens struggled all season with injuries to key Pro Bowl-type players, especially on offense...Regular starters on both sides of the ball missed 53 games and were slowed by injuries when they did play...Todd Heap missed 10 games and most of 2 others with a severe ankle sprain but still managed to lead Ravens TEs with 27 catches for 303 yards and 3 TDs...Ogden missed 4 games and continually battled through knee and hamstring problems...Long-time starting C Mike Flynn missed the 1st 7 games of the season with a fractured clavicle, but did return to start 4 games at RG and 1 at C. **2003:** Heap led the team in receptions for the 2nd consecutive season (57-693)...*Made 2nd straight trip to Pro Bowl*...Todd pulled in a 35-yard TD catch in the postseason loss vs. the Titans. **2002:** Ravens were the only team in the NFL to have a TE (Heap) lead his team in receptions (68-836 yards)...Heap also tied for the team-lead with 6 TDs (with WR Travis Taylor)...Heap posted 2 2-TD games (vs. Jax. and Den.) and 2 go-ahead TDs (@ Pit. and @ Cin.)...His 6 points at Paul Brown Stadium were the game-winners (27-23) with only minutes remaining...*Heap made his 1st trip to the Pro Bowl*...Rookie Terry Jones emerged, starting 6 of 14 games and catching 11 passes for 106 yards and 1 TD. **2001:** Future Hall of Famer Shannon Sharpe (who subsequently re-signed with Denver in 2002 after 2 seasons with the Ravens) became the NFL's all-time pass-catching TE while with the Ravens (on 11/18 vs. Cle.), eclipsing Ozzie Newsome's NFL marks (662 catches for 7,980 yards)...Sharpe had posted 690 career receptions for 8,553 yards, both all-time NFL records for a TE and earned a spot at the Pro Bowl...Sharpe caught a dazzling game-winning TD pass at Jax. (11/25) with 9 seconds remaining. **2000:** Ravens signed Sharpe, and he led the team with 67 catches for 810 yards and 5 TDs, plus added huge plays in the postseason, catching 6 for 230 yards and 2 TDs. **1999:** Re-joined Brian Billick as TEs coach/OL.

1997-98: (with Minnesota) Spent 2 seasons as a coaching assistant, helping tutor O-line under OL coach Mike Tice...Assisted coaching staff with playbook development, practice plans and schedules, game plans, opponents scouting reports and assisted the pro personnel department.

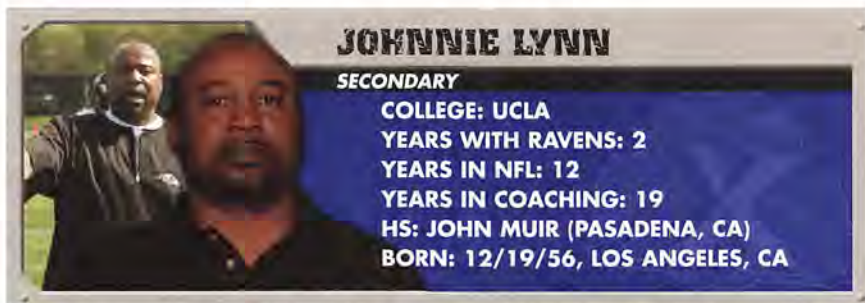
1996: (with Morningside College) Served as OC and OL coach in Sioux City, IA.

1992-95: (with U. of the Pacific) Coached a variety of offensive positions and monitored administrative affairs for the football program.

1987-91: (with Utah State) 1991: Coached RBs. **1989-90:** TEs coach. **1987-88:** Entered coaching ranks as a graduate assistant.

PERSONAL: A LB at Utah State after transferring from Drake...Wade holds a degree in computer science and a minor in mathematics from Drake...Earned a master's degree in health, physical education and recreation from Utah State in 1988...Grew up in a farming community...Father is a veterinarian...Wade and his wife, Angie, have 2 daughters, Madison (10) and Rylee (8), and a son, Hunter (5)...The Harman family lives in Reisterstown, MD.

COACHING BACKGROUND: 1987-91 (Utah State); 1992-95 (University of the Pacific); 1996 (Morningside College); 1997-98 (Minnesota Vikings); 1999-2005 (Baltimore Ravens)



JOHNNIE LYNN

SECONDARY

COLLEGE: UCLA

YEARS WITH RAVENS: 2

YEARS IN NFL: 12

YEARS IN COACHING: 19

HS: JOHN MUIR (PASADENA, CA)

BORN: 12/19/56, LOS ANGELES, CA

Johnnie Lynn is in his 2nd season as the Ravens' secondary coach. Last season, Ravens DBs were on fire, posting 6 of 7 defensive TDs...Lynn shares secondary duties with coach Dennis Thurman. Lynn, a former defensive coordinator for the NY Giants, rejoined Jim Fassel, his former head coach at the Giants...Fassel was named offensive coordinator for the Ravens in 2005, after serving 1 season as senior consultant/offense.

OVERVIEW: Lynn was the Giants' defensive coordinator and 7-year member of Jim Fassel's staff...He was promoted to the position on 2/7/02...He replaced John Fox, now head coach of the Panthers...Lynn was with the Giants 5 years before his promotion from secondary coach...While Lynn tutored the DBs, the team consistently had 1 of the NFL's best pass defenses...*Secondary's finest moment occurred in the 2000 NFC Championship Game, when the Giants limited Cris Carter, Randy Moss and Minnesota Vikings to just 5 catches for 60 yards*...NYG succeeded despite a cast of players that constantly changed.

2004: (with Baltimore) The defense scored 7 TDs (5 INTs and 2 FRs), and produced the most INT yards (700) in the NFL...*Ranked 1st in the AFC and 2nd in the NFL in QB rating (68.0), and 1st in the NFL in the number of 3 and outs (59 - NFL average was 43)*...Two Raven DBs earned starting Pro Bowl nods: SS Ed Reed and CB Chris McAlister (who did not play due to injury)...Reed was voted *AP's defensive player of the year, setting an NFL record with INT return yardage (358 yards) with a team record and NFL-leading 9 INTs*...McAlister scored 2 TDs...Deion Sanders (reserve CB behind Gary Baxter, now with Cleveland) posted 3 INTs, 2 of which came against Buffalo, when he returned 1 for a 48-yard TD...Sanders was named *AFC defensive player of the week* vs. Buffalo...S Will Demps totaled 86 tackles, notched 2.5 sacks, 1 INT, 2 FF and 2 FR and 8 PD...Chad Williams posted 3 INTs, including 1 return for 94 yards and 1 TD.

1997-2003: (with NY Giants) 2003: Injury-depleted Giants experienced a 4-12 season, losing final 8...Longest slump since a 7-game streak in 1994, **2002:** Giants had 1 of the NFL's finest defenses...In Lynn's 1st season as defensive coordinator, the Giants ranked 3rd in the NFL in scoring defense, allowing only 17.4 points a game...They allowed 17 points or less in 10 of 16 regular season games...Giants were 9th in the NFL in total yardage defense, giving up 309.3 yards a game, and 9th in passing defense, surrendering 194.9 yards a game...Giants were 9th in opposing 3rd-down conversions...Opponents succeeded on only 36.5 percent of their 3rd-down attempts (81 of 222)...During tenure as DB coach, Lynn was instrumental in the development of Will Allen, William Peterson, Shaun Williams, Jason Sehorn and several other DBs who were key to the Giants' success...Allen and Peterson were widely recognized as 1 of the NFL's finest young CB tandems. **2001:** Giants secondary helped hold 8 opponents to less than 200 yards passing...Six different DBs intercepted at least 1 pass, led by Allen's team-leading total of 4 picks. **2000:** In NFC Championship season, 10 opponents, including 3 in the playoffs, failed to gain 200 yards through the air...Secondary's finest moment occurred in the 2000 NFC Championship Game, when the Giants limited Minnesota to just 60 passing yards...Vikings had averaged 243.2 passing yards in their 1st 17 games...Minnesota's outstanding receiving duo of Moss and Carter combined for just 5 catches for 42 yards. **1997:** Hired by Jim Fassel to join Giants defensive staff...Team led the NFL with 27 INTs, despite a secondary that was riddled with injuries to key personnel...Squad opened the season in dramatic fashion as SS Sam Garnes intercepted a pass and returned it 95 yards for a TD to seal a win over Phi. in the season opener...Sehorn intercepted a career-best 6 passes, the most by a Giant since Everson Walls' 6 thefts in 1990.

1996: (with San Francisco) Spent the season coaching DBs.

1994-95: (with Tampa Bay) Served as DB coach for the Tampa Bay.

1987-93: (with U. of Arizona) 1992-93: Coached DBs. **1988-91:** Coached the OLBs. **1987:** Hired and spent 7 seasons coaching DBs and OLBs.

1979-86: (with NY Jets) Lynn was a standout DB, playing both CB and S, in the NFL for 8 seasons

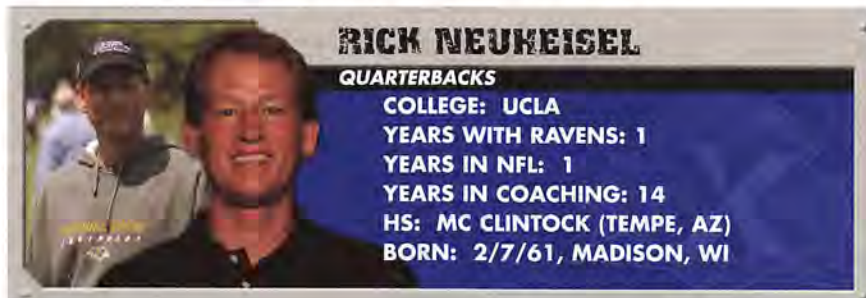
JOHNNIE LYNN

with the New York Jets following his 4th-round selection out of UCLA...Was instantly a member of the starting defensive lineup as a rookie and ended his career 10th on the Jets' career INT list with 17 thefts after 7 seasons.

PERSONAL: A 4-year letterman at UCLA, Lynn played on 4 bowl teams and garnered All-Pac 10 Honors as a senior...Earned his bachelor's degree in history...Graduate of John Muir (Pasadena, CA) HS...Johnnie and wife Laurie are the parents of Ashley (22), Chazz (20) and Cameron (14).

NFL PLAYER EXPERIENCE: 1979-86 (New York Jets)

COACHING BACKGROUND: 1987-93 (Arizona); 1994-95 (Tampa Bay Buccaneers); 1996 (San Francisco 49ers); 1997-2003 (New York Giants); 2004-05 (Baltimore Ravens)



RICK NEUHEISEL
QUARTERBACKS
COLLEGE: UCLA
YEARS WITH RAVENS: 1
YEARS IN NFL: 1
YEARS IN COACHING: 14
HS: MC CLINTOCK (TEMPE, AZ)
BORN: 2/7/61, MADISON, WI

Rick Neuheisel signed on as the Ravens' quarterbacks coach in January of 2005...*Neuheisel, who had tutored QB Troy Aikman at UCLA, will work with Ravens QB Kyle Boller and other Ravens QBs...*In 1987, Neuheisel played QB, suiting up for 3 games for the San Diego Chargers (starting 2). Rick held a team record for completion percentage in a game (81.8, going 18-of-22 for 217 yards and a TD at Tampa Bay). He completed 40-of-59 passes in those 3 games for 367 yards and 1 TD and added another TD rushing.

OVERVIEW: Neuheisel has 8 years of head coaching experience at the collegiate Division I-A level, posting a 66-30 record, including a Rose Bowl victory in 2000 at Washington...Neuheisel went 33-16 at Washington and 33-14 at Colorado...*In his 4 years at Washington, Neuheisel led the Huskies to 4 Bowl appearances...*Neuheisel posted a 33-14 (.702) record and was 3-0 in postseason bowl games all against Pac-10 Conference opponents...His Colorado team had 20 wins in his 1st 2 seasons as a college coach, which tied for the 4th-most by a 1st-time college coach in the Division I-A modern era...Both of those Buffalo teams finished in the top-10 of the national polls.

1999-2002: (with University of Washington) In his 4 years at Washington, Neuheisel led the Huskies to 4 Bowl appearances, 1 Rose Bowl, 2 Holiday Bowls and 1 Sun Bowl. **2002:** Finished 7-6 and tied for 4th in the Pac-10 (4-4)...Ranked 4th in passing offense (346.2 yards per game) in NCAA Top 10...Earned a spot in the Sun Bowl. **2001:** Placed 2nd in the Pac-10...Posted a 8-4 record that included 6 wins at home...Also recorded a 6-2 conference record and earned an invitation to the Holiday Bowl...Huskies faced 5 teams ranked in the final AP Poll, winning 3 of those games. **2000:** Team placed 1st in the Pac-10...Posted the 1st 10-win season since the 1991 Huskies went 12-0 en route to the National Championship...Was Washington's 1st Rose Bowl title in 10 years and its 1st Rose Bowl appearance since 1992...UW trailed in 8 of its 11 wins, and pulled off 5 consecutive fourth-quarter comebacks. **1999:** Huskies placed 2nd in the Pac-10...Neuheisel became the 1st UW coach to take his team to a bowl game during his inaugural season after guiding the Huskies to a 7-5 record, including an invitation to the 1999 Culligan Holiday Bowl.

1994-1998: (with Colorado) **1997:** Buffaloes went 5-6, including 3-5 in the Big 12...Colorado outscored (300-295) and outgained (4,047-to-3,858) opponents...QB John Hessler recorded a 119.3 QB rating. **1996:** With more of his recruits, the team posted a 10-2 record (2nd in Big 12 North), including a 33-21 victory over Washington in the Holiday Bowl...Buffaloes outscored opponents 319-199, as the team set a school record by winning 10 consecutive road games...The team produced 3 All-Americans, including Butkus Award winner Matt Russell. **1995:** Buffaloes ranked No. 4 in the *USA Today* standings and No. 5 in the final *Associated Press* poll and were the 8th-highest rankings ever for a 1st-year coach...Guided the Buffalo to a 10-2 record (the best ever by a 1st-year CU coach) and an appearance in the Cotton Bowl (38-6 win over Oregon), becoming the 1st rookie Colorado coach to take a team to a bowl game. **1994:** Was an assistant

RICK NEUHEISEL

coach on Head Coach Bill McCartney's staff.

1988-1993: (with UCLA) Spent 6 years at his alma mater under his college coach Terry Donahue...Tutored former Dallas Cowboy QB Troy Aikman. **1988-89:** Coached QBs. **1990-83:** Coached WRs.

PERSONAL: Began his collegiate career as a walk-on at UCLA, holding for K John Lee, and eventually battled Steve Bono for the starting QB job by his senior year...Secured the starting job 4 games into that regular season and led the Bruins to the Pac-10 championship in 1983, earning honorable mention All-Pac 10 honors...Led UCLA to a 45-9 victory against Illinois in the 1984 Rose Bowl and named the game's MVP...Was later inducted into the Rose Bowl Hall of Fame...Played for the San Antonio Gunslingers from 1984-85...Following the USFL, Rick used his NCAA scholarship award and enrolled in law school at Southern California, while working as a graduate assistant at UCLA, tutoring Troy Aikman...Earned a degree in political science at UCLA and a law degree from USC...Most thrilling personal moment came in October 1996 when Rick was asked by Jimmy Buffet to play *Margaritaville* onstage on his guitar at Fiddlers Green in Denver...Rick and his wife, Susan, have 3 children: Jerry (13), Jack (11) and Joe (8). The Neuheisel family lives in Towson, MD.

NFL/PRO PLAYER EXPERIENCE: 1984-85 (San Antonio Gunslingers-USFL); 1987 (San Diego Chargers)

COACHING BACKGROUND: 1988-1993 (UCLA); 1994-1998 (Colorado); 1999-2002 (Washington); 2005 (Baltimore Ravens)



MIKE PETTINE
OUTSIDE LINEBACKERS
COLLEGE: VIRGINIA
YEARS WITH RAVENS: 4
YEARS IN NFL: 4
YEARS IN COACHING: 18
HS: CENTRAL BUCKS WEST (DOYLESTOWN, PA)
BORN: 9/25/66, DOYLESTOWN, PA

Mike Pettine (pronounced PET-tin) entered his 4th season with the Ravens following a promotion to outside linebackers coach in January and takes over that group, working with Jeff FitzGerald. Pettine spent 2 years working with the defensive line and 1 year as a coaching assistant/quality control specialist after spending 1 year in football video operations.

OVERVIEW: Recently appointed as outside linebackers coach in 2005...Named defensive assistant in 2004...Also a computer specialist for the Ravens, Mike assisted in producing coaching programs, combining video to assist in developing playbooks for offense and defense and analyzing game video of opponents...High school head coach for 7 years...Spent 2 years at the University of Pittsburgh as a graduate assistant (defense) under Johnny Majors.

2002-2004: (with Baltimore) 2004: Promoted to defensive assistant and helped coach the defensive line with Rex Ryan. **2003:** Helped coach the defensive line with DL coach Rex Ryan...Using the latest computer technology, Pettine assisted in developing playbooks, producing scouting reports, and analyzing game video of opponents as a quality control specialist. **2002:** With football video operations...Assisted the Ravens' coaching staff.

1997-2001: (with North Penn HS) 1999: Pettine's squad was featured on ESPN's original documentary *The Season*...Team won 45 games in 5 seasons, including the 1st of 2 playoff appearances in school history...Was head football coach at Lansdale, PA.

1995-96: (with William Tennent HS) 1996: Team established a school record with 9 wins. **1995:** Named head coach.

1993-94: (with U. of Pittsburgh) Served as a defensive graduate assistant under Johnny Majors.

1988-92: (with Central Bucks West HS) Was an assistant coach for his father, Mike Pettine Sr., recently retired as the most winning coach in the history of HS football in the state of PA...Dad had a 326-42-4 record in 33 seasons.

MIKE PETTINE

PERSONAL: Graduate of UVA with a BA in economics... Played at UVA under Coach George Welsh (1984-1987) and was a 2-year letterman at FS (1986-87)... Led the team in INTs in 1986 with a school-record 3 INTs in 1 game (vs. NC State)... Attended Central Bucks West (Doylestown, PA) HS... Lettered in football and basketball... Was All-State at QB and DB... Mike and his wife, Marlene, live in Hampstead, MD, with their 3 children: Megan (11), Ryan (8) and Katie (4).

COACHING BACKGROUND: 1988-92 (Central Bucks West HS); 1993-94 (Pittsburgh); 1995-96 (William Tennent HS-head coach); 1997-2001 (North Penn HS-head coach); 2002-05 (Baltimore Ravens)



PAUL RICCI
ASSISTANT STRENGTH/CONDITIONING
COLLEGE: TEMPLE
YEARS WITH RAVENS: 4
YEARS IN NFL: 5
YEARS IN COACHING: 9
HS: WASHINGTON TWP (SEWELL, NJ)
BORN: 11/15/69, ELMER, NJ

Paul Ricci (pronounced RICH-ee), entered his 4th year as assistant strength and conditioning coach for the Ravens. Ricci works with strength coach Jeff Friday at the Ravens' state-of-the-art weight training room and helps players achieve their individualized workout goals, which he helps set. Ricci has held part-time positions with the San Diego Padres (spring training, 1997), Philadelphia Eagles (1995-96), and Seattle Seahawks (1993).

OVERVIEW: Ravens highly-attended offseason strength and conditioning program for players, which Ricci helps coordinate, begins in March and continues through June, followed by programmed workouts individualized for each player during the season... Worked part-time with the Ravens from 1999 to 2001.

2002-04: (with Baltimore) 2004: Helped introduce new elements to the conditioning program with the addition of spinning, yoga and kickboxing. **2003:** Instituted a cutting-edge, core-training regimen to help supplement the Ravens' highly successful strength and conditioning program. **2002:** Named assistant strength and conditioning coach.

1997-02: (part-time Ravens) Ricci owned and operated a successful personal training business in Southern New Jersey. **1999:** Worked part-time with the Ravens in 1999.

1996: (with Arizona) 1-year stint as the assistant strength and conditioning coach.

1995-96: (part-time Philadelphia) Held part-time position in the strength and conditioning program.

1993: (part-time Seattle) Strength and conditioning assistant.

PERSONAL: A 1993 graduate of Temple... Holds a bachelor of science degree... Attended Penn State (1988-89), and specialized in a study course of exercise and sports science... In 1989, suffered a shoulder injury, which cut short his stint as an OL for the Nittany Lions... Completed his master's degree in education with an emphasis in athletic administration from Goucher College in May 2005... Earned All-South Jersey honors as a senior captain at Washington Township (Sewell, NJ) HS... Team won the Group 4 championship in 1988... Paul and wife, Elizabeth, make their home in Reisterstown, MD.

COACHING BACKGROUND: 1996 (Arizona Cardinals); 2002-05 (Baltimore Ravens)

DID YOU KNOW?

Behind the bruising running of Jamal Lewis, the Ravens have racked up 10,538 rushing yards since 2000, an average of 2,108 yards per year. Here is a list of the Top 3 NFL teams since 2000:

11,417	Denver Broncos
11,094	Pittsburgh Steelers
10,538	Baltimore Ravens



DAVID SHAW

WIDE RECEIVERS

COLLEGE: STANFORD

YEARS WITH RAVENS: 4

YEARS IN NFL: 9

YEARS IN COACHING: 11

HS: JAMES LOGAN (UNION CITY, CA)

BORN: 7/31/72, SAN DIEGO, CA

David Shaw entered his 4th year with the Ravens in 2005 and continues to coach wide receivers, still a very young group. To help install playmakers around an improved QB Kyle Boller, *the Ravens signed Pro Bowl receiver Derrick Mason, who caught more passes (96) in 2004 than any other NFL wideout. (Mason produced 95 catches in 2003).* Baltimore took Oklahoma standout WR Mark Clayton with its 1st pick in the draft (22nd overall).

OVERVIEW: Originally joined the Ravens in 2002, replacing Mike Nolan, who was promoted to defensive coordinator...Coached QBs and WRs for the Ravens in 2004...Spent 4 seasons with the Oakland Raiders prior to moving to Baltimore...Coached 5 QBs for the Ravens in 3 seasons: Jeff Blake, Kyle Boller, Chris Redman, Kordell Stewart and Anthony Wright...Launched his coaching career at Western Washington University tutoring OLBs in 1995.

2002-04: (with Baltimore) 2004: Boller set career highs in every category, completing 258-of-464 passes for 2,559 yards and 13 TDs...Posted 4 games with at least a 100-point QB rating, including a career-high 112.3 vs. NYG (12/12)...Earned *AFC Offensive Player of the Week* honors, as he tossed a career-high 4 TDs in that game (18-of-34 for 219)...Boller's favorite target TE Todd Heap missed 10 games and most of 2 others...Rookie Clarence Moore stepped up and caught 4 TD passes (24-293)...Randy Hymes grabbed 2 TDs...The Ravens ranked 31st in the NFL in passing. **2003: Team earned their 1st AFC North Division Title.**...Rookie QB Kyle Boller threw 2 TDs and 6 INTs over the 1st 5 games of the season, but improved to 5 TDs and only 3 INTs over his last 4 games before he was sidelined with an injury...Before he was sidelined in the 9th game at St. Louis, Boller posted a 5-3 record...Anthony Wright duplicated Boller's 5-3 record and took the Ravens to the playoffs...WR Travis Taylor finished 2nd on team with 39 receptions for 632 yards and 3 TDs. **2002:** QB Chris Redman started 1st 6 games of the season (3-3), but his back injury gave Jeff Blake (295-165-2,084-55.9%-13 TDs) the nod to start the final 10 games...Taylor led WRs with 61 catches for 869 yards and 6 TDs...Foot injury to former Raven WR Brandon Stokley gave several rookies the opportunity to see action at the WR position.

1998-2001: (with Oakland) 2001: Promoted to QB coach with Raiders...Won AFC West and gained a playoff berth...Lost divisional playoff at New England, 16-13...Coached QB Rich Gannon, who ranked 1st in the AFC and 2nd in the NFL (behind Rams Kurt Warner), with a 95.5 QB rating...Gannon completed 361 passes in 549 attempts (3,828 yards), and recorded 27 TDs and 9 INTs...Oakland was 4th in NFL in passing, 7th overall in offense...*Gannon won consecutive Pro Bowl MVP honors (2000-01).* **1998-2000:** Quality control assistant for Raiders offense.

1997: (with Philadelphia) Jumped to NFL ranks as an offensive assistant...Worked closely with then-offensive coordinator Jon Gruden and other offensive coaches...Studied tapes of opponents for game-planning and assumed various on-field responsibilities. **1997: (with Idaho State)** Had 1-month stint as WRs coach in early portion of year.

1995-96: (with Western Washington) 1996: Oversaw TEs and punt returners...Spent summer with Eagles as a training camp fellowship coach, working with TEs, WRs and PRs. **1995:** Spent 2 seasons at Western Washington and tutored OLBs...Worked with Rams LBs as a coaching intern.

PERSONAL: Earned sociology degree at Stanford...Recorded 57 receptions and 6 TDs as a flanker...Was a 4-year letter winner...Only the 3rd man in Stanford history to participate in 3 varsity sports: football, track, and basketball...Brian Billick coached Shaw in his 1st 2 seasons at Stanford...Shaw was a 3-sport star at James Logan (Union City, CA) HS...Son of retired Willie Shaw, a 33-year coaching veteran with 15 in the NFL...David and wife, Kori, live in Reisterstown, MD, with daughter, Keegan Mireya (2) and infant son, Carter Lorenzo.

COACHING BACKGROUND: 1995-96 (Western Washington University); 1997 (Idaho State/Philadelphia Eagles); 1998-2001 (Oakland Raiders); 2002-05 (Baltimore Ravens)



Matt Simon entered his 7th season as the Ravens' running backs coach, tutoring a productive, record-breaking rushing attack led by Jamal Lewis and boosted by FB Alan Ricard and the Ravens' offensive line. Regular starters missed 53 games, including 2 key Pro Bowlers on offense: RB Jamal Lewis (4), LT Jonathan Ogden (4), plus C Mike Flynn (7). *The ground attack still produced 2,063 total yards and ranked 9th in the NFL last season.*

OVERVIEW: Has 27 years of coaching in both the college and pro ranks and is a member of 2 college Halls of Fame...His pro resume includes a Super Bowl XXXV ring in 2000 and tutoring a record-breaking RB in Jamal Lewis...Ravens rushing attack has steadily improved under Matt's watch...Launched his career at his alma mater as a graduate assistant at Eastern New Mexico in 1977...Was a charter member of Brian Billick's staff as RBs coach in 1999.

1999-2004; (with Baltimore) 2004: The ground attack produced 2,063 total yards and ranked 9th in the NFL...An ankle sprain kept Lewis out of 2 games, missing most of 2 others...Also, Jamal was suspended for 2 games...He rushed 235 times for 1,006 yards, averaging 4.3 yards per carry and 7 TDs...Lewis posted 4 100-yard rushing games and was named *FedEx Ground Player of the Week* for the 186 yards he gained @ Cin. on 9/26 (10.3 yard avg.)...In that game, he rushed 75 yards for a TD (led AFC)...It was his 4th 1,000-yard rushing season (26 games)...Ogden missed 4 games battling through a knee and hamstring problems...Long-time starting C Mike Flynn missed the 1st 7 games with a fractured clavicle, but returned to start 4 games at RG and 1 at C...RB Chester Taylor emerged and spelled Lewis, rushing for a career-best 714 yards with 30 receptions and posting 2 100-yard games. **2003:** *Team earned their 1st AFC North Division Title*...Ravens boasted the No. 1-ranked rushing offense...Lewis was awarded *NFL Offensive Player of the Year, AP All-Pro* and 1st-time *Pro Bowl* honors...Lewis became only the 5th player in NFL history to rush for 2,000 yards in a season, 2nd in NFL history only to Eric Dickerson (2,105 in 1984), with 2,066 yards and 14 rushing TDs. **2002:** Highlight for the offense was the return of RB Jamal Lewis...He rushed for 1,327 yards and added 442 more on 47 receptions...FB Alan Ricard and RB Chester Taylor added production...Ravens finished 16th overall in rushing. **2001:** Ravens still earned rushing respectability in the NFL, although Jamal Lewis was out for the season because of torn ACL...Team carried the ball 483 times for a total of 1,810 yards (3.7 average) and 11 TDs...Rushing attack was 11th overall in the league with a total offense that ranked 14th. **2000:** Rookie Lewis broke the Ravens' single-season rushing mark with 1,364 yards...Counting postseason, Jamal combined for an amazing 2,038 yards, rushing and receiving...Team set new team rushing record with 2,199 yards, 5th in the NFL. **1999:** Ravens RBs did not fumble once in 431 carries...Joined Ravens staff as RB coach.

1998: (with Denver) Served as a coaching intern in the Broncos' training camp.

1994-97: (with U. of North Texas) 1995: Football program moved from Division I-AA to I-A. **1994:** Won the Southland Conference Championship...Earned Southland Conference Coach of the Year, Black Coaches Association National Football Coach of the Year and AFCA Region 4 Coach of the Year. **1994:** Named head coach at the University of North Texas.

1992-93: (with New Mexico) Offensive coordinator...Lobos averaged 413 yards and 30.5 points per game.

1982-91: (with U. of Washington) Huskies went to 9 bowl games over a span of 10 seasons...Coached several of the then-top 10 rushers in school history. **1991:** Won a national championship...Named RB and kicking coach.

1979-81: (with Texas-El Paso) Coached TEs and LBs.

1978: (with Borger HS) Entered coaching ranks as an assistant coach at Borger (TX) HS.

1977: (with Eastern New Mexico) Served as a graduate assistant.

PERSONAL: Lettered 4 seasons as a LB...ENMU Hall of Honors and holds both bachelor's and

MATT SIMON

master's degrees in physical education...1997 inductee into the U. of Washington Hall of Fame...Is both a sponsor and chief fundraiser for Howard County (MD) Bruins, a 6th-to-8th grade youth football team that plays a 10-game season plus a "Super Bowl"...Member of Mid-Atlantic Limited Football Association...Received a Community Service Award from the Maryland State Coaches Association in 2003 for his involvement in Youth Sports in Maryland...Hobbies include nature, hiking, and camping...Former Boy Scout who teaches his children that "the Earth is a great place"...Attended Burgess HS in El Paso, TX...Lettered in football and wrestling.

COACHING BACKGROUND: 1977 (Eastern New Mexico); 1978 (Borger HS); 1979-81 (Texas-El Paso); 1982-91 (Washington); 1992-93 (New Mexico); 1994-97 (University of North Texas-head coach); 1999-2005 (Baltimore Ravens)



BENNIE THOMPSON
SPECIAL TEAMS ASSISTANT

COLLEGE: GRAMBLING
YEARS WITH RAVENS: 6
YEARS IN NFL: 16
YEARS IN COACHING: 6
HS: JOHN MCDONOUGH (NEW ORLEANS, LA)
BORN: 2/10/63, NEW ORLEANS, LA

Bennie Thompson marked his 6th season as the Ravens' special teams assistant. He was arguably one of the game's best-ever special teams performers for 11 NFL seasons (1989-99) and 3 CFL seasons (1986-88). Bennie was *voted to 2 Pro Bowls* as a special teams performer in 1998 (Ravens) and 1991 (Saints).

OVERVIEW: Launched his coaching career with the Ravens in August of 2000 after a *stellar playing career that included 2 Pro Bowls...Member of the Super Bowl XXXV coaching staff.*

2000-2004: (with Baltimore) 2004: K Matt Stover was 1st alternate to go to the Pro Bowl for the AFC...ST units were solid despite injuries and numerous roster changes...Rookie B.J. Sams posted 2 PR for TDs...P Dave Zastudil was 4th in AFC with punts inside the 20. **2003:** Ravens KO coverage team was 3rd-overall in NFL (2nd in AFC) with an average start at the 26.4-yard line...That Ravens ST unit was 1st in NFL with 17 tackles inside 20...*Sixth-round draft choice OLB Adalius Thomas was voted to the Pro Bowl as a special teamer...*S Ed Reed blocked 2 punts for TDs (22t at Arizona 10/12; 16t vs. Seattle 11/23)...RS Lamont Brightful was 3rd in AFC (5th in NFL) in KOR average with 24.7...K Matt Stover was 3rd in NFL with 134 points, 1 shy of his team-record of 135 in 2000...K Wade Richey set a career-high and Ravens record with a 56-yard FG vs. Cle., 9/14. **2002:** Rookie-dominated units produced big plays, anchored by 13-year veteran K Matt Stover...Rookie P Dave Zastudil was 2nd in the NFL with 31 punts inside the 20...RS Lamont Brightful returned a punt for a 95-yard TD...Chris McAlister set the record for the longest play in NFL history when he grabbed Denver's missed FG for a 107-yard TD. **2001:** Ravens ST unit finished in the top 5 in the NFL in several key ST categories. **2000:** Named special teams assistant after an outstanding 14-year pro career on special teams...*Stellar performances on ST units assisted Ravens to Super Bowl XXXV...* K Matt Stover kicked 14 FGs to carry the Ravens through a 5-game TD (2-3) drought and landed his 1st Pro Bowl...Jermaine Lewis scored 2 TDs on punt returns and raced 85 yards for a TD on a KOR in Super Bowl XXXV...Kyle Richardson led the NFL for the 2nd straight year in punts inside the 20...Special teams were ranked 4th overall in the *Dallas Morning News* in an annual ranking by writer Rick Gosselin...The rankings take into account several different ST categories.

NFL PLAYER: Bennie totaled an amazing 197 career special teams stops, 149 tackles in the secondary, 6 sacks and 7 INTs in 111 games with 2 starts...He earned many honors during his career, including the Ed Block Courage Award (1995 and 1997), the Ravens Roost Extra Effort Award (1997) and the NFL Players Association's Unsung Hero Award (2000).

BENNIE THOMPSON

1996-99: (with Baltimore) Played in 64 games as a Raven...Owns a career total of 197 kick coverage tackles...Recorded double digits in special teams tackles in 10 consecutive seasons. **1999:** Named 1st alternate to AFC Pro Bowl as a special teams player and led team with 24 special teams tackles. **1998: Named to Pro Bowl as a special teams player.** **1997:** Played final 4 games with a cast on a fractured hand. **1996:** Came to Baltimore with Art Modell's franchise...Was used as a nickel LB at times and recorded 15 tackles and 3 sacks. **1994-95: (with Cleveland)** **1994:** Named 1st alternate to AFC Pro Bowl as a special teams player.

1985, 1992-93: (with Kansas City) Played for the Kansas City Chiefs. **1985:** Signed as a free agent with the Chiefs.

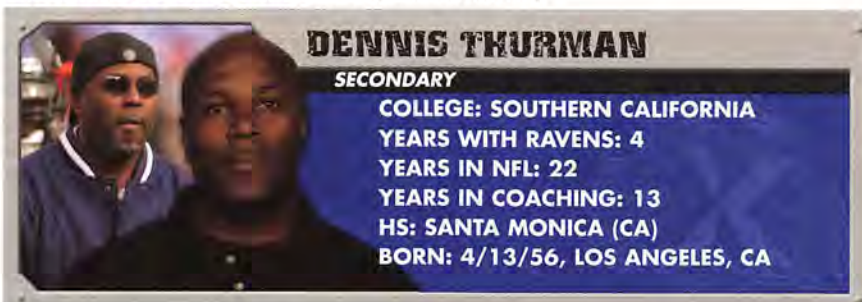
1989-91: (with New Orleans) Played ST and defense for the Saints. **1991:** Voted to 1st Pro Bowl on special teams.

1986-88: (with CFL) Played for the Winnipeg Blue Bombers.

PERSONAL: Thompson was a team captain and team MVP as a senior at Grambling...Started 2 seasons...Bennie attended John McDonough (New Orleans, LA) HS, where he was a 2-time All-State LB...Bennie lives in Pikesville, MD.

NFL/PRO PLAYER EXPERIENCE: 1985 (Kansas City Chiefs); 1986-88 (Winnipeg Blue Bombers); 1989-91 (New Orleans Saints); 1992-93 (Kansas City Chiefs); 1994-95 (Cleveland Browns); 1996-99 (Baltimore Ravens)

COACHING BACKGROUND: 2000-05 (Baltimore Ravens)



DENNIS THURMAN
SECONDARY
COLLEGE: SOUTHERN CALIFORNIA
YEARS WITH RAVENS: 4
YEARS IN NFL: 22
YEARS IN COACHING: 13
HS: SANTA MONICA (CA)
BORN: 4/13/56, LOS ANGELES, CA

Dennis Thurman entered his 2nd year as Ravens secondary coach and 4th year with the Baltimore Ravens. Thurman shares duties with secondary coach Johnnie Lynn...**Helped the Ravens to their 1st AFC North Division title in 2003** as a defensive assistant to then-secondary coach Donnie Henderson.

OVERVIEW: Promoted to Ravens secondary coach in 2004...Served as a coaching intern with Baltimore during its 2002 training camp and was hired that same year by Brian Billick as a defensive assistant to former Ravens secondary coach Donnie Henderson (now defensive coordinator with the NY Jets)...Launched coaching career with the Phoenix Cardinals, and then served at his alma mater, USC, as DBs coach.

2002-04: (with Baltimore) **2004:** The hot-handed Ravens' defense scored 7 TDs (5 INTs and 2 FR), and produced the most INT yards (700) in the FNL...Six INTs for TDs were posted by the secondary...**Ranked 1st in the AFC and 2nd in the NFL in opposing QB rating (68.0), and 1st in the NFL in the number of 3-and-outs (59 - NFL average was 43)**...Two Raven DBs earned starting Pro Bowl nods: SS Ed Reed and CB Chris McAlister...Reed was voted **AP's Defensive Player of the Year, setting an NFL record with INT return yardage (358 yards) with a team record and NFL-leading 9 INTs**...McAlister scored 2 TDs...Deion Sanders (reserve CB behind Gary Baxter, now with Cleveland) posted 3 INTs, 2 of which came against Buffalo, when he returned 1 for a 48-yard TD...Sanders was named **AFC Defensive Player of the Week**...S Will Demps totaled 86 tackles, notched 2.5 sacks, 1 INT, 2 FF and 2 FR and 8 PD...S Chad Williams posted 3 INTs, including 1 return for 94 yards and 1 TD. **2003:** Assisted secondary coach Donnie Henderson...Ravens defense was among the NFL's finest, finishing 3rd overall (4th vs. rush and 6th vs. pass)...SS Ed Reed, 1 of

DENNIS THURMAN

8 Ravens to make the Pro Bowl, tied a Ravens' record with 7 INTs (Rod Woodson in 1999)...CB Chris McAlister made *1st Pro Bowl and earned All-Pro honors*, recording 52 tackles, 16 PD and 3 INTs...Other standouts: Gary Baxter, 106 tackles, 3 INTs, and Will Demps posted 59 tackles, 11 PD and 2 INTs. **2002:** Hired as an assistant secondary coach to Donnie Henderson...Spent training camp as a coaching intern with the Ravens.

1993-2000: (with Southern California) Spent 8 years as the DB coach at his alma mater...Tutored many current NFL players, including the Lions' Chris Cash, the Seahawks' Kris Richard, the Browns' Daylon McCutcheon, the Bucs' Brian Kelly and the Steelers' Troy Polamaw.

1992: (with World League) Defensive coordinator for Ohio Glory Football Club.

1988-89: (with Phoenix) Coached DBs for the Cardinals.

NFL PLAYER: (with Dallas) **1986:** CB and S for the St. Louis Cardinals. **1978-85:** Cornerback and safety for the Dallas Cowboys...Originally selected in the 11th round of the 1978 NFL Draft by the Cowboys...*Thurman had 36 career INTs and played in Super Bowl XIII in 1979*...Pittsburgh won, 35-31, at the Orange Bowl in Miami.

PERSONAL: A 2-time All-American safety (1976-77) and 4-year letterman (1974-77) at USC...Thurman played for John McKay and later for John Robinson...Was a member of the 1974 USC National Championship team and played on Trojan teams that won 4 bowl games...In his Trojan career, he had 13 INTs, returning 2 for TDs, and led the Pac-10 in INTs with 8 in 1976...Also had 169 career tackles, 11 PD and 4 FR...Dennis has 2 daughters, Chelsea, a senior at the University of Texas, and Jade (16), who lives in Dallas, TX...Thurman lives in Owings Mills, MD.

NFL PLAYER EXPERIENCE: 1978-85 (Dallas Cowboys); 1986 (St. Louis Cardinals)

COACHING BACKGROUND: 1988-89 (Phoenix Cardinals); 1990-1991: (out of football); 1992 (Ohio Glory-World League); 1993-2000 (Southern California); 2001: (out of football); 2002-05 (Baltimore Ravens)

2004 TEAM LEADERS

Scoring:	Matt Stover	117
Non-Kick Scoring:	Jamal Lewis	42
Pass Attempts:	Kyle Boller	464
Pass Completions:	Kyle Boller	258
Completion Pct:	Kyle Boller	55.6
Passing Yards:	Kyle Boller	2,559
Passing TDs:	Kyle Boller	13
Rushing Attempts:	Jamal Lewis	235
Rushing Yards:	Jamal Lewis	1,006
Rushing TDs:	Jamal Lewis	7
Yards Per Rush:	Chester Taylor	4.5
Receptions:	Kevin Johnson	35
Receiving Yards:	Travis Taylor	421
Receiving TDs:	Clarence Moore	4
Yards Per Reception:	R. Hymes/T. Taylor	12.4
Total Yards:	Jamal Lewis	1,122
Tackles:	Ray Lewis	200
Sacks:	Terrell Suggs	10.5
INTs:	Ed Reed	9*
Punt Returns:	B.J. Sams	55
Punt Return Average:	B.J. Sams	10.5
KO Returns:	B.J. Sams	59
KO Return Avg:	B.J. Sams	21.2
Punts:	Dave Zastudil	73
Punting Avg:	Dave Zastudil	40.4

*Led NFL



PAT MORIARTY

VICE PRESIDENT OF FOOTBALL ADMINISTRATION

YEARS WITH RAVENS: 10

YEARS IN NFL: 13

YEARS WITH FRANCHISE: 13

COLLEGE: GEORGIA TECH

HS: BENEDICTINE (CLEVELAND, OH)

BORN: 5/19/55, CLEVELAND, OH

Pat Moriarty, who was recently promoted to vice president of football administration, has been a key part of the franchise since 1994. A longtime member of the Ravens' personnel staff, Moriarty was 1 of the NFL's original capologists.

The Cleveland native negotiates all of the Ravens' player contracts, oversees salary cap administration, roster management, and the day-to-day operations of the player personnel department. Moriarty is the team's top contract negotiator and main liaison with the NFL Management Council and Players Association. Pat works closely with GM Ozzie Newsome in many areas, including helping to coordinate the football operations budgets.

"To use talent evaluation terms, Pat is an 'impact player' in our organization," says general manager Ozzie Newsome. "Pat is thorough and sound, plus creative in the structure of contracts. He has a working knowledge of every team's salary cap structure and knows the ins and outs of working with the league office. His management of our cap helped us win the Super Bowl in 2000."

Since 1996, Pat has negotiated contracts and coordinated the signing of 12 Ravens 1st-round draft choices, as well as numerous free agents. This offseason, Pat signed free agent Pro Bowlers WR Derrick Mason and CB Samari Rolle, as well as G Keydrick Vincent and LB Tommy Polley. During the 2004 season, Moriarty re-negotiated the contracts of Pro Bowl CB Chris McAlister and Pro Bowl T Jonathan Ogden. In addition, Pat has re-negotiated the contracts of several other key players, including Pro Bowl LB Ray Lewis and G Edwin Mulitalo. Over the course of 12 years, Moriarty has negotiated player contracts totaling over \$500 million.

Pat is responsible for the management and strategic planning of the Ravens' salary cap. He works closely with Newsome, helping coordinate budgets of the scouting, coaching, equipment, football video, training, and strength and conditioning departments. Moriarty also analyzes draft-day trades during the 2-day NFL selection process.

Moriarty earned a bachelor's degree in industrial management from Georgia Tech, where he was a 3-year starter at RB. He later earned his master's degree in business administration from John Carroll University. He worked for Key Bank in Cleveland in the corporate lending division before joining the Browns' front office in 1994 as the team's director of business operations. When the franchise moved to Baltimore, Moriarty was named the organization's chief financial officer.

A Cleveland native, Pat earned All-State honors in both football and track at Benedictine (Cleveland, OH) HS and was inducted into the school's athletic hall of fame in the spring of 2002. After college, Moriarty played for his hometown Cleveland Browns. As a RB, he scored 2 TDs and also played special teams as a rookie free agent in 1979. Pat's brother, Tom, played 5 years in the NFL as a DB, 4 with Atlanta and 1 with Pittsburgh.

Moriarty, who is on the NFL Management Council's Working Club Executive Committee for the 2nd straight year, is currently in his 3rd year at the University of Baltimore School of Law. He has been a guest speaker at numerous engagements, including Loyola College, University of Maryland Law School, University of Maryland Business School and the University of Baltimore School of Law, where he was a guest lecturer on sports and entertainment law.

He and his wife, Lynn, are the parents of 3 children: Kevin (17), Laura (14) and Katherine (11). The family lives in Hunt Valley, MD.

NFL/PRO PLAYER EXPERIENCE: 1979 (Cleveland Browns)



O.J. BRIGANCE

DIRECTOR OF PLAYER DEVELOPMENT

YEARS WITH RAVENS: 3

YEARS IN NFL: 9

COLLEGE: RICE

HS: WILLOWRIDGE (TX)

BORN: 9/29/69, HOUSTON, TX

Former Ravens and Baltimore Stallions (CFL) LB O.J. Brigance is in his 2nd year as the Ravens' director of player development. Brigance, who earned a Super Bowl ring with the Ravens in 2000, oversees all Ravens player development programs and works closely with Ravens players, assisting with each phase of their careers.

Brigance has already made significant contributions to the Ravens' player development program, including organizing a number of internships for many of the players at locations such as high school football programs, financial institutions and real estate groups. In addition, the life skills programs O.J. has provided to the players throughout the year have been highly effective.

Brigance's wife, Chanda, facilitates the Lady Ravens association, coordinating involvement for all of the players and coaches spouses and significant others. Each year, the group is highly active with the Ravens Family Food Drive, and in 2004, the Lady Ravens participated in the team's tsunami relief collection. Chanda has also organized seminars for the group on benefits, financial education and empowerment.

Brigance's football career began in the CFL with the British Columbia Lions. He spent 3 seasons with the Lions (1991-93) and was named an All-Conference LB. Brigance then joined the CFL's Baltimore Stallions from 1994-95, helping the team earn a Grey Cup Championship in 1995.

He entered the NFL in 1996 with the Miami Dolphins and was voted as a team captain twice in 4 seasons. His Dolphins teammates also selected him as the Ed Block Courage Award recipient in 1999. Throughout his 7-year NFL career, Brigance was involved with the community and has remained involved since his retirement. In Miami, Brigance was involved in a number of different community organizations, including Habitat for Humanity, Cystic Fibrosis Foundation and the Daily Food Bank. Brigance was honored with the NFLPA's Unsung Hero award in 1999.

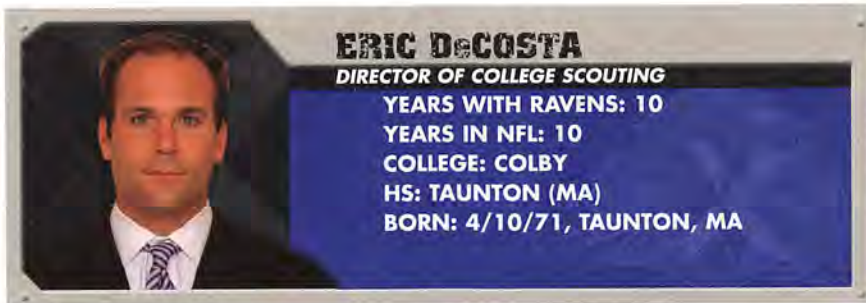
Brigance, a 1992 graduate of Rice University, signed with the Ravens for the 2000 season, and then closed his career with the St. Louis Rams (2001-02).

Brigance serves on the board of directors for Aunt Hattie's Place, a home for young men. He and Chanda reside in Baltimore.

NFL/PRO PLAYER EXPERIENCE: 1991-93 (British Columbia Lions); 1994-95 (Baltimore Stallions); 1996-99 (Miami Dolphins); 2000 (Baltimore Ravens); 2001-02 (St. Louis Rams)

RAVENS SERVE ON CHARITY BOARDS OF DIRECTORS

RAVENS STAFF	TITLE	ORGANIZATION
Kenny Abrams	Director of Community Relations	Sandtown Habitat for Humanity
Brian Billick	Head Coach	Living Classrooms Foundation
Steve Bisciotti	Owner	Catholic Charities; Mother Seton Academy
Dana Blankenbiller	Payables and Cash Manager	Paul's Place
O.J. Brigance	Director of Player Development	Aunt Hattie's Place
Ed Burchell	Director of Corporate Partnerships	Catholic Charities, Loyola Blakefield, Stella Maris
Mark Burdett	Sr. Director of Business Development	Maryland MS Society
Kevin Byrne	Sr. V.P. Public & Community Relations	Goodwill Industries of the Chesapeake
Dick Cass	President	Greater Baltimore Committee; Yale and Princeton Boards of Trustees
Bob Eller	Sr. Director of Operations	St. Vincent's Center
Rex Ryan	Defensive Coordinator	Special Olympics Maryland Honorary Board



ERIC DeCOSTA

DIRECTOR OF COLLEGE SCOUTING

YEARS WITH RAVENS: 10

YEARS IN NFL: 10

COLLEGE: COLBY

HS: TAUNTON (MA)

BORN: 4/10/71, TAUNTON, MA

Eric DeCosta, in his 3rd year overseeing college personnel, is the *youngest college scouting director in the NFL*. DeCosta, 34, who has been with the Ravens' organization since the team's 1st year in Baltimore (1996), manages the Ravens' draft preparation and coordinates the evaluation and ranking process of hundreds of NFL prospects.

Last spring, Eric led the Ravens during the NFL Draft, selecting WR Mark Clayton (Oklahoma) as the team's No. 1 pick (22nd overall). Along with GM Ozzie Newsome, DeCosta and his staff followed with LB Dan Cody (Oklahoma) and T Adam Terry (Syracuse) in the 2nd round, both of whom should contribute in 2005. The Ravens rounded out the draft with OL Jason Brown (4th round, North Carolina), FB Justin Green (5th, Montana), QB Derek Anderson (6th, Oregon State) and LB Mike Smith (7th, Texas Tech).

"Fifty percent of what we do is talking to sources, getting a feel for a player's character and personality," DeCosta says. "We spend a lot of time talking to coaches and put a large emphasis on talking to players at the Combine."

Since becoming the team's college scouting director (2003), Eric and the football personnel staff have drafted the *2003 Defensive Rookie of the Year LB Terrell Suggs*, starting QB Kyle Boller, and key players such as DE Jarret Johnson, RB Musa Smith, and WR Clarence Moore, who caught 4 TD passes as a rookie in 2004.

Prior to his promotion, Eric was the Ravens' Midwest area scout (1998-2002) and evaluated a number of current Ravens including RB Chester Taylor and DE Anthony Weaver. While an area scout, DeCosta spent time researching and analyzing draft-day trades and helped evaluate free agent prospects for the pro personnel department. On the same day Eric joined the Ravens in 1996 as a player personnel assistant, he was accepted to the University of Connecticut Law School. With the Ravens, DeCosta worked with both the college and pro scouting staffs on the draft and free agency. Prior to the 1998 season, the Taunton, MA, native was promoted to area scout, after spending time in the fall of '97 scouting the midwest. Eric's earliest NFL experience came in 1995 with an internship in the Washington Redskins' player personnel department.

DeCosta coached DLs and LBs for 2 seasons at Trinity College from 1994-95, while earning his master's degree in English. Eric's 175-page thesis on King Philip's War is published in the archives of Trinity College. DeCosta has undergraduate degrees in English and the classics from Colby, earning Dean's List honors (1990-92).

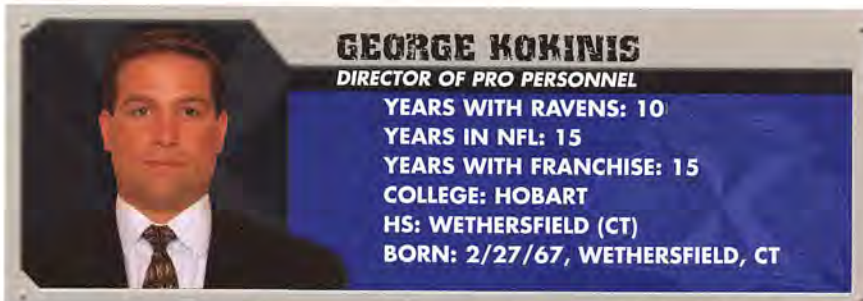
A 3-year football letterman and captain at Colby, Eric played LB for head coach Tom Austin. As a senior, he was selected as the Millet Award recipient for outstanding athletic contributions over 4 years at Colby. DeCosta attended Taunton (MA) HS, where he played FB and LB, earned 3 varsity letters, and as a senior, was voted team captain. An avid runner, Eric, his wife, Lacie, and their daughter, Jane Elizabeth (1), reside in Baltimore.

COACHING BACKGROUND: 1994-95 (Trinity College)

RAVENS LEAD AFC IN 3-AND-OUTS

In 2004, the Ravens' defense liked to keep opposing offenses off the field, and the group did it well. The defense executed 59 3-and-outs, good for 2nd in the NFL and tops in the AFC.

RANK	TEAM	SERIES	3-AND-OUTS	PERCENTAGE
1	Washington	198	59	29.8
2	Baltimore	199	59	29.6
3	Pittsburgh	174	51	29.3
4	Buffalo	192	55	28.6
5	Miami	205	58	28.3



In his 3rd year as director of pro personnel and his 15th season as a member of the franchise, George Kokinis works closely with GM Ozzie Newsome in analyzing NFL rosters and evaluating free agent talent.

Last spring, Baltimore signed a number of quality players, including Pro Bowlers WR Derrick Mason and CB Samari Rolle, and veterans LB Tommy Polley, G Keydrick Vincent, and LB Jim Nelson. The Ravens also retained key players such as RB Chester Taylor, TE Terry Jones, WR Randy Hymes, LS Joe Maese and P Dave Zastudil.

In the midst of the 2004 season, Kokinis and assistant director of pro personnel, Vincent Newsome, brought in a number of key additions to fill in for some injured Ravens players, including TEs Daniel Wilcox and Darnell Dinkins, P Nick Murphy and RB Jamel White, all of whom made significant contributions to the squad.

Kokinis, who has led the pro personnel staff for the last 3 years, continues to oversee the advance scouting of Ravens opponents, traveling weeks ahead to other NFL games to write reports for the Ravens' coaching staff. George also assisted vice president of football administration Pat Moriarty in negotiating the contracts of 2004 Ravens draft picks QB Josh Harris and OL Brian Rimpf.

The Northeast area scout for 4 years (1996-99), George conducted "the box" workouts of college prospects before moving over to pro personnel. George began his NFL career with the Cleveland Browns in 1991 after serving an internship in the team's operations department.

Kokinis graduated from Hobart College with a B.A. in psychology and earned his master's degree in sports management at the University of Richmond (1991), while working as a graduate assistant coach for the Spiders' baseball team. He played both football and baseball during his collegiate career, earning ECAC Baseball Player of the Year honors in 1989 as a pitcher for the Statesmen, and was selected to represent the conference in a NY vs. NJ All-Star Game played at Yankee Stadium.

A 2-sport athlete at Wethersfield (CT) HS, George received the John Warren Potter Memorial Award, which recognizes competitiveness, school and team spirit and outstanding character. He currently serves on the Board of Directors of the Carmine, Frank, Mangini Foundation, which grants a laptop computer to a Wethersfield student athlete who has achieved beyond expectations both on the field and in the classroom.

George, his wife Elizabeth, daughter, Marissa (6), and twins Peter and Ella (1) reside in Owings Mills, MD.

LARGEST RAVENS COMEBACK VICTORIES

DATE	OPPONENT	POINTS DOWN/ SCORE	QUARTER	FINAL SCORE
11/23/03	vs. Seattle	17 / 41-24	4th	W, 44-41 OT
9/10/00	vs. Jacksonville	16 / 23-7	2nd	W, 39-36
11/14/04	at New York Jets	14 / 14-0	2nd	W, 20-17 OT
11/21/99	at Cincinnati	14 / 14-0	1st	W, 34-31
11/29/98	vs. Indianapolis	14 / 24-10	2nd	W, 38-31
10/27/96	vs. St. Louis	14 / 20-6	3rd	W, 37-31 OT



VINCENT NEWSOME

ASSISTANT DIRECTOR OF PRO PERSONNEL

YEARS WITH RAVENS: 10

YEARS IN NFL: 23

YEARS WITH FRANCHISE: 15

COLLEGE: WASHINGTON

HS: VACAVILLE (CA)

BORN: 1/22/61, BRAINTREE, ENGLAND

Vincent Newsome, in his 3rd year as the Ravens' assistant director of pro personnel, works closely with George Kokinis in evaluating NFL free agent talent. Vincent also handles some advance scouting of upcoming Ravens opponents as well as talent in NFL Europe and the CFL. Newsome conducts free agent workouts during the season and assists Eric DeCosta by evaluating some college talent leading up to NFL Draft Weekend.

Newsome spent 3 years (1993-95) as a special assignment scout evaluating skill positions nationally. Over the next 7 years (1996-2002), Vincent concentrated on talent in the West, the last 3 of those seasons were spent as the Ravens' western college supervisor, covering players from California to Wisconsin.

Over the years, key acquisitions from Vincent's area have had success and are recognized league-wide. They include All-Pro CB Chris McAlister, TE Todd Heap, T Jonathan Ogden, and former Ravens RB Priest Holmes, along with starters and major contributors such as *2003 Defensive Rookie of the Year LB Terrell Suggs*, QB Kyle Boller and G Edwin Mulitalo.

A former NFL standout DB for the Rams and Browns, Vincent joined the Cleveland Browns' personnel department after retiring from the NFL in the spring of '93. Newsome had been a valuable "Plan B" acquisition for the Browns prior to the '91 campaign.

Newsome played with Cleveland for 2 years prior to his retirement. He totaled 233 tackles for the Browns, leading the defense in '91 with 127 stops. With the Rams, Newsome led the team in tackles each of his last 2 seasons and 3 times in his last 5 years. His 10-year career totals include 763 tackles (526 solo), 4 sacks and 62 PD. Vincent grabbed 17 INTs in his career, and had 7 FFs and 9 FRs. He originally was a 4th-round selection by the Rams in 1983. A former Ed Block Courage Award recipient (1989), Vincent started 7 of his 10 years in the league and was a Pro Bowl alternate behind Ronnie Lott in 1986. In 1985, he was named both the Rams' *Special Teams Player of the Year* and a *Sports Illustrated All-Pro* as a safety.

Newsome earned honorable mention All-America honors as a senior for the Washington Huskies. He led the secondary with 69 tackles and recorded 4 INTs. Vincent was president of Alpha Phi Alpha fraternity at Washington and majored in psychology.

Born in Braintree, England, Vincent attended Vacaville (CA) HS, where he was a 3-sport athlete (football, basketball and track). He held the nation's 2nd-best time in hurdles (36.3) as a senior, and had a personal best time of 48.0 in the quarter mile. Vincent and his wife, Tasha, have 3 daughters, Candace, Emerald and Victoria, and reside in Clarksville, MD.

NFL/PRO PLAYER EXPERIENCE: 1983-1990 (St. Louis Rams); 1991-1992 (Cleveland Browns)

RAVENS DRAFT PICKS BY REGION 1996-2004

NORTHEAST

Tony Weaver (Notre Dame)
Dave Zastudil (Ohio U.)
Chester Taylor (Toledo)
Tony Pashos (Illinois)
Rod Green (C. Missouri St.)

NORTHWEST

Dwan Edwards (Oregon St.)
Devard Darling (Wash. St.)

SOUTHEAST

Ray Lewis (Miami)
Jamal Lewis (Tennessee)
Adalius Thomas (So. Miss.)
Ed Reed (Miami)
Terry Jones (Alabama)
Chad Williams (So. Miss.)
Musa Smith (Georgia)
Jarret Johnson (Alabama)
Ovie Mughelli (Wake Forest)
Aubrayo Franklin (Tennessee)
Derek Abney (Kentucky)
Brian Rimpf (East Carolina)

SOUTHWEST

Jonathan Ogden (UCLA)
Chris McAlister (Arizona)
Edwin Mulitalo (Arizona)
Todd Heap (ASU)
Joe Maese (New Mexico)
Terrell Suggs (ASU)
Kyle Boller (Cal.)
Trent Smith (Oklahoma)
Clarence Moore (N. Ariz.)

*Current Ravens Listed Only (No '05 choices)




CHAD ALEXANDER
AREA SCOUT - MIDWEST
YEARS WITH RAVENS: 7
YEARS IN NFL: 7
COLLEGE: WAKE FOREST
HS: COPPELL (TX)
BORN: 2/17/75, MEMPHIS, TN

Chad Alexander, who spent 2 years as the team's West area scout, is now covering the Midwest for the Ravens. Alexander scouts schools from the Big Ten, Conference USA and some schools in the MAC and Big 12 Conferences. Chad annually represents the Ravens at the NFL Draft in New York City.

Alexander joined the Ravens in June, 1999, as a pro personnel assistant. In his 1st 4 years, Chad worked with the pro personnel staff to scout free agents and assisted with advance scouting reports of Ravens opponents. He also monitored NFL practice squads, ranking players for potential signings. Chad scouted colleges in the fall, visiting a number of campuses across the country for cross-checking duties.

After his 4-year career as a FB at Wake Forest, Chad spent a year working with behavioral disorder elementary school children in Minneapolis, MN.

An All-District football selection at Coppel (TX) HS, Chad also ran track for the Coppel Cowboys. He is the son of Hubbard Alexander, a former NFL coach who won 2 championships while coaching receivers at the University of Miami (1983, 1987) and 3 while coaching the Dallas Cowboys' receivers (1992, 1993, & 1995). Chad has a daughter, Morgan Aliyah (4), and resides in Baltimore, MD.



JOE DOUGLAS
AREA SCOUT - NORTHEAST
YEARS WITH RAVENS: 6
YEARS IN NFL: 6
COLLEGE: RICHMOND
HS: LEE-DAVIS (MECHANICSVILLE, VA)
BORN: 7/20/76, RICHMOND, VA


In his 3rd year as the team's Northeast area scout, Joe Douglas is responsible for scouting the Big East, ACC, Atlantic 10, Ivy League and the MEAC. Last spring, the Ravens selected 2nd-round draft pick OT Adam Terry out of Syracuse, one of the Big East schools in Douglas' area.

Joe, who used to perform "the box" workout at his school visits, helps coordinate the post-draft free agent signing process, along with Southwest area scout Jeremiah Washburn.

A football personnel assistant his 1st 3 years with the team, Joe worked mainly with the college scouting staff, performing a number of duties, including coordinating college workouts and draft visits, plus spring and fall scouting. Joe was also in charge of the team's college video library and assisted pro personnel director George Kokinis in the advance special teams evaluations of Ravens opponents and unrestricted free agent evaluations.

A communications major and sports administration minor at the University of Richmond, Joe was a 4-year starter at offensive tackle, earning All-Atlantic 10 honors his senior year. He spent the 1999 season as a volunteer assistant for the Richmond football team.

Douglas, who was a 2-time All-State football player at Lee-Davis (Mechanicsville, VA) HS, appeared in the football movie, *The Replacements*, which was shot at M&T Bank Stadium in 1999. Joe, and his wife, Shannon, live in Baltimore.



JOE HORTIZ
AREA SCOUT - SOUTHEAST
YEARS WITH RAVENS: 8
YEARS IN NFL: 8
COLLEGE: AUBURN
HS: SALESIANUM (WILMINGTON, DE)
BORN: 11/8/75, PHILADELPHIA, PA


Joe Hortiz, who entered his 3rd year as the Ravens' Southeast area scout, covers the SEC, ACC and schools in the Conference-USA. Prior to his Southeast appointment, Joe spent 2 years scouting the Northeast for the Ravens and performed "the box" workout at schools across the country for 3 spring seasons.

A football personnel assistant in his 1st 3 years with the club, Joe worked both with the pro and college scouting staffs. His duties included assisting GM Ozzie Newsome and capologist Pat Moriarty, who manages the salary cap.

While he was earning his B.S. in accounting from Auburn, Joe was an undergraduate assistant coach for Terry Bowden and the Tigers' football team from 1995-98. He worked with both the QBs and WRs and also coached the scout team LBs and secondary. He compiled weekly scouting reports and breakdowns of upcoming opponents defenses and also coordinated Auburn's summer football camps.

Son of Joe and Marlene Hortiz, Joe attended Salesianum (Wilmington, DE) HS and enjoys golfing and fishing. He and his wife, Jennifer, reside in Birmingham, AL.

COACHING BACKGROUND: 1995-98 (Auburn)



DANIEL JEREMIAH
AREA SCOUT - WEST
YEARS WITH RAVENS: 3
YEARS IN NFL: 3
COLLEGE: APPALACHIAN STATE
HS: CHRISTIAN (EL CAJON, CA)
BORN: 12/5/77, FORT WAYNE, IN

Daniel Jeremiah is in his 1st year as an area scout covering the West for the Ravens. Daniel, who has been with the Ravens since 2003, along with the team's other West area scout, Andy Weidl, evaluates talent primarily from the Pac-10, Mountain West and Sunbelt conferences.

Jeremiah was a Ravens' personnel assistant in his 1st 2 years with the club (2003-04), and worked both with the college and pro scouting staffs. Prior to joining the Ravens, Daniel was a production assistant for ESPN's *Sunday Night Football* from 2001-02. For 3 years, he also worked NFL Draft weekend as Chris Mortensen's assistant at Madison Square Garden.

The San Diego native graduated from Appalachian State in 2000 with a degree in broadcast management & marketing. Jeremiah, Appalachian State's starting QB for 3 years, was a college teammate of current Ravens TE Daniel Wilcox. He transferred from Northeast Louisiana after 2 seasons (1996-97). While there, Daniel played with Ravens FB Alan Ricard, Miami Dolphins WR Marty Booker and San Diego Chargers LB Steve Foley.

Daniel was a 3-sport star at Christian (El Cajon, CA) HS, a QB in football, a point guard in basketball and an outfielder in baseball. He and his wife, Merae, have 2 children: daughter Lauren (4) and son Ryland (2). The family resides in Murrieta, CA.



Lionel Vital was named the Ravens' national scout last May, after spending the past 5 years with the New England Patriots as their assistant director of college scouting. Vital, who entered his 16th season as an NFL scout, re-joined Baltimore, having spent the team's inaugural year (1996) with the Ravens.

While with the Patriots, Vital was the team's national college scout his 1st year (2000), but was promoted to assistant director a year later. The Loreauville, LA, native worked closely with Patriots vice president of player personnel Scott Pioli and scouting director Thomas Dimitroff.

Vital entered the NFL scouting ranks with the Cleveland Browns in 1991, after being hired by Bill Belichick as a talent scout. He remained with the team through the 1995 season, and made the move to Baltimore in 1996 before re-joining Belichick with the NY Jets in 1997. Vital spent 3 seasons (1997-99) in New York as a talent scout and covered the Southeast region.

Prior to his appointment with the Browns, Vital was the director of player personnel for the Montreal Machine of the World League of American Football (1990-91).

As a RB, Vital was drafted by the Washington Redskins in the 7th round of the 1985 NFL draft after establishing a school rushing record (776 yards) at Nicholls State. He missed his rookie season (injury) and was waived in 1986. In 1987, he re-signed with Washington and appeared in 3 games, rushing for 346 yards and 2 TDs on just 80 carries (4.3 avg.). Vital signed with Buffalo after being released by the Redskins in 1987. Following the season, he signed a contract with the Chicago White Sox as an outfielder, but soon returned to the NFL to pursue his football career.

Lionel enjoyed a short stint at Detroit (1988) before completing his playing career with the Saskatchewan Rough Riders of the CFL from 1989-90.


Vital majored in criminal justice at Nicholls State. He was an All-District football player at Loreauville (LA) HS. He also earned All-State honors as an outfielder in baseball. Lionel resides in Loreauville, LA.

NFL/PRO PLAYER EXPERIENCE: 1985, 1987 (Washington Redskins); 1987 (Buffalo Bills); 1988 (Detroit Lions); 1989-90 (CFL's Saskatchewan Rough Riders)

1ST-ROUND DRAFT SUCCESS

Ozzie Newsome and his staff have an impressive track record of drafting success. Since 1996, the Ravens have taken part in 10 drafts, and have selected a total of 12 players in the 1st round. Of those, 9 1st-round picks are currently on the roster (Peter Boulware, Free Agent; Duane Starks, New England; and Travis Taylor, Minnesota). Ravens 1st-round draft picks have performed at a superior level and earned numerous accolades, including 23 Pro Bowls.

Draft Year	Pos.	Player	Pro Bowls
1996	T	Jonathan Ogden	8
1996	LB	Ray Lewis	7
1999	CB	Chris McAlister	2
2000	RB	Jamal Lewis	1
2001	TE	Todd Heap	2
2002	S	Ed Reed	2
2003	LB	Terrell Suggs	1
2003	QB	Kyle Boller	--
2005	WR	Mark Clayton	--




ANDY WEIDL
AREA SCOUT - WEST
YEARS WITH RAVENS: 1
YEARS IN NFL: 4
COLLEGE: VILLANOVA
HS: MT. LEBANON (PITTSBURGH, PA)
BORN: 5/24/74, LITTLE ROCK, AR

After 2 years as an area scout for the New Orleans Saints, Andy Weidl joined the Ravens in 2005. Weidl, along with the team's other West area scout Daniel Jeremiah, covers the West Coast schools for the Ravens. Andy evaluates players from the Pac-10, Mountain West and Sunbelt conferences, but his primary focus is on assessing talent from schools in Arizona, New Mexico, Nevada and Utah.

Weidl spent 5 years in New Orleans, his 1st 3 as the Saints' National Combine Scout (2000-02) and the last 2 as Northeast area scout, covering mainly Big East and ACC schools. Prior to joining the Saints, Andy spent 2 years as a player personnel assistant for the Pittsburgh Steelers (1998-99), his hometown team. While there, he assisted in evaluating both college and professional players. Weidl worked as a sports reporter for Comcast in Philadelphia (1997) before joining the Steelers.

Weidl was a 4-year starter as an offensive lineman at Villanova both while earning his degree in communications (1996) and as a graduate student. Andy received his master's in human organizational science in 1997. He was awarded the Thomas J. Burke Award "for most consistent performance and dedication" at Villanova.

The Pittsburgh native attended Mt. Lebanon (Pittsburgh, PA) HS and currently resides in Phoenix, AZ.



JEREMIAH WASHBURN
AREA SCOUT - SOUTHWEST
YEARS WITH RAVENS: 3
YEARS IN NFL: 3
COLLEGE: ARKANSAS
HS: SHELBY (NC)
BORN: 6/17/77, BOONE, NC

Jeremiah Washburn is in his 1st year as the team's area scout for the Southwest. Washburn, who spent his previous 2 seasons (2003-04) with the team as a player personnel assistant, covers schools from the Big 12, SEC, WAC and Conference-USA.

Prior to his appointment as area scout, Jeremiah's duties with the team included assisting in pro scouting (some advance scouting of upcoming opponents, unrestricted free agents, NFL Europe and other free agents), and assisting college scouting director Eric DeCosta in preparation for the NFL Draft by doing cross checks for schools on the East coast.

Washburn, who started his NFL career with the Carolina Panthers as a football operations assistant (2002), was a 2-year graduate assistant for the Arkansas athletic department while earning his MBA. He was a 3-year OG for the Razorbacks' offensive line. An international economics major, Washburn attended Shelby (NC) HS.

Jeremiah's father, Jim, has been the Tennessee Titans' defensive line coach for the last 7 years. Jeremiah and his wife, Susan, live with their 3-year-old daughter, Ally, and their son, Andrew (1), in Frisco, TX.



KEVIN BYRNE

SENIOR VICE PRESIDENT OF PUBLIC & COMMUNITY RELATIONS

YEARS WITH RAVENS: 10

YEARS IN NFL: 27

YEARS WITH FRANCHISE: 25

COLLEGE: MARQUETTE

HS: ST. EDWARD (LAKEWOOD, OH)

BORN: 8/20/49, CLEVELAND, OH

Kevin Byrne has been an integral part of the franchise for the past 25 years. The Cleveland native oversees the Ravens' public and community relations departments, plus the content for the club's various communications vehicles, including the team website and all print publications. Byrne's activities for the franchise through the years have included contract negotiations, directing the team's marketing department and serving on committees to interview and select head coaching candidates.

Byrne coordinated the start of the team's television productions in Cleveland when the Browns were the 1st NFL team to produce their own preseason games and weekly TV shows. When they left Cleveland, the team was producing 5 weekly TV shows, including *Browns Insider*, which was nominated for a local "Emmy" for "best sports programming" 3 of 5 years (1990-94). In 1977, his 1st year in the NFL, Kevin was the PR director for the St. Louis Cardinals. Two years later, he became the director of public affairs for Trans World Airline (1979-80).

Prior to the NFL, from 1974-77, Byrne was sports information director at his alma mater, Marquette University. He worked with the legendary Al McGuire and the Warriors' 1977 NCAA basketball champions. Byrne's 1st job after graduation was SID at the University of Missouri-St. Louis. Byrne earned a degree in journalism from Marquette University (1971), where he was selected to Alpha Sigma Nu, the National Jesuit Honor Society, and was a 4-year member of Marquette's wrestling team. Kevin is a graduate of St. Edward (Lakewood, OH) HS, where he is a board member and former chairman of the school's Board of Trustees. He received the St. Edward Alumnus of the Year Award in 2000. Byrne is chairman of the Board of Goodwill Industries of the Chesapeake. He has chaired the annual Gridiron Halloween party, which has raised over \$500,000 for Goodwill.

For 12 years (1985-96), he was the chairman of the NFL's Pro Football Writers' Liaison Committee and has been invited by the NFL to work 20 Super Bowls and 2 Pro Bowls. Along with the Ravens' publications director, Francine Lubera, Byrne co-wrote *Super Journey: Diary of the Ravens World Championship Season* following the Super Bowl XXXV victory (34-7) over the NY Giants. The NFL has also selected him to make a number of media relations presentations at league meetings, including a seminar with NFL coaches in 2004 and to NFL front office managers in 2003 and 2005 at the Stanford Graduate School of Business.

Kevin and his wife, Sally, have 4 children: daughter, Shannon, and sons, Sean, Tim and Conor. The family resides in Monkton, MD.

RAVENS 2005

RADIO and TV PROGRAMMING

RADIO SHOW

Brian Billick Show
Ravens Report, Radio Edition
One Winning Drive Show
Ravens Game Plan

DAY

Tuesday
Tuesday
Monday
Thursday
Sunday

TIME

6 PM
7 to 8 PM
4 to 5 PM
7 PM
9 AM

RADIO STATION

JACKfm/ESPN 1300
ESPN 1300
ESPN 1300
ESPN 1300
JACKfm

TV SHOW

Ravens Report
Ravens Wired

DAY

Saturday
Tuesday

TIME

7:30 PM
10 PM

TV STATION

Fox-45
WNUV-54



DENNIS MANNION

SENIOR VICE PRESIDENT OF BUSINESS VENTURES

YEARS WITH RAVENS: 6

YEARS IN NFL: 6

COLLEGE: MASSACHUSETTS

HS: MT. LEBANON (PITTSBURGH, PA)

BORN: 8/1/59, TARRYTOWN, NY

Dennis Mannion, senior vice president of business ventures, is responsible for all of the team's business ventures, overseeing all revenue, image, and brand-generating properties. Dennis oversees Ravens broadcasting, corporate sales, marketing, stadium events, retail sales, ticket sales and operations. He is responsible for the development and growth of the Ravens' team revenue and brand.

A 24-year veteran of professional team sports, Mannion originally joined the Ravens as vice president/business development and marketing in December 1999.

Prior to his appointment with the Ravens, Mannion served as senior vice president at Ascent Sports, owner of the NHL's Colorado Avalanche, NBA's Denver Nuggets and the Pepsi Center, where both teams play. From 1998-99, Dennis handled all business operations of both clubs. During his tenure, he transitioned the teams' operations to the newly-built Pepsi Center and signed the agreement for the 2000 NHL All-Star Game.


Mannion served 16 seasons with the Philadelphia Phillies from 1982-97, including the last 8 years as VP of marketing. Mannion was noted for enhancing the fan experience at Veterans Stadium and was named as a "40 Under 40" award winner in 1996 by the *Philadelphia Business Journal*. The Phillies received MLB Marketing Excellence awards in 1984 and 1986. He was instrumental in both the acquisition and the staging of the 1996 MLB All-Star Game in Philadelphia.

Mannion, who graduated magna cum laude from the University of Massachusetts in 1981 with a B.S. in business and sports management, received the "Distinguished Alumnus Award" from his alma mater in 1998. Dennis currently serves on the NFL Marketing Committee, the Baltimore Better Business Bureau and is the founder of the Ravens All Community Team. Among only a handful of professional sports executives with experience in all 4 major sports leagues, Dennis has been a part of 2 MLB World Series, a MLB All-Star Game, NHL Conference Championships, and a Super Bowl.

The Tarrytown, NY, native and his wife, Pam, are parents of 5 children: Ryan (23), Kate (22), Allie (20), Kellen (19) and Tatum (9). The family resides in Reisterstown, MD.

THE RAVENS BRAND





BILL TESSENDORF
VICE PRESIDENT OF MEDICAL SERVICES

YEARS WITH RAVENS: 10
YEARS IN NFL: 33
YEARS WITH FRANCHISE: 33
COLLEGE: NORTHERN ILLINOIS
HS: LUTHER HS NORTH (CHICAGO, IL)
BORN: 11/26/49, CHICAGO, IL

Head certified athletic trainer Bill Tessendorf, recently named vice president of medical services, is in his 33rd season with the franchise. He is the 2nd-longest tenured trainer in the NFL (John Omohundro-Arizona, 38 years). Bill and his assistants, Mark Smith (who has been with the club since 1979) and Mark Teeple (since 2002), have earned the reputation as 1 of the top training staffs in the league.


Bill was inducted into the Northern Illinois Athletic Hall of Fame in 2000 and the Ohio Athletic Trainers' Hall of Fame in Athens, OH, in April, 1999. Tessendorf also received the 1998 National Athletic Trainers Association's (NATA) Most Distinguished Athletic Trainer Award. In 1989, Bill's crew was honored as the "NFL's Athletic Training Staff of the Year" by the Professional Football Athletic Trainers Society. The group was recognized at the annual Ed Block Courage Awards banquet held in Baltimore.

The Ohio Athletic Trainers' Association recognized Bill's talent by bestowing upon him the Clinical/Professional Trainer of the Year Award in May of 1989.

Tessendorf 1st joined the Browns as an assistant trainer in 1973 while working towards his master's degree in exercise physiology, which he received from Kent State University in 1976. He did his undergraduate work at Northern Illinois University, graduating with a B.S. in education in 1971. Under KSU coach Don James, Bill was a graduate assistant for a year, then took a job as an elementary school teacher in the DeKalb (IL) public school system (1972).

In the summer of 1972, Tessendorf worked with former veteran Browns trainer Leo Murphy. Bill served as treasurer of the Professional Football Athletic Trainers Society for 10 years. He is also past President of the Great Lakes Athletic Trainers Association.

As he did with the Cleveland Browns' facility in 1990-91, Bill coordinated the construction and design of the new Ravens' training complex, which opened in October 2004. Bill and his wife, Nan Jean, and daughter, Amy Ann, a senior at the University of Maryland, live in Carroll County.



Bill Tessendorf has been taking care of the players for 33 NFL seasons. Keeping the players hydrated (above with DE Jarret Johnson) is a priority.



JEFF GOERING

SENIOR DIRECTOR OF FINANCE

YEARS WITH RAVENS: 7

YEARS IN NFL: 7

COLLEGE: ROCKHURST UNIVERSITY

HS: MCPHERSON (KS) HS

BORN: 12/29/67, TULSA, OK

Jeff Goering, who joined the club in October 1999, is in his 2nd year as the team's senior director of finance. Jeff oversees all functions of the finance department, including the organization's financial reporting and budgeting processes, and is also the chief financial liaison with the club's audit/tax advisors and various stadium partners.

Jeff spent his 1st 5 years with the Ravens as the team's controller, supervising the finance staff, as well as preparing financial statements, coordinating financial audits and administering the budget process for the club. Prior to joining the Ravens, Goering was a senior consultant for PricewaterhouseCoopers in Dallas from 1997-1999. While with PwC, he worked with a number of sports facilities, preparing financial feasibility studies, market assessments and economic impact analyses for proposed new or expanded sports facilities.

While earning his master's of science in sports management (1998) from the University of Massachusetts, Goering worked as a consultant in the evaluation and preparation of Boston Red Sox salary arbitration cases. Jeff was also a graduate assistant for the UMass Athletic Department Business Office from 1996-97.

Goering spent a year in the Philippines as a community development volunteer for the Presbyterian Church, USA, from July 1995 to August 1996. From 1991-95, Jeff was an audit senior at Ernst & Young in Kansas City, MO, and supervised financial statement audits for various clients, including manufacturing, telecommunications and government organizations.

Jeff, who serves as the treasurer for the Ravens All Community Team Foundation, earned his CPA certificate in 1992, after graduating with a B.S. in business administration from Rockhurst (Kansas City, MO) University. Goering, who was a varsity basketball player at Rockhurst, attended McPherson (KS) HS. He and his wife, Sheryl, live in Clarksville, MD with their daughters Olivia (4) and Caroline (2).

DID YOU KNOW?



In addition to NFL football, M&T Bank Stadium has hosted concerts such as Metallica and the HFStival, sporting events that included the 2003 & 2004 NCAA Lacrosse Championships, the 2005 ACC Lacrosse Championships and the Army-Navy Game (Dec., 2000). It is the sports home of the annual high school traditional games held each November between City and Poly and Calvert Hall and Loyola. M&T Bank Stadium also hosted the Navy-Notre Dame game in November 2002 and the Maryland-Georgia Tech game (1998). M&T Bank Stadium hosts the Navy-Maryland game this year (9/3/05). In 2007, the stadium will host the Army-Navy game for the 2nd time.

2005 BALTIMORE RAVENS ASSOCIATES



MARK BURDETT
Senior Director,
Business Development



BOB ELLER
Senior Director,
Operations



BILL JANKOWSKI
Senior Director,
Information Technology



**BAKER
KOPPELMAN**
Senior Director, Ticket
Sales/Operations



LARRY ROSEN
Senior Director,
Broadcasting



ROY SOMMERHOF
Senior Director,
Stadium Operations



THERESA ABATO
Director, Premium
Services/Suites



KENNY ABRAMS
Director,
Community Relations



ED BURCHELL
Director,
Corporate Partnerships



JIM COLLER
Controller



LISA DIXON
Director,
Marketing



JON DUBE
Director, Football
Video Operations



NICK FUSEE
Senior Network
Administrator



**ELIZABETH
JACKSON**
Director, Human
Resources



FRANCINE LUBERA
Director, Publications/
Assistant Director of
Public Relations



PAM LUND
Executive Assistant to
the Owner/
Office Manager



KEVIN ROCHLITZ
Director,
Corporate Sales



DARREN SANDERS
Director,
Security



ERIN STEWART
Director,
Corporate Sales
Administration



MARK BIENVENU
Assistant Director,
Football Video
Operations



**DANA
BLANKENBILLER**
Payables and Cash
Manager



JENNIFER BURNS
Brand Ventures
Manager



ED CARROLL
Equipment
Manager



JOHN CLINE
Event and Guest
Services Manager



DON DIRADDO
Manager, LIVE
Programming

2005 BALTIMORE RAVENS ASSOCIATES



BRAD DOWNS
Manager, Fan
Development



DON FOLLETT
Head
Groundskeeper



PETE HOCK
Manager,
SMARTVISION
Production



PATTI HOLTERY
Payroll
Manager



REBA KOPPELMAN
Senior
Accountant



KEN LISSE
Design Manager



LAURYN LUKIN
Manager,
Broadcasting



JESSICA MARKISON
Executive Assistant/
Football Administration
Manager



KEITH MATHEWS
Facilities Maintenance
Manager



RAY NAIMOLI
Manager, Business
Development



**MICHAEL
PRESTON**
Manager, Advertising
and Research



**MARISOL
RENNER**
Public Relations
Manager



JOAN SIERACKI
Travel Manager



CHAD STEELE
Media Relations
Manager



JOBIE WALDT
Stadium Operations
Manager



T.J. A'BECKET
Ticket Operations/
Service Representative



ROY ANDERSON
Player Personnel
Assistant



MARK AZEVEDO
Player Personnel
Assistant



ADAM H. BEASLEY
Internet
Content Writer



MOLLY BELL
Stadium Operations
Coordinator



PAIGE BOYLE
Corporate
Sales Representative



ED BROWN
Security



MIKE BURKE
Ticket Sales
Representative



MEGAN COLLINS
Entertainment and
Events Coordinator



RENEE COURELL
Security

2005 BALTIMORE RAVENS ASSOCIATES



ERIC EVERS
Groundskeeper



COLLIN FERGUSON
Football Video
Operations
Assistant



BRYAN FILKINS
Assistant
Groundskeeper



ANDI GOODWIN
Advertising/Research
Coordinator



STACY GRIERSON
Staff Accountant



JOSH HARTMAN
Premium Services/
Suites Coordinator



**MILT
HENDRICKSON**
Player Personnel
Assistant



JENNIFER HINKLE
Internet Assistant



BLAKE HOERR
Assistant
Groundskeeper



ROSS HOLLEBON
Manager,
Internet Services



VERNON HOLLEY
Security



KATE KAISER
Corporate
Sales Coordinator



SEAN KAUFFMAN
Fields and
Grounds Supervisor



BRIAN KASABULA
Fan Development
Coordinator



DARIN KERNS
Assistant Equipment
Manager



**MELANIE
LEGRANDE**
Community Relations
Coordinator



TONI LEKAS
Receptionist



**STEPHANIE
MAGILL**
Ticket Operations/
Service Representative



**ADAM
MAZALEWSKI**
Ticket Operations/
Service Representative



**MEGAN
MCLAUGHLIN**
Exec. Asst. to the
Head Coach/Coaching



P.J. PETEL
Groundskeeper



KATIE SADLER
Broadcasting/
Marketing
Coordinator



BRANDON SMITH
Groundskeeper



MARK SMITH
Assistant
Athletic Trainer



BERNIE STAWSKI
Ticket Sales
Representative

2005 BALTIMORE RAVENS ASSOCIATES



MARK TEEPLES
Assistant
Athletic Trainer




KEITH WELDON
Fan Development
Coordinator



KENNY WELSH
Security



**VALARIE
WIDEMAN**
Receptionist



**BRANDON
WILLIAMS**
Characters
Coordinator

2005 BALTIMORE RAVENS PHYSICIANS, CONSULTANTS AND ADVISORS



LAURA YOUNG
Executive Assistant
Business Ventures



DAVID MODELL
Consultant



RON SHAPIRO
Special Advisor
to the Owner



**DR. ANDREW
TUCKER**
Head Team
Physician



**DR. LEIGH ANN
CURL**
Chief Orthopedic
Surgeon



DR. JANICE FURST
Team
Psychologist



ROD HAIRSTON
Team
Chaplain



**DR. RICHARD
HINTON**
Associate Team
Physician



PHIL HOFFMANN
Team
Photographer



SUE JAMES
Team
Nutritionist



**DR. RICHARD
LEVINE**
Associate Team
Physician



**DR. DAVID
MCDUFF**
Team Assistance
Physician



**DR. LES
MATTHEWS**
Associate Team
Physician



**DR. DOUGLAS
MILLER**
Team Chiropractor



TINA SIMIJOSKI
Cheerleaders
Coordinator



**DR. ALAN
SOKOLOFF**
Team Chiropractor



JOHN ZIEMANN
Band
Coordinator

10-YEAR RAVENS

Ed Brown	George Kokinis	Bernie Stawski
Kevin Byrne	Baker Koppelman	Matt Stover
Ed Carroll	Ray Lewis	Bill Tessoroff
Susan Cole*	Francine Lubera	Bennie Thompson
Renee' Crouell	Jessica Markison	Dr. Andrew Tucker*
Eric DeCosta	Pat Moriarty	Doug Van Gelder*
Jon Dube'	Ozzie Newsome	Kim Van Gelder*
Bob Eller	Vincent Newsome	Jobie Waldt
Joe Heller*	Jonathan Ogden	Susan Yablonsky*
Phil Hoffmann*	Bud Reinecke*	
Patti Holtery	Mark Smith	
Bill Jankowski	Roy Sommerhof	



*Part-time staff



RAVENS 10TH ANNIVERSARY HIGHLIGHTS

The 2005 season marks the 10th Anniversary of Baltimore's re-entry as an NFL city. In that decade, Ozzie Newsome and his staff seeded the Baltimore Ravens with arguably the best NFL drafts in the league. Within 5 short years of the 1996 move, the club hired their 2nd head coach, Brian Billick (replacing Ted Marchibroda in 1999). Brian would lead the team to a Super Bowl season just one year later. It was the supreme feat that eluded Art Modell's former Cleveland team for close to 40 years.

On Nov. 6, 1995, the Browns announced the move from Cleveland to Baltimore. Then-owner Art Modell left a legacy to the fans of Cleveland — the name [Browns], the history, and the team colors. A few months after relocating in Baltimore, Modell held up a small white sign at a public gathering at the Inner Harbor. It was March 29, 1996. The new, young team would be known as the Baltimore Ravens, and the announcement was made following the *Baltimore Sun* fan telephone poll.

Many long hours lay ahead for the personnel staff of the new Ravens. Ozzie Newsome and the personnel staff worked around the clock researching the field of players available in their first NFL Draft. The goal was to choose the best available athletes on the board when the Ravens were on the clock. Newsome's staff was on the money with their 1st of 9 well-documented and successful drafts. On April 20, 1996, a call to New York confirmed T Jonathan Ogden (4th overall) and later, LB Ray Lewis (26th overall), as their first-ever selections. Together, these two athletes would share 15 Pro Bowls by 2005.

As the team took the practice field at the first minicamp, Memorial Stadium was being prepared for the Sept. 1 home opener. But, one last piece of the puzzle was yet to be revealed: on June 5th, the team logo and uniform were introduced to the Baltimore community in a glitzy fashion show at Harborplace. QB Vinny Testaverde, WR Michael Jackson and DE Rob Burnett modeled the striking purple and black uniforms for hundreds of onlookers who took a noon break to see what their new team would look like.

After the first August training camp at Western Maryland College (now known as McDaniel College), the team took the field on Sept. 1 and faced the Oakland Raiders. It was Memorial Stadium's biggest crowd in Baltimore professional sports history. Testaverde scored the team's first TD on a 9-yard rush. He led the team to a 19-14 victory in front of 64,124 fans. The Ravens finished 1996 with a 4-12 record.

In 1998, the Ravens moved to their new home — M&T Bank Stadium. The downtown facility (formerly PSINet Stadium) at Camden Yards opened with a game against the Pittsburgh Steelers after a 3-day celebration that included a Stevie Wonder concert and black tie gala. In front of a crowd of 68,847, the Ravens lost to Pittsburgh, 20-13.

After 3 losing seasons, change was in the air, and Modell met with his executive management to search for a new head coach. In February of 1999, Brian Billick, the highly successful offensive coordinator from the Minnesota Vikings became the new head coach of the Ravens. In his first season, Baltimore posted their best-ever record (8-8). The following year, the Ravens jumped on a roller coaster and climbed to a 12-4 record, becoming Modell's first and only Super Bowl team. After three thrilling playoff victories, Billick took the Ravens to Tampa, where Baltimore posted a 34-7 win over the New York Giants in Super Bowl XXXV on Jan. 28, 2001.

"Ozzie can stay here as long as he wants. I think I'm extremely fortunate to be walking in to my hometown team with a coach like Brian (Billick) and a GM like Ozzie (Newsome)."

— Steve Bisciotti,
Ravens Owner



Several days before the Tampa trip, thousands of fans surged into the Inner Harbor — the historical site of so many Ravens announcements — to send off the team. The players, coaches and staff made their way through the throngs of well wishers. DT Tony Siragusa and LB Ray Lewis promised fans they would come back with a Super Bowl win. True to their word, the team returned with the glistening Lombardi trophy. On the flight back, players, coaches and staff passed the victory spoils around the team plane and everyone had pictures taken with their hard-fought prize. At BWI, firemen arched fire hoses in a power shower of water over the team plane as it rolled on the tarmac. Amazingly, it was like being on the field again in Tampa right after the win. The confetti, the emotion, the speeches all came back. And thankfully, incredibly, that euphoric feeling was still there.

On the bus ride home, people stopped in their tracks on the outer loop of I-695. They stood by their cars or on the hills off the freeway and waved and cheered. They saluted players with their signs and flags. On Owings Mills Boulevard, a couple hundred fans stood outside of the facility waiting for the team buses to arrive. When buses rolled in, a cheer went up from the crowd. David Modell and Brian Billick hopped off the bus — trophy in hand — and walked out to the street. They shook hands with the surprised crowd and offered them the chance to hold the trophy and pose for pictures. For those lucky fans, memories of that experience will last forever.



The next day, in a virtual down-pour, Ravens fans — 200,000 strong — lined up along Pratt Street. Humvees crawled along the parade route, and fans were so close that players could hear what they were saying. People hung out of windows and placed 20-foot high welcome signs on buildings. Siragusa jumped off his Hummer and walked down the street with his little daughter, Samantha. At City Hall, “Goose” led the celebrating crowd in song: *We Are the Champions* (Queen). Mayor Martin O’Malley presented Art Modell with the key to the city.



Brian Billick and Ray Lewis spoke. Modell danced to *Who Let the Dogs Out?* (Baha Men).

That year, Steve Bisciotti became a minority owner. In April 2004, the NFL officially approved his purchase of the Baltimore Ravens. Bisciotti took over the reins from Modell and built a state-of-the-art practice facility in Owings Mills. The team moved to the new location in mid-October 2004. The 200,000 sq.ft. structure is designed to be a major recruiting tool for acquiring the best NFL talent available. And of course, as always, the goal is to win another Super Bowl.

— Francine Lubera, Executive Editor

Log on to baltimore Ravens.com and join the Ravens in the celebration of their 10th Anniversary. The team recently launched its 10th Anniversary website, www.ravens10th.com, which gives fans the opportunity to select their Top 10 players, moments, plays and more.

BALTIMORE RAVENS IN THE COMMUNITY

RAVENS ALL COMMUNITY TEAM

The All Community Team is a partnership among the Baltimore Ravens, the players and members of the corporate community, including title sponsor, M&T Bank. At the end of each season, the team hosts a fundraiser with all of the players who have foundations, plus the corporate sponsors, as a thank you. Pro Bowl T Jonathan Ogden auctioned off a trip to the 2005 Pro Bowl at last December's ACT auction.



POLLEY HONORS HS STUDENTS

Baltimore native and Dunbar HS graduate Tommy Polley and Mayor Martin O'Malley honored Baltimore City student athletes who won 6 state championships for Baltimore high schools this academic year. Tommy ate lunch with the students at City Hall and posed for photos with them and Mayor O'Malley. Tommy helped Dunbar win a state championship in football and basketball.



GRIDIRON HALLOWEEN

For the 3rd straight year, TE Todd Heap (Zorro) and G Edwin Mulitalo (vintage tennis player) were co-hosts of Goodwill's Gridiron Halloween Party, which raised over \$100,000 for Goodwill Industries of the Chesapeake. Many Ravens players took part in the costume contest, which was emceed by Ravens Sr. V.P. of Public & Community Relations, Kevin Byrne, who also is the current chairman of Goodwill's board.



RAVENS GIVE THANKS

LB Ray Lewis was among a number of Ravens players who gave back to the Baltimore community during Thanksgiving week. Lewis annually partners with the Feed the Children Organization to distribute Thanksgiving meals and other personal care items to over 400 families. RB Jamal Lewis, CB Chris McAlister and S Ed Reed are among the players who sponsor and distribute dinners each year.



BALTIMORE RAVENS IN THE COMMUNITY

RAVENS FAMILY FOOD DRIVE

The Ravens hosted the 9th annual Ravens Family Food Drive in 2004, teaming up with Von Paris Moving and Storage and the Maryland Food Bank to collect food and money. All proceeds went to the Maryland Food Bank, which distributes food to the homeless and other community organizations throughout Maryland.



HOMETOWN HUDDLE

As they have in years past, Ravens players participated in the NFL/United Way Hometown Huddle to refurbish homes in Baltimore's Sandtown community. The players worked along with representatives from United Way, M&T Bank, Civic Works, Governor Robert Ehrlich's office and Habitat for Humanity in the 5th annual event. OLB Adalius Thomas assists with the installation of a floor.



BIG ED'S INSTRUMENT COLLECTION

G Edwin Mulitalo hosted an instrument collection to benefit his foundation, Big Ed's Band Foundation, which seeks to develop music programs in the community by providing instruments, repair, and other musical support for Baltimore schools. Edwin also hosts an annual Luau to raise funds for his foundation. This year's Luau is 9/12 at Michael's 8th Avenue.



ED BLOCK COURAGE AWARD

Voted by his teammates, T Orlando Brown was the 2004 Ravens recipient of the Ed Block Courage Award. Brown lost his closest companion, his mother, in training camp (2004). He has faced a number of challenges recently, suffering an eye injury in 1999 that kept him out of football for 3+ years. Brown received his award at the organization's annual event held last March in Baltimore.



BALTIMORE RAVENS IN THE COMMUNITY

SPRING FOOTBALL FESTIVAL

Over 20 Ravens players attended the Ravens' Spring Football Festival at M&T Bank Stadium last April, including DE Anthony Weaver (right) and newcomers WR Derrick Mason and CB Samari Rolle. The group of players participated in fan forums, Q&As and autograph sessions with the 16,000-plus fans.



FOOTBALL 101

The team will host Football 101 on 8/8, 9/10, 11/5 and 11/15 in 2005. The program includes explanations of draft day and training camp, as well as the fundamentals of offense, defense and special teams. The sessions, held at M&T Bank Stadium, are led by Ravens players, coaches and football personnel staff. S Will Demps (right) gave an explanation about the Ravens' defense in 2004.



ED REED'S L.O.R.D.S. PROGRAM

Ravens S Ed Reed again teamed with UPS and Booker T. Washington Middle School for the L.O.R.D.S. (Leadership, Order, Respect, Direction and Success) Program. Reed, who frequently visited his students at their school, hosted a classroom at each Ravens home game, complete with a tailgate party and L.O.R.D.S. t-shirts.



HOLIDAY CHEER

Ravens players spent time during the winter holidays in the community. Each year, players make special visits to local hospitals, including CB Chris McAlister (right). McAlister purchased 3 Sony PlayStation 2 consoles, 3 27" TVs and several video games for patients, and challenged them to games. Other players visited with children at the annual St. Vincent's Center holiday party.



RAVENS ALL COMMUNITY TEAM FOUNDATION

RAVENS ACT FOUNDATION

The Baltimore Ravens All Community Team Foundation is committed to improving, encouraging and enabling the healthy development of youth in the Baltimore area, as well as other parts of the state of Maryland. The Foundation focuses on programs that help youth, and in some cases their families, with various needs, including housing, hunger, education, youth athletics and mentoring.

Some of the Current Charitable Partners are:

Aunt Hattie's Place
 Living Classrooms
 Paul's Place Outreach Center
 Sandtown Habitat for Humanity
 St. Vincent's Center for Abused Children

The Ravens All Community Team Foundation also works with Ravens players' foundations (see below), and staff members who volunteer with other community groups, working to improve the quality of life for youth in Baltimore, as well as other parts of the state of Maryland.

RAVENS PLAYER FOUNDATIONS

Kyle Boller
 Kyle Boller Fund

Darnell Dinkins
 Maleness to Manhood Foundation

Jamal Lewis
 Another Love for One Foundation

Ray Lewis
 Ray Lewis Foundation

Derrick Mason
 Derrick Mason Foundation

Chris McAlister
 Chris McAlister Foundation

Edwin Mulitalo
 Big Ed's Band Foundation

Jonathan Ogden
 Jonathan Ogden Foundation

Tommy Polley
 Tommy Polley Foundation

Ed Reed
 Eye of the Hurricane Foundation

Samari Rolle
 Rolle With Me Foundation

Matt Stover
 Matt Stover Foundation

Adalius Thomas
 Adalius Thomas S.L.A.S.H. Fund

Anthony Weaver
 Anthony Weaver Foundation



raylewis52.com



The Derrick Mason Foundation
 Receiving on the Field. Giving in the Community!



bigedsband.com



jonathanogdenfoundation.org



adslashfund.org




mattstoverfoundation.org




**SNAPS, CRACKLES
AND POPS HAPPEN
TO REGULAR
PEOPLE, TOO.**

**Now you can see
the Ravens' doctors
for your orthopaedic
injuries.**



Even if you've never been driven into the turf by a linebacker, you can go where the pros go for your sports injury. Union Memorial Sports Medicine is the official medical team of the Baltimore Ravens, but we're just as popular with weekend warriors. Call our sports injury line at **1-888-44-SPORT**, and one of Union Memorial's certified athletic trainers will call back quickly with expert advice. Because you don't have to be a pro to hurt like one.



**Union Memorial
Sports Medicine**

MedStar SportsHealth


www.unionmemorial.org/sports

Call **1-888-44-SPORT** for more information.

Hours of Sports Injury Line:


9am-6pm Monday-Friday, 10am-6pm Saturday-Sunday.

**JONATHAN
OGDEN**



**MATT
STOVER**





DEREK ABNEY
WIDE RECEIVER/RETURN SPECIALIST

YEARS IN NFL: 2
HT: 5'9" WT: 180
COLLEGE: Kentucky
HS: D.C. Everest (Scholfield, WI)
BORN: 12/19/80, Minot, ND
JOINED RAVENS: Draft 7a (244th), 2004

12


GAMES PLAYED/STARTED: (2004, IR) Total 0/0

TRANSACTIONS: Derek Abney was selected by the Ravens in the 7th round (244th overall) of the 2004 NFL Draft...Abney was the 1st of 2 (G Brian Rimpf) 7th-round picks and the 3rd WR (Devard Darling and Clarence Moore) chosen by the Ravens in the 2004 NFL Draft.

PRO: Quick and shifty athlete with superior hands...Showed promise in training camp as a rookie, before a shoulder injury sidelined him...Placed on injured reserve on 8/30/04.


2004: Spent the entire season on injured reserve (shoulder)...Was placed on IR on 8/30.

COLLEGE, PERSONAL: When he left Kentucky, Abney owned 5 Division I-A, 11 SEC and 14 Kentucky records for kick returns...He returned 8 kicks for TDs in his career (6 punts and 2 KOs), which tied the NCAA career record (Colorado's Cliff Branch - 1970-71 and Nebraska's Johnny Rodgers - 1970-72)...*His 6-career punt returns for TDs broke the SEC record of 5 by Vanderbilt's Lee Nally (1947-49) and was 1 shy of the NCAA mark (7)...Derek became the 1st NCAA Division I-A player to record at least 2,000 receiving yards, 2,000 KOR yards and 1,000 PR yards in his career...His 5,856 total yards set a Kentucky career record and ranked 2nd all time in SEC annals behind LSU's Kevin Faulk (6,833, 1995-98)...Started 33 of 46 games for the Wildcats, with 197 receptions for 2,339 yards and 18 TDs...Is 3rd on Kentucky's career-record list with 1,042 PR yards (88 returns and 6 TDs)...Set school records with 95 KORs for 2,315 yards and a pair of TDs...The 2,315 KOR yards are 1st in SEC history...Abney is also the SEC leader in total return yards with 3,357...Graduated from Kentucky with a degree in civil engineering...Abney earned All-American honors at WR at D.C. Everest (Scholfield, WI) HS by the Gatorade Circle of Champions and Prep Star...Also was Wisconsin Player of the Year from Gatorade and the Milwaukee Journal-Sentinel...Two-time 1st-team All-State choice in his final 2 years and was 2nd-team All-State as a sophomore...Helped lead Everest to a 14-0 record and Division I State Championship as a senior, catching 62 passes for 1,309 yards and 14 TDs while setting a state record for longest TD reception in a state championship game with a 67-yard scoring catch...Scored a 67-yard TD reception, the longest in a Wisconsin state championship game...Also scored a state-record 17 TDs on punt and KORs during his career...Was a 3-year starter at WR, who also saw playing time at RB and DB...Chosen for the Win Brockmeyer Scholarship Award as the outstanding senior player in his area...One of the top 100 prospects in the 6-state Midwest area by Super Prep...Was also a 4-year letterman in track at Everest, competing in the sprint events, relays and the long jump...Chosen 1st-team All-State in track for 3 years by the Wisconsin Track Coaches Association...Best time of 10.78 seconds in the 100-meter dash...Wisconsin All-State Scholar Athlete, an honor awarded to only 32 students, covering all sports from among 500 applicants...Selected as a member of the prestigious Kentucky Athletics "Society of Character"...Earned SEC academic honors in 2001...Participates in a weekly mentoring program for 2nd-graders and another program for working with at-risk children...Participated in Operation Blessing, helping to prepare and distribute bags of perishable and non-perishable items to 2,000 families in Park Heights (Baltimore) in June 2004...Also attended Goodwill Gridiron Halloween Party (10/04)...Full name: Derek Allen Abney.*



OFF THE FIELD

Last June, Derek participated in Operation Blessing, helping to prepare and distribute bags of perishable and non-perishable items to 2,000 families in Park Heights (Baltimore), MD.



KYLE BOLLER
QUARTERBACK

YEARS IN NFL: 3
HT: 6'3" WT: 220
COLLEGE: California
HS: Hart (Newhall, CA)
BORN: 6/17/81, Burbank, CA
JOINED RAVENS: Draft 1b (19th), 2003

7


GAMES PLAYED/STARTED: (2003, 11/9); (2004, 16/16) **Total 27/25**

TRANSACTIONS: Kyle Boller was selected by the Ravens in the 1st round (19th overall) in the 2003 NFL draft...The pick was obtained from the New England Patriots in a 2003 draft-day trade for the Ravens' 2003 2nd-round choice (41st overall) and the Ravens' 2004 1st-round choice.

PRO: Tough, rifle-armed QB with great mobility, who became only the 2nd QB in franchise history to start all 16 games (Vinny Testaverde - 1996) in 2004...Set career highs in every category, throwing for 2,559 yards (258-of-464) and 13 TDs in his 2nd season...In 2003, Kyle became the 1st rookie QB to start in Ravens franchise history...Showed improvement in every facet of the game until he was sidelined with a thigh injury 9 games into his rookie year...Earned a 5-3 record before his injury (left the Rams' game at halftime at STL, 11/9 trailing 21-19)...5-3 is 3rd only to Ben Roethlisberger (15-1 with the Steelers) and Chris Chandler (9-4 with the Colts) as a rookie starter since 1985...Completed 116 of 224 passes for 1,260 yards, 7 TDs and 9 INTs, with a long of 73 in 2003...Was the 1st QB selected in the 1st round in Ravens history...Boller was the 3rd QB taken in the 1st round of the 2003 draft (behind Carson Palmer - 1st overall to Cincinnati, and Byron Leftwich - 7th overall to Jacksonville).

2004: Started all 16 games in 2004, marking the 1st time since 1996 (Vinny Testaverde) that a Ravens' QB started every game...Boller set career highs, completing 258-of-464 (55.6%) for 2,559 yards with 13 TDs and 11 INTs...He also rushed 53 times for 189 yards and his 1st-career rushing TD...Boller set a new franchise record with a 2.4 INT percentage in 2004...Had 4 games with QB ratings over 100, including a **career-high 112.3 rating** while going 18-of-34 for 219 yards, a **career-high 4 TDs** and 0 INTs against the Giants (12/12)...Completed passes to 10 different receivers against the Colts (12/19)...**2004 SEASON HIGHLIGHTS:** Recorded a **career-high 112.3 QB rating** after going 18-of-34 for 219 yards, a **career-high 4 TDs** and no INTs in **game 13 vs. NYG (12/12)**...Boller also rushed 4 times for 19 yards against the Giants...Completed a **career-high 67.7% of his passes** (23-of-34) for 232 yards, 2 TDs and 0 INTs en route to a 30-10 victory in **game 10 vs. Dal. (11/21)**...It was the 2nd-consecutive game that Boller threw for 2 TDs and 0 INTs...Completed 19-of-33 (57.5%) passes for 213 yards, 2 TDs and 0 INTs in the 20-17 OT victory in **game 9 at NYJ (11/14)**...Completed passes to 8 different receivers, including 6 1st down conversions on 3rd down and 1 on 4th down...Also rushed twice for 5 yards while posting a 97.2 QB rating against the Jets...Had a 108.5 QB rating in **game 4 vs. KC (10/4)**, when he was 10-of-17 for 154 yards, 1 TD and 0 INTs...Was 11-of-18, for a 61.1 completion percentage, for 126 yards, 1 TD and no INTs in **game 3 victory at Cin. (9/26)**...Also ran 4 times for 24 yards, including his **1st-career rushing TD** in the first quarter against the Bengals.

2003: Saw action in 11 games, starting the 1st 9 games of the season, earning a 5-3 record before being sidelined with an injury (thigh) in the first half of game 9 at STL...Also rushed 30 times for 62 yards...Completed 116-of-224 passes for 1,260 yards, 7 TDs and 9 INTs, with a long of 73...Was inactive for **games 10-13** due to surgery...Had surgery on 11/11 to repair a muscle in his quadriceps...**2003 SEASON HIGHLIGHTS:** Had a breakout game in **game 6 at Cin. (10/19)** as he completed 15-of-27 for a **career-high 302 yards** and 2 TDs (104.2 QB rating), including a **career-long 73-yard TD strike to WR Travis Taylor** in the fourth quarter...That game marked Boller's 1st-career 300-yard passing game, becoming only the 4th QB in Ravens history to throw for 300 yards in a



OFF THE FIELD

Kyle, who has a number of relatives who are firefighters, spent a day with the Baltimore City Fire Department and rode in the ladder truck to answer fire alarms (6/25/05).

KYLE BOLLER 7

game (Vinny Testaverde - 8, Eric Zeier - 2 and Jeff Blake - 2)...Boller's 2 TDs against the Bengals also marked the 1st multi-TD game of his career...Earned his **1st-career victory** in the 33-13 win in **game 2 vs. Cle. (9/14)**...Went 7-of-17 for 78 yards and rushed 3 times for 3 yards before leaving the game in the third quarter with a leg injury, as Jamal Lewis set a new NFL single-game rushing record with 295 yards rushing and 2 TDs against the Browns...**Made his NFL debut** in his 1st-career start in **game 1 at Pit. (9/7)**...Completed 22-of-43 passes for 152 yards, 1 TD and 1 INT...Also rushed 5 times for 14 yards against the Steelers...His **1st-career TD pass** was a 5-yard strike to WR Travis Taylor.

COLLEGE, PERSONAL: Experienced a breakout senior campaign in 2002 at Cal, completing 225-of-421 passes for 2,815 yards, 28 TDs and only 10 INTs for a 126.8 QB rating...In 42 games, he completed 622-of-1,301 passes (47.8%) for 7,980 yards, 64 TDs and 48 INTs...Only Troy Taylor (8,126 yards, 1986-89) threw for more yards in Cal history...Boller's 64 TDs topped the previous school career-record of 54 by Pat Barnes (1993-96)...Gained 7,811 yards in total offense, the 2nd-best total in school annals behind Taylor's 8,236...All-Pac 10 2nd-team selection as a **senior**...Named Cal's Offensive MVP...Started every game, completing 225-of-421 passes (53.4%) for 2,815 yards, 28 TDs (10 INTs)...Only Pat Barnes (3,499 in 1996) threw for more yards in a season...Only Barnes had more TD passes (31 in 1996) in a season for the Bears...Gained 2,732 yards in total offense, 4th-best season total in school history...Had best game against Washington (5 TDs), going 13-of-24 for 266 yards...The 5 TD passes ranked 3rd on the school's game-record list...Also tossed 5 TDs vs. Arizona State...Academic All-Pac 10 honorable mention as a junior...Recipient of the team's Ken Cotton Award (most courageous) and the Frank Schlessinger Coaches Award (athletic, academic excellence and community service)...Played in 9 games, completing 133-of-271 passes (49.1%) for 1,741 yards, 12 TDs and 10 INTs as a **junior**...Passed for 200 yards or more in 3 of his 8

starts...Finished season in 7th place on the Bears' career-passing list with 5,147 yards...Also carried the ball 77 times for 191 yards (2.48 avg.) and a score...Best game came against Washington when he threw 4 TDs and totaled 265 yards on 21-of-36 throws with no INTs...Started every game as a **sophomore**, completing 163 of 349 passes (46.7%) for 2,121 yards, 15 TDs and 13 INTs...Scored twice on 65 carries and averaged 188.8 yards per game in total offense...Threw for a season-high 349 yards on 17-of-44 passes with 3 TDs, including a season-long 81-yarder against Oregon State...Appeared in 10 games as a freshman, starting 8 contests as a **true freshman**...Completed 100 of 259 passes (38.6%) for 1,303 yards, 9 TDs and 15 INTs...Earned **California State Player of the Year** honors after an incredible 1998 season at Hart (Newhall, CA) HS...Led Hart to the Southern Section Division IV title with a 13-1 record...Passed for an all-time state best of 4,838 yards and threw for 59 TDs, the 2nd-best mark in California history...Ended the season completing 290 of 454 passes (63.9%)...Considered the best prospect to emerge from the San Fernando Valley since John Elway came out of Granada Hills HS in the late '70s...Rated the No. 1 QB prospect in the nation by *PrepStar* and was that publication's national Offensive Co-Player of the Year...**SuperPrep Far West Offensive Player of the Year**, ranking as the region's No. 1 overall prospect in the West...Earned *Parade* All-American honors...Member of the *Long Beach Press-Telegram* Best in the West team with 8 votes...Started at S as a junior...Played defense the last few games of the '98 season, registering a crucial INT in the final minute of the section championship game...American studies major with an emphasis in education...In December 2003, Kyle led a toy drive to benefit the University of Maryland Hospital for Children...He signed autographs in exchange for toy donations...The toys were distributed during the holidays to children at the hospi-



KYLE BOLLER 7

tal...Bob (father) is a former nationally-ranked high jumper who cleared the 7-foot barrier...Comes from a family of firefighters—great-grandfather, grandfather, father and 3 uncles are all firemen...Kyle has joined with the Baltimore City Fire Department to promote fire safety...He filmed a PSA with area youth to encourage every Baltimore family to have a working smoke detector...He also spent a day (June 25, 2005) with the Baltimore City Fire Department, when he joined firefighters at the fire station and rode in the truck to answer fire alarms...Posed with his puppy, Max, for the Friends of the Baltimore Animal Shelter 2005 calendar...Proceeds benefited animal shelters in the Baltimore area...Participated in the summer reading program with the Enoch Pratt Library System in Baltimore city...Read to children at the Hampden Branch in July 2004 and stayed to sign autographs and take pictures...Earned Ravens Roost No.7's "Extra Effort" Award in 2004...Accepted the award at the annual banquet in Hagerstown, MD last April...Full name: Kyle Bryan Boller.

2004

Game-by-Game

Ravens

PASSING

Date/Opp.	Att.	Comp.	Yards	Pct.	Att.	TD	Int.	Pct.	LG	Sack/ Yards	Rating	RUSHING				
												Att.	Yards	Avg.	LG	TD
9/12 @ Cle.	38	22	191	57.9	5.03	0	2	5.3	24	3/25	49.3	2	18	8.0	8	0
9/19 vs. Pit.	18	10	98	55.6	5.44	0	0	0.0	23	2/11	71.1	8	34	4.3	17	0
9/26 @ Cin.	18	11	126	61.1	7.00	1	0	0.0	46	2/0	100.7	4	24	6.0	19	1
10/4 vs. KC	17	10	154	58.8	9.06	1	0	0.0	57.1	4/27	108.5	3	3	1.0	2	0
10/10 @ Was.	18	9	81	50.0	4.50	0	3	16.7	21	2/5	22.9	7	-6	-0.9	1	0
10/24 vs. Buf.	19	10	96	52.6	4.53	0	0	0.0	47	4/26	64.8	4	5	1.3	4	0
10/31 @ Phi.	38	24	223	63.2	5.87	1	1	2.6	52	2/9	77.0	1	7	7.0	7	0
11/7 vs. Cle.	30	17	142	56.7	4.73	0	0	0.0	19	1/8	69.0	2	1	0.5	1	0
11/14 @ NYJ	33	19	213	57.6	6.45	2	0	0.0	25	3/27	97.2	2	5	2.5	4	0
11/21 vs. Dal.	34	23	232	67.6	6.82	2	0	0.0	31.1	1/4	106.5	3	9	3.0	7	0
11/28 @ NE	35	15	93	42.9	2.66	0	1	2.9	20	4/46	38.4	2	10	5.0	6	0
12/5 vs. Cin.	33	19	172	57.6	5.21	0	1	3.0	24	1/8	59.2	2	10	5.0	10	0
12/12 vs. NYG	34	18	219	52.9	6.44	4	0	0.0	37	4/35	112.3	4	19	4.8	6	0
12/19 @ Ind.	40	19	210	47.5	5.25	1	2	5.0	33	2/16	51.0	1	2	2.0	2	0
12/26 @ Pit.	32	18	177	56.3	5.53	0	1	3.1	22	0/0	59.0	4	28	7.0	15	0
1/2/05 vs. Mia.	27	14	142	51.9	5.26	1	0	0.0	18	0/0	79.6	4	22	5.5	11	0
Totals	464	258	2559	55.6	5.52	13	11	2.4	57.1	35/247	70.9	53	189	3.6	19	1

2003

Game-by-Game

Ravens

PASSING

Date/Opp.	Att.	Comp.	Yards	Pct.	Att.	TD	Int.	Pct.	LG	Sack/ Yards	Rating	RUSHING				
												Att.	Yards	Avg.	LG	TD
9/7 @ Pit.	43	22	152	51.2	3.5	1	1	2.3	14	2/9	57.5	5	14	2.8	4	0
9/14 Cle.	17	7	78	41.2	4.6	0	1	5.9	25	4/28	31.0	3	3	1.0	3	0
9/21 @ SD	21	12	98	57.1	4.7	1	1	4.8	25	1/1	65.2	3	0	0.0	2	0
9/28 KC	26	15	140	57.7	5.4	0	3	11.5	32	3/16	33.0	3	15	5.0	15	0
10/12 @ Ari.	18	9	75	50.0	4.2	0	0	0	17	1/3	61.1	2	5	2.5	4	0
10/19 @ Cin.	27	15	302	55.6	11.2	2	1	3.7	73.1	3/18.5	104.2	4	8	2.0	5	0
10/26 Den.	27	15	137	55.6	5.1	1	0	0	33	2/8	81.9	3	11	3.7	5	0
11/2 Jax.	23	10	156	43.5	6.8	1	1	4.3	47	0/0	63.0	6	4	0.7	3	0
11/9 @ STL	21	10	112	47.6	5.3	1	1	4.8	40	2/10	60.0	1	2	2.0	2	0
11/16 @ Mia.																
11/23 Sea.																
11/30 SF																
12/7 Cin.																
12/14 @ Oak.																
12/21 @ Cle.	1	1	10	100	10.0	0	0	0	10	0/0	108.3	0	0	0.0	0	0
12/28 Pit.																
Totals	224	116	1260	51.8	5.6	7	9	4.0	73	18/93.5	62.4	30	62	2.1	15	0
Playoffs																
1/3/04 Ten.																
Totals	0	0	0	0.0	0	0	0	0	0	0	0	0	0	0.0	0	0

KYLE BOLLER

KYLE BOLLER 7

REGULAR SEASON

PASSING

Year	Att.	Comp.	Pct.	Yds.	Avg./Att.	TD	INTs	INT Pct.	LG	Sacks/Yards	QB Rating
2003	224	116	51.8	1,260	5.63	7	9	4.0	73t	17/92	62.4
2004	464	258	55.6	2,559	5.52	13	11	2.4	57t	35/247	70.9
Totals	688	374	54.4	3,819	5.55	20	20	2.9	73t	52/339	68.1

CAREER SINGLE-GAME HIGHS (regular season)

Most Attempts:

43 (9/7/03 at Pit.)

Most Completions:

24 (10/31/04 at Phi.)

Most Yards Passing:

302 (10/19/03 at Cin.)

Most Touchdowns:

4 (12/12/04 vs. NYG)

Longest Gain:

73t yards (10/19/03 at Cin.)

RUSHING

Year	No.	Yds.	Avg.	LG	TD
2003	30	62	2.1	15	0
2004	53	189	3.6	19	1
Totals	83	251	3.0	19	1

KYLE BOLLER

M&T BANK STADIUM FIRSTS

M&T Bank Stadium opened for the 1998 season, and the Ravens played their 1st game on Sept. 6th versus the Steelers.

EVENT	OPPONENT	DATE	SCORE
1st Win	CINCINNATI BENGALS	9/27/98	31-24 - RAVENS
1st Loss	PITTSBURGH STEELERS	9/6/98	20-13 - STEELERS
1st Passing TD	PITTSBURGH STEELERS	9/6/98	20-13 - STEELERS
(JERMAINE LEWIS FROM ERIC ZEIER, 64 YARDS - 4TH QUARTER)			
1st Rushing TD	CINCINNATI BENGALS	9/27/98	31-24 - RAVENS
(PRIEST HOLMES, 3-YARD RUN - 1ST QUARTER)			
1st Interception	PITTSBURGH STEELERS	9/6/98	20-13 - STEELERS
(DUANE STARKS - 2ND QUARTER)			
1st Field Goal	PITTSBURGH STEELERS	9/6/98	20-13 - STEELERS
(MATT STOVER, 41 YARDS - 1ST QUARTER)			
1st Blocked Punt	DENVER BRONCOS	9/30/02	34-23 - RAVENS
(ED REED - 2ND QUARTER: DEN. 16-YARD LINE - LED TO A JAMAL LEWIS TD 3 PLAYS LATER)			



ORLANDO BROWN

TACKLE

YEARS IN NFL: 10
HT: 6'7" WT: 360
COLLEGE: South Carolina State
HS: Howard D. Woodson (Wash., DC)
BORN: 12/12/70, Washington, DC
JOINED RAVENS: Free Agent, 2003


77

GAMES PLAYED/STARTED: 1993 (1R); 1994 (14/8); 1995 (16/16); 1996 (16/16); 1997 (16/16); 1998 (13/13); 1999 (15/15); (2000-02, out of football); (2003, 16/13); (2004, 14/13) **Totals: 120/110**

Playoffs (1994, 2/2); (2003, 1/1) **Total 3/3**

TRANSACTIONS: Re-signed a contract extension with the Ravens on 3/17/04...Signed with the Baltimore Ravens on 3/18/03...Terminated (vested veteran) by the Browns on 9/19/00...Signed by Cleveland as an unrestricted free agent 2/17/99...Franchise moved to Baltimore in 1996...Signed by Cleveland as a free agent 7/19/95...Signed by Cleveland as a free agent 2/28/94...Placed on injured reserve on 8/30/93 with a shoulder injury for his rookie season...Originally signed with Cleveland as a free agent on 5/13/93.

PRO: A massive, run-blocking force, Brown is one of the most physically-imposing players in the NFL who plays with a mauling, tenacious style...Saw action in 14 games, starting 13 (missing 2 with a knee injury), and helped open holes, allowing the Ravens to rush for 2,063 yards...Returned to the Ravens in 2003 to play in all 16 games, starting 13 at RT after being out of football for 3 years due to an eye injury suffered in 1999...He also started in the Ravens' Wild Card matchup against the Titans in 2003...Was an integral part of an offensive line that helped Jamal Lewis set a franchise-record with 2,066 rushing yards, the 2nd most rushing yards in NFL history (Eric Dickerson - 2,105 in 1984)...Regarded as one of the best RTs in the league, until he missed 3 seasons (2000-02) due to an eye injury suffered during week 15 of the 1999 season (12/19/99 vs. Jax.)...Started 1st NFL game at RT vs. New England (11/6/94) and was a member of the OL that established a Cleveland Browns franchise record with only 14 sacks allowed during the 1994 season.



OFF THE FIELD

Orlando won the 2004 Ed Block Courage Award. The award, which is voted on by teammates, is given annually to players who display a commitment to the principles of sportsmanship and courage.

2004: (with Baltimore) Saw action in 14 games, starting 13 at RT...Helped protect Kyle Boller in the game vs. NYG (12/12) when Boller threw for 4 TDs and 219 yards...Helped lead the way for 6 100-yard rushing games by Jamal Lewis (4) and Chester Taylor (2) in 2004...Battled a knee injury for most of the season...**2004 SEASON HIGHLIGHTS:** Started at RT and helped pave the way for the Ravens to rush for 190 yards (4.6 ypc) and did not allow a sack for the 2nd-straight game in the 30-23 victory in the **season finale vs. Mia. (1/2/05)**...Subbed at RT and helped open holes, allowing the Ravens to rush for 169 yards in **game 13 vs. NYG (12/12)**...Also helped protect Kyle Boller, allowing him to throw for 219 yards and a career-high 4 TDs against the Giants...Started at RT and helped protect Boller, allowing him to complete a career-high 67.6% of his passes for 232 yards, 2 TDs and 0 INTs in the 30-10 win in **game 10 vs. Dal. (11/21)**...Started at RT and helped protect Boller, allowing him to post a 108.5 QB rating (10-of-17 passing for 154 yards, 1 TD and 0 INTs) in **game 4 vs. KC (10/4)**...Started at RT - **his 100th-career start** - and helped pave the way for the Ravens to rush for 254 yards and 2 rushing TDs, including a franchise-record 10.3 yards per carry by Jamal Lewis in **game 3 at Cin. (9/26)**...Also protected Boller, allowing him to complete 61.1% of his passes for 126 yards and a TD (his 1st of the season) against the Bengals.

2003: (with Baltimore) Saw action in all 16 regular season games, starting 13 at RT...Also started in the Ravens' postseason game...Was an integral part of an OL that helped Jamal Lewis set a franchise-record with 2,066 rushing yards, the 2nd most rushing yards in NFL history (Eric Dickerson - 2,105 in 1984)...**2003 SEASON HIGHLIGHTS:** Started at RT and helped to open holes, allowing

ORLANDO BROWN 77

the Ravens to rush for 276 yards, including 205 by Jamal Lewis in the 35-0 victory in **game 15 at Cle. (12/21)**...Became the 1st 2-way starter in Ravens history, as he started at RT and DT as the Ravens' 1st defensive play was a goal-line set in **game 14 at Oak. (12/14)**...Started at RT and helped protect Anthony Wright, allowing him to throw for a career-high 319 yards and 4 TDs in a spectacular 44-41 OT come-from-behind victory in **game 11 vs. Sea. (11/23)**...Started and *played in his 100th-career game* at RT and helped open holes for the Ravens to rush for 118 yards in **game 10 at Mia. (11/16)**...Started his 1st game in 4 years at RT and helped to open holes allowing the Ravens to run for 202 yards in **game 4 vs. KC (9/28)**...The game against the Chiefs marked the 3rd-consecutive game the Ravens rushed for 150+ yards, including 115 yards for Jamal Lewis...Subbed at RT and helped open holes, allowing Jamal Lewis to rush for an NFL record 295 yards and 2 TDs in **game 2 vs. Cle. (9/14)**.



2000-2002: Out of football due to an eye injury suffered in 1999.

1999: (with Cleveland) Saw action and started 15 games...**1999 SEASON HIGHLIGHTS:** Was suspended indefinitely by the NFL, including **game 16 vs. Ind. (12/26)**...Started at RT and left the game in the second quarter for "unsportsmanlike conduct" with an official after being struck in the eye with a weighted penalty flag in **game 15 vs. Jax. (12/19)**.

1998: (with Baltimore) Named one of the NFL's toughest players by *Pro Football Weekly*...Started 13 games...Missed the final 3 games of the season with an ankle injury suffered at Tennessee on 12/6...Snapped a 69-game starting streak, the longest on the team...**1998 SEASON HIGHLIGHTS:** Started team-high 68th straight game in 38-31 win in **game 12 vs. Ind. (11/29)**, and helped pave the way for Priest Holmes' 103-yard rushing performance...Line did not permit a sack, as the offense matched a then-franchise record with 38 points, including 25 in the second half...Started at RT in 20-13 win in **game 11 at Cin. (11/22)**, as Priest Holmes rushed for

a then-team-record 227 yards, and the offense set a team mark with 247 rushing yards and permitted just 1 sack.

1997: (with Baltimore) Started all 16 games at RT, and served as the team captain for an offense that achieved a top 10 ranking in 4 offensive categories...**1997 SEASON HIGHLIGHTS:** *Made 50th-career regular-season start* in **game 10 at Pit. (11/9)**...Earned the game ball from coaches in a 23-10 win in **game 2 vs. Cin. (9/7)**, as Baltimore gained 146 yards rushing and the line permitted just 1 sack.

1996: (with Baltimore) Started all 16 regular-season games at RT...Named a team captain for the Ravens' 2nd-ranked passing attack...Helped pave the way for the team's 4.2-yard rushing average (7th in NFL)...**1996 SEASON HIGHLIGHTS:** Started at RT despite a sore knee and foot in **game 9 vs. Cin. (11/3)**, and did not permit a sack...Started at RT in **game 8 vs. STL. (10/27)**, but re-aggravated knee and foot injury and did not return...Started at RT in **game 5 vs. NE (10/6)**, as offense rolled up 463 yards.

1995: (with Cleveland) Started all 16 regular-season games at RT for the Browns...Line did not allow a sack in 2 games, **game 15 vs. Cin. 12/17** and **game 12 vs. Pit. 11/26**, and gave up only 32 sacks on the season (tied for 10th lowest in the league) after allowing only 14 sacks in 1994...**1995**

ORLANDO BROWN 77

SEASON HIGHLIGHTS: Started at RT in **game 11 vs. GB (11/19)**, and held Reggie White to a coverage sack and 3 stops...Started at RT and won game ball in 29-26 OT win in **game 8 at Cin. (10/29)**, as the Browns rolled up 480 net yards, 179 on the ground...Earned game ball for effort vs. Neil Smith, who was held to 3 tackles, in the Browns' 35-17 win in **game 4 vs. KC (9/24)**.

1994: (with Cleveland) Started final 8 regular-season games at RT...After Brown entered the starting lineup, Cleveland averaged 116 rushing yards per game (averaged 91 rushing yards per game in first 8 games)...Offensive line set a team record with only 14 sacks allowed...Started both playoff games...**1994 SEASON HIGHLIGHTS:** Started in 34-10 win in **game 12 vs. Hou. (11/27)**, as Browns rolled up 343 yards of offense, 144 yards rushing and 4 TDs...**Made 1st NFL start** at RT for Gene Williams (ribs) as Browns notched a season-high 148 yards rushing in 13-6 win in **game 9 vs. NE (11/6)**...Earned game ball for his performance in 11-8 win in **game 6 at Hou. (10/13)**, as he replaced injured Williams (ribs) in the first half.

1993: (with Cleveland) Spent the entire season on injured reserve with a shoulder injury.

COLLEGE, PERSONAL: Elected to South Carolina State's Hall of Fame in April 1998...Transferred to South Carolina State from Central State (Ohio) in 1989...Full-time starter as a senior in 1992, earning 1st-team All-MEAC honors and Black College All-America honors...Moved to offensive (LT) side of the ball to take advantage of size and played in 8 games in 1991 as a junior...Played in 10 games as a sophomore at DT...His mother, Catherine, was teaching mythology class at a Washington, DC junior HS and nicknamed him 'Zeus' even before he was born. (Little did she know that he would be 6'7" and 360 lbs.)...Turned down promise of a \$400,000 annual salary with the World Wrestling Federation to play in the NFL...Majored in criminal justice at South Carolina State...Talks to children about the importance of staying in school and anti-drug and alcohol messages...Attended Howard D. Woodson (Washington, DC) HS...Earned 1st-team high school All-Metro selection, plus All-America honors from the George Michael Sports Machine...Named the Ravens Ed Block Courage Award winner in 2004, selected by teammates as the player who overcomes adversity and displays commitments to the principles of courage and sportsmanship...Orlando has 3 sons and a daughter: Orlando Jr., 9, who weighed 50 pounds at age 1, Justin Wallace, 7, Braxton, 4 and a daughter born March, 2005...Full name: Orlando Claude Brown.


ED BLOCK COURAGE AWARD

The Ed Block Courage Award annually honors a player from each of the 32 NFL teams who exemplifies a commitment to the principles of sportsmanship and courage. The winners are selected for courageous effort, as well as individual performance. Voting is conducted by all team members. The Ed Block Courage Award recipient also symbolizes professionalism, great strength and dedication. The award is named after the late Baltimore Colts' trainer, Ed Block.



RAVENS WINNERS

- 1996 - DE Anthony Pleasant
- 1997 - C Wally Williams
- 1998 - S Stevon Moore
- 1999 - LB Peter Boulware
- 2000 - S Anthony Poindexter
- 2001 - S Corey Harris
- 2002 - T Ethan Brooks
- 2003 - DE Marques Douglas
- 2004 - T Orlando Brown



DALE CARTER
CORNERBACK
YEARS IN NFL: 12
HT: 6'1 WT: 194
COLLEGE: Tennessee
HS: Newton County (Covington, GA)
BORN: 11/28/69, Covington, GA
JOINED RAVENS: Free Agent, 2004
PRO BOWLS (4): 1994-97

24

GAMES PLAYED/STARTED: (1992, 16/9); (1993, 15/11); (1994, 16/16); (1995, 16/14); (1996, 14/14); (1997, 16/15); (1998, 11/9); (1999, 14/14); (2001, 9/8); (2002, 7/7); (2003, 8/8); (2004, NFL)
TOTAL 142/125

Playoffs (1997, 1/1); (1995, 1/1); (1994, 1/1); (1992, 1/1) **Total 4/4**

TRANSACTIONS: Dale Carter was placed on the non-football injury list (blood clot in his lungs) on 7/30/04 and missed the 2004 season...Signed by the Baltimore Ravens as a free agent on 6/3/04...Contract terminated (vested veteran) by the New Orleans Saints on 3/16/04...Reinstated by the NFL on 11/4/02...Suspended by the NFL for violating the league substance abuse policy on 7/19/02...Signed as a free agent by the Saints on 3/12/02...Signed by the Minnesota Vikings on 11/8/01...Released by the Denver Broncos on 11/6/01...Suspended by the NFL for violating the league substance abuse policy on 4/25/00...Signed by the Broncos on 2/19/99...Offer sheet (by the Vikings) matched by the Chiefs on 7/19/96...Tendered an offer sheet by the Vikings on 7/12/96...Placed on injured reserve on 1/7/94...Designated as a transition player by the Kansas City Chiefs on 2/25/93...Originally selected by the Chiefs (D1, 20th overall) in the 1992 NFL draft.

PRO: Four-time Pro Bowler (1994-97)...Carter has elite cover skills, with good size and speed...Brings a veteran savvy to the defensive backfield with his 24 career INTs, which he returned for 256 yards and 1 TD, plus 126 career PD...Earned the *Pro Football Writers Association* NFL Rookie of the Year award in 1992, as well as the *AP*, *Pro Football Weekly* and *College and Pro Football Newsweekly* (co-winner) NFL Defensive Rookie of the Year...Was also named the UPI Rookie of the Year.

2004: (with Baltimore) Spent the entire season on the non-football injury list (7/30) due to a blood-clot in his lungs.

2003: (with New Orleans) Started 8 games before being placed on IR (12/6) with a quad injury...Posted 30 tackles, 2 PD and the 1st sack of his career...Placed on injured reserve on 12/6...Was inactive due to a left quad injury in **game 12 at Was. (11/30)**...**2003 SEASON HIGHLIGHTS:** Started at LCB and posted 6 tackles (5 solo) in **game 8 vs. Car. (10/26)**...Started at LCB and posted 7 tackles (4 solo) in **game 6 vs. Chicago (10/12)**...Started at LCB and recorded 4 solo tackles, including 1 sack (the 1st of his career) in **game 2 vs. Hou. (9/14)**...Started at LCB and netted 4 solo tackles in the **season opener at Sea. (9/7)**.

2002: (with New Orleans) Started 7 games at LCB after being reinstated by the NFL...Recorded 28 tackles, 1 INT and 9 PD...**2002 SEASON HIGHLIGHTS:** Netted 6 tackles and 3 PD in **game 15 at Cin. (12/22)**...Recorded a season-high 9 tackles in **game 14 vs. Min. (12/15)**...Posted 3 tackles, an INT (which he returned for 25 yards) and 2 PD in **game 11 vs. Cle. (11/24)**.

2001: (with Minnesota) On the roster for 9 games, starting the final 8 at LCB...**2001 SEASON HIGHLIGHTS:** Posted a season-high 3 PD in **game 12 vs. Ten. (12/9)**...Notched a season-high 9 tackles in **game 10 vs. Chi. (11/25)**, games in which both teams were held to under 200 yards passing...Started 1st game as a Viking in **game 9 vs. NYG (11/19)** on Monday Night Football...Signed by Minnesota leading up to **game 8 at Phi. (11/11)** and was inactive for that game.

2000: (with Denver) Placed on reserve/suspended for entire season.

1999: (with Denver) Started at RCB in 14 games and finished the season ranked 5th on the team with 73 tackles...Posted 2 INTs, 1 FF and a team-high 12 PD...Inactive for final 2 games of the season with a right knee injury...**1999 SEASON HIGHLIGHTS:** Notched his 2nd INT of the season in **game 11 vs. Oak. (11/22)**, which he returned 34 yards to set up a Denver FG in a 27-21 OT win...Posted his 1st INT of the season and had 3 PD in **game 6 vs. GB (10/17)**.

DALE CARTER 24

1998: (with Kansas City) Played in 11 games with 9 starts at LCB...Posted 54 tackles (34 solo) and 2 INTs...Inactive for the final 2 games of the season with a recurring forearm injury...**1998 SEASON HIGHLIGHTS:** Returned to action in **game 12 vs. Ari. (11/29)** in a reserve role and had 5 tackles and 1 PD...Inactive in games 9-11 due to a forearm injury suffered in **game 8 vs. NYJ (11/1)**...Started in **game 6 at NE (10/11)** and posted 3 tackles before leaving the game after suffering a sprained right knee...Notched a team-high 10 tackles and 1 PD in the **season opener vs. Oak. (9/6)**.

1997: (with Kansas City) Saw action in 16 games, starting 15 and recording 77 tackles, 2 INTs and 9 PD on his way to earning his **4th consecutive trip to the Pro Bowl** and his 3rd-straight trip as a starter...Named 1st-team All-AFC by *Pro Football Weekly* and *Football News*.

1996: (with Kansas City) **Made his 3rd-straight trip to the Pro Bowl** after starting all 14 games in which he played (missed final 2 with a knee injury)...Led the team with 21 PD along with 3 INTs, 2 FFs and a FR...Ranked 5th on the team with 65 tackles...Named All-Pro by *The Sporting News* and was 2nd-team All-Pro by *AP* and *Football News*.

1995: (with Kansas City) Played in all 16 games with 14 starts and earned his **2nd-straight Pro Bowl berth**...A 1st-team All-NFL choice by *USA Today* and earned 2nd-team honors from the *AP*...Named 1st-team All-AFC by *Pro Football Weekly*...Led the Chiefs with 4 INTs and led the team for the 4th-straight season with 16 PD...Notched 70 tackles and had 9 special teams stops...**1995 SEASON HIGHLIGHTS:** Posted 4 INTs in a 3-game stretch, getting 1 in **game 9 vs. Was. (11/5)**, 2 in **game 8 vs. Den. (10/22)** and 1 in **game 7 vs. NE (10/15)**.

1994: (with Kansas City) Started all 16 games and earned his **1st Pro Bowl nod** as he ranked 3rd on the team with a **career-high 94 tackles**...Also posted 2 INTs and 15 PD...**1994 SEASON HIGHLIGHTS:** Returned 16 punts for 125 yards (7.8-yard avg.), with a season-long 42-yarder in **game 12 vs. Sea. (11/27)**...Posted an INT in **game 11 vs. Cle. (11/20)** and **game 3 at Atl. (9/18)**.

1993: (with Kansas City) Saw action in 15 games, starting 11 and ranked 8th on the team with 58 tackles (43 solo)...Also recorded 12 PD, 1 INT and a FF...Also ranked 6th in the AFC with 27 punt returns for 246 yards (9.1-yard avg.)...Blocked a PAT and had 10 special teams tackles.

1992: (with Kansas City) Played in all 16 games with 9 starts as a rookie...Won the Bert Bell trophy as the NFL Rookie of the Year...Named NFL Rookie of the Year by the *Pro Football Writers of America* and earned NFL Defensive Rookie of the Year honors from the *AP* and *Pro Football Weekly*...Named the *UPI* Rookie of the Year and named to virtually every All-Rookie team...Ranked 3rd in the AFC with 7 INTs as a rookie...**1992 SEASON HIGHLIGHTS:** Had a career-long 86-yard punt return for a score in **game 11 at Sea. (11/22)**...Scored a TD the 1st time he touched the ball in an NFL game by scoring on a 46-yard PR in his 1st-career game in the **season opener vs. SD (9/6)**.

COLLEGE, PERSONAL: Played FS and was a KR at Tennessee...Named 1st-team All-America as a senior...Played 2 seasons at Tennessee after transferring from Ellsworth (Iowa) CC...During career with Volunteers, had 108 tackles, 9 INTs and 10 PD, while averaging 27.7 yards on 44 KR and 9.9 yards on 53 PRs...Scored a TD on a KR and INT return...As a senior, Carter was an honorable mention All-America by the *AP*, Football Writers Association, *Football News* and Walter Camp...An All-SEC choice and a finalist for the Jim Thorpe Award...As a junior, Carter was an All-America choice by *The Sporting News* and a 2nd-team choice by the *AP* after leading the Vols' secondary with 50 tackles (41 solo) and 4 INTs...Was twice named 1st-team All-America at Ellsworth CC, setting a school career record with 17 INTs (11 as a freshman)...Returned 6 kicks for scores...He also averaged 13.1 yards on 29 PRs and recorded 58 tackles (43 solo) and had 5 INTs as a senior...Starred as a WR and KR at Newton County (Covington, GA) HS, as he led the team to a 10-1 record as a senior, returning a punt or kickoff for a TD in every contest that year...Brother is former Saints WR Jake Reed.

DID YOU KNOW?

That teammates Dale Carter and Deion Sanders are the only current players in the NFL to score a TD on a punt return, an INT return and as a WR.

DALE CARTER 24

2003

Game-by-Game Tackles

Saints

Date/Opp.	TT	Solo	As	INT	FF	FR	Sacks	PD
9/7 @ Sea.	4	4	0	0-0	0	0	0-0	0
9/14 vs. Hou.	4	4	0	0-0	0	0	1-1	2
9/27 @ Ten.	INACTIVE - LEG							
9/28 vs. Ind.	INACTIVE - LEG							
10/5 @ Car.	3	1	2	0-0	0	0	0-0	0
10/12 vs. Chi.	7	4	3	0-0	0	0	0-0	0
10/19 @ Atl.	3	3	0	0-0	0	0	0-0	0
10/26 vs. Car.	6	5	1	0-0	0	0	0-0	0
11/2 @ TB	2	1	1	0-0	0	0	0-0	0
11/16 vs. Atl.	INACTIVE - LEG							
11/23 @ Phi.	1	1	0	0-0	0	0	0-0	0
11/30 @ Was.	INACTIVE - LEG							
12/7 vs. TB	INJURED RESERVE							
12/14 vs. NYG	INJURED RESERVE							
12/21 @ Jax.	INJURED RESERVE							
12/28 vs. Dal.	INJURED RESERVE							
Totals	30	23	7	0-0	0	0	1-1	2

2001

Game-by-Game Tackles

Vikings

Date/Opp.	TT	Solo	As	INT	FF	FR	Sacks	PD
9/9 vs. Car.	OUT OF FOOTBALL							
9/23 @ Chi.	OUT OF FOOTBALL							
9/30 vs. TB	OUT OF FOOTBALL							
10/7 @ NO	OUT OF FOOTBALL							
10/14 vs. Det.	OUT OF FOOTBALL							
10/21 vs. GB	OUT OF FOOTBALL							
10/28 @ TB	OUT OF FOOTBALL							
11/11 @ Phi.	INACTIVE							
11/19 vs. NYG	2	1	1	0-0	0	0	0-0	1
11/25 vs. Chi.	9	7	2	0-0	0	0	0-0	1
12/2 @ Pit.	9	6	3	0-0	0	0	0-0	0
12/9 vs. Ten.	6	6	0	0-0	0	0	0-0	3
12/16 @ Del.	2	1	1	0-0	0	0	0-0	0
12/23 vs. Jax.	4	2	2	0-0	0	0	0-0	1
12/30 @ GB	3	3	0	0-0	0	0	0-0	0
1/7/02 @ Bal.	2	1	1	0-0	0	0	0-0	0
Totals	37	27	10	0-0	0	0	0-0	6

1998

Game-by-Game Tackles

Chiefs

Date/Opp.	TT	Solo	As	INT	FF	FR	Sacks	PD
9/6 vs. Oak.	10	8	2	0-0	0	0	0-0	1
9/13 @ Jax.	2	1	1	0-0	0	0	0-0	0
9/20 vs. SD	6	2	4	1-23	0	0	0-0	1
9/27 @ Phi.	7	2	5	0-0	0	0	0-0	3
10/4 vs. Sea.	4	2	2	1-0	1	0	0-0	1
10/11 @ NE	3	3	0	0-0	0	0	0-0	0
10/26 vs. Pit.	4	4	0	0-0	0	0	0-0	0
11/1 vs. NYJ	0	0	0	0-0	0	0	0-0	1
11/8 @ Sea.	INACTIVE - FOREARM							
11/16 vs. Den.	INACTIVE - FOREARM							
11/22 @ SD	INACTIVE - FOREARM							
11/29 vs. Ari.	5	4	1	0-0	0	0	0-0	1
12/6 @ Den.	6	5	1	0-0	0	0	0-0	0
12/13 vs. Dal.	7	3	4	0-0	0	0	0-0	1
12/20 @ NYG	INACTIVE - FOREARM							
12/26 @ Oak.	INACTIVE - FOREARM							
Totals	54	34	20	2-23	1	0	0-0	9

2002

Game-by-Game Tackles

Saints

Date/Opp.	TT	Solo	As	INT	FF	FR	Sacks	PD
9/8 @ TB	SUSPENDED							
9/15 vs. GB	SUSPENDED							
9/22 @ Chi.	SUSPENDED							
9/29 @ Det.	SUSPENDED							
10/6 vs. Pit.	SUSPENDED							
10/13 @ Was.	SUSPENDED							
10/20 vs. SF	SUSPENDED							
10/27 vs. Atl.	SUSPENDED							
11/10 @ Car.	2	2	0	0-0	0	0	0-0	3
11/17 @ Atl.	2	2	0	0-0	0	0	0-0	0
11/24 vs. Cle.	5	5	0	1-25	0	0	0-0	3
12/1 vs. TB	5	4	1	0-0	0	0	0-0	1
12/8 @ Bal.	INACTIVE - SHOULDER							
12/15 vs. Min.	9	8	1	0-0	0	0	0-0	0
12/22 @ Cin.	5	4	1	0-0	0	0	0-0	2
12/29 vs. Car.	0	0	0	0-0	0	0	0-0	0
Totals	28	25	3	1-25	0	0	0-0	9

1999

Game-by-Game Tackles

Broncos

Date/Opp.	TT	Solo	As	INT	FF	FR	Sacks	PD
9/13 vs. Mia.	5	3	2	0-0	0	0	0-0	0
9/19 @ KC	7	6	1	0-0	0	0	0-0	0
9/26 @ TB	6	5	1	0-0	0	0	0-0	0
10/3 vs. NYJ	5	3	2	0-0	0	0	0-0	1
10/10 @ Oak.	5	5	0	0-0	0	0	0-0	1
10/17 vs. GB	3	3	0	1-14	0	0	0-0	3
10/24 @ NE	6	5	1	0-0	0	0	0-0	1
10/31 vs. Min.	4	2	2	0-0	0	0	0-0	0
11/7 @ SD	4	4	0	0-0	1	0	0-0	1
11/14 @ Sea.	7	6	1	0-0	0	0	0-0	0
11/22 @ Oak	3	1	2	1-34	0	0	0-0	1
12/5 vs. KC	6	4	2	0-0	0	0	0-0	2
12/13 @ Jax.	4	4	0	0-0	0	0	0-0	2
12/19 vs. Sea.	8	6	2	0-0	0	0	0-0	0
12/25 @ Det.	INACTIVE - KNEE							
12/30 vs. SD	INACTIVE - KNEE							
Totals	73	57	16	2-48	1	0	0	12



DALE CARTER

DALE CARTER 24

1997

Game-by-Game Tackles

Chiefs

Date/Opp.	TT	Solo	As	INT	FF	FR	Sacks	PD
8/31 @ Den.	4	3	1	0-0	0	0	0-0	2
9/8 @ Oak.	4	2	2	1-9	0	0	0-0	0
9/14 vs. Buf.	3	1	2	0-0	0	0	0-0	0
9/21 @ Car.	8	6	2	0-0	0	0	0-0	3
9/28 vs. Sea.	7	4	3	0-0	0	0	0-0	0
10/5 @ Mia.	6	3	3	0-0	0	0	0-0	0
10/16 vs. SD	5	4	1	0-0	0	0	0-0	2
10/26 @ STL	2	2	0	0-0	0	0	0-0	0
11/3 vs. Pit.	4	4	0	0-0	0	0	0-0	0
11/9 @ Jax.	2	2	0	0-0	0	0	0-0	0
11/16 vs. Den.	5	5	0	0-0	0	0	0-0	0
11/23 @ Sea.	7	6	1	0-0	0	0	0-0	0
11/30 vs. SF	5	4	1	1-0	0	0	0-0	1
12/7 vs. Oak.	6	4	2	0-0	0	0	0-0	0
12/14 @ SD	7	4	3	0-0	0	0	0-0	1
12/21 vs. NO	2	1	1	0-0	0	0	0-0	0
Totals	77	55	22	2-9	0	0	0-0	9

Playoffs

1/4/98 vs. Den.	0	0	0	0-0	0	0	0-0	0
Totals	0	0	0	0-0	0	0	0-0	0

1995

Game-by-Game Tackles

Chiefs

Date/Opp.	TT	Solo	As	INT	FF	FR	Sacks	PD
9/3 @ Sea.	4	4	0	0-0	0	0	0-0	1
9/10 vs. NYG	2	1	1	0-0	0	0	0-0	1
9/17 vs. Oak.	4	4	0	0-0	0	0	0-0	0
9/24 @ Cle.	8	7	1	0-0	0	0	0-0	1
10/1 @ Ari.	8	3	5	0-0	0	0	0-0	1
10/9 vs. SD	4	3	1	0-0	0	0	0-0	2
10/15 vs. NE	4	3	1	1-16	0	0	0-0	1
10/22 @ Den.	3	2	1	2-29	0	0	0-0	2
11/5 vs. Was.	3	2	1	1-0	0	0	0-0	1
11/12 @ SD	4	4	0	0-0	0	0	0-0	1
11/19 vs. Hou.	1	1	0	0-0	0	0	0-0	1
11/23 @ Dal.	6	6	2	0-0	0	0	0-0	1
12/3 @ Oak.	5	3	2	0-0	0	0	0-0	0
12/11 @ Mia.	6	6	0	0-0	0	0	0-0	1
12/17 vs. Den.	1	1	0	0-0	0	0	0-0	0
12/24 vs. Sea.	5	4	1	0-0	0	0	0-0	2
Totals	70	54	16	4-45	0	0	0-0	16

Playoffs

1/7/96 vs. Ind.	1	1	0	0-0	0	0	0-0	1
Totals	1	1	0	0-0	0	0	0-0	1

1993

Game-by-Game Tackles

Chiefs

Date/Opp.	TT	Solo	As	INT	FF	FR	Sacks	PD
9/5 @ TB	7	6	1	0-0	0	0	0-0	2
9/12 @ Hou.	6	5	1	0-0	0	0	0-0	0
9/20 vs. Den.	3	2	1	0-0	0	0	0-0	1
10/3 vs. LA Rai.	1	1	0	0-0	0	0	0-0	1
10/10 vs. Cinc.	1	0	1	0-0	0	0	0-0	1
10/17 @ SD	9	7	2	0-0	0	0	0-0	1
10/31 @ Mia.	8	4	4	0-0	1	0	0-0	0
11/8 vs. GB	6	3	3	0-0	0	0	0-0	1
11/14 @ LA Rai.	5	5	0	0-0	0	0	0-0	1
11/21 vs. Chi.	3	2	1	0-0	0	0	0-0	0
11/28 vs. Buf.	3	3	0	1-0	0	0	0-0	2
12/5 @ Sea.	1	1	0	0-0	0	0	0-0	0
12/12 @ Den.	2	2	0	0-0	0	0	0-0	0
12/19 vs. SD	1	1	0	0-0	0	0	0-0	0
12/26 @ Min.	2	1	1	0-0	0	0	0-0	2
1/2/94 vs. Sea.	INJURED RESERVE - FOREARM							
Totals	58	43	15	1-0	1	0	0-0	12

Playoffs

1/8/94 Pit	INJURED RESERVE - FOREARM							
1/16/94 @ Hou.	INJURED RESERVE - FOREARM							
1/23/94 @ Buf.	INJURED RESERVE - FOREARM							
Totals	0	0	0	0	0	0	0-0	0

1996

Game-by-Game Tackles

Chiefs

Date/Opp.	TT	Solo	As	INT	FF	FR	Sacks	PD
9/1 @ Hou.	6	4	2	1-17	0	0	0-0	3
9/8 vs. Oak.	6	5	1	0-0	0	0	0-0	2
9/15 @ Sea.	7	6	1	0-0	0	0	0-0	1
9/22 vs. Den.	5	5	0	1-0	0	0	0-0	1
9/29 @ SD	2	1	1	0-0	0	0	0-0	3
10/7 vs. Pit.	8	8	0	1-0	1	1	0-0	1
10/17 vs. Sea.	4	3	1	0-0	0	0	0-0	0
10/27 @ Den.	3	3	0	0-0	0	0	0-0	0
11/3 @ Min.	3	2	1	0-0	0	0	0-0	3
11/10 vs. GB	5	3	2	0-0	1	0	0-0	2
11/17 vs. Chi.	4	4	0	0-0	0	0	0-0	1
11/24 vs. SD	5	4	1	0-0	0	0	0-0	2
11/28 @ Det.	6	6	0	0-0	0	0	0-0	1
12/9 @ Oak.	1	1	0	0-0	0	0	0-0	1
12/15 vs. Ind.	INACTIVE - KNEE							
12/22 @ Buf.	INACTIVE - KNEE							
Totals	65	55	10	3-17	2	1	0-0	21

1994

Game-by-Game Tackles

Chiefs

Date/Opp.	TT	Solo	As	INT	FF	FR	Sacks	PD
9/4 @ NO	10	5	5	0-0	0	0	0-0	3
9/11 vs. SF	6	5	1	0-0	0	0	0-0	1
9/18 @ Atl.	14	7	7	1-24	0	0	0-0	3
9/25 vs. LA Rai.	3	2	1	0-0	0	0	0-0	0
10/9 @ SD	7	5	2	0-0	0	0	0-0	0
10/17 @ Den.	5	2	3	0-0	0	0	0-0	1
10/23 vs. Sea.	3	2	1	0-0	0	0	0-0	0
10/30 @ Buf.	2	2	0	0-0	0	0	0-0	2
11/6 vs. LA Rai.	6	3	3	0-0	0	0	0-0	2
11/13 vs. SD	4	4	0	0-0	0	0	0-0	2
11/20 vs. Cle.	5	2	3	1-0	0	0	0-0	0
11/27 @ Sea.	4	2	2	0-0	0	0	0-0	0
12/4 vs. Den.	5	1	4	0-0	0	0	0-0	0
12/12 @ Mia.	7	2	5	0-0	0	0	0-0	1
12/18 vs. Hou.	11	5	6	0-0	1	0	0-0	0
12/24 @ LA Rai.	2	1	1	0-0	0	0	0-0	0
Totals	94	50	44	2-24	1	0	0-0	15

Playoffs

12/31 @ Mia.	5	5	0	0-0	0	0	0-0	0
Totals	5	5	0	0-0	0	0	0-0	0

1992

Game-by-Game Tackles

Chiefs

Date/Opp.	TT	Solo	As	INT	FF	FR	Sacks	PD
9/6 @ SD	1	1	0	1-3	0	0	0-0	1
9/13 vs. Sea.	1	1	0	0-0	0	0	0-0	1
9/20 @ Hou.	8	4	4	0-0	0	0	0-0	0
9/28 vs. LA Rai.	1	1	0	0-0	0	0	0-0	1
10/4 @ Den.	2	2	0	0-0	0	0	0-0	1
10/11 vs. Phi.	2	1	1	1-0	0	0	0-0	0
10/18 @ Dal.	2	1	1	1-10	0	0	0-0	2
10/25 vs. Pit.	4	4	0	0-0	0	0	0-0	0
11/8 vs. SD	7	5	2	1-0	0	0	0-0	0
11/15 vs. Was.	3	3	0	0-0	0	0	0-0	1
11/22 @ Sea.	2	0	2	1-0	0	0	0-0	2
11/28 @ NYJ	7	4	3	0-0	0	0	0-0	0
12/6 @ LA Rai.	5	5	0	1-16	0	0	0-0	2
12/13 vs. NE	5	5	0	0-0	0	0	0-0	2
12/19 @ NYG	4	1	3	0-0	0	0	0-0	1
12/27 vs. Den.	1	1	0	1-36	0	0	0-0	1
Totals	55	39	16	7-65	0	0	0-0	15

Playoffs

12/23 vs. SD	1	1	0	0-0	0	0	0-0	0
Totals	1	1	0	0-0	0	0	0-0	0

DALE CARTER

DALE CARTER 24

REGULAR SEASON

Year	TT	Solo	AS	INTs	FR	FF	TDs	Sacks	PD
<i>Kansas City</i>									
1992	55	39	16	7-65	0	0	0	0-0	15
1993	58	43	15	1-0	0	1	0	0-0	12
1994	94	50	44	2-24	0	1	0	0-0	15
1995	70	54	16	4-45	0	0	0	0-0	16
1996	65	55	10	3-17	1	2	0	0-0	21
1997	77	55	22	2-9	0	0	0	0-0	9
1998	54	34	20	2-23	0	1	0	0-0	9
Totals	473	330	143	21-183	1	5	0	0-0	97
<i>Denver</i>									
1999	73	57	16	2-48	0	1	0	0-0	12
2000	RESERVE/SUSPENDED								
Totals	73	57	16	2-48	0	1	0	0-0	12
<i>Minnesota</i>									
2001	37	27	10	0-0	0	0	0	0-0	6
Totals	37	27	10	0-0	0	0	0	0-0	6
<i>New Orleans</i>									
2002	28	25	3	1-25	0	0	0	0-0	9
2003	30	23	7	0-0	0	0	0	1-1	2
Totals	58	48	10	1-25	0	0	0	1-1	11
<i>Baltimore</i>									
2004	NON-FOOTBALL INJURY LIST - BLOOD CLOT								
Total	0	0	0	0-0	0	0	0	0-0	0
Career	641	462	179	24-256	2	6	0	1-1	126

CAREER SINGLE-GAME HIGHS (regular season)

Total Tackles:

14 (9/18/94 at Atl.)

Sacks:

1 (9/14/03 at Ten.)

Forced Fumbles:

1 6 times (last: 11/7/99 at SD)

Passes Defensed:

3 11 times (last: 11/10/02 at Car.)

Solo Tackles:

8 2 times (last: 9/6/98 vs. Oak.)

INTs:

2 (10/22/95 at Den.)

Fumble Recoveries:

1 (10/7/96 vs. Pit.)

POSTSEASON

Year	TT	Solo	AS	INTs	FR	FF	TDs	Sacks	PD
<i>Kansas City</i>									
1992	1	1	0	0-0	0	0	0	0-0	0
1994	5	5	0	0-0	0	0	0	0-0	0
1995	1	1	0	0-0	0	0	0	0-0	1
1997	0	0	0	0-0	0	0	0	0-0	0
Totals	7	7	0	0-0	0	0	0	0-0	1

DALE CARTER



DEVARD DARLING

WIDE RECEIVER

YEARS IN NFL: 2

HT: 6'1" WT: 215

COLLEGE: Washington State

HS: Stephen F. Austin (Houston, TX)

BORN: 4/16/82, Bahamas

JOINED RAVENS: Draft 3 (82nd), 2004

81

GAMES PLAYED/STARTED: (2004, 3/0) Total 3/0

TRANSACTIONS: Devard Darling was selected with the 82nd overall pick in the 3rd round of the 2004 NFL Draft...The pick was obtained on a draft-day trade with the Minnesota Vikings for the Ravens' 88th (3rd round), and 155th (5th round) overall selections in the 2004 draft...Darling was 1 of 13 WRs chosen in the 1st 3 rounds of the draft...He is the 7th WR drafted by the Ravens in franchise history and the 1st WR tabbed in the 3rd round by the Ravens.

PRO: Possesses superior speed and good hands...Saw action in 3 games as a rookie before being placed on IR with a heel injury on 10/29...Had 2 receptions for 5 yards in 3 games as a rookie.

2004: Saw action in 3 games as a rookie...Pulled in 2 receptions for 5 yards before being placed on IR on 10/29 with a heel injury...**2004 SEASON HIGHLIGHTS:** Was a game-day inactive in **game 6 vs. Buf. (10/24)** and **game 5 at Was. (10/10)**...Subbed both from scrimmage and on special teams in **game 4 vs. KC (10/4)**...Saw action off the bench and recorded his *1st-career reception*, finishing the game with 2 receptions for 5 yards in **game 3 at Cin. (9/26)**...Saw action in his *1st regular season NFL game* in **game 1 at Cle. (9/12)**...Did not record a reception, but did have a tackle after an INT against the Browns.

COLLEGE, PERSONAL: Finished his career with 106 receptions for 1,666 yards and 19 TDs, including 104 receptions and 1,630 yards and 18 TDs in his 2 years at Washington State...His 18-career TDs at WSU tied him for 2nd on the Cougars' all-time list and his 11 TD receptions in 2002 tied him for the most receiving TDs in a single season in school history...His 1,630 receiving yards ranked 11th on the school's all-time list...Transferred to Washington State in 2001 after his twin brother (Devaughn) and teammate at Florida State passed away...Top WR prospect out of Stephen F. Austin (Houston, TX) HS, earning 3 varsity letters...Named to the all-district team as a senior...Also earned 2 track and 1 basketball letter...Bahaman government celebrated "Devard Darling Day" with a parade 3 weeks after the Ravens drafted him...Left WSU with 1 year of eligibility remaining...Participated in a cooking course at ESPNZone with fellow rookies, as each Ravens player learned how to cook simple dishes (Sept. 2004)...Born 4/16/82 in the Bahamas...Along with Musa Smith, Devard visited John Archer School in Harford County, MD (school for children with disabilities) and led team drills, teaching football skills to over 200 students...Devard also participated in a high school coaching internship at McDonogh School during the 2005 offseason...Full name: Devard Loran Darling.

REGULAR SEASON

RECEIVING

Year	No.	Yds.	Avg.	LG	TD
2004	2	5	2.5	4	0
Totals	2	5	2.5	4	0

CAREER SINGLE-GAME HIGHS (regular season)

Receptions:

2 (9/26/04 at Cin.)


Yardage

5 (9/26/04 at Cin.)

Long Gain:

4 (9/26/04 at Cin.)

DEVARD DARLING



WILL DEMPS
SAFETY

YEARS IN NFL: 4
HT: 6'0" WT: 205
COLLEGE: San Diego State
HS: Highland (Palmdale, CA)
BORN: 11/7/79, Charleston, CA
JOINED RAVENS: Free Agent, 2002

47

GAMES PLAYED/STARTED: (2002, 14/10); (2003, 16/9); (2004, 16/16) **Total 46/35**

Playoffs (2003, 1/1) **Total 1/1**

TRANSACTIONS: Re-signed with the Baltimore Ravens on 4/13/05...Re-signed with the Ravens on 6/2/04...Signed with the Ravens as a rookie free agent on 4/25/02.


PRO: A former college walk-on who has developed into a ball-hawking pro...Has played in 46 regular season games, starting 35...Started all 16 games for the 1st time in his career in 2004, and produced a career-high 86 tackles, 14 PD, 2 sacks and 1 INT...Tough competitor, with good instincts who came out of nowhere as a rookie free agent in 2002, starting 10 games after missing the 1st 2 games of the season with an elbow injury...Started his 1st-career postseason game in 2003 and provided a memorable play as he picked off Steve McNair and returned a *postseason franchise-record 56 yards for a TD*...Saw action in all 16 regular season games, starting 9 in 2003 and recorded 59 tackles, 11 PD, 2 INTs and 1 FF...Played in 14 games, starting 10 in 2002...Posted 64 tackles (51 solo), 7 PD, 1 sack, 1 FF and 1 INT as a rookie...Also had 6 special teams tackles.

2004: Started all 16 games for the 1st time in his career, tying for 6th on the team (Gary Baxter) with 86 tackles, including 72 solo...Demps also recorded 8 PD, 2.5 sacks (-23.5 yards), 2 FFs, 2 FRs and 1 INT on the season...Notched career highs with 15 tackles, including 14 solo against the Bengals (12/5)...**2004 SEASON HIGHLIGHTS:** Was all over the field, posting 5 solo tackles, 1 FR, 1 PD and his 1st INT of the season in **game 15 at Pit. (12/26)**...Led the team and recorded a *career-high 15 tackles*, including 14 solo (previous high was 11) in **game 12 vs. Cin. (12/5)**...Posted 7 tackles (6 solo) and 1 PD, as the defense held an opponent without a TD pass for the 2nd-consecutive game in the 20-17 OT victory in **game 9 at NYJ (11/14)**...Had 5 solo tackles, including 1.5 sacks (-12.5 yards) and a PD in **game 8 vs. Cle. (11/7)**...Tied for the secondary lead with 5 tackles (4 solo) and had a FR (forced by Ed Hartwell) on the Ravens' 1-yard line in **game 7 at Phi. (10/31)**...Also posted 1 special teams tackle against the Eagles.

2003: Saw action in all 16 regular season games, starting 9 in 2003 and recorded 59 tackles, 11 PD, 2 INTs and 1 FF...Started his 1st-career postseason game in 2003 and provided a memorable play as he picked off Steve McNair and returned it a *postseason franchise-record 56 yards for a TD*...**2003 SEASON HIGHLIGHTS:** Posted 8 tackles (7 solo), 1 PD and an INT, which he returned a *postseason franchise-record 56 yards for a TD* in the **Wild Card loss vs. Ten. (1/3/04)**...Started at FS and recorded 4 tackles, 2 PD and recorded his 1st INT of the season as the Ravens' defense held the 49ers to 158 yards passing and forced 4 INTs in **game 12 vs. SF (11/30)**...Started at FS as the defense limited the league's No. 1-rated offense to just 121 yards in **game 9 at STL (11/9)**, posting 4 solo tackles, including 1 TFL and 1 PD against the Rams.

2002: Saw action in 14 games, starting 10, after making the team as a rookie free agent...Garnered 69 tackles (56 solo), 1 sack (-2 yards), 1 FF and 7 PD, including a *game-saving INT vs. Jax. (10/20)*...Also posted 6 special teams tackles...**2002 SEASON HIGHLIGHTS:** Started at FS in **week 6 vs. Jax. (10/20)**...Led the team with a *career-high 11 tackles (9 solo)* and had 2 PD...Also recorded his *1st-career INT*, with 3 seconds remaining in the game, on the Ravens' goal line to seal the victory...Started at FS in **game 3 vs. Den. (9/30)** on Monday Night Football in his *professional debut* and had 8 tackles, 2 PD and 2 special teams tackles...Was inactive in **game 2 against TB (9/15)** and for **game 1 at Car. (9/8)** due to a dislocated elbow suffered in the preseason finale.

COLLEGE, PERSONAL: Former walk-on who was a 2-year starter at S...Two-time All-Mountain



OFF THE FIELD

Along with Anthony Weaver and Gary Baxter, Will participated in the Ravens Football 101 program for defense, teaching fundamental football skills to over 300 women in November 2004.

WILL DEMPS 47

West 1st-team selection...Recorded 229 career tackles (135 solo), including 15 TFL, 9 PD and 5 INTs...Started all 11 games at SS as a senior...Earned 2nd consecutive 1st-team All-Mountain West honors...Posted 92 tackles, including a career-high 59 solo...Also recorded 3 PD and 2 INTs...Started all 11 games at SS as a junior...Earned 1st-team All-Mountain West honors...Finished 2nd on team and 6th in Mountain West with 97 tackles (51 solo)...Also had a career-high 5 PD and 2 INTs...Also led Aztecs with 15 TFL (-30 yards)...Opened season with 15 tackles (10 solo), including 3 TFL, earning MWC Player-of-the-Week...Posted 40 tackles (25 solo) and 1 INT as a sophomore...Recorded 1st-career INT and returned it 73 yards for a TD vs. Wyoming...Also had 5 tackles, including 1 TFL vs. the Cowboys...Played primarily on special teams as a red-shirt freshman...Majored in information decision systems...All-Conference football and basketball player at Highland (Palmdale, CA) HS...Ran for 600 yards on 60 carries and had nearly 700 yards receiving as senior...Also had 8 INTs and 4 punts for TDs...During the 2002 season, Demps participated in several Gatorade Jr. Training Camps, which helped teach the fundamentals of football to boys and girls between the ages of 7 to 14...He visited sick children at the University of Maryland Medicine's Children's Hospital and also provided a financial donation to the hospital...During the Ravens' Spring Football Festival, Will signed autographs for fans and participated in fan forums...He, along with Terry Jones, served as a coach for KIPPS at the Greenspring Middle School basketball fundraiser in May 2003...He was also the recipient of the Ravens Nest #3 1st annual Baltimore Ravens 110% Effort Award for 2003...The award is given to the player who shows tremendous effort on the field and in the community...Will, along with other Ravens players worked with the students in the Fresh Start program, assisting with various carpentry activities in the Living Classrooms program...Students produced a line of outdoor furniture, boats and custom projects...They also helped students focus on developing professional and interpersonal skills that will help them in their careers and their future endeavors...Donated a pool table to the Scotts Branch Police Athletic League in June 2004...Stayed afterwards to shoot a game with PAL members...Visited Living Classrooms educational facility in September 2004...Spoke to selected students at the Crossroads Middle School and worked with participants in the Fresh Start and Project S.E.R.V.E. programs...Participated in the Ravens Football 101 program for defense, teaching fundamental football skills to over 300 women (11/04)...Appeared at the National Multiple Sclerosis Society U.G.L.Y. Ball in November (2004) to salute restaurants for raising funds for the disease...Along with teammates, Dave



2004

Game-by-Game Tackles

Ravens

Date/Opp.	TT	Solo	AS	INT	FF	FR	Sacks	PD
9/12 @ Cle.	5	4	1	0-0	0	0	0-0	0
9/19 vs. Pit.	5	4	1	0-0	0	0	1-11	0
9/26 @ Cin.	6	5	1	0-0	0	0	0-0	1
10/4 vs. KC	6	5	1	0-0	0	0	0-0	0
10/10 @ Was.	1	1	0	0-0	0	0	0-0	0
10/24 vs. Buf.	7	5	2	0-0	0	0	0-0	1
10/31 @ Phi.	5	4	1	0-0	0	1	0-0	0
11/7 vs. Cle.	5	5	0	0-0	1	0.5-12.5	1	0
11/14 @ NYJ	7	6	1	0-0	0	0	0-0	1
11/21 vs. Dal.	5	4	1	0-0	0	0	0-0	1
11/28 @ NE	3	3	0	0-0	0	0	0-0	0
12/5 vs. Cin.	15	14	1	0-0	0	0	0-0	0
12/12 vs. NYG	4	2	2	0-0	1	0	0-0	0
12/19 @ Ind.	5	4	1	0-0	0	0	0-0	1
12/26 @ Pit.	5	5	0	1-0	0	1	0-0	1
1/2/05 vs. Mia.	2	1	1	0-0	0	0	0-0	1
Totals	86	72	14	1-0	2	2.5-23.5	8	6

WILL DEMPS

2003

Game-by-Game Tackles

Ravens

Date/Opp.	TT	Solo	AS	INT	FF	FR	Sacks	PD
9/7 @ Pit.	3	2	1	0-0	0	0	0-0	0
9/14 vs. Cle.	6	2	4	0-0	1	0	0-0	1
9/21 @ SD	8	7	1	0-0	0	0	0-0	2
9/28 vs. KC	1	0	1	0-0	0	0	0-0	0
10/12 @ Ari.	SAW ACTION ON SPECIAL TEAMS							
10/19 @ Cin.	0	0	0	0-0	0	0	0-0	0
10/26 vs. Den.	5	4	1	0-0	0	0	0-0	0
11/2 vs. Jax.	8	5	3	0-0	0	0	0-0	1
11/9 @ STL	4	4	0	0-0	0	0	0-0	1
11/16 @ Mia.	2	1	1	0-0	0	0	0-0	0
11/23 vs. Sea.	3	2	1	0-0	0	0	0-0	1
11/30 vs. SF	4	1	3	1-3	0	0	0-0	2
12/7 vs. Cin.	5	4	1	1-54	0	0	0-0	1
12/14 @ Oak.	4	4	0	0-0	0	0	0-0	0
12/21 @ Cle.	3	2	1	0-0	0	0	0-0	2
12/28 vs. Pit.	3	3	0	0-0	0	0	0-0	2
Totals	59	41	18	2-57	1	0	0-0	11
Playoffs								
1/3/04 vs. Ten.	8	7	1	1-56	0	0	0-0	1
Totals	8	7	1	1-56	0	0	0-0	1

WILL DEMPS 47


Zastudil, Daniel Wilcox and Darnell Dinkins, Demps spoke to 200 young men at Long Reach HS for a Ravens R.I.S.E. Assembly in December 2004...Participated in several youth football clinics at Super Bowl XXXIX in Jacksonville, FL and at the 2005 Pro Bowl...Has a website: willdemps.com...Full Name: Will Henry Demps Jr.

2002

Game-by-Game Tackles

Ravens

Date/Opp.	TT	Solo	AS	INT	FF	FR	Sacks	PD
9/8 @ Car.								
9/15 vs. TB								
9/30 vs. Den.	8	6	2	0-0	0	0	0-0	2
10/6 @ Cle.	6	6	0	0-0	0	0	0-0	1
10/13 @ Ind.	6	5	1	0-0	1	0	1-2	0
10/20 vs. Jax.	11	9	2	1-18	0	0	0-0	2
10/27 vs. Pit.	5	4	1	0-0	0	0	0-0	0
11/3 @ Atl.	4	2	2	0-0	0	0	0-0	0
11/10 vs. Cin.	9	7	2	0-0	0	0	0-0	0
11/17 @ Mia.	5	4	1	0-0	0	0	0-0	0
11/24 vs. Ten.	6	6	0	0-0	0	0	0-0	1
12/1 @ Cin.	4	3	1	0-0	0	0	0-0	0
12/8 vs. NO	0	0	0	0-0	0	0	0-0	0
12/15 @ Hou.	2	1	1	0-0	0	0	0-0	0
12/22 vs. Cle.	3	3	0	0-0	0	0	0-0	1
12/29 @ Pit.	0	0	0	0-0	0	0	0-0	0
Totals	69	56	13	1-18	1	0	1-2	7



WILL DEMPS

REGULAR SEASON

Year	TT	Solo	AS	INTs	FR	FF	TDs	Sacks	PD
2002	69	56	13	1-18	0	1	0	1-2	7
2003	59	41	18	2-57	0	1	0	0-0	11
2004	86	72	14	1-0	2	2	0	2.5-23.5	8
Totals	214	169	45	4-75	2	4	0	3.5-25.5	26

SPECIAL TEAMS TACKLES (19): 2002 (6); 2003 (9); 2004 (4)

CAREER SINGLE-GAME HIGHS (regular season)

Total Tackles:

15 (12/5/04 vs. Cin.)

Sacks:

1.5 (11/7/04 vs. Cle.)

Forced Fumbles:

1 4 times (last: 12/12/04 vs. NYG)

Passes Defensed:

2 5 times (last: 12/21/03 at Cle.)

Solo Tackles:

14 (12/5/04 vs. Cin.)

INTs:

1 4 times (last: 12/26/04 at Pit.)

Fumble Recoveries:

1 2 times (last: 12/26/04 at Pit.)

POSTSEASON

Year	TT	Solo	AS	INTs	FR	FF	TDs	Sacks	PD
2003	8	7	1	1-56	0	0	0	0-0	1
Totals	8	7	1	1-56	0	0	0	0-0	1

SPECIAL TEAMS TACKLES (1): 2003 (1)

WILL DEMPS



DARNELL DINKINS
TIGHT END
YEARS IN NFL: 4
HT: 6'2" WT: 255
COLLEGE: Pittsburgh
HS: Schenley (Pittsburgh, PA)
BORN: 1/20/77, Pittsburgh, PA
JOINED RAVENS: Free Agent, 2004

87

GAMES PLAYED/STARTED: (2002, 2/0); (2003, 7/0); (2004, 10/4) **Total 19/4**

Playoffs (2003, 1/1) **Total 1/1**

TRANSACTIONS: Re-signed with the Baltimore Ravens on 3/16/05...Signed to the Ravens' active roster from their practice squad on 10/29/04...Signed to the Ravens' practice squad on 10/2/04...Waived (injured) by the New York Giants on 7/28/04...Signed to the Giants' 53-man roster on 11/15/03...Signed to the Giants' practice squad on 9/2/03...Originally signed by the Giants as a rookie free agent on 2/6/02.

PRO: Strong, agile athlete who has a great work ethic...Pulled in 9 receptions for 94 yards and 1 TD with the Ravens in 2004...Also posted 3 special teams tackles...Had 2 receptions for 16 yards and posted 8 special teams tackles in 9 games with the Giants...Moved between TE and S while with New York...Was a standout special teams player with the Rhein Fire of NFL Europe in 2002 before being signed by the Giants.

2004: (with Baltimore) Played in 10 games, starting 4 (the 1st starts of his career), in his 1st year with the Ravens...Was a key contributor for Baltimore as he pulled in 9 receptions for 94 yards and 1 TD...Scored his 1st-career TD on a 17-yard pass from Kyle Boller vs. Dal. (11/21)...**2004 SEASON HIGHLIGHTS:** Subbed and hauled in 2 receptions for 25 yards (12.5 avg.) in the 30-23 victory in **game 16 vs. Mia. (1/2/05)**...Started in a 2-TE set and had 1 reception for 10 yards (good for a 1st down) in **game 14 at Ind. (12/19)**...Saw action from scrimmage (pulling in 1 reception for 5 yards) and recorded a special teams tackle in the 37-14 victory in **game 13 vs. NYG (12/12)**...Started and recorded his 1st reception as a Raven, finishing with a career-high 3 receptions for 40 yards in **game 10 vs. Dal. (11/21)**...Also pulled in his 1st-career TD (17 yards) vs. Dallas...Earned his *1st-career start*, but did not record 1 catch in **game 8 vs. Cle. (11/7)**...Signed to the active roster from the Ravens' practice squad on 10/29.

2003: (with NY Giants) Saw action in 7 games after being signed to the active roster from the practice squad in week 10...Finished the season with 2 receptions for 16 yards and 8 special teams tackles...**2003 SEASON HIGHLIGHTS:** Pulled in 2 receptions for 16 yards in the **season finale vs. Car. (12/28)**...Had a team-high 3 special teams tackles in **game 15 Dal. (12/21)**...Posted 2 special teams tackles in **game 11 at TB (11/24)**.

2002: (with NY Giants) Saw action in 2 games, missing the final 13 games after breaking a bone in his foot...Was inactive for games 4-7 before being placed on IR on 11/1...**2002 SEASON HIGHLIGHTS:** Made his NFL debut in the **season opener vs. SF (9/5)**...Had 1 special teams tackle before leaving the game with a foot injury in **game 3 vs. Sea. (9/22)**.

2001: (with Pittsburgh Colts) Dinkins played QB for the Pittsburgh Colts, a semi-pro football team.

COLLEGE, PERSONAL: Started at FS for 3 years while at Pittsburgh...Also saw time at WR and LB in college...Started all 11 games at FS, finishing 2nd on the team with 78 tackles (49 solo) in 1998...Also posted 6 PD, 2 QBHs and 1 FF...Came to the Panthers as a QB before shifting to the defensive backfield...Starred at QB and LB at Schenley (Pittsburgh, PA) HS...Earned City League MVP and by both the *Pittsburgh Post Gazette* and the *Pittsburgh Courier*, as well as being a member of the 1995 Big 33 Team as a senior...Rushed for 435 yards and 3 TDs on 26 carries, and threw 113 passes for 1,256 yards and 10 TDs as a senior...Also posted 86 tackles, 4 sacks and 4 FRs (1 for a TD)...One of the most active Ravens in the community, Dinkins visited Living Classrooms in October 2004, speaking to middle school students and participants in the Project S.E.R.V.E. and Fresh Start programs...He also helped refurbish homes with Sandtown Habitat for Humanity in the Ravens 6-week long project...Joined teammates and Police Athletic League members for the Ravens ESPN Zone Holiday Party in December 2004...Visited several schools throughout the year, including Carter G. Woodson, Forest Park HS and Youth in Transitions School...Also joined teammates for the Ravens R.I.S.E. Assembly at Long Reach HS...Born 1/20/77 in Pittsburgh, PA...Full name: Darnell Joseph Dinkins.

DARNELL DINKINS 87

2004

Game-by-Game

Ravens

Date/Opp.	Receiving					Rushing				
	Rec.	Yds	Avg.	LG	TDs	No.	Yds	Avg.	LG	TDs
9/12 @ Cle.										
9/19 vs. Pit.										
9/26 @ Cin.										
10/4 vs. KC										
10/10 @ Was.										
10/24 vs. Buf.										
10/31 @ Phi.	0	0	0.0	0	0	0	0	0.0	0	0
11/7 vs. Cle.	0	0	0.0	0	0	0	0	0.0	0	0
11/14 @ NYJ	0	0	0.0	0	0	0	0	0.0	0	0
11/21 vs. Dal.	3	40	13.3	17	1	0	0	0.0	0	0
11/28 @ NE	0	0	0.0	0	0	0	0	0.0	0	0
12/5 vs. Cin.	1	9	9.0	9	0	0	0	0.0	0	0
12/12 vs. NYG	1	5	5.0	5	0	0	0	0.0	0	0
12/19 @ Ind.	1	10	10.0	10	0	0	0	0.0	0	0
12/26 @ Pit.	1	5	5.0	5	0	0	0	0.0	0	0
1/2/05 vs. Mia.	2	25	12.5	18	0	0	0	0.0	0	0
Totals	9	94	10.4	18	1	0	0	0.0	0	0

2002

Game-by-Game

NY Giants


Date/Opp.	Receiving					Rushing				
	Rec.	Yds	Avg.	LG	TDs	No.	Yds	Avg.	LG	TDs
9/5 vs. SF	0	0	0.0	0	0	0	0	0.0	0	0
9/15 @ STL										
9/22 vs. Sea.	0	0	0.0	0	0	0	0	0.0	0	0
9/29 @ Ari.										
10/6 @ Dal.										
10/13 vs. Atl.										
10/28 @ Phi.										
11/3vs. Jax.										
11/10 @ Min.										
11/17 vs. Was.										
11/24 @ Hou.										
12/1 vs. Ten.										
12/8 @ Was.										
12/15 @ Dal.										
12/22 @ Ind.										
12/28 vs. Phi.										
Totals	0	0	0.0	0	0	0	0	0.0	0	0
Playoffs										
1/5/03 @ SF										
Totals	0	0	0.0	0	0	0	0	0.0	0	0

2003

Game-by-Game

NY Giants

Date/Opp.	Receiving					Rushing				
	Rec.	Yds	Avg.	LG	TDs	No.	Yds	Avg.	LG	TDs
9/7 vs. STL										
9/15 vs. Dal.										
9/21 @ Was.										
10/5 vs. Mia.										
10/12 @ NE										
10/19 vs. Phi.										
10/26 @ Min.										
11/2 @ NYJ										
11/9 vs. Atl.										
11/16 @ Phi.										
11/24 @ TB	0	0	0.0	0	0	0	0	0.0	0	0
11/30 vs. Buf.	0	0	0.0	0	0	0	0	0.0	0	0
12/7 vs. Was.	0	0	0.0	0	0	0	0	0.0	0	0
12/14 @ NO	0	0	0.0	0	0	0	0	0.0	0	0
12/21 @ Dal.	0	0	0.0	0	0	0	0	0.0	0	0
12/28 vs. Car.	2	16	8.0	10	0	0	0	0.0	0	0
Totals	2	16	8.0	10	0	0	0	0.0	0	0



REGULAR SEASON

RECEIVING

Year	No.	Yds.	Avg.	LG	TD
<i>NY Giants</i>					
2002	0	0	0.0	0	0
2003	2	16	8.0	10	0
Totals	2	16	8.0	10	0
<i>Baltimore</i>					
2004	9	94	10.4	18	1
Totals	9	94	10.4	18	1
Career	11	110	10.0	18	1

SPECIAL TEAMS TACKLES (3): 2004 (3)

CAREER SINGLE-GAME HIGHS (regular season)

Receptions:

3 (11/21/04 vs. Dal.)

Yardage:

40 (11/21/04 vs. Dal.)


Long Gain:

17 (11/21/04 vs. Dal.)

Touchdowns:

1 (11/21/04 vs. Dal.)

DARNELL DINKINS



DWAN EDWARDS
DEFENSIVE TACKLE

YEARS IN NFL: 2
HT: 6'3" WT: 315
COLLEGE: Oregon State
HS: Columbus (MT)
BORN: 5/16/81, Billings, MT
JOINED RAVENS: Draft 2 (51st), 2004

93

GAMES PLAYED/STARTED: (2004, 4/0) Total 4/0

TRANSACTIONS: Dwan Edwards was the 51st selection (2nd round) of the 2004 NFL Draft...Edwards is the 1st Raven to come out of Oregon State.

PRO: Dwan (pronounced Duh-wan) Edwards is a wide-bodied, strong lineman with good balance...Saw action in 4 games as a rookie, totalling 4 tackles.

2004: Saw action in 4 games as a rookie after being selected in the 2nd round (51st overall) in the 2004 draft...Saw 1st action in career and recorded 2 tackles, 1 solo in game 1 at Cle. (9/12)...Totaled 4 tackles for the year...**2004 SEASON HIGHLIGHTS:** Saw action off the bench, but did not record a tackle in the 30-23 victory in the season finale vs. Mia. (1/2/05)...Was a game-day inactive in games 12-15...Saw action off the bench, but did not record a tackle in game 11 at NE (11/28)...Was a game-day inactive in games 6-10...Saw action off the bench and had 2 tackles in game 5 at Was. (10/10)...Was a game-day inactive in games 2-4...Saw action in his 1st-career game and recorded 2 tackles, 1 solo in game 1 at Cle. (9/12).

COLLEGE, PERSONAL: Two-time All-Pac 10 Conference selection who recorded 159 tackles (88 solo) and 12.5 sacks (-93 yards)...A mainstay of the Beavers' DL since his sophomore year...Started 36 of 48 games...Registered 8 QB pressures, 3 FRs, 2 FFs and 3 PD while a Beaver...Beavers co-captain as senior...Played 3 positions at Columbus (MT) HS...Three-year starter on offense and defense and a 3-year All-Conference pick on offense and defense and a 2-year All-State selection as a LB on defense and a FB his senior year...Selected as an All-League TE as a sophomore and junior...Chosen to play in the Montana-North Dakota All-Star game and Montana East-West Shrine game...Two-year starter in basketball and 3-year letterman averaging 20 points a game as a junior and over 22 points a game as a senior...Double-digit rebounder...Named 1st-team All-League and All-State pick those years...Participated in track, placing 3rd in the district in shot put and 4th in the discus...Class president 3 years and member of the National Honor Society...Earned a 3.7 GPA...Graduated in 2003 from Oregon State with a degree in business administration (3.1 GPA)...Visited with fans at several Ravens Nests meetings...Dwan and his wife, Kelsey, have a daughter, Kaitlin (5) and a son, Dwan (1)...Full name: Dwan Sedaine Edwards.

2004
Game-by-Game Tackles

Ravens

Date/Opp.	TT	Solo	AS	INT	FF	FR	Sacks	PD
9/12 @ Cle.	2	1	1	0-0	0	0	0-0	0
9/19 vs. Pit.				INACTIVE				
9/26 @ Cin.				INACTIVE				
10/4 vs. KC				INACTIVE				
10/10 @ Was.	2	0	2	0-0	0	0	0-0	0
10/24 vs. Buf.				INACTIVE				
10/31 @ Phi.				INACTIVE				
11/7 vs. Cle.				INACTIVE				
11/14 @ NYJ				INACTIVE				
11/21 vs. Dal.				INACTIVE				
11/28 @ NE	0	0	0	0-0	0	0	0-0	0
12/5 vs. Cin.				INACTIVE				
12/12 vs. NYG				INACTIVE				
12/19 @ Ind.				INACTIVE				
12/26 @ Pit.				INACTIVE				
1/2/05 vs. Mia.	0	0	0	0-0	0	0	0-0	0
Totals	4	1	3	0	0	0	0	0

DWAN EDWARDS



DWAN EDWARDS 93

REGULAR SEASON

Year	TT	Solo	AS	Sacks	FR	FF	TDs	INTs	PD
2004	4	1	3	0-0	0	0	0	0-0	0
Totals	4	1	3	0-0	0	0	0	0-0	0

CAREER SINGLE-GAME HIGHS (regular season)

Total Tackles:

2 2 times (last: 10/10/04 at Was.)

Sacks:

0

Forced Fumbles:

0

Passes Defensed:

0

Solo Tackles:

1 (9/12/04 at Cle.)

INTs:

0

Fumble Recoveries:

0

DWAN EDWARDS



RAVENS PRONUNCIATION GUIDE

Kyle BollerBOWL-er
 Dwan Edwardsda-WAHN
 Aubrayo Franklinah-BRAY
 Maake Kemoeatuma-AH-kay
key-moy-AH-too
 Joe Maesemy-ES-say
 Ovie MughelliOH-vee
mah-HAY-lee
 Edwin Mulitalomoo-lee-TAHL-oh

Tony PashosPAHH-shos
 Alan RicardREE-card
 Brian RimpfRIMF
 Samari RolleROLL
 Musa SmithMOO-sah
 Thatcher Szalayzuh-LAY
 Adalius Thomasah-DAY-lus
 Keydrick VincentKEY-drik
 Dave ZastudilZAST-tuh-dill
 Matt Zielinskizuh-LIN-ski

DID YOU KNOW?

Dwan, who was the Ravens' 2nd-round draft choice in 2004, can continue the success of Baltimore's 2nd-round selections over the last few years. In 2002, the Ravens selected DE Anthony Weaver (52nd overall), who has started 46 of his 47 career games and has 190 career tackles entering 2005. In 2001, Baltimore tabbed CB Gary Baxter (62nd overall), who started 46 of his 57 career games with the Ravens, posting 291 tackles, 51 PD and 5 INTs while in a Ravens uniform.



MIKE FLYNN
CENTER

YEARS IN NFL: 8
HT: 6'3" WT: 305
COLLEGE: Maine
HS: Cathedral (Springfield, MA)
BORN: 6/15/74, Doylestown, PA
JOINED RAVENS: Free Agent, 1997

62

GAMES PLAYED/STARTED: (1997, 0/0); (1998, 3/0); (1999, 12/0); (2000, 16/16); (2001, 16/16); (2002, 15/15); (2003, 16/16); (2004, 9/5) **Total 87/68**

Playoffs (2000, 4/4); (2001, 2/2); (2003, 1/1) **Total 7/7**

TRANSACTIONS: Mike Flynn re-signed with the Ravens on 3/3/04...Signed with Baltimore as a rookie free agent on 4/25/97...Waived on 8/24/97...Signed by Tampa Bay to its practice squad on 8/27/97, then released on 9/2/97...Subsequently signed to Jacksonville's practice squad on 11/4/97 before being signed to Baltimore's active roster on 12/3/97.

PRO: The heart and soul of the Ravens' OL, Flynn missed the 1st 7 games of the 2004 season due to a fractured collarbone suffered on the last day of training camp...Returned to the lineup in game 8, playing in 9 games, starting 5 (4 at RG and 1 at C)...Started all 16 games at C in 2003 and helped Jamal Lewis set a franchise-record with 2,066 rushing yards, the 2nd most rushing yards in NFL history (Eric Dickerson - 2,105 in 1984)...Mike made the switch to center from RG in 2001, and the Ravens' offense didn't skip a beat...Flynn started all 16 regular-season games and 2 postseason games at C...His 1st full season as a starter (14 at RG and 2 at C) in 2000 resulted in a world championship...A tenacious, versatile competitor, Flynn started all 16 games in 2000, the 1st 16 starts of his career, plus all 4 playoff games...Has steadily developed since signing as a rookie free agent in 1997...Spent portions of his rookie season with Baltimore, Jacksonville and Tampa Bay.

2004: Significant cog on the OL...Missed 1st 7 games (inactive) with a fractured clavicle that occurred in training camp...Started 5 of the final 6 games at RG and C...Returned to his usual position at C for the final game of the season replacing Casey Rabach, who moved to LG...Had not missed a start at C since 2002, when he missed 1 game (ankle)...**2004 SEASON HIGHLIGHTS:** Started at C as Casey Rabach started at LG for an injured Edwin Mulitalo (torn left triceps) and helped pave the way for the Ravens to rush for 190 yards (4.6 ypc) in the **season finale vs. Mia. (12/05)**...The line did not allow a sack for the 2nd straight game in the 30-23 victory against Miami...Started at RG and helped open holes allowing the Ravens to rush for 160 yards, including 130 by Jamal Lewis in **game 14 at Ind. (12/19)**...Started at RG and helped open holes, allowing the Ravens to rush for 169 yards in **game 13 vs. NYG (12/12)**...Also helped protect Kyle Boller, allowing him to throw for 219 yards and a career-high 4 TDs against the Giants...Started at RG and helped open holes, allowing the Ravens to run for 192 yards, averaging 6.2 yards per rush in **game 12 vs. Cin. (12/5)**...Subbed at RG and helped protect Kyle Boller, allowing him to have an outstanding day, completing 57.5% of his passes (19-of-33) for 213 yards, 2 TDs and no INTs in the 20-17 OT victory in **game 9 at NYJ (11/14)**.

2003: Started all 16 regular season games and 1 postseason game at C and helped Jamal Lewis set a franchise-record with 2,066 rushing yards, the 2nd most rushing yards in NFL history (Eric Dickerson - 2,105 in 1984)...**2003 SEASON HIGHLIGHTS:** Started at C and helped to open holes, allowing the Ravens to rush for 276 yards, including 205 by Jamal Lewis, in the 35-0 victory in **game 15 at Cle. (12/21)**...Started and helped protect Anthony Wright, allowing him to throw for a career-high 319 yards and 4 TDs in a spectacular 44-41 OT come-from-behind victory in **game 11 vs. Sea. (11/23)**...Also helped to open holes to allow the Ravens to rush for 150 yards, including 117 by Jamal Lewis...Started and protected Kyle Boller, allowing him to complete 15 of 27 passes for 302 yards, Kyle's 1st-career 300-yard passing game, in **game 6 at Cin. (10/19)**...Started at C and helped open holes, allowing Jamal Lewis to rush for an NFL record 295 yards and 2 TDs in **game 2 vs. Cle.**



OFF THE FIELD

Mike helped distribute perishable and non-perishable items to over 2,000 families in Park Heights for Autumn Harvest 2004 in November.

MIKE FLYNN 62

(9/18)...Cleared the way for Lewis to average 9.8 yards per carry, and allowed the Ravens to rush for 343 yards as a team.

2002: Played and started in 15 games, missing 1 due to an ankle injury in 2002...**2002 SEASON HIGHLIGHTS:** Started in **game 16 at Pit. (12/29)**...Helped provide great pass protection, allowing QB Jeff Blake to complete 19 of 26 passes (73%) for 336 yards and 2 TDs for a season-high 108.7 passer rating...Started in **game 13 vs. NO (12/8)**...Helped protect, allowing Blake to complete 19 of 38 attempts for 316 yards and 2 TDs...Blake's 300-yard outing marked his 1st as a Raven, and the 1st by a Baltimore QB since Elvis Grbac threw for 326 yards at Cin. (9/23/01)...Started in **week 7 vs. Pit. (10/27)** and helped provide stellar pass protection for Blake, who started his 1st game as a Raven for injured Chris Redman (back)...The OL allowed only 1 sack in 50 pass attempts and helped Blake to complete 29 passes for 298 yards and 1 TD, and to rush for 1 more.

2001: Started all 16 regular season games and 2 postseason games at C...**2001 SEASON HIGHLIGHTS:** Started at C in 20-3 **Wild Card win at Mia. (1/13/02)**, as the OL paved the way for 226 rushing yards, the most in team-postseason history...Started in **game 16 vs. Min. (1/7/02)**, as the OL paved the way for a 2001 regular season-high 212 rushing yards...Started in **game 1 vs. Chi. (9/9)**, as the OL did not allow a sack in the 17-6 victory over the Bears.

2000: Started all 16 games, 2 at C and 14 at RG, then all 4 playoff games at RG...**2000 SEASON HIGHLIGHTS:** Started at RG in the Ravens' **Super Bowl XXXV win over the NYG (1/28/01)** when Jamal Lewis gained 102 yards rushing...Started at RG in Baltimore's 44-7 win in **game 13 vs. Cle. (11/26)**, as the Ravens rushed for 247 yards and did not allow a sack...**Made his 1st NFL start at C in game 7 at Was. (10/15)** for injured Jeff Mitchell (ankle)...Started at RG then switched to C in the first quarter of the Ravens' 15-10 win in **game 6 at Jax. (10/8)**...Made the switch after Mitchell suffered an ankle injury...Helped pave the way for 188 yards rushing in the 12-0 Ravens' shutout win in **game 5 at Cle. (10/1)**...**Made 1st pro start** at RG in the Ravens' 16-0 **opening-day win at Pit. (9/3)**, then switched to C in the second quarter after a knee injury to Mitchell.

1999: Played on special teams in 12 games, and entered 2 games at LG in a reserve role following a neck injury to Jonathan Ogden...**1999 SEASON HIGHLIGHTS:** Entered **game 5 at Ten. (10/10)** when Ogden left with a neck injury...Went in at LG and Everett Lindsay moved to Ogden's tackle spot...Won a game ball for his effort in **game 4 vs. Atl. (10/3)**.

1998: Played in the final 3 games, the 1st game action of his NFL career...**1998 SEASON HIGHLIGHTS:** Saw action at RG in the second half in **game 14 vs. Min. (12/13)**, his **1st NFL action**.

1997: Inactive for final 3 games after being signed to the Ravens' 53-man roster on 12/3...Was signed by Baltimore from Jax's practice squad...Was signed to Jax's practice squad after being released by the Ravens...Spent training camp with the Ravens after signing as a free agent on 4/25.

COLLEGE, PERSONAL: Earned 1st-team All-Yankee Conference honors at T. Maine's 1st, 1st-team choice since T Dan Jones in 1992...Four-year starter and team captain...Third-team All-Yankee Conference selection as a junior RT...Made switch from G, where he started in 1992 before suffering season-ending knee injury in 5th game of sophomore season...**Super Prep** All-America and All-Western Massachusetts choice as an OT and DT at Cathedral (Springfield, MA) HS...Recorded 9 sacks as a senior and helped lead squad to Western Massachusetts state title...Also lettered in basketball and baseball...Donated time to sign autographs at 1999 Toys for Tots Mall Finale where more than 50,000 toys were collected...Mike served dinners at the Johns Hopkins Children's House in Baltimore and donates his time to the Grant-A-Wish Foundation...Visited the children at the Ravens' Courage House, St. Vincent's Center, during the holidays...Holds a B.S. in sports management from the University of Maine...Enjoys visiting the St. Vincent's Center and participating in Ed Block-related events...Speaks to middle school children in Boca Raton, FL about education, and bases his speeches on the book "*Ark for Learning*" by Mark Hanson...Delivered food along with his OL teammates to inner city groups during Thanksgiving 2001...Traveled to Iceland with some of his Ravens teammates in May 2002 as part of an Iceland Air promotion...In September 2004, Flynn joined teammates at the Football 101 program at M&T Bank Stadium...Flynn spoke to over 300 women, teaching skills on the offensive side of the ball...Helped distribute perishable and non-perishable items to over 2,000 families in Park Heights for Autumn Harvest 2004 in November...Joined Matt Stover and Adalius Thomas at a movie screening of *Fat Albert* in December...Flynn and teammates invited Baltimore city youth to see the movie for the holidays...Married the former Mary Wells in the spring of 2003...Full name: Michael Patrick Flynn.



AUBRAYO FRANKLIN
DEFENSIVE TACKLE

YEARS IN NFL: 3
HT: 6'1" WT: 320
COLLEGE: Tennessee
HS: Science Hill (Johnson City, TN)
BORN: 8/27/80, Johnson City, TN
JOINED RAVENS: Draft 5a (146th), 2003

91

GAMES PLAYED/STARTED: (2003, 1/0); (2004, 6/0) **Total 7/0**

TRANSACTIONS: Aubrayo Franklin was selected with the 146th overall pick in the 5th round of the 2003 NFL Draft...Franklin was the 1st of 2 (Tony Pashos, 173rd overall) 5th-round selections for the Ravens in 2003.

PRO: Strong hitter with good foot speed who uses his hands well to shed blockers...Picked up valuable experience in 2004, seeing action in 6 games and posting 7 TT and 1 PD...Saw action in 1 game and recorded 1 tackle as a rookie.

2004: Played in 6 games in his 2nd year with the Ravens...Posted 7 tackles (3 solo) and 1 PD...**2004 SEASON HIGHLIGHTS:** Subbed and posted 2 tackles and 1 QB hit in the 37-14 victory in **game 13 vs. NYG (12/12)**...Was a game-day inactive in **games 5-11**...Saw action off the bench and recorded 1 tackle in **game 4 vs. KC (10/4)**...Subbed and recorded 1 tackle and 1 PD in the 23-9 win in **game 3 at Cin. (9/26)**...Saw action off the bench and posted 3 solo tackles, including 1 QB hit in 30-13 win in **game 2 vs. Pit. (9/19)**.

2003: Saw action in 1 game as a rookie, posting 1 tackle...**2003 SEASON HIGHLIGHTS:** Was inactive in the **Wild Card loss vs. Ten. (1/3/04)**...Was inactive in **games 8-16**...Played in his **1st-career game** in **game 7 vs. Den. (10/26)** and had 1 tackle...Inactive for **games 1-6**...Was allocated to the Frankfurt Galaxy of NFL Europe League and finished the 10-game season with 25 tackles (20 solo), 3 sacks and 3 PD as he assisted the Galaxy to a 7-3 record and an appearance in the NFL Europe Championship game.

COLLEGE, PERSONAL: Finished his Tennessee career with 70 tackles (42 solo), 2 sacks and 5 TFL...Forced his way into the starting lineup for the final 8 games at DT as a senior...Recorded 56 tackles (36 solo) with 2 sacks for minus-18 yards and 5 TFL of 24 total yards...Had 1 PD and led the team with 10 QB pressures...Tackled Ravens teammate RB Musa Smith for a 4-yard loss in game against Georgia...Posted a career-high 10 tackles (7 solo) with a half-sack for a 3-yard loss and a pressure vs. South Carolina...In Peach Bowl vs. Maryland and final collegiate game, tallied 4 tackles (3 solo)...Played in every game as a reserve DT, making 14 tackles (6 solo) as a junior...Two-year starter at DT for Itawamba (Fulton, MS) Community College...Named All-State and selected Mississippi's Most Valuable DL in 2000...Recorded 75 tackles with 12 sacks as a sophomore...Attended Science Hill (Johnson City, TN) HS...All-Conference and All-State LB who recorded 180 tackles as a senior...Arts and Sciences major...Name is pronounced ah-BRAY...Full name: Aubrayo Razyo Franklin.



AUBRAYO FRANKLIN 91

2004

Game-by-Game Tackles

Ravens

Date/Opp.	TT	Solo	AS	INT	FF	FR	Sacks	PD
9/12 @ Cle.				INACTIVE				
9/19 vs. Pit.	3	3	0	0-0	0	0	0-0	0
9/26 @ Cin.	1	0	1	0-0	0	0	0-0	1
10/4 vs. KC	1	0	1	0-0	0	0	0-0	0
10/10 @ Was.				INACTIVE				
10/24 vs. Buf.				INACTIVE				
10/31 @ Phi.				INACTIVE				
11/7 vs. Cle.				INACTIVE				
11/14 @ NYJ				INACTIVE				
11/21 vs. Dal.				INACTIVE				
11/28 @ NE				INACTIVE				
12/5 vs. Cin.	0	0	0	0-0	0	0	0-0	0
12/12 vs. NYG	2	0	2	0-0	0	0	0-0	0
12/19 @ Ind.	0	0	0	0-0	0	0	0-0	0
12/26 @ Pit.				INACTIVE				
1/2/05 vs. Mia.				INACTIVE				
Totals	7	3	4	0-0	0	0	0-0	1

AUBRAYO FRANKLIN

2003

Game-by-Game Tackles

Ravens

Date/Opp.	TT	Solo	AS	INT	FF	FR	Sacks	PD
9/7 @ Pit.				INACTIVE				
9/14 vs. Cle.				INACTIVE				
9/21 @ SD				INACTIVE				
9/28 vs. KC				INACTIVE				
10/12 @ Ari.				INACTIVE				
10/19 @ Cin.				INACTIVE				
10/26 vs. Den.	1	1	0	0-0	0	0	0-0	0
11/2 vs. Jax.				INACTIVE				
11/9 @ STL				INACTIVE				
11/16 @ Mia.				INACTIVE				
11/23 vs. Sea.				INACTIVE				
11/30 vs. SF				INACTIVE				
12/7 vs. Cin.				INACTIVE				
12/14 @ Oak.				INACTIVE				
12/21 @ Cle.				INACTIVE				
12/28 vs. Pit.				INACTIVE				
Totals	1	1	0	0-0	0	0	0-0	0
Playoffs								
1/3/04 vs. Ten.				INACTIVE				
Totals	0	0	0	0-0	0	0	0-0	0

REGULAR SEASON

Year	TT	Solo	AS	Sacks	FR	FF	TDs	INTs	PD
2003	1	1	0	0-0	0	0	0	0-0	0
2004	7	3	4	0-0	0	0	0	0-0	1
Totals	8	4	4	0-0	0	0	0	0-0	1

CAREER SINGLE-GAME HIGHS (regular season)

Total Tackles:

3 (9/19/04 vs. Pit.)

Sacks:

None

Forced Fumbles:

None

Passes Defensed:

None

Solo Tackles:

3 (9/19/04 vs. Pit.)

INTs:

None

Fumble Recoveries:


None

AUBRAYO FRANKLIN



RAVENS FRANCHISE FIRSTS

EVENT	OPPONENT	DATE	LOCATION
First Win	Oakland Raiders	9/1/96	Memorial Stadium
First Loss	Pittsburgh Steelers	9/8/96	Three Rivers Stadium
First Reception	Oakland Raiders	9/1/96	Memorial Stadium
(Vinnie Testaverde to TE Brian Kinchen 27 Yards - 1st quarter)			
First Touchdown	Oakland Raiders	9/1/96	Memorial Stadium
(Vinnie Testaverde 9 Yard Run - 1st quarter)			
First Interception	Oakland Raiders	9/1/96	Memorial Stadium
(Ray Lewis - 2nd quarter)			
First Field Goal	Oakland Raiders	9/1/96	Memorial Stadium
(Matt Stover, 25 yards - 2nd quarter)			



RODERICK GREEN
OUTSIDE LINEBACKER

YEARS IN NFL: 2
HT: 6'2" WT: 245
COLLEGE: Central Missouri St.
HS: Brenham (TX)
BORN: 4/26/82, Brenham, TX
JOINED RAVENS: Draft 5 (153rd), 2004

54

GAMES PLAYED/STARTED: (2004, 9/0) Total 9/0

TRANSACTIONS: Roderick Green was a 5th-round selection by the Ravens (153rd overall) in the 2004 draft...Baltimore selected Green at the 153rd position in a trade with Miami for the Ravens' 5th (160th) and 7th (222nd) selections in 2004.

PRO: Versatile, athletic LB who gained valuable experience as a rookie...Superior pass rusher with a quick burst off the line and power...Saw action in 9 games as a rookie, providing depth at LB and solid special teams play...Posted 1 tackle from scrimmage and 5 special teams tackles in 2004.

2004: Saw action in 9 games as a rookie, playing both on special teams and from scrimmage...Green made 5 special teams tackles and 1 from scrimmage...**2004 SEASON HIGHLIGHTS:** Saw action on special teams and recorded 1 tackle in **game 15 at Pit. (12/26)**...Played on special teams and recorded a tackle in the 37-14 victory in **game 13 vs. NYG (12/12)**...Saw action on special teams in **game 12 vs. Cin. (12/5)**...Recorded his *1st-career tackle from scrimmage* and netted 1 special teams tackle in the 30-10 win in **game 10 vs. Dal. (11/21)**...Saw action from scrimmage and had 1 special teams tackle in **game 6 vs. Buf. (10/24)**...Played on special teams in **game 5 at Was. (10/10)**...Saw the *1st NFL action of his career* on special teams in **game 4 vs. KC (10/4)**.

COLLEGE, PERSONAL: Received numerous honors as a senior at CMSU, including *All-American 1st-team selection (American Football Coaches Association) and NFL Draft Report*...Earned *Little All-American 3rd-team honors from the Associated Press*...A 2-year standout for the Mules...Started 23 games, totaling 114 tackles (74 solo) with 13 sacks (-111 yards)...Posted 3 FRs, 4 FFs and had 4 PD...Transferred from Blinn Junior College in 2002...Earned *All-American and All-Conference honors for Coach Everett Todd at Blinn (TX) Junior College*...Two-year standout as a DE starting 8 games in 2001...Started 10 games at DE in his 1st year at Blinn (TX) Junior College...Physical education major...Holds the CMSU all-time record in power cleans, putting up 350 pounds...Attended Brenham (TX) HS, lettering 3 times as a DT...All conference choice at DT as a senior...Lettered in basketball...Born 4/26/82 in Brenham, TX...Full name: Roderick Oneil Green.



RODERICK GREEN 54



2004

Game-by-Game Tackles

Ravens

Date/Opp.	TT	Solo	AS	INT	FF	FR	Sacks	PD
9/12 @ Cle.				INACTIVE				
9/19 vs. Pit.				INACTIVE				
9/26 @ Cin.				INACTIVE				
10/4 vs. KC				SAW ACTION ON SPECIAL TEAMS				
10/10 @ Was.				SAW ACTION ON SPECIAL TEAMS				
10/24 vs. Buf.	0	0	0	0-0	0	0	0-0	0
10/31 @ Phi.				INACTIVE				
11/7 vs. Cle.				INACTIVE				
11/14 @ NYJ				INACTIVE				
11/21 vs. Dal.	1	1	0	0-0	0	0	0-0	0
11/28 @ NE	0	0	0	0-0	0	0	0-0	0
12/5 vs. Cin.				SAW ACTION ON SPECIAL TEAMS				
12/12 vs. NYG				SAW ACTION ON SPECIAL TEAMS				
12/19 @ Ind.				INACTIVE				
12/26 @ Pit.				SAW ACTION ON SPECIAL TEAMS				
1/2/05 vs. Mia.				SAW ACTION ON SPECIAL TEAMS				
Totals	1	1	0	0-0	0	0	0-0	0

RODERICK GREEN

REGULAR SEASON

Year	TT	Solo	AS	INTs	FR	FF	TD	Sacks	PD
2004	1	1	0	0-0	0	0	0	0-0	0
Totals	1	1	0	0-0	0	0	0	0-0	0

SPECIAL TEAMS TACKLES (5): 2004 (5)

CAREER SINGLE-GAME HIGHS (regular season)

Total Tackles:

1 (11/21/04 vs. Dal.)

Sacks:

0

Forced Fumbles:

0

Passes Defensed:

0

Solo Tackles:

1 (11/21/04 vs. Dal.)


INTs:

0

Fumble Recoveries:

0

RODERICK GREEN



DID YOU KNOW?

In 2004, the NFL average for rushing yards per play allowed was 4.14. The Ravens' defense ranked 2nd in the NFL in 2004 in rushing average allowed. Baltimore's opponents rushed 469 times for 1,681 yards for an average of 3.6 yards per rush.



KELLY GREGG
DEFENSIVE TACKLE
YEARS IN NFL: 6
HT: 6'0" WT: 310
COLLEGE: Oklahoma
HS: Edmond (OK)
BORN: 11/1/76, Wichita, KS
JOINED RAVENS: Free Agent, 2000

97

GAMES PLAYED/STARTED: (2001, 8/1); (2002, 16/16); (2003, 16/15); (2004, 14/14) **Total 54/46**

Playoffs: (2001, 2/0); (2003, 1/1) **Total 3/1**

TRANSACTIONS: Kelly Gregg signed a contract extension with the Ravens on 12/29/03...Signed to the active roster on 2/12/01...Signed to the Ravens' practice squad on 9/13/00...Waived by the Philadelphia Eagles on 9/12/00...Signed by the Eagles on 12/8/99...Waived by the Bengals on 9/6/99, then signed to their practice squad on 9/8/99...Was originally selected by Cincinnati in the 6th round of the 1999 draft (173rd overall).

PRO: One of the most underrated players in the NFL, Kelly Gregg is a fearless competitor with a non-stop motor...A supreme technician who is the heart and soul of the Ravens' DL...Tied for 4th on the team (Ed Reed) with 89 tackles (54 solo), 1.5 sacks, 2 PD, 1 FF and 1 FR in 2004...Finished 4th on the team with a **career-high 104 tackles** and posted 3 sacks and 1 FR in 2003...Enjoyed a breakout year in 2002 when he started all 16 games at NT...Played in 8 games, starting 1 in 2001...Contributed 19 tackles, including 10 solo...Allocated to the Rhein Fire of the NFL Europe League in spring 2001...Led the team with 6 sacks, 3 FFs and finished 3rd with 40 tackles and 3 PD.

2004: Finished tied for 4th on the team (Ed Reed) with 89 tackles (54 solo), posted 1.5 sacks (-5.5 yards), 2 PD, 1 FF and 1 FR...Started 13 games at NT and 1 at RDT at NE (11/28)...Inactive (knee) vs. **Pit. (9/19)** and in **game 3 at Cin. (9/26)**...**2004 SEASON HIGHLIGHTS:** Led the DL with 8 tackles, including 1 TFL in **game 14 at Ind. (12/19)**...Led the DL with 10 tackles (6 solo) and 1 QB hit in the 30-10 win in **game 10 vs. Dal. (11/21)**...Led the DL with 8 tackles (5 solo), had 1 PD and 1.5 sacks (-5.5 yards) in the 20-17 OT victory in **game 9 at NYJ (11/14)**...Posted 5 tackles and stuffed the line as the Ravens held the Redskins to 107 total yards (2nd-lowest total in team history), including just 52 yards rushing in **game 5 at Was. (10/10)**...Was inactive in games 2 and 3 (knee).

2003: Played in 16 regular season games, starting 15, and started in the Ravens' Wild Card loss to Tennessee...Finished 4th on the team with a **career-high 104 tackles** (78 solo) and had 3 sacks and 1 FR...**2003 SEASON HIGHLIGHTS:** Posted 10 tackles, including 7 solo, 1 QB hit and helped to disrupt the Steelers' running game, holding them to 56 rushing yards in the **season finale vs. Pit. (12/28)**...Continually disrupted the Seahawks' running game with 7 tackles (6 solo) and 1 sack (-5 yards) in **game 11 vs. Sea. (11/23)**...Started and posted 7 tackles (5 solo) and his 1st sack of the season (-4 yards) in **game 4 vs. KC (9/28)**...Started and had 8 tackles (6 solo) and 1 QB hit in the 24-10 win in **game 3 at SD (9/21)**...Started at NT in **game 1 at Pit. (9/7)**...Posted 8 tackles (6 solo) and 1 FR (led to a Ravens' TD).

2002: Played and started all 16 games at NT in 2002, his 1st full NFL season as a starter...Finished 6th on the team and **led the defensive line with 90 tackles (61 solo)**...Added 2 sacks for 13 yards...**2002 SEASON HIGHLIGHTS:** Posted 10 tackles (6 solo) and 1 sack (-9 yards) in **game 13 vs. NO (12/8)**...Led DL with 6 tackles (4 solo), including 1 TFL in **game 10 at Mia. (11/17)**...Had 6 tackles (4 solo) and his 1st sack of the season (-5 yards) in **game 5 at Ind. (10/13)**...Posted 3 tackles in 26-21 win in **game 4 at Cle. (10/6)**...Started in **game 2 vs. TB (9/15)**...Had 6 tackles (4 solo), including 1 for loss and 2 QB hits against the Bucs...Started in **game 1 at Car. (9/8)**...Was 3rd on the team with 6 tackles (6 solo) at the Panthers.




OFF THE FIELD
 Kelly was voted the "Ravens Extra Effort Award" winner for the 2003 season by Ravens Roost #7.

KELLY GREGG 97

2001: Saw action in 8 games, starting 1, during the regular season, and played in both playoff games...Finished the season with 19 tackles (10 solo)...**2001 SEASON HIGHLIGHTS:** Recorded 4 tackles (2 solo) and 1 PD in 14 plays in 22-10 loss in **game 15 at TB (12/29)**...Played on 17 defensive snaps in his 1st-career start, recording 4 tackles (3 solo), including his *1st-career sack*, in 27-17 loss in **game 10 vs. Cle. (11/18)**...The tackles were the 1st of his career...Inactive for 3 games...Played on 3 defensive snaps, in 31-23 loss in **game 5 at GB (10/14)**...Inactive for the 1st 4 games of the season.

COLLEGE, PERSONAL: Recorded 117 tackles during his senior season at Oklahoma in 1998, including a Big 12-leading and Sooner record 24 TFL...He also tallied 9 sacks...Led the Sooners DL in tackles his final 2 seasons with 117 (1998) and 98 (1997) becoming 1st DL to do so in 30 years...Sociology major at Oklahoma...Was named to All-State team each of his final 2 seasons at Edmond (OK) HS...The *Daily Oklahoman* named him the city's Defensive Player of the Year...Also was a top heavy-weight wrestler in nation and a 3-time state champion...Volunteered at the Baltimore City Clay Works in 2002...Also helped coach at the 2002 Little League Gatorade Football Camp...Visited children at the University of Maryland Hospital during the holidays in December 2003...Kelly was voted as the "Ravens Extra Effort Award" winner for the 2003 season by Ravens Roost #7 in Hagerstown, MD...Full Name: Kelly Michael Gregg.



2004

Game-by-Game Tackles

Ravens

Date/Opp.	TT	Solo	AS	INT	FF	FR	Sacks	PD
9/12 @ Cle.	3	2	1	0-0	0	0	0-0	0
9/19 vs. Pit.	INACTIVE - KNEE							
9/26 @ Cin.	INACTIVE - KNEE							
10/4 vs. KC	7	6	1	0-0	0	0	0-0	0
10/10 @ Was.	5	2	3	0-0	0	0	0-0	0
10/24 vs. Buf.	8	4	4	0-0	0	0	0-0	0
10/31 @ Phi.	8	5	3	0-0	0	0	0-0	0
11/7 vs. Cle.	3	1	2	0-0	0	0	0-0	0
11/14 @ NYJ	8	5	3	0-0	0	0	1.5-5.5	1
11/21 vs. Dal.	10	6	4	0-0	0	0	0-0	0
11/28 @ NE	5	3	2	0-0	0	0	0-0	0
12/5 vs. Cin.	6	4	2	0-0	0	0	0-0	0
12/12 vs. NYG	7	4	3	0-0	1	1	0-0	1
12/19 @ Ind.	8	5	3	0-0	0	0	0-0	0
12/26 @ Pit.	6	2	4	0-0	0	0	0-0	0
1/2/05 vs. Mia.	5	5	0	0-0	0	0	0-0	0
Totals	89	54	35	0-0	1	1	1.5-5.5	2

2003

Game-by-Game Tackles

Ravens

Date/Opp.	TT	Solo	AS	INT	FF	FR	Sacks	PD
9/7 @ Pit.	8	6	2	0-0	0	1	0-0	0
9/14 vs. Cle.	4	2	2	0-0	0	0	0-0	0
9/21 @ SD	8	6	2	0-0	0	0	0-0	0
9/28 vs. KC	7	5	2	0-0	0	0	1-4	0
10/12 @ Ari.	5	2	3	0-0	0	0	1-6	0
10/19 @ Cin.	5	5	0	0-0	0	0	0-0	0
10/26 vs. Den.	4	2	2	0-0	0	0	0-0	0
11/2 vs. Jax.	9	6	3	0-0	0	0	0-0	0
11/9 @ STL	4	4	0	0-0	0	0	0-0	0
11/16 @ Mia.	6	5	1	0-0	0	0	0-0	0
11/23 vs. Sea.	7	6	1	0-0	0	0	1-5	0
11/30 vs. SF	7	6	1	0-0	0	0	0-0	0
12/7 vs. Cin.	5	4	1	0-0	0	0	0-0	0
12/14 @ Oak.	9	7	2	0-0	0	0	0-0	0
12/21 @ Cle.	6	5	1	0-0	0	0	0-0	0
12/28 vs. Pit.	10	7	3	0-0	0	0	0-0	0
Totals	104	78	26	0-0	0	1	3-15	0
Playoffs								
1/3/04 vs. Ten.	6	2	4	0-0	0	0	0-0	0
Totals	6	2	4	0-0	0	0	0-0	0

KELLY GREGG

KELLY GREGG 97

2002

Game-by-Game Tackles

Ravens

Date/Opp.	TT	Solo	AS	INT	FF	FR	Sacks	PD
9/8 @ Car.	6	6	0	0-0	0	0	0-0	0
9/15 vs. TB	7	4	3	0-0	0	0	0-0	0
9/30 vs. Den.	1	0	1	0-0	0	0	0-0	0
10/6 @ Cle.	3	2	1	0-0	0	0	0-0	0
10/13 @ Ind.	6	4	2	0-0	0	0	1-4	0
10/20 vs. Jax.	5	2	3	0-0	0	0	0-0	0
10/27 vs. Pit.	6	5	1	0-0	0	0	0-0	0
11/3 @ Atl.	7	7	0	0-0	0	0	0-0	0
11/10 vs. Cin.	6	2	4	0-0	0	0	0-0	0
11/17 @ Mia.	6	4	2	0-0	0	0	0-0	0
11/24 vs. Ten.	5	3	2	0-0	0	0	0-0	0
12/1 @ Cin.	6	4	2	0-0	0	0	0-0	0
12/8 vs. NO	10	6	4	0-0	0	0	1-9	0
12/15 @ Hou.	5	5	0	0-0	0	0	0-0	0
12/22 vs. Cle.	5	3	2	0-0	0	0	0-0	0
12/29 @ Pit.	6	4	2	0-0	0	0	0-0	0
Totals	90	61	29	0-0	0	0	2-14	0

KELLY GREGG

2001

Game-by-Game Tackles

Ravens

Date/Opp.	TT	Solo	AS	INT	FF	FR	Sacks	PD
9/9 vs. Chi.				INACTIVE				
9/23 @ Cin.				INACTIVE				
9/30 @ Den.				INACTIVE				
10/7 vs. Ten.				INACTIVE				
10/14 @ GB	0	0	0-0	0	0	0	0-0	0
10/21 @ Cle.				INACTIVE				
10/28 vs. Jax.				INACTIVE				
11/4 @ Pit.				INACTIVE				
11/12 @ Ten.				INACTIVE				
11/18 vs. Cle.	4	3	1	0-0	0	0	1-7	0
11/25 @ Jax.	2	1	1	0-0	0	0	0-0	0
12/2 vs. Ind.	3	2	1	0-0	0	0	0-0	0
12/16 vs. Pit.	0	0	0	0-0	0	0	0-0	0
12/23 vs. Cin.	4	2	2	0-0	0	0	0-0	1
12/29 @ TB	4	2	2	0-0	0	0	0-0	0
1/7/02 vs. Min.	2	0	2	0-0	0	0	0-0	0
Totals	19	10	9	0-0	0	0	1-7	1

Playoffs

1/13/02 @ Mia.	0	0	0	0-0	0	0	0-0	0
1/20/02 @ Pit.	4	3	1	0-0	0	0	0-0	0
Totals	4	3	1	0-0	0	0	0-0	0

REGULAR SEASON

Year	TT	Solo	AS	Sacks	FR	FF	TDs	INTs	PD
2001	19	10	9	1-7	0	0	0	0-0	1
2002	90	61	29	2-14	0	0	0	0-0	0
2003	104	78	26	3-15	1	0	0	0-0	0
2004	89	54	35	1.5-5.5	1	1	0	0-0	2
Totals	302	203	99	7.5-41.5	2	1	0	0-0	3

CAREER SINGLE-GAME HIGHS (regular season)

Total Tackles:

10 3 times (last: 11/21/04 vs. Dal.)

Sacks:

1.5 (11/14/04 at NYJ)

Forced Fumbles:

1 (12/12/04 vs. NYG)

Passes Defended:

1 3 times (last: 12/12/04 vs. NYG)

Solo Tackles:

7 3 times (last: 22/28/04 vs. Pit.)

INTs:

None

Fumble Recoveries:

1 2 times (last: 12/12/04 vs. NYG)

POSTSEASON

Year	TT	Solo	AS	Sacks	FR	FF	TDs	INTs	PD
2001	4	3	1	0-0	0	0	0	0-0	0
2003	6	2	4	0-0	0	0	0	0-0	0
Totals	10	5	5	0-0	0	0	0	0-0	0

KELLY GREGG

DID YOU KNOW?

With his 89 tackles in 2004, DT Kelly Gregg has recorded 283 tackles since 2002, which ranks him 4th on the team over that span behind LBs Ray Lewis, Ed Hartwell and CB Gary Baxter.



TODD HEAP
TIGHT END

YEARS IN NFL: 5
HT: 6'5" WT: 252
COLLEGE: Arizona State
HS: Mountain View (Mesa, AZ)
BORN: 3/16/80, Mesa, AZ
JOINED RAVENS: Draft 1 (31st), 2001
PRO BOWLS (2): 2002, 2003

86

GAMES PLAYED/STARTED: (2001, 12/6); (2002, 16/16); (2003, 16/16); (2004, 6/5) **Total 50/43**
Playoffs (2001, 2/1); (2003, 1/1) **Total 3/2**

TRANSACTIONS: Todd Heap was picked with the 31st overall selection in the 1st round of the 2001 NFL Draft...Was the 1st TE selected in the draft and the 2nd player from Arizona State behind DB Adam Archuleta, selected by the St. Louis Rams with the 20th overall selection.

PRO: A 2-time Pro Bowler (2002 and 2003). Heap is an explosive offensive weapon...Heap is 1 of the elite offensive players in the NFL...Despite being slowed for most of the season with an ankle injury, Heap finished the 2004 season with 27 receptions for 303 yards and 3 TDs...Heap earned his **2nd-consecutive Pro Bowl and 2nd-team All-Pro honors in 2003**...A prolific receiver, Heap led the Ravens in receptions for the 2nd-consecutive year (57 for 693 yards and 3 TDs) and his blocking was instrumental in Jamal Lewis' 2,066-yard season...Heap also rushed 3 times for 21 yards...Earned his **1st Pro Bowl selection in 2002** as he established himself as not only a go-to player for the Ravens, but also as one of the premier TEs in the game...**Led the Ravens with 68 receptions for 836 yards and 6 TDs** and was the only TE in the league to lead his team in receptions...Smart player with big-play ability who saw action in 12 games, starting 6 as a rookie in 2001 when he was slowed most of the season with a high ankle sprain...Posted 16 receptions for 206 yards and 1 TD alongside future Hall of Famer Shannon Sharpe...Was the 1st player selected by the Ravens out of Arizona State and the 2nd TE ever selected in their 6-year draft history (Cam Quayle, 7th round, "Mr. Irrelevant," in 1998)...Entered the draft after his junior season.



OFF THE FIELD

Todd will co-host the Gridiron Halloween Party (with Kyle Boller and Mark Clayton, 10/17) for the 4th time. The Ravens' event has raised over \$500,000 for Goodwill.

2004: Managed to finish 4th on the team with 27 receptions and 303 receiving yards in only 6 games played...Missed a total of 10 games (and most of 2 others) after suffering an ankle injury in the week 2 victory vs. Pit. (9/19)...Was 2nd on the team with 3 TD receptions...Pulled in a **career-high-tying 2 TD receptions** vs. NYG (12/12)...Had a career-high 9 receptions (tied for 3rd best single-game performance in Ravens history) for 86 yards in the season opener at Cle. (9/12)...**2004 SEASON HIGHLIGHTS:** Started in a 3-TE set and hauled in 3 receptions for 34 yards (2 good for 1st downs) in **game 15 at Pit. (12/26)**...Started and hauled in 4 receptions (2 good for 1st downs) for a team-high 58 yards and 1 TD in **game 14 at Ind. (12/19)**...Started and led the team with 5 catches for 76 yards (3 for 1st downs), and tied a career high with 2 TD receptions in the 37-14 victory in **game 13 vs. NYG (12/12)**...Started for the 1st time in 9 games (ankle injury), and tied for the team lead with 3 receptions for 22 yards (1 good for a 1st down) in **game 12 vs. Cin. (12/5)**...Was inactive due to an ankle injury in **games 3-11**...Game 3 marked the 1st time he missed a start since 2001...Started and hauled in a team-leading 3 receptions (2 were good for 1st downs) for 27 yards before leaving the game with an ankle injury in the second quarter in **game 2 vs. Pit. (9/19)**...Started in **game 1 at Cle. (9/12)** and led the team with a career-high 9 receptions (tied for 3rd best single-game performance in Ravens history) for 86 yards, with a long of 24...Five of Heap's receptions were 1st downs against the Browns.

2003: **Earned his 2nd consecutive Pro Bowl and 2nd-team All-Pro honors in 2003**...Started all 16 regular season games and the Ravens' postseason contest at TE...Led the Ravens in receptions for the 2nd consecutive year (57 for 693 yards and 3 TDs) and his blocking was instrumental in Jamal Lewis' 2,066 yard season...Heap also rushed 3 times for 21 yards...**2003 SEASON HIGHLIGHTS:** Started and pulled in a postseason career-high 6 receptions for 80 yards and 1 TD in the **Wild Card loss vs. Ten. (1/3/04)**...Led the team with 6 receptions for 93 yards and 1 TD in **game 14 at Oak. (12/14)**...Of his 6 receptions, 3 were for 1st downs (and 1 for a TD), including a 31-yard circus catch on 3rd-and-5 against the Raiders...Led the team with a **career-high 8 receptions** for 64 yards in **game 10 at Mia. (11/16)**...Started and posted his 2nd-career 100-yard receiving game, as he hauled in 7 receptions for

TODD HEAP 86

129 yards in **game 6 at Cin. (10/19)**...Heap also caught a pair of 2-point conversions, and 4 of his 7 receptions accounted for 1st downs against the Bengals...Along with Travis Taylor (138), he became half of the 1st pair of Ravens to record 100-yards receiving in the same game since Michael Jackson (128) and Derrick Alexander (123) did it vs. NE on 10/6/96.

2002: One of only 3 offensive players (T Jonathan Ogden and G Bennie Anderson) to start all 16 games in 2002...*Led the team with a career-high 68 receptions for 836 yards and 6 TDs*...Also rushed 4 times for 38 yards...*Earned his 1st-career Pro Bowl berth*...**2002 SEASON HIGHLIGHTS:** *Started and led the team with a career-high 7 receptions for a career-high 146 yards (20.9 avg.) and 1 TD in game 16 at Pit. (12/29)*...Started and led the team with 7 receptions for 61 yards in **game 15 vs. Cle. (12/22)**...Four of Heap's 7 receptions accounted for 1st downs against the Browns...Started and posted 5 receptions for a then-career-high 84 yards in **game 3 against Den. (9/30)**...Also *established a career high with 2 TD receptions vs. the Broncos*...Heap scored both of his TDs in the second quarter when he had 3 receptions for 33 yards.

2001: Saw action in 12 regular season games, starting 6, as a rookie...Slowed remainder of the season after suffering high ankle sprain in **game 3 at Cin. (9/23)**...Also played in 2 postseason games, starting 1...Posted 16 receptions for 206 yards and 1 TD during the regular season; and had 1 reception for 11 yards in the playoffs...**2001 SEASON HIGHLIGHTS:** Caught 3 passes for 39 yards in 24-21 win in **game 11 at Jax. (11/25)**...Caught 2 passes for 16 yards in **game 2 at Cin. (9/23)**...Injured ankle after making a catch in the third quarter...Did not return to game...Made 5 catches for 57 yards in *NFL debut* in **game 1 vs. Chi. (9/9)**...*1st-career catch was a 3-yard reception in the first quarter.*

COLLEGE, PERSONAL: Holds the Sun Devils' career record for TEs with 115 receptions, topping the previous mark of 88 catches by Ken Dyer (1965-67)...His 1,685 yards broke Dyer's all-time record (for TEs) of 1,365 yards...Started 2 seasons (as a sophomore and junior) and was an All-Pac 10 choice both seasons...Had 9 career special teams tackles and a 2-yard rush...Saw brief action with the 1999-2000 ASU basketball team at the conclusion of the football season...All-America 1st-team selection by *The NFL Draft Report*, earning 2nd-team honors from Walter Camp as a junior...Was an All-Pac 10 Conference 1st-team choice...Finalist for the John Mackey Award, given to the top TE in the country...Started every game...Despite 3 different starters at QB during the season, he still managed to lead the team with 48 receptions for 644 yards (13.4 yard avg.) and 3 TDs...His 48 grabs ranked behind his 55 catches (1999) and Don Kern's 49 (1983) on the school's season-record list for TEs...Twenty-six of his catches resulted in 1st downs...All-America 1st-team selection by *SportsPage.com* and an All-Pac 10 Conference 1st-team choice as a sophomore...Became the 1st TE since Ryan McReynolds in 1988 (28 catches) to lead the team in receptions as he hauled in 55 passes for 832 yards (15.1 avg.) and 3 TDs...His 55 receptions set a school season-record for TEs...Overall, only John Jefferson (58 in 1977), J.D. Hill (61 in 1970), Greg Hudson (62 in 1973) and Ron Fair (64 in 1989) caught more passes in a season for the Sun Devils...His 832 yards broke the previous Sun Devil single-season record for TEs by Ken Dyer in 1967 (654)...It was also the most yards gained in a season by an ASU player since Keith Poole amassed 1,036 yards in 1995...Thirty-three of his catches resulted in 1st downs...Also recorded a pair of solo tackles and 1 FR...Recipient of the team's Bill Kajikawa Top Freshman Award...Reserve TE, appearing in 11 games...Caught 12 passes for 209 yards (17.4 avg.) and 4 TDs...Also recorded 7 tackles (4 solo) on special teams...Lettered 3 times in football and basketball at Mountain View (Mesa, AZ) HS...Helped the team become the 1st school to win back-to-back state championships in 1996 and 1997...Earned Arizona All-Star honors, All-Arizona, Super All-State,



94 • 2005 BALTIMORE RAVENS FAN & MEDIA GUIDE

TODD HEAP 86

Arizona 5A Player of the Year, Ed Doherty Player of the Year Award and All East Valley 2-Way Player of the Year as a senior...*Super Prep* All-America pick...Broke several school records, including most career receiving yards (1,377), most career receptions (87), most career TD receptions, and most TD catches in 1 game (3)...Pre-Business major...One of 6 children (sisters, Alyssa and Carli, and brothers, John, Greg and Brad)...Grandfather, Theo, and great uncle, Verl, played basketball at Arizona State...Mother's cousin is Arizona State Hall of Fame QB and former Dallas Cowboy Danny White, the current head coach of the Arena League's Arizona Rattlers...In April 2003, Todd traveled to Bethesda Naval medical center and Walter Reed hospitals to visit U.S. soldiers wounded in Operation Iraqi Freedom...Todd joined Baltimore-area military families to connect with troops overseas on 12/9/03 as part of Operation: Live Connections...Adam Vaughn, from Hanover, MD., met Heap at the USO Center of BWI Airport...Vaughn, whose cousin, Airman 1st class Michael Martinson, is serving duty abroad, was coached by Heap as they connected with Martinson in Germany...Todd, along with Commissioner Paul Tagliabue, Keith Brooking and Warrick Dunn of the Atlanta Falcons traveled to Germany in the spring of 2004 to visit troops heading to, and returning from Iraq and Afghanistan...They also visited several hospitals to spend time with wounded soldiers...For the 3rd consecutive year, co-hosted the Goodwill Industries Gridiron Halloween party with Edwin Mulitalo in October 2004...Helped to raise over \$100,000 for Goodwill with proceeds going towards training and employment programs...Joined Ed Hartwell, Terrell Suggs and other teammates for the Distinguished Speaker Series in November 2004, presented by the Quarterback Club of Baltimore...Heap and his wife, Ashley, have a daughter, Brooklyn (7/21/02)...Full name: Todd Benjamin Heap.

2004 Game-by-Game Ravens												
Receiving					Rushing							
Date/Opp.	Rec.	Yds	Avg.	LG TDs	No.	Yds	Avg.	LG TDs				
9/12 @ Cle.	9	86	9.56	24	0	0	0.0	0	0	0	0	0
9/19 vs. Pit.	3	27	9.00	14	0	0	0.0	0	0	0	0	0
9/26 @ Cin.												
10/4 vs. KC												
10/10 @ Was.												
10/24 vs. Buf.												
10/31 @ Phi.												
11/7 vs. Cle.												
11/14 @ NYJ												
11/21 vs. Dal.												
11/28 @ NE												
12/5 vs. Cin.	3	22	7.33	8	0	0	0.0	0	0	0	0	0
12/12 vs. NYG	5	76	15.2	37	2	0	0.0	0	0	0	0	0
12/19 @ Ind.	4	58	14.5	24	1	0	0.0	0	0	0	0	0
12/26 @ Pit.	3	34	11.3	13	0	0	0.0	0	0	0	0	0
12/05 vs. Mia.												
Totals	27	303	11.2	37	3	0	0.0	0	0	0	0	0

2003 Game-by-Game Ravens												
Receiving					Rushing							
Date/Opp.	Rec.	Yds	Avg.	LG TDs	No.	Yds	Avg.	LG TDs				
9/7 @ Pit.	6	55	9.2	12	0	0	0.0	0	0	0	0	0
9/14 vs. Cle.	1	7	7.0	7	0	0	0.0	0	0	0	0	0
9/21 @ SD	5	50	10.0	25	1	0	0.0	0	0	0	0	0
9/28 vs. KC	4	46	12.0	32	0	1	9.0	9	0	0	0	0
10/12 @ Ari.	1	2	2.0	2	0	0	0.0	0	0	0	0	0
10/19 @ Cin.	7	129	18.4	31	0	0	0.0	0	0	0	0	0
10/26 vs. Den.	3	54	18.0	33	0	0	0.0	0	0	0	0	0
11/2 vs. Jax.	2	53	26.5	33	1	0	0.0	0	0	0	0	0
11/9 @ STL	6	49	8.2	14	0	1	5.0	5	0	0	0	0
11/16 @ Mia.	8	64	8.0	18	0	0	0.0	0	0	0	0	0
11/23 vs. Sea.	1	22	22.0	22	0	1	7.0	7	0	0	0	0
11/30 vs. SF	4	38	9.5	11	0	0	0.0	0	0	0	0	0
12/7 vs. Cin.	1	14	14.0	14	0	0	0.0	0	0	0	0	0
12/14 @ Oak.	6	93	15.5	31	1	0	0.0	0	0	0	0	0
12/21 @ Cle.	1	14	14.0	14	0	0	0.0	0	0	0	0	0
12/28 vs. Pit.	1	1	1.0	1	0	0	0.0	0	0	0	0	0
Totals	57	693	12.2	33	3	3	21	7.0	9	0	0	0
Playoffs												
1/3/04 vs. Ten.	6	80	13.3	35	1	0	0.0	0	0	0	0	0
Totals	6	80	13.3	35	1	0	0.0	0	0	0	0	0

2002 Game-by-Game Ravens												
Receiving					Rushing							
Date/Opp.	Rec.	Yds	Avg.	LG TDs	No.	Yds	Avg.	LG TDs				
9/8 @ Car.	5	20	4.0	5	0	0	0.0	0	0	0	0	0
9/15 vs. TB	3	20	6.7	11	0	0	0.0	0	0	0	0	0
9/30 vs. Den.	5	84	16.8	33	2	0	0.0	0	0	0	0	0
10/6 @ Cle.	4	53	13.3	17	0	0	0.0	0	0	0	0	0
10/13 @ Ind.	2	38	19.0	31	0	1	14.0	14	0	0	0	0
10/20 vs. Jax	4	39	9.8	20	2	1	7.0	7	0	0	0	0
10/27 vs. Pit.	6	51	8.5	11	0	0	0.0	0	0	0	0	0
11/3 @ Atl.	5	60	12.0	16	0	0	0.0	0	0	0	0	0
11/10 vs. Cin.	4	65	16.3	29	0	0	0.0	0	0	0	0	0
11/17 @ Mia.	1	6	6.0	6	0	0	0.0	0	0	0	0	0
11/24 vs. Ten.	4	42	10.5	17	0	1	2.0	2	0	0	0	0
12/1 @ Cin.	3	30	10.0	22	1	0	0.0	0	0	0	0	0
12/8 vs. NO	5	87	17.4	43	0	0	0.0	0	0	0	0	0
12/15 @ Hou.	3	34	11.3	21	0	1	15.0	15	0	0	0	0
12/22 vs. Cle.	7	61	8.7	12	0	0	0.0	0	0	0	0	0
12/29 @ Pit.	7	146	20.9	42	1	0	0.0	0	0	0	0	0
Totals	68	836	12.3	43	6	4	38	9.5	15	0	0	0

2001 Game-by-Game Ravens												
Receiving					Rushing							
Date/Opp.	Rec.	Yds	Avg.	LG TDs	No.	Yds	Avg.	LG TDs				
9/9 vs. Chi.	5	57	11.4	24	0	0	0.0	0	0	0	0	0
9/23 @ Cin.	2	16	8.0	11	0	0	0.0	0	0	0	0	0
9/30 @ Den.												
10/7 vs. Ten.												
10/14 @ GB												
10/21 @ Cle.												
10/28 vs. Jax.	0	0	0.0	0	0	0	0.0	0	0	0	0	0
11/4 @ Pit.	0	0	0.0	0	0	0	0.0	0	0	0	0	0
11/12 @ Ten.	0	0	0.0	0	0	0	0.0	0	0	0	0	0
11/18 vs. Cle.	1	24	24.0	24	1	0	0.0	0	0	0	0	0
11/25 @ Jax.	3	39	13.0	20	0	0	0.0	0	0	0	0	0
12/2 vs. Ind.	1	9	9.0	9	0	0	0.0	0	0	0	0	0
12/16 vs. Pit.	1	11	11.0	11	0	0	0.0	0	0	0	0	0
12/23 vs. Cin.	1	18	18.0	18	0	0	0.0	0	0	0	0	0
12/29 @ TB	2	32	16.0	17	0	0	0.0	0	0	0	0	0
1/7/02 vs. Min.	0	0	0.0	0	0	0	0.0	0	0	0	0	0
Totals	16	206	12.9	24	1	0	0.0	0	0	0	0	0
Playoffs												
1/13/02 @ Mia.	1	11	11.0	11	0	0	0.0	0	0	0	0	0
1/20/02 @ Pit.	0	0	0.0	0	0	0	0.0	0	0	0	0	0
Totals	1	11	11.0	11	0	0	0.0	0	0	0	0	0

TODD HEAP

TODD HEAP 86

REGULAR SEASON

RECEIVING

Year	No.	Yds.	Avg.	LG	TD
2001	16	206	12.9	24t	1
2002	*68	836	12.3	43	*6
2003	*57	*693	12.2	33t	3
2004	27	303	11.2	37	3
Totals	168	2,038	12.1	43	13

*Led Team

RUSHING

Year	No.	Yds.	Avg.	LG	TD
2002	4	38	9.5	15	0
2003	3	21	7.0	9	0
2004	0	0	0.0	0	0
Totals	7	59	8.4	15	0

CAREER SINGLE-GAME HIGHS (regular season)

Receptions:

9 (9/12/04 at Cle.)

Yardage:

146 (12/29/02 at Pit.)

129 (10/19/03 at Cin.)

93 (12/14/03 at Oak.)

Long Gain:

43 (12/8/02 vs. NO)

Touchdowns:

2 2 times (last: 10/20/02 vs. Jax.)

POSTSEASON

RECEIVING


Year	No.	Yds.	Avg.	LG	TD
2001	1	11	11.0	11	0
2003	6	80	13.3	35t	1
Totals	7	91	13.0	35t	1

TODD HEAP



TODD'S BUDDY

Todd Heap is shown here visiting 11-year old Zach Lederer, a patient at Johns Hopkins Medical Center. Zach, who has a brain tumor, lists Todd as his favorite player. Hearing this, Heap visited Zach after a team practice to lift his spirits.



RANDY HYMES
WIDE RECEIVER
YEARS IN NFL: 4
HT: 6'3" WT: 211
COLLEGE: Grambling
HS: Hitchcock (TX)
BORN: 8/7/79, Galveston, TX
JOINED RAVENS: Free Agent, 2002

80

GAMES PLAYED/STARTED: (2002, 7/2); (2003, IR); (2004, 14/7) **Total 21/9**

TRANSACTIONS: Randy Hymes re-signed with the Baltimore Ravens on 5/23/05...Re-signed by the Ravens on 6/2/04...Signed to active roster on 11/14/02...Signed to the practice squad on 9/3/02...Waived on 8/30/02...Originally signed as a rookie free agent on 4/26/02.

PRO: Dynamic playmaker with great hands who showed the ability to make the spectacular catch as well as being a fearless receiver across the middle...Hymes has led the team in yards per reception in both seasons he has played with Baltimore...Saw action in 14 games starting 7 (both career highs), and finished 5th on the team with 26 receptions for 323 yards and 2 TDs, including the Ravens' longest reception, a 57-yard TD strike (10/4 vs. KC)...Hymes was poised to be a major contributor in 2003 before a preseason injury ended his season...Missed all of the 2003 season due to a torn ACL...Saw action in 7 games, starting 2 as a rookie in 2002...Pulled in 6 receptions for 123 yards for a team-best 20.5 yards per catch average.

2004: Saw action in 14 games, starting 7...Recorded 26 receptions for 323 yards and 2 TDs (*all 3 are career highs*)...Posted at least 1 reception in 11 of his 14 games played...Had a career-long 57-yard TD reception (on a flea flicker from Kyle Boller via Jamal Lewis) vs. KC (10/4)...Hauled in his 1st-career TD reception at Cin. (9/26)...Pulled in a career-high 5 receptions, good for 39 yards, at Cle. (9/12)...

2004 SEASON HIGHLIGHTS: Started and led the team with 4 receptions for 55 yards (13.8 avg.), 3 good for 1st downs in **game 15 at Pit. (12/26)**...Started and tied for the team lead with 2 receptions for 34 yards (17.0 avg.), both good for 1st downs (including 1 on 3rd-and-9) in **game 5 at Was. (10/10)**...Started and pulled in 2 receptions for 68 yards, including a *career-long 57-yard TD grab* on a flea-flicker from Kyle Boller, via Jamal Lewis in **game 4 vs. KC (10/4)**...Started, and led the team with 4 receptions for 61 yards, including his *1st-career TD reception* (38 yards from Kyle Boller) in **game 3 at Cin. (9/26)**...Started his 3rd career game and tied for the team lead with 3 receptions (1 good for a 1st down) for 24 yards, with a long of 14 in **game 2 vs. Pit. (9/19)**...Saw his 1st action after missing all of 2003 (torn ACL) in the **season opener at Cle. (9/12)**...Finished tied for 2nd on the team with a *career-high 5 receptions* for 39 yards (3 good for 1st downs), with a long of 17 against the Browns.

2003: Placed on IR on 8/30 after tearing his ACL in the 1st preseason game against the Bills (8/9).

2002: Played in 7 games, starting 2, as a rookie after being moved up from the practice squad...Finished the season with 6 receptions for 123 yards for a team-best 20.5 yards per catch average...**2002 SEASON HIGHLIGHTS:** Started and had 2 receptions for 76 yards (38.0 avg.), including a spectacular 1-handed grab and run for 33 yards on 3rd-and-11 in the fourth quarter in **game 16 at Pit. (12/29)**...*Started his 1st-career NFL game* in **game 15 vs. Cle. (12/22)**...Hauled in 3 receptions for 36 yards, including 2 for 1st downs...Also had 2 tremendous blocks on WR Travis Taylor's 2 reverses, which netted 20 yards, on the Ravens' opening possession...Subbed off the bench in 23-19 win in **game 14 at Hou. (12/15)**...*Recorded his 1st NFL reception (for a 1st down)* on an 11-yard strike from QB Jeff Blake...*Saw action in his 1st NFL game* from scrimmage, but did not post a catch in **game 10 at Mia. (11/17)**...Signed to the Ravens' active roster on 11/14 after spending the 1st 9 weeks of the season on the practice squad.

COLLEGE, PERSONAL: Offensive Player of the Year at Grambling as a senior...Played QB (294 for 623 for 4,413 yards with 33 TDs and 22 INTs in his career) and WR (15 receptions for 242 yards and 6 TDs in his career)...Played on the Grambling basketball team, averaging 5.3 points and 2.9 rebounds per game his senior year...Also competed in the long jump for the Tigers' track and field squad...Caught 9 passes for 145 yards as a senior...Passed for 1,938 yards (126 of 260) with 16 TDs



OFF THE FIELD

Randy participated in several 2004 Gatorade Junior Training Camps, including one camp at the Ravens' NFL FLAG Football Regional Tournament in October.

RANDY HYMES 80

and 11 INTs...Went 8-0 as a starter at QB, leading the Tigers to a Division I Black College and SWAC championship for the 2nd straight year...Hymes was MVP of the State Farm Bayou Classic XXVIII against Southern...Became the Grambling starting QB in game 2, guiding the team to a 9-2 mark while at QB as a junior...Did not play receiver his junior year...Had 6 receptions for 97 yards and 6 TDs in the State Farm Bayou classic XXVI against Southern in 1999...General studies major...In addition to football, played basketball and track and field at Hitchcock (TX) HS...Was All-State and District MVP in football...Finished in 2nd place in the State Triple Jump (49')...Was Texas All-Star basketball game MVP...Randy worked with the students in Living Classrooms' Fresh Start program, assisting with various carpentry activities...Students produced a line of outdoor furniture, boats and custom projects during the 2003 offseason...Students also focused on developing professional and interpersonal skills that will help them in future endeavors...Also visited Living Classrooms in Sept. 2004 and met with Crossroads Middle School students and participants in the Fresh Start and Project S.E.R.V.E. programs...Participated in several Gatorade Junior Training Camps throughout the year (2004 and spring 2005), including a camp at the Ravens' NFL FLAG Football Regional Tournament in October, 2004...Randy also participated in a HS coaching internship at New Town HS during the 2005 offseason...Full Name: Randy Hymes.

2004 Game-by-Game Ravens									
Receiving					Rushing				
Date/Opp.	Rec.	Yds	Avg.	LG TDs	No.	Yds	Avg.	LG TDs	
9/12 @ Cle.	5	39	7.8	17	0	0	0	0.0	0
9/19 vs. Pit.	3	24	8.0	14	0	0	0	0.0	0
9/26 @ Cin.	4	61	15.3	38	1	0	0	0.0	0
10/4 vs. KC	2	68	34.0	57	1	0	0	0.0	0
10/10 @ Was.	2	34	17.0	21	0	0	0	0.0	0
10/24 vs. Buf.	1	3	3.0	3	0	0	0	0.0	0
10/31 @ Phi.	0	0	0.0	0	0	0	0	0.0	0
11/7 vs. Cle.	1	6	6.0	6	0	0	0	0.0	0
11/14 @ NYJ	1	14	14.0	14	0	0	0	0.0	0
11/21 vs. Dal.	0	0	0.0	0	0	0	0	0.0	0
11/28 @ NE	1	0	0.0	0	0	0	0	0.0	0
12/5 vs. Cin.	0	0	0.0	0	0	0	0	0.0	0
12/12 vs. NYG	INACTIVE								
12/19 @ Ind.	INACTIVE								
12/26 @ Pit.	4	55	13.8	22	0	0	0	0.0	0
12/05 vs. Mia.	2	19	9.5	16	0	0	0	0.0	0
Totals	26	323	12.4	57	2	0	0	0.0	0

2002 Game-by-Game Ravens									
Receiving					Rushing				
Date/Opp.	Rec.	Yds	Avg.	LG TDs	No.	Yds	Avg.	LG TDs	
9/8 @ Car.	ON RAVENS PRACTICE SQUAD								
9/15 vs. TB	ON RAVENS PRACTICE SQUAD								
9/30 vs. Den.	ON RAVENS PRACTICE SQUAD								
10/6 @ Cle.	ON RAVENS PRACTICE SQUAD								
10/13 @ Ind.	ON RAVENS PRACTICE SQUAD								
10/20 vs. Jax.	ON RAVENS PRACTICE SQUAD								
10/27 vs. Pit.	ON RAVENS PRACTICE SQUAD								
11/3 @ Atl.	ON RAVENS PRACTICE SQUAD								
11/10 vs. Cin.	ON RAVENS PRACTICE SQUAD								
11/17 @ Mia.	0	0	0.0	0	0	0	0.0	0	0
11/24 vs. Ten.	0	0	0.0	0	0	0	0.0	0	0
12/1 @ Cin.	0	0	0.0	0	0	0	0.0	0	0
12/8 vs. NO	0	0	0.0	0	0	0	0.0	0	0
12/15 @ Hou.	1	11	11.0	11	0	0	0.0	0	0
12/22 vs. Cle.	3	36	12.0	15	0	0	0.0	0	0
12/29 @ Pit.	2	76	38.0	43	0	0	0.0	0	0
Totals	6	123	20.5	43	0	0	0.0	0	0

RANDY HYMES

REGULAR SEASON

RECEIVING

Year	No.	Yds.	Avg.	LG	TD
2002	6	123	*20.5	43	0
2003	INJURED RESERVE				
2004	26	323	*12.4	*57t	2
Totals	32	446	13.9	57t	2

*Led Team

CAREER SINGLE-GAME HIGHS (regular season)

Receptions:

5 (9/12/04 at Cle.)

Yardage:

76 (12/29/02 at Pit.)

Long Gain:

57t (10/4/04 vs. KC)

Touchdowns:

1 2 times (last:10/4/04 vs. KC)

RANDY HYMES



JARRET JOHNSON
DEFENSIVE END
YEARS IN NFL: 3
HT: 6'3" WT: 285
COLLEGE: Alabama
HS: Chiefland (FL)
BORN: 8/14/81, Homestead, FL
JOINED RAVENS: Draft 4a (109th), 2003

95

GAMES PLAYED/STARTED: (2003, 15/1); (2004, 16/0) **Total 31/1**

Playoffs (2003, 1/0) **Total 1/0**

TRANSACTIONS: Jarret Johnson was selected with the 109th overall pick and was the 1st of 2 Ravens selected in the 4th round of the 2003 NFL Draft.

PRO: Valuable member of the DL, who is a speedy pass rusher with power...Hard-working, gritty player with good balance and explosion who saw action in 16 games in 2004, posting 30 tackles, 1 PD, 1 FR and his 1st-career INT, which he returned 6 yards for his 1st-career TD...Saw extensive and valuable action in his rookie season...Recorded 18 tackles (9 solo) and 1 PD in 15 games in 2003...Also had 1 tackle in the Wild Card game.

2004: Saw action in 16 games in 2004, providing solid depth along the DL...Posted 30 tackles (17


solo), 1 PD and his 1st-career INT, which he returned for his 1st-career TD in the season finale vs. Miami (1/2/05)...**2004 SEASON HIGHLIGHTS:** Saw action off the bench, recording 1

tackle and the **1st INT of his career**, which he returned 6 yards for his **1st-career TD** in the 30-23 victory in the **season finale vs. Mia.** (1/2/05)...Subbed and posted 4 tackles and 1 PD in **game 15 at Pit.** (12/26)...Saw extended action from scrimmage and posted 3 tackles, including 1 TFL in the 37-14 victory in **game 13 vs. NYG** (12/12)...Saw action off the bench and tied for the DL lead with a **career-high 6 tackles** in **game 11 at NE** (11/28)...Recorded 3 tackles, including 1 for loss, as the Ravens held the Redskins to 107 total yards (2nd-lowest total in team history), including just 52 yards rushing in **game 5 at Was.** (10/10).

2003: Saw action in 15 games, starting 1 as a rookie...Recorded 18 tackles (9 solo) and 1 PD in 15 games...Also had 1 tackle in the Ravens' postseason contest...**2003 SEASON HIGHLIGHTS:**

Started his 1st-career game at LDE, subbing for injured Anthony Weaver in **game 12 vs. SF** (11/30) and posted 2 solo tackles and 1 PD (which led to an INT)...Played from scrimmage and netted 1 tackle in **game 11 vs. Sea.** (11/23)...Saw action from scrimmage and on special teams and posted 4 tackles, including 1 for loss (-5 yards) in **game 7 vs. Den.** (10/26)...Subbed and tallied 2 tackles in **game 5 at Ari.** (10/12).

COLLEGE, PERSONAL: Johnson's 23 sacks ranked 2nd on the Alabama's career-record list, topped only by Derrick Thomas (52 for -408 yards, 1985-88)...His 25 TFL tied Leroy Cook (1972-75) for 2nd place on the school's career-record list behind Kindal Moorehead's record of 34 (1998-2002)...His combined sacks and TFL (48) is surpassed only by Thomas (74) on Alabama's career-record chart...Recorded 190 tackles (110 solo) with 23 sacks (-194 yards) and 25 stops of ball carriers for losses of 122 yards...A 3-year starter, Johnson joined Kenny King and Moorehead to form 1 of the premier DLs in college football his final 3 years...All-American 2nd-team choice by *The NFL Draft Report* as a senior...All-SEC 1st-team pick by the *AP*...The heart and soul of a defensive unit that held opponents to under 100 yards rushing in 7 games...Recorded 54 tackles (27 solo) with 5 sacks (-44 yards), 4 TFL (-11 yards) and a team-high 21 QB pressures...Recorded 3 FFs and had 1 PD...Opened the season with 6 tackles (5 solo), 3 pressures and 1 FF on a tackle delivered to tailback Dwone Hicks...Most tackles in a game came against Auburn when he registered 9 tackles and a pressure...All-SEC 1st-team choice by the *Associated Press* and *Birmingham News* as a junior...Started all year at LDT, serving as team captain...Recorded 54 tackles (32 solo) with 9 sacks (-72 yards) and 5 TFL (-22 yards)...Had 10 QB pressures, 2 FFs and a PD...Played in the



OFF THE FIELD

Jarret posed with his pup, Tucker, Johnson's chocolate Labrador, for the 2005 Friends of the Baltimore Animal Shelter calendar. The proceeds benefited area animal shelters.

JARRET JOHNSON 95

Independence Bowl vs. Iowa State and posted 6 tackles and 1 sack for an 8-yard loss...All-SEC 2nd-team choice by the AP as a sophomore...Started every game at LDT, registering a career-high 64 tackles (43 solo), including 7 sacks (-58 yards) and 14 TFL (-69 yards)...Had a team-high 26 QB pressures and blocked a kick...Also 1 PD...Best game came against Tennessee when Jarret had 2 sacks for losses of 15 yards, 4 pressures and 5 tackles...Played in every game, starting the Houston contest as a freshman...Recorded 18 tackles (8 solo) with a pair of sacks (-20 yards) and 6 QB pressures...Attended Chiefland (FL) HS...Super Prep All-American and Border Wars 3rd-team All-South pick...Played both DE and DT...Finished career with more than 40 sacks...As a junior, led his team to the 2A state championship game and earned 2nd-team All-State honors...Second-team All-South choice by Forrest Davis...Had 97 tackles, 25 sacks and 31 TFL as a junior...Public relations major...Jarret helped coach at a FCA (Fellowship of Christian Athletes) football camp in Tuscaloosa, AL in the 2004 offseason...Posed with Tucker, Johnson's chocolate Labrador, for the 2005 Friends of Baltimore Animal Shelter calendar...Proceeds benefited area shelters...Participated in the Maryland Kids Fest in July 2004, signing autographs and running a Gatorade Junior Training Camp...Married the former Anna Grimes on 4/3/04...Full name: Jarret Webster Johnson.

2004 Game-by-Game Tackles

Ravens										
Date/Opp.	TT	Solo	AS	INT	FF	FR	Sacks	PD		
9/12 @ Cle.	1	1	0	0-0	0	0	0-0	0		
9/19 vs. Pit.	1	0	1	0-0	0	0	0-0	0		
9/26 @ Cin.	2	2	0	0-0	0	0	0-0	0		
10/4 vs. KC	2	0	2	0-0	0	0	0-0	0		
10/10 @ Was.	3	2	1	0-0	0	0	0-0	0		
10/24 vs. Buf.	0	0	0	0-0	0	1	0-0	0		
10/31 @ Phi.	1	1	0	0-0	0	0	0-0	0		
11/7 vs. Cle.	2	2	0	0-0	0	0	0-0	0		
11/14 @ NYJ	1	1	0	0-0	0	0	0-0	0		
11/21 vs. Dal.	1	0	1	0-0	0	0	0-0	0		
11/28 @ NE	6	2	4	0-0	0	0	0-0	0		
12/5 vs. Cin.	1	1	0	0-0	0	0	0-0	0		
12/12 vs. NYG	3	1	2	0-0	0	0	0-0	0		
12/19 @ Ind.	1	1	0	0-0	0	0	0-0	0		
12/26 @ Pit.	4	2	2	0-0	0	0	0-0	1		
1/2/05 vs. Mia.	1	1	0	1-6	0	0	0-0	0		
Totals	30	17	13	1-6	0	1	0-0	1		

2003 Game-by-Game Tackles

Ravens										
Date/Opp.	TT	Solo	AS	INT	FF	FR	Sacks	PD		
9/7 @ Pit.	2	1	1	0-0	0	0	0-0	0		
9/14 vs. Cle.	1	1	0	0-0	0	0	0-0	0		
9/21 @ SD	0	0	0	0-0	0	0	0-0	0		
9/28 vs. KC	1	1	0	0-0	0	0	0-0	0		
10/12 @ Ari.	2	1	1	0-0	0	0	0-0	0		
10/19 @ Cin.	0	0	0	0-0	0	0	0-0	0		
10/26 vs. Den.	4	0	4	0-0	0	0	0-0	0		
11/2 vs. Jax.	0	0	0	0-0	0	0	0-0	0		
11/9 @ STL	0	0	0	0-0	0	0	0-0	0		
11/16 @ Mia.	0	0	0	0-0	0	0	0-0	0		
11/23 vs. Sea.	1	1	0	0-0	0	0	0-0	0		
11/30 vs. SF	2	1	1	0-0	0	0	0-0	1		
12/7 vs. Cin.	2	1	1	0-0	0	0	0-0	0		
12/14 @ Oak.	2	1	1	0-0	0	0	0-0	0		
12/21 @ Cle.				INACTIVE						
12/28 vs. Pit.	1	1	0	0-0	0	0	0-0	0		
Totals	18	9	9	0-0	0	0	0-0	1		
Playoffs										
1/3/04 vs. Ten.	1	1	0	0-0	0	0	0-0	0		
Totals	1	1	0	0-0	0	0	0-0	0		

JARRET JOHNSON

REGULAR SEASON

Year	TT	Solo	AS	Sacks	FR	FF	TDs	INTs	PD
2003	18	9	9	0-0	0	0	0	0-0	1
2004	30	17	13	0-0	1	0	0	1-6	1
Totals	48	26	22	0-0	1	0	0	1-6	2

CAREER SINGLE-GAME HIGHS (regular season)

Total Tackles:

6 (11/28/04 at NE)

Sacks:

None

Forced Fumbles:

None

Passes Defensed:

1 2 times (last: |12/26/04 at Pit.)

Solo Tackles:

2 many times (last: 12/26/04 at Pit.)

INTs:

1 (1/2/05 vs. Mia.)

Fumble Recoveries:

None

POSTSEASON

Year	TT	Solo	AS	Sacks	FR	FF	TDs	INTs	PD
2003	1	0	1	0-0	0	0	0-0	0	0
Totals	1	0	1	0-0	0	0	0-0	0	0

JARRET JOHNSON



PATRICK JOHNSON
WIDE RECEIVER
YEARS IN NFL: 8
HT: 5'10" WT: 196
COLLEGE: Oregon
HS: Redlands (CA)
BORN: 8/10/76, Gainesville, GA
JOINED RAVENS: Free Agent, 2005

11

GAMES PLAYED/STARTED: 1998, 13(0); (1999, 10(6)); (2000, 12(9)); (2001, 4(0)); (2002, 9(6)); (2003, 16(2)) **Total 64(23)**

Playoffs (2000, 4(1)); (2001 0(0)) **Total 4(1) Total**

TRANSACTIONS: Re-signed with the Baltimore Ravens on 4/6/05...Waived by the Ravens on 11/3/04...Signed with the Ravens as free agent on 10/18/04...Terminated by the Cincinnati Bengals (injury settlement) on 9/2/04...Placed on injured reserve (hand) by the Bengals on 8/30/04...Signed by the Cincinnati Bengals on 3/19/04...Signed by Redskins on 3/11/03...Signed by the Jaguars on 3/18/02...Originally drafted by the Ravens in the 2nd round (42nd overall) of the 1998 NFL Draft.

PRO: Veteran WR with good speed, who owns a 15.3-yard career reception average...Also a top prospect for kickoff return duty, he also has a 24.1 career KOR avg.

2004: (with Cincinnati) Saw action in 2 preseason games with 1 start after signing with the Bengals on 8/30...Pulled in 4 receptions for 80 yards before breaking his hand and being placed on IR prior to being waived (injury settlement) by the Bengals...Signed by the Ravens (10/18), and released on 11/3.

2003: (with Washington) Played in all 16 games for the 1st time in his career...Had 15 receptions (2nd-most of his career), and had his 3rd-most receiving yards (170)...Led the Redskins in KO return average, maintaining 23.8 mark on 13 attempts...Ranked 7th on team with 10 special teams tackles...His 50-yard KOR set up the Redskins' 1st TD in **game 13 at NYG (12/7)**...Had a season-high 4 catches (for 26 yards) in a starting role in **game 11 at Mia. (11/23)**...Caught 10-yard TD pass in **game 10 at Car. (11/16)**...Had a season-high 55 yards on 3 catches in **game 8 at Dal. (11/2)**...He also averaged 24.3 yards on 4 KORs against the Cowboys.

2002: (with Jacksonville) Started in Games 1-6, but suffered an abdomen injury in **Game 6, at Baltimore (10/20)**, and was inactive for 7 of the last 10 games (played as a reserve in Games 8, 13 and 16)...Finished the season with 9 receptions for 187 yards posting a **career-high 20.8-yard avg.**, and 2 TDs...Set a Jaguars' record (since broken) for longest pass reception with a career-long 79-yard score from Mark Brunell in **game 2 at KC (9/15)**.

2001: (with Baltimore) Played in games 1-3, but suffered fractured left clavicle in **Game 3 at Den. (9/30)**, and was inactive for the final 13 regular-season games, plus both of the Ravens' postseason games...Caught 5 passes for 57 yards and 1 TD in **game 2 at Cin. (9/23)**.

2000: (with Baltimore) Played in 12 games for Baltimore, making a career-high 9 starts, and played in all 4 playoff games with 1 start...Caught 12 passes for 156 yards and 2 TDs...Suffered a broken collarbone on the 1st day of training camp and was inactive for all preseason games and the 1st 2 regular-season games...Had 1 reception for 8 yards in **Super Bowl XXXV at NYG (1/28/01)**...Made his 1st postseason start (no receptions) in the **Divisional playoff win at Ten. (1/7/01)**...Caught a 46-yard TD pass in **game 13 vs. Cle. (11/26)**, giving Baltimore a 21-7 lead en route to 44-7 win...Caught the game-winning TD pass in **game 11 at Ten. (11/12)**, converting 2-yard score with 0:25 to play for a 24-23 Ravens win that was Tennessee's 1st-ever loss at Adelphia Coliseum.

1999: (with Baltimore) Played in only 10 games, due in part to a recurring calf injury, but finished with **career highs** in receptions (29), yards (526) and receiving TDs (3)...His 18.1-yard receiving avg. led all Ravens with 7 or more catches...Had 2 of the team's 4-longest pass plays (76t and 64) and also had a 52-yard TD catch...Capped his season with **9 catches for 114 yards, both career highs**, in the **season finale at NE (1/2/00)**...His 9 receptions against the Patriots were the most by a Ravens' player all season...Caught 3 passes for 82 yards, including a 64-yarder in **game 16 vs. Cin. (12/26)**...Scored on a 76-yard pass in **game 12 vs. Ten. (12/5)**, the team's longest play of the season...Had 6 receptions for 73 yards in **game 10 at Cin. (11/21)**, including a 25-yard TD...Had a 52-yarder in third quarter of a 19-13 overtime win in **game 4 at Atl. (10/3)**.

1998: (with Baltimore) Played in 13 games (inactive for games 2, 3 and 7 due to injuries), and

PATRICK JOHNSON 11

recorded 12 receptions for 159 yards and 1 TD, plus 16 KORs for 24.9 avg. with 1 TD...Raced 97 yards for a TD on a KOR in **game 14 vs. Min. (12/13)**, which stands as the only game in NFL history with 3 KORs for TDs...Recorded his 1st-career TD reception in **game 8 vs. Jax. (11/1)**, a 3-yarder from Jim Harbaugh...He also had a 51-yard KOR...Had a season-high 42 receiving yards (on 2 catches) in **game 5 vs. Ten. (10/11)**...Made his *NFL debut* in **game 1 vs. Pit. (9/6)**, with 2 catches for 20 yards and 3 KOR for 29 yards.

COLLEGE, PERSONAL: Played 4 seasons at Oregon and finished his career ranked 8th on the school's all-time receiving list with 110 catches (1,919 yards)...Had 55 receptions for 1,072 yards and 8 TDs as a senior...Earned 2nd-team All-Pac-10 honors as a senior as both a WR and KR...Finished his career with 3,844 all-purpose yards...Also an accomplished sprinter at the University of Oregon, Johnson finished ahead of Carl Lewis in the 100 meters at the 1995 Drake Relays, clocking a 10.26...He earned NCAA All-American honors in both the 100 and 200-meter events...Attended Redlands (CA) HS...Played just 1 year of high school football, but earned all-conference honors with 780 rushing yards, 312 receiving yards and 12 TDs...Won the California state championships in the 100 and 200-meter dashes in HS and represented the U.S. on the junior national team...Earned his degree in journalism/communications from Oregon...Born 8/10/76 in Gainesville, GA...Full name: Patrick Jevon Johnson.

2003

Game-by-Game

Redskins

Receiving

Date/Opp.	Rec.	Yds	Avg.	LG	TDs	Rushing				
						No.	Yds	Avg.	LG	TDs
9/4 vs. NYJ	0	0	0.0	0	0	0	0	0.0	0	0
9/14 @ Atl.	0	0	0.0	0	0	0	0	0.0	0	0
9/21 vs. NYG	2	34	17.0	27	0	0	0	0.0	0	0
9/28 vs. NE	0	0	0.0	0	0	0	0	0.0	0	0
10/5 at Phi.	1	8	8.0	8	0	0	0	0.0	0	0
10/12 vs. TB	0	0	0.0	0	0	0	0	0.0	0	0
10/19 @ Buf.	1	9	9.0	9	0	0	0	0.0	0	0
11/2 @ Dal.	3	55	18.3	31	0	0	0	0.0	0	0
11/9 vs. Sea.	0	0	0.0	0	0	0	0	0.0	0	0
11/16 @ Car.	2	16	8.0	10	1	0	0	0.0	0	0
11/23 @ Mia.	4	26	6.5	10	0	0	0	0.0	0	0
11/30 vs. NO	1	13	13.0	13	0	0	0	0.0	0	0
12/7 @ NYG	1	9	9.0	9	0	0	0	0.0	0	0
12/14 vs. Dal.	0	0	0.0	0	0	0	0	0.0	0	0
12/21 @ Chi.	0	0	0.0	0	0	0	0	0.0	0	0
12/27 vs. Phi.	0	0	0.0	0	0	0	0	0.0	0	0
Totals	15	170	11.3	31	1	0	0	0.0	0	0

2001

Game-by-Game

Ravens

Receiving

Date/Opp.	Rec.	Yds	Avg.	LG	TDs	Rushing				
						No.	Yds	Avg.	LG	TDs
9/9 vs. Chi.	1	25	25.0	25	0	0	0	0.0	0	0
9/23 @ Cin.	4	32	8.0	13	1	0	0	0.0	0	0
9/30 @ Den.	0	0	0.0	0	0	0	0	0.0	0	0
10/7 vs. Ten.									INACTIVE-SHOULDER	
10/14 @ GB									INACTIVE-SHOULDER	
10/21 @ Cle.									INACTIVE-SHOULDER	
10/28 vs. Jax.									INACTIVE-SHOULDER	
11/4 @ Pit.									INACTIVE-SHOULDER	
11/12 @ Ten.									INACTIVE-SHOULDER	
11/18 vs. Cle.									INACTIVE-SHOULDER	
11/25 @ Jax.									INACTIVE-SHOULDER	
12/2 vs. Ind.									INACTIVE-SHOULDER	
12/16 vs. Pit.									INACTIVE-SHOULDER	
12/23 vs. Cin.									INACTIVE-SHOULDER	
12/29 @ TB									INACTIVE-SHOULDER	
1/7/02 vs. Min.									INACTIVE-SHOULDER	
Totals	5	57	11.4	25	1	0	0	0.0	0	0
Playoffs										
1/13/02 @ Mia.									INACTIVE-SHOULDER	
1/20/02 @ Pit.									INACTIVE-SHOULDER	
Totals									INACTIVE-SHOULDER	

2002

Game-by-Game

Jaguars

Receiving

Date/Opp.	Rec.	Yds	Avg.	LG	TDs	Rushing				
						No.	Yds	Avg.	LG	TDs
9/8 vs. Ind	1	18	18.0	18	1	0	0	0.0	0	0
9/15 @ KC	4	97	24.3	79	1	1	-9	-9.0	-9	0
9/29 vs. NYJ	0	0	0.0	0	0	0	0	0.0	0	0
10/6 vs. Phi.	3	39	13.0	17	0	0	0	0.0	0	0
10/13 @ Ten.	0	0	0.0	0	0	0	0	0.0	0	0
10/20 @ Bal.	1	33	33.0	33	0	0	0	0.0	0	0
10/27 vs. Hou.									INACTIVE-ABDOMEN	
11/3 @ NYG	0	0	0.0	0	0	0	0	0.0	0	0
11/10 vs. Was.									INACTIVE-ABDOMEN	
11/17 @ Hou.									INACTIVE-ABDOMEN	
11/24 @ Dal.									INACTIVE-ABDOMEN	
12/1 vs. Pit.									INACTIVE-ABDOMEN	
12/8 vs. Cle.	0	0	0.0	0	0	0	0	0.0	0	0
12/15 @ Cin.									INACTIVE-ABDOMEN	
12/22 vs. Ten.									INACTIVE-ABDOMEN	
12/29 @ Ind.	0	0	0.0	0	0	0	0	0.0	0	0
Totals	9	187	20.8	79	2	1	-9	-9.0	-9	0

2000

Game-by-Game

Ravens

Receiving

Date/Opp.	Rec.	Yds	Avg.	LG	TDs	Rushing				
						No.	Yds	Avg.	LG	TDs
9/3 @ Pit.									INACTIVE-COLLARBONE	
9/10 vs. Jax.									INACTIVE-COLLARBONE	
9/17 @ Mia.	2	23	11.5	14	0	0	0	0.0	0	0
9/24 vs. Cin.	0	0	0.0	0	0	0	0	0.0	0	0
10/1 @ Cle.	0	0	0.0	0	0	0	0	0.0	0	0
10/8 @ Jax.	0	0	0.0	0	0	0	0	0.0	0	0
10/15 @ Was.	0	0	0.0	0	0	0	0	0.0	0	0
10/22 vs. Ten.	1	4	4.0	4	0	0	0	0.0	0	0
10/29 vs. Pit.									INACTIVE	
11/5 @ Cin.	2	24	12.0	13	0	1	19	19.0	19	0
11/12 @ Ten.	3	24	8	13	1	0	0	0.0	0	0
11/19 vs. Dal.	0	0	0.0	0	0	0	0	0.0	0	0
11/26 vs. Cle.	2	54	27.0	46	1	1	2	2.0	2	0
12/10 vs. SD	0	0	0.0	0	0	0	0	0.0	0	0
12/17 @ Ari.	2	27	13.5	19	0	0	0	0.0	0	0
12/24 vs. NYJ	0	0	0.0	0	0	0	0	0.0	0	0
Totals	12	156	13.0	46	2	2	21	10.5	19	0
Playoffs										
12/31 vs. Den.	0	0	0.0	0	0	0	0	0.0	0	0
1/7/01 @ Ten.	0	0	0.0	0	0	0	0	0.0	0	0
1/14/01 @ Oak	0	0	0.0	0	0	0	0	0.0	0	0
1/28/01 @ NYG	1	8	8.0	8	0	0	0	0.0	0	0
Totals	1	8	8.0	8	0	0	0	0.0	0	0

PATRICK JOHNSON

PATRICK JOHNSON 11

1999									
Game-by-Game Ravens									
Date/Opp.	Rec.	Yds	Avg.	LG	Rushing				
					No.	Yds	Avg.	LG	TDs
9/12 @ STL					INACTIVE				
9/19 vs. Pit.	0	0	0.0	0	0	0	0.0	0	0
9/26 vs. Cle.					INACTIVE				
10/3 @ Atl.	1	52	52.0	52	1	0	0	0.0	0
10/10 @ Ten.	4	57	14.3	21	0	0	0	0.0	0
10/21 vs. KC					INACTIVE				
10/31 vs. Buf.					DNP				
11/7 @ Cle.	1	10	10.0	10	0	0	0	0.0	0
11/14 @ Jax.					INACTIVE				
11/21 @ Cin.	6	73	12.2	25	1	0	0	0.0	0
11/28 vs. Jax.	1	19	19.0	19	0	0	0	0.0	0
12/5 vs. Ten.	1	76	76.0	76	1	0	0	0.0	0
12/12 @ Pit.					INACTIVE				
12/19 vs. NO	3	43	14.3	19	0	0	0	0.0	0
12/26 vs. Cin.	3	82	27.3	64	0	1	12	12.0	12
1/2/00 @ NE	9	114	12.7	29	0	0	0	0.0	0
Totals	29	526	18.1	76	3	1	12	12.0	12

1998									
Game-by-Game Ravens									
Date/Opp.	Rec.	Yds	Avg.	LG	Rushing				
					No.	Yds	Avg.	LG	TDs
9/6 vs. Pit.	2	23	11.5	10	0	0	0	0.0	0
9/13 @ NYJ					INACTIVE				
9/20 @ Jax.					INACTIVE				
9/27 vs. Cin.	0	0	0.0	0	0	0	0	0.0	0
10/11 vs. Ten.	2	42	21.0	35	0	0	0	0.0	0
10/18 @ Pit.	3	39	13.0	23	0	0	0	0.0	0
10/25 @ GB					INACTIVE				
11/1 vs. Jax.	3	26	8.7	18	1	0	0	0.0	0
11/8 vs. Oak.	0	0	0.0	0	0	0	0	0.0	0
11/15 @ SD	0	0	0.0	0	0	0	0	0.0	0
11/22 @ Cin.	0	0	0.0	0	0	0	0	0.0	0
11/29 vs. Ind.	0	0	0.0	0	0	0	0	0.0	0
12/6 @ Ten.	0	0	0.0	0	0	0	0	0.0	0
12/13 vs. Min.	0	0	0.0	0	0	0	0	0.0	0
12/20 @ Chi.	2	29	14.5	15	0	0	0	0.0	0
12/27 vs. Det.	0	0	0.0	0	0	0	0	0.0	0
Totals	12	159	13.3	35	1	0	0	0.0	0

PATRICK JOHNSON

REGULAR SEASON

RECEIVING

Year	No.	Yds.	Avg.	LG	TD
<i>Baltimore</i>					
1998	12	159	13.3	35	1
1999	29	526	18.1	76t	3
2000	12	156	13.0	46t	2
2001	5	57	11.4	25	1
Totals	58	898	15.4	76t	7
<i>Jacksonville</i>					
2002	9	187	20.8	79t	2
Totals	9	187	20.8	79t	2
<i>Washington</i>					
2003	15	170	11.3	31	1
Totals	15	170	11.3	31	1
<i>Cincinnati/Baltimore</i>					
2004	0	0	0.0	0	0
Totals	0	0	0.0	0	0
Career	82	1,255	15.3	79t	10

CAREER SINGLE-GAME HIGHS (regular season)

Receptions:

9 (1/2/00 at NE)

Yardage:

114 (1/2/00 at NE)

Long Gain:

79 (9/15/02 at KC)

Touchdowns:

1 10 times (last: 11/16/03 at Car.)

PATRICK JOHNSON

POSTSEASON

RECEIVING

Year	No.	Yds.	Avg.	LG	TD
<i>Baltimore</i>					
2000	1	8	8.0	8	0
2001					
			DNP		
Totals	1	8	8.0	8	0



TERRY JONES
TIGHT END
YEARS IN NFL: 4
HT: 6'3 WT: 260
COLLEGE: Alabama
HS: Central (Tuscaloosa, AL)
BORN: 12/3/79, Tuscaloosa, AL
JOINED RAVENS: Draft 5 (155th), 2002

82

GAMES PLAYED/STARTED: (2002, 14/6); (2003, 16/13); (2004, 15/10) **Total 45/29**

Playoffs (2003, 1/1) **Total 1/1**

TRANSACTIONS: Terry Jones re-signed with the Baltimore Ravens on 4/11/05...Originally selected by the Ravens with the 155th overall pick (5th round) of the 2002 college draft...Only the 3rd TE drafted by the Ravens in franchise history (Todd Heap 1st-2001; Cam Quayle 7th-1998)...Second player from Alabama drafted by the Ravens (Ralph Staten 7c-1997)...His father, Terry Jones, Sr., played with Ravens GM Ozzie Newsome at Alabama.

PRO: Terry Jones has developed into a formidable offensive weapon as 1 of the best blockers on the team, plus soft hands...An athletic TE who saw action in 15 games, starting 10 in 2004, while posting a *career-high 20 receptions* for 152 yards and 1 TD...Played in all 16 games, starting 13 in 2003...Pulled in 19 receptions for 159 yards and 3 TDs in the regular season and 2 receptions for 16 yards in the Ravens' Wild Card game vs. Ten....Saw action in 14 games, starting 6 in the 2-TE set in 2002...Pulled in 11 receptions for 106 yards and 1 TD as a rookie.

2004: Played in 15 games, starting 10, and finished the year with a career-high 20 receptions for 152 yards and 1 TD...Was both a solid run-blocker and a consistent target, catching at least 3 passes in 4 games...Was 1 of 4 TEs who were key contributors to the Ravens in 2004...Hauled in 3 receptions for 38 yards twice (10/4 vs. KC and 12/5 vs. Cin.)...He also had a TD reception in the season finale vs. Mia...**2004 SEASON HIGHLIGHTS:** Started in a 3-TE set and had 3 receptions for 24 yards (1 good for a 1st down) in **game 15 at Pit. (12/26)**...Subbed and tied for the team lead with 3 receptions for 38 yards (tied a *career high*), with 2 good for 1st downs in **game 12 vs. Cin. (12/5)**...Started and led the team with 3 receptions for 38 yards (12.7 avg.), 1 of which was good for a 1st down in **game 4 vs. KC (10/4)**...Started and hauled in 1 reception for 7 yards, and helped pave the way for the Ravens to rush for 254 yards in **game 3 at Cin. (9/26)**.

2003: Saw action in all 16 regular season games, starting 13 and also started the Ravens' postseason contest in 2003...Pulled in 19 receptions for 159 yards and 3 TDs in the regular season...**2003 SEASON HIGHLIGHTS:** Started and pulled in 2 receptions for 12 yards, including 1 for a TD in **game 12 vs. SF (11/30)**...Started at TE and helped to protect Anthony Wright, allowing him to throw for a career-high 319 yards and 4 TDs in a stunning 44-41 comeback OT win in **game 11 vs. Sea. (11/23)**...Started and pulled in 2 receptions for 9 yards, including his 1st TD reception of the season on a 5-yard strike in the fourth quarter in **game 7 vs. Den. (10/26)**...Started, in a 2-TE set, in **game 1 at Pit. (9/7)**, and hauled in 3 receptions for 21 yards.

2002: Saw action in 14 games, starting 6 as a rookie...Posted 11 receptions for 106 yards and 1 TD...Had 1 special teams tackle in 2002...**2002 SEASON HIGHLIGHTS:** Started in 2-TE set and had 2 receptions for 35 yards (17.5 avg.) in 23-19 win in **game 14 at Hou. (12/15)**...Had a spectacular grab, in which he was drilled by Texans S Matt Stevens, but held on for a 27-yard gain and a 1st down...Subbed and had 2 receptions for 11 yards, including his *1st-career TD* on a 6-yard reception in the fourth quarter in **game 13 vs. NO (12/8)**...Started in a 2-TE set in **game 10 at Mia. (11/17)**...Had 2 receptions for 22 yards, including 1 for a 1st down against the Dolphins...Saw action in **game 9 vs. Cin. (11/10)**...Hauled in his *1st-career reception* for 9 yards against the Jaguars...Was on the active roster, but did not play in **game 5 at Ind. (10/13)**...Saw action on special teams in 26-21 victory in **game 4 at Cle. (10/6)**...Was inactive (hand) in **game 3 vs. Den. (9/30)**...Earned his *1st NFL start*, as the Ravens began the game in a 2-TE set in **game 2 against TB (9/15)**.



OFF THE FIELD

Terry spoke to a select group of students at Crossroads Middle School at the Living Classrooms educational campus in December 2004. He spoke about goal setting and adapting to new situations.

TERRY JONES 82

COLLEGE, PERSONAL: Played in all 11 games, starting 9, as a senior at Alabama...Pulled down 12 receptions for 156 yards and 2 TDs, with a long of 39 yards...Also performed on special teams and had 4 total tackles...Posted 2 receptions for 28 yards at Vanderbilt...Had season-long 39-yard catch at Mississippi...Grabbed 1st TD of season vs. LSU...Hauled in season-high 3 receptions for 20 yards, including 1 TD at Auburn...Team co-captain...Played in only 5 games before suffering season-ending



knee injury as a junior...Prior to knee injury, recorded 6 receptions for 123 yards for an impressive 20.5 yards per reception average...Had at least 1 reception in every game prior to knee injury...Saw action in 11 games, starting 5 as a sophomore...Won team's Paul Crane Award for Most Improved Offensive Lineman after spring practice...Recorded 13 receptions for career-high 201 yards and 1 TD...Saw action in 11 games, starting 4 as a true freshman...Did not post a reception, but improved as a blocker throughout the year...Became 5th true freshman to start in a season opener in school history against BYU...Played only 1 year of football at Central (Tuscaloosa, AL) HS, earning All-State honors as a junior...Recorded 85 tackles, 2 sacks and 3 INTs...Played basketball as a senior before suffering a knee injury...Averaged 16 points and 8 rebounds as a junior...Was rated the No. 1 basketball player and No. 2 football player in the state coming out of high school...Business management major while at Alabama...Terry, along with Will Demps, served as coach for Greenspring (MD) Middle School basketball fundraiser in May 2003...Holds a football camp in his hometown of Tuscaloosa, AL every summer for financially-strapped youth...Also participated in the Art Monk Football Camp in July 2004, held at

McDaniel College, site of the Ravens training camp and a skills session for the Woodlawn Falcons, a Baltimore Pop Warner team...One of 4 Ravens to read to students as part of the Enoch Pratt Summer reading program in July 2004...Participated in several Gatorade Junior Training Camps throughout the year...Spoke to students at Fairmount-Harford and Lake Clifton HS for 2 Ravens R.I.S.E. Assemblies...Along with Anthony Weaver and teammates, Jones visited Hamilton Center, an assisted living facility in November, 2004...The players toured the facility and joined residents for lunch...Spoke to Crossroads Middle School students at the Living Classrooms educational facility in December, 2004...Also spoke to the students at the Forbrush school in April, 2005...Joined teammates at the Council of Ravens Roosts convention in Ocean City (June, 2004)...Spoke to students at Brooklyn Park Middle School and Crossroads Middle School (Living Classrooms)...Participated in the Goodwill Industries Gridiron Halloween Party in October 2004.

2004

Game-by-Game

Ravens

Receiving

Date/Opp.	Rec.	Yds	Avg.	LG	TDs	Rushing				
						No.	Yds	Avg.	LG	TDs
9/12 @ Cle.	0	0	0.0	0	0	0	0	0.0	0	0
9/19 vs. Pit.	1	11	11.0	11	0	0	0	0.0	0	0
9/26 @ Cin.	1	7	7.0	7	0	0	0	0.0	0	0
10/4 vs. KC	3	38	12.7	19	0	0	0	0.0	0	0
10/10 @ Was.	2	8	4.0	4	0	0	0	0.0	0	0
10/24 vs. Buf.	2	8	4.0	10	0	0	0	0.0	0	0
10/31 @ Phi.	3	10	3.3	4	0	0	0	0.0	0	0
11/7 vs. Cle.	0	0	0.0	0	0	0	0	0.0	0	0
11/14 @ NYJ	0	0	0.0	0	0	0	0	0.0	0	0
11/21 vs. Dal.	0	0	0.0	0	0	0	0	0.0	0	0
11/28 @ NE	0	0	0.0	0	0	0	0	0.0	0	0
12/5 vs. Cin.	3	38	12.7	19	0	0	0	0.0	0	0
12/12 vs. NYG	0	0	0.0	0	0	0	0	0.0	0	0
12/19 @ Ind.	1	7	7.0	7	0	0	0	0.0	0	0
12/26 @ Pit.	3	24	8.0	19	0	0	0	0.0	0	0
12/05 vs. Mia.	1	1	1.0	1	1	0	0	0.0	0	0
Totals	20	152	7.6	19	1	0	0	0.0	0	0

TERRY JONES

2003

Game-by-Game

Ravens

Receiving

Date/Opp.	Rec.	Yds	Avg.	LG	TDs	Rushing				
						No.	Yds	Avg.	LG	TDs
9/7 @ Pit.	3	21	7.0	8	0	0	0	0.0	0	0
9/14 vs. Cle.	1	6	6.0	6	0	0	0	0.0	0	0
9/21 @ SD	2	11	5.5	6	0	0	0	0.0	0	0
9/28 vs. KC	0	0	0.0	0	0	0	0	0.0	0	0
10/12 @ Ari.	1	17	17.0	17	0	0	0	0.0	0	0
10/19 @ Cin.	1	15	15.0	15	0	0	0	0.0	0	0
10/26 vs. Den.	2	9	4.5	5	1	0	0	0.0	0	0
11/2 vs. Jax.	1	17	17.0	17	0	0	0	0.0	0	0
11/9 @ STL	1	5	5.0	5	0	0	0	0.0	0	0
11/16 @ Mia.	0	0	0.0	0	0	0	0	0.0	0	0
11/23 vs. Sea.	0	0	0.0	0	0	0	0	0.0	0	0
11/30 vs. SF	2	12	6.0	6	1	0	0	0.0	0	0
12/7 vs. Cin.	0	0	0.0	0	0	0	0	0.0	0	0
12/14 @ Oak.	1	25	25.0	25	0	0	0	0.0	0	0
12/21 @ Pit.	2	11	5.5	10	1	0	0	0.0	0	0
12/28 vs. Cle.	2	10	5.0	5	0	0	0	0.0	0	0
Totals	19	159	8.4	25	3	0	0	0.0	0	0

Playoffs

1/3/04 vs. Ten.	2	16	8.0	9	0	0	0	0.0	0	0
Totals	2	16	8.0	9	0	0	0	0.0	0	0

TERRY JONES 82



2002

Game-by-Game

Ravens

Receiving

Date/Opp.	Rec.	Yds	Avg.	LG	TDs	Rushing				
						No.	Yds	Avg.	LG	TDs
9/8 @ Car.	0	0	0.0	0	0	0	0	0.0	0	0
9/15 vs. TB	0	0	0.0	0	0	0	0	0.0	0	0
9/30 vs. Den.	0	0	0.0	0	0	0	0	0.0	0	0
10/6 @ Cle.	0	0	0.0	0	0	0	0	0.0	0	0
10/13 @ Ind.	0	0	0.0	0	0	0	0	0.0	0	0
10/20 vs. Jax.	1	4	4.0	4	0	0	0	0.0	0	0
10/27 vs. Pit.	1	10	10.0	10	0	0	0	0.0	0	0
11/3 @ Atl.	0	0	0.0	0	0	0	0	0.0	0	0
11/10 vs. Cin.	2	22	11.0	14	0	0	0	0.0	0	0
11/17 @ Mia.	2	22	11.0	15	0	0	0	0.0	0	0
11/24 vs. Ten.	1	2	2.0	2	0	0	0	0.0	0	0
12/1 @ Cin.	0	0	0.0	0	0	0	0	0.0	0	0
12/8 vs. NO	2	11	5.5	6	1	0	0	0.0	0	0
12/15 @ Hou.	2	35	17.5	27	0	0	0	0.0	0	0
12/22 vs. Cle.	0	0	0.0	0	0	0	0	0.0	0	0
12/29 @ Pit.	0	0	0.0	0	0	0	0	0.0	0	0
Totals	11	106	9.6	27	1	0	0	0.0	0	0

REGULAR SEASON

RECEIVING

Year	No.	Yds.	Avg.	LG	TD
2002	11	106	9.6	27	1
2003	19	159	8.4	25	3
2004	20	152	7.6	19	1
Totals	50	417	8.5	27	5

SPECIAL TEAMS TACKLES (4): 2002 (1); 2003 (3)

CAREER SINGLE-GAME HIGHS (regular season)

Receptions:

3 5 times (last: 12/26/04 at Pit.)

Yardage:

38 2 times (last: 12/5/04 vs. Cin.)

Long Gain:

27 (12/15/02 at Hou.)

Touchdowns:

1 5 times (last: 1/2/05 vs. Mia.)

POSTSEASON

RECEIVING

Year	No.	Yds.	Avg.	LG	TD
2003	2	16	8.0	9	0
Totals	2	16	8.0	9	0

TERRY JONES

DID YOU KNOW?

Terry's father, Terry Sr., is the strength coach at Alabama and played with Ozzie Newsome while with the Crimson Tide.



MAAKE KEMOEATU
DEFENSIVE TACKLE
YEARS IN NFL: 4
HT: 6'5" WT: 350
COLLEGE: Utah
HS: Kahuku (HI)
BORN: 1/10/79, Tonga
JOINED RAVENS: Free Agent, 2002

92

GAMES PLAYED/STARTED: (2002, 16/1); (2003, 15/1); (2004, 14/3) **Total 45/5**

Playoffs: (2003, 1/0) **Total 1/0**


TRANSACTIONS: Maake Kemoeatu re-signed with the Baltimore Ravens on 4/5/05...Re-signed with the Ravens on 6/2/04...Originally signed with Baltimore as a rookie free agent on 4/26/02.

PRO: Strong, massive run-stuffer with a non-stop motor...Good athlete with good balance and strength, who played in 14 games in 2004, starting 3, while netting a *career-high 48 tackles*...Played in 15 regular season games, starting 1, and subbed in the Ravens' postseason contest in 2003...Recorded 24 tackles (14 solo), 1 sack and 1 PD in the regular season and 2 solo tackles in the playoffs...Saw action in 16 games, starting 1, after making the team as a rookie free agent...Posted 32 tackles and 2 sacks in 2002.

2004: Played in 14 games, starting 3, and seeing the most action of his 3-year NFL career...Tallied a *career-high 48 tackles*, including 27 solo stops, as a regular contributor to the Ravens' interior DL...Started in place of injured NT Kelly Gregg in the 30-13 victory over the Steelers in game 2, helping Pittsburgh to its only loss of the regular season...Tallied 5 tackles and helped hold the Steelers under 100 yards rushing...Started at NT and led the DL with a *career-high 8 tackles* in game 3 at Cin. (9/26)...**2004 SEASON HIGHLIGHTS:** Returned from a calf injury and netted 5 tackles, including 4 solo in game 15 at Pit. (12/26)...Was inactive (calf) in games 13 and 14...Saw action off the bench and tied for DL lead with 6 tackles (4 solo) and 1 QB hit in game 12 vs. Cin. (12/5)...Saw action off the bench and recorded 5 tackles, including 3 solo in the 30-10 win in game 10 vs. Dal. (11/21)...Started at NT and led the DL with a *career-high 8 tackles* in game 3 at Cin. (9/26)...Started his 3rd-career game, filling in for the injured Kelly Gregg and plugged the middle, helping to hold the Steelers under 100 yards rushing in 30-13 win in game 2 vs. Pit. (9/19)...Kemo posted 5 tackles and 3 QB hits against the Steelers.

2003: Played in 15 regular season games, starting 1, and subbed in the Ravens' postseason contest in 2003...Recorded 24 tackles (14 solo), 1 sack and 2 PD in the regular season, and 2 solo tackles in the playoffs...**2003 SEASON HIGHLIGHTS:** Saw extensive action from scrimmage and responded with 5 solo tackles and his 1st sack of the season (-7 yards) in game 15 at Cle. (12/21)...Posted 3 tackles and was tough against the run in extended action in game 10 at Mia. (11/16)...Subbed and posted 2 tackles in game 5 at Ari. (10/12)...Saw action from scrimmage and on special teams in game 4 vs. KC (9/28)...Posted 2 assisted tackles and 1 QB hit in the 24-10 win in game 3 at SD (9/21)...Had 2 tackles (1 solo) in 33-13 win in game 2 vs. Cle. (9/14).

2002: Saw action in 16 games, starting 1, after making the team as a rookie free agent...Recorded 32 tackles (20 solo) and 2 sacks (-6 yards) in 2002...**2002 SEASON TOTAL:** Subbed and recorded 3 solo tackles and 1 sack (2 yards) in game 16 at Pit. (12/29)...Came off the bench to record 1 assisted tackle in game 15 vs. Cle. (12/22)...Subbed and recorded 4 tackles in 38-27 win in game 9 vs. Cin. (11/10)...Came off the bench and recorded 3 tackles in game 8 at Atl. (11/3)...Had 3 tackles (all solo), including his *1st-career sack against the Colts*...Also had a QB pressure on Peyton Manning, forcing an INT by S Anthony Mitchell...Posted 2 tackles while starting at DE in his *1st NFL game* in the season opener at Car. (9/8).



OFF THE FIELD

Maake spoke to students at Brooklyn Park Middle School and Crossroads Middle School (Living Classrooms) and also participated in several community events in Hawaii during Pro Bowl week 2005.

MAAKE KEMOEAU 92

COLLEGE, PERSONAL: Four-year performer at Utah, who started 35 of 43 games...Finished his career with 160 tackles (58 solo), 9 sacks and 8 TFL...All-Mountain West Conference honorable mention as a senior...Started every game, except 1...Recorded 30 tackles (12 solo) with a pass deflection and a QB pressure...Posted 5 tackles and 1 QB pressure against BYU...Had 5 tackles (3



solo) against Air Force...All-Mountain West Conference honorable mention as a junior...Started every game at NG...Posted 52 tackles (23 solo), 4 sacks and 9 TFL...Totaled a career-high 8 tackles against Washington State...Posted 6 tackles, 1 sack and 2 TFL against Colorado...Started every game at NG as a sophomore...Recorded a career-high 59 tackles (16 solo) with 5 sacks and 8 tackles for loss...Added 8 QB pressures...Collected 7 tackles and 2 sacks and blocked a FG against BYU...Blocked a PAT to preserve a 17-16 win against Fresno State in the Las Vegas Bowl...Played in 10 games, starting 3 as a freshman...Finished with 19 tackles (7 solo), 1 TFL and a PD...Amassed 7 tackles and 1 pressure against San Diego State...All-Star team selection at Kahuku (HI) HS, earning OIA Defensive Player of the Year honors as a senior...Team captain...Led Kahuku to the Hawaii OIA championship...Also participated in track (shot and discus)...Sociology major...Spoke to students at the Wellwood International School, and dressed as Santa Claus during the Ravens' annual holiday party for Baltimore City PAL participants at ESPNZone...Kemo also visited the Ravens Roost Annual Convention at Ocean City (MD) in May

2002 and June 2004...Maake participated in several Gatorade Jr. Training Camps during the season...He also participated in former Raven Joe Salave'a's 2004 youth football camps in Hawaii and American Samoa...Gave demonstrations at the Ravens Football 101 session (2003)...Participated in several community visits in Hawaii during Pro Bowl week 2005, including a stop to the Hawaii State Hospital, a state public psychiatric facility...Spoke to students at Brooklyn Park Middle School and Crossroads Middle School (Living Classrooms)...Participated in the Goodwill Industries Gridiron Halloween Party in October 2004...Played with younger brother, Chris, during 2001 season at Utah...Chris was a 6th round pick (204th overall) of the Pittsburgh Steelers in 2005...Name is pronounced ma-AH-kay key-moy-AH-too...Full name is Maafe Tu'Amelie Kemoatu.

2004 Game-by-Game Tackles Ravens

Date/Opp.	TT	Solo	AS	INT	FF	FR	Sacks	PD
9/12 @ Cle.	3	2	1	0-0	0	0	0-0	0
9/19 vs. Pit.	5	3	2	0-0	0	0	0-0	0
9/26 @ Cin.	8	3	5	0-0	0	0	0-0	0
10/4 vs. KC	3	1	2	0-0	0	0	0-0	0
10/10 @ Was.	1	0	1	0-0	0	0	0-0	0
10/24 vs. Buf.	2	1	1	0-0	0	0	0-0	0
10/31 @ Phi.	1	0	1	0-0	0	0	0-0	0
11/7 vs. Cle.	3	1	2	0-0	0	0	0-0	0
11/14 @ NYJ	2	2	0	0-0	0	0	0-0	0
11/21 vs. Dal.	5	3	2	0-0	0	0	0-0	0
11/28 @ NE	3	2	1	0-0	0	0	0-0	0
12/5 vs. Cin.	6	4	2	0-0	0	0	0-0	0
12/12 vs. NYG	INACTIVE							
12/19 @ Ind.	INACTIVE							
12/26 @ Pit.	5	4	1	0-0	0	0	0-0	0
1/2/05 vs. Mia.	1	1	0	0-0	0	0	0-0	0
Totals	48	27	21	0-0	0	0	0-0	0

2003 Game-by-Game Tackles Ravens

Date/Opp.	TT	Solo	AS	INT	FF	FR	Sacks	PD
9/7 @ Pit.	1	0	1	0-0	0	0	0-0	0
9/14 vs. Cle.	2	1	1	0-0	0	0	0-0	0
9/21 @ SD	2	0	2	0-0	0	0	0-0	0
9/28 vs. KC	0	0	0	0-0	0	0	0-0	0
10/12 @ Ari.	1	0	1	0-0	0	0	0-0	0
10/19 @ Cin.	1	1	0	0-0	0	0	0-0	0
10/26 vs. Den.	INACTIVE							
11/2 vs. Jax.	2	1	1	0-0	0	0	0-0	0
11/9 @ STL	0	0	0	0-0	0	0	0-0	0
11/16 @ Mia.	3	2	1	0-0	0	0	0-0	0
11/23 vs. Sea.	1	0	1	0-0	0	0	0-0	1
11/30 vs. SF	2	1	1	0-0	0	0	0-0	0
12/7 vs. Cin.	1	1	0	0-0	0	0	0-0	0
12/14 @ Oak.	2	1	1	0-0	0	0	0-0	0
12/21 @ Cle.	5	5	0	0-0	0	0	1-7	0
12/28 vs. Pit.	1	1	0	0-0	0	0	0-0	0
Totals	24	14	10	0-0	0	0	1-7	1
Playoffs								
1/3/04 vs. Ten.	2	2	0	0-0	0	0	0-0	0
Totals	2	2	0	0-0	0	0	0-0	0

MAAKE KEMOEAU

MAAKE KEMOEATU 92

2002

Game-by-Game Tackles

Ravens

Date/Opp.	TT	Solo	AS	INT	FF	FR	Sacks	PD
9/8 @ Car.	2	2	0	0-0	0	0	0-0	0
9/15 vs. TB	2	1	1	0-0	0	0	0-0	0
9/30 vs. Den.	2	1	1	0-0	0	0	0-0	0
10/6 @ Cle.	1	1	0	0-0	0	0	0-0	0
10/13 @ Ind.	3	3	0	0-0	0	0	1-4	0
10/20 vs. Jax.	1	1	0	0-0	0	0	0-0	0
10/27 vs. Pit.	4	1	3	0-0	0	0	0-0	0
11/3 @ Atl.	3	1	2	0-0	0	0	0-0	0
11/10 vs. Cin.	4	1	3	0-0	0	0	0-0	0
11/17 @ Mia.	4	2	2	0-0	0	0	0-0	0
11/24 vs. Ten.	2	2	0	0-0	0	0	0-0	0
12/1 @ Cin.	1	0	1	0-0	0	0	0-0	0
12/8 vs. NO	1	1	0	0-0	0	0	0-0	0
12/15 @ Hou.	2	2	0	0-0	0	0	0-0	0
12/22 vs. Cle.	1	0	1	0-0	0	0	0-0	0
12/29 @ Pit.	3	3	0	0-0	0	0	1-2	0
Totals	36	22	14	0-0	0	0	2-6	0



REGULAR SEASON

Year	TT	Solo	AS	Sacks	FR	FF	TDs	INTs	PD
2002	36	22	14	2-6	0	0	0	0-0	0
2003	24	14	10	1-7	0	0	0	0-0	1
2004	48	27	21	0-0	0	0	0	0-0	0
Totals	108	63	45	3-13	0	0	0	0-0	1

CAREER SINGLE-GAME HIGHS (regular season)

Total Tackles:

8 (9/26/04 at Cin.)

Sacks:

1 (12/21/03 at Cle.)

Forced Fumbles:

0

Passes Defensed:

1 (11/23/03 vs. Sea.)

Solo Tackles:

5 (12/21/03 at Cle.)

INTs:

0

Fumble Recoveries:

0

MAAKE KEMOEATU

POSTSEASON

Year	TT	Solo	AS	Sacks	FR	FF	TDs	INTs	PD
2003	2	2	0	0-0	0	0	0	0-0	0
Totals	2	2	0	0-0	0	0	0	0-0	0

LINEMAN OF THE YEAR

PRESENTED ANNUALLY TO THE RAVENS' PLAYER SELECTED BY THE "LINEMAN" COMMITTEE*

PAST WINNERS

- 1999 - DE Rob Burnett
- 2000 - DT Lionel Dalton
- 2001 - G Edwin Mulitalo
- 2002 - DE Adalius Thomas
- 2003 - DE Anthony Weaver
- 2004 - DT Maafe Kemoiatu

*TRI-STATE RAVENS NEST NO. 12 - HAGERSTOWN, MD. - BIRDS OF PREY - MD, PA, WV



JAMAL LEWIS
RUNNING BACK
 YEARS IN NFL: 6
 HT: 5'11" WT: 245
 COLLEGE: Tennessee
 HS: Douglas (Atlanta, GA)
 BORN: 8/26/79, Atlanta, GA
 JOINED RAVENS: Draft 1^a (5th), 2000
 PRO BOWLS (1): 2003

31

GAMES PLAYED/STARTED: (2000, 16/13); (2001, IR); (2002, 16/15); (2003 16/16); (2004, 12/12)
Total 60/56

Playoffs (2000, 4/3); (2001, IR); (2003, 1/1) **Total 5/4**

TRANSACTIONS: Jamal Lewis was selected with the 5th overall choice in the 2000 NFL Draft...The pick was obtained from the Atlanta Falcons in a 1999 draft-day trade for the Ravens' 1999 2nd-round choice (42nd overall).

PRO: *Pro Bowl performer (2003)* and *NFL Offensive Player of the Year (2003)*, who is an explosive athlete with the power and size to run inside and the speed to break off big runs...Saw action in only 12 games, but still managed to rack up 1,006 yards (4.3 avg.) and 7 TDs in 2004...Lewis has compiled 3,072 yards and 21 TDs in the last 2 seasons...Lewis enters 2005 with a team record 28-career (including playoffs) 100-yard rushing games, including 16 over the last 2 seasons...*2003 AP Offensive Player of the Year* and *1st-time Pro Bowler*, Lewis is an explosive runner with breakaway speed who produced a historic, record-breaking season in 2003...Lewis rushed for the *2nd most yards in NFL history (2,066)*, behind Eric Dickerson (2,105 in 1984), and was 2nd in the league with 2,271 combined yards from scrimmage...Lewis set the *single-game NFL rushing record* with 295 yards against the Browns (9/14/03), including the longest run in franchise history (82 yards)...Became just the 5th player in NFL history to rush for 2,000 yards and earned his *1st Pro Bowl* nod...Was the 1st Raven ever to be named *AP Offensive Player of the Year*...Named *1st-team AP All-Pro* for the 1st time in his career (2nd-leading vote-getter with 46 behind Ray Lewis who had 49 of 50)...Also earned *Pro Football Weekly/PFWA Most Valuable Player* honors; was named to the *Pro Football Weekly All-NFL team*, *Football Digest All-Pro 1st-team* and *The Sporting News 1st-team All-Pro*...Carried the ball a *franchise-record* 387 times and led the NFL with 2,066 yards rushing, and a *franchise-record* 14 rushing TDs in 2003...Also had 26 receptions for 205 yards...In 2002, rushed for 1,327 yards and 6 TDs and had 47 receptions for 442 yards and 1 TD in his 1st season back from ACL surgery...Surpassed Priest Holmes as the Ravens' all-time leading rusher (2,691) in 2002...Stellar rookie year (2000), in which he rushed for a then-franchise-record 1,364 yards...Earned the *Football Digest Comeback Player of the Year* award in 2002...Lewis suffered a season-ending knee injury during the 2001 training camp and was placed on IR (8/28/01)...Lewis exploded onto the NFL scene in 2000, *joining Tony Dorsett (Dallas, 1977) as 1 of only 2 rookies to run for 1,000 yards for the eventual Super Bowl Champions*...Added 338 rushing yards on 103 carries and 4 TDs in the postseason run for the World Championship...Adept at catching the ball out of the backfield, Lewis also had 296 yards receiving for 1,660 total yards from scrimmage in the regular season (6th in the AFC and tops among NFL rookies)...Was the 1st RB selected in the 2000 draft, and the 1st of 5 RBS picked by other NFL teams in the 1st round.



OFF THE FIELD

Jamal served Thanksgiving dinner and ate with the young men of Aunt Hattie's Place, a year-round residential facility for youth.

2004: Started 12 games in 2004, missing 2 due to an ankle injury and 2 due to a suspension (also missed 3-1/2 quarters vs. Dallas with an ankle injury)...Carried the ball 235 times for 1,006 yards for a 4.3 yards per carry average with 7 TDs...It marked his 4th 1,000-yard+ rushing season...Lewis also pulled in 10 passes for 116 yards...Recorded 4 100-yard rushing games, including his 5th-highest total (186 yards on 18 carries) and the longest rush from scrimmage in the NFL in 2004 (75 yards) at Cin. (9/26)...Jamal also tied an NFL record with his 7th consecutive 100-yard rushing game against a single opponent with his 186-yard performance against the Bengals...His 4.3-yard average marks the 4th-consecutive season Lewis has averaged over 4 yards per carry...**2004 SEASON HIGHLIGHTS:** Recorded his 4th 100-yard rushing game of the season with his 34-carry, 167-yard and 1 TD performance in **game 16 vs. Miami (12/05)**...Lewis recorded his 4th 1,000-yard+ rushing season and his 7th

JAMAL LEWIS 31

TD against the Dolphins...Carried the ball 20 times for 130 yards, for a 6.5 yards per carry average, with a long of 47 in **game 14 at Ind. (12/19)**...Lewis also pulled in 2 receptions for 17 yards and picked up 5 1st downs on the ground against the Colts...Carried the ball 28 times for 116 yards (8 for 1st downs), including 97 in the second half in **game 5 at Was. (10/10)**...After averaging 1.9 yards per carry in the first half (10 att. for 19 yards), Lewis carried the ball 18 times in the second half, averaging 5.4 yards per carry against the Redskins...Rushed 18 times for 186 yards for a **career-high and franchise-record 10.3 yards per carry** average in **game 3 at Cin. (9/26)**...With his 186-yard performance, Lewis went over the 5,000-yard rushing mark, becoming the 5th-fastest ever to reach the mark...He was the 5th-youngest back to achieve the feat...Lewis also tied an **NFL record (Terrell Davis vs. Seattle - 1996-01) with his 7th-consecutive 100-yard rushing game against a single opponent**...Lewis not only ripped off a 75-yard rushing TD, but also pulled in his 1st reception of the year, for 46 yards against Cincinnati...Scored 2 rushing TDs in **game 2 vs. Pit. (9/19)**.

2003: Started all 16 games and earned his **1st Pro Bowl** nod after leading the league with 2,066 yards rushing...Set a franchise record with 14 rushing TDs and was 2nd in the league with 2,271 combined yards from scrimmage...Was named the **2003 AP Offensive Player of the Year**, becoming the 1st Raven ever to win the award...Also named **1st-team AP All-Pro** for the 1st time in his career (2nd-leading vote-getter with 46 behind only Ray Lewis, who had 49 of 50)...Also earned **Pro Football Weekly/PFWA Most Valuable Player** honors...Named to the **Pro Football Weekly All-NFL team, Football Digest All-Pro 1st-team** and the **Sporting News 1st-team All-Pro** honors...Also had 26 receptions for 205 yards...Was just the 5th player in league history to record 12 100-yard games in a single season...**2003 SEASON HIGHLIGHTS:** Earned **AFC Offensive Player of the Month honors for December** after carrying the ball 103 times for 624 yards (6.1 avg.) and 6 TDs in 4 games...Carried the ball 27 times for 114 yards and 1 TD in the **season finale vs. Pit. (12/28)**...Earned **Offensive AFC Player of the Week honors for week 16** as he posted his 11th 100-yard (and 2nd 200-yard) game of the season with 205 yards on 22 carries (9.3 avg.) in **game 15 at Cle. (12/21)**...Lewis set a **new NFL record with 500 yards rushing against one team** (vs. Cleveland) in a season, breaking O.J. Simpson's NFL record of 469 yards vs. NE in 1973...Carried the ball 30 times for 180 yards (good for 6 1st downs) and had his 9th 100-yard rushing game in **game 13 vs. Cin. (12/7)**...Lewis also scored a **career-high and franchise-record 3 rushing TDs** against the Bengals...His 3 TDs moved him into 2nd place on the Ravens' all-time scoring list with 146 points (began 2004 with 164), passing Jermaine Lewis (132)...Also **set a new franchise record with his 24th-career TD** (Jermaine Lewis - 22)...**Rushed a career-high 32 times** for 134 yards and 1 TD in **game 7 vs. Den. (10/26)**...Carried the ball 23 times for 132 yards (5.7 avg.) and 1 TD in **game 3 at SD (9/21)**...With his 132 yards, Lewis rushed for 427 yards in back-to-back games, which is the **5th-most yards in consecutive games in NFL history**...Posted the **greatest single-game rushing performance in the 83-year history of the NFL with 295 yards rushing** and 2 TDs on 30 carries in 33-13 victory in game 2 vs. Cle. (9/14), earning him **AFC Offensive Player of the Week** honors...Lewis **broke his own record with a 9.8 yards per carry average** (7.2 ypc at Cle., 10/6/02)...Also had the **longest rush in the history of the Ravens' franchise with his 82-yard TD run** on his 1st touch of the game.

2002: Returned after missing the entire 2001 season due to a knee injury to play in all 16 games, starting 15 in 2002...**Finished 6th in the AFC and 8th in the NFL with 1,327 yards rushing and 6 TDs on 308 attempts**...Had 5 100-yard rushing games...Was also 6th in the AFC and 8th in the NFL with 1,769 combined yards from scrimmage...Was 3rd on the team with **career highs in receptions (47) and yards (442) and 1 TD**...Became Ravens' all-time rushing leader with 2,691 yards and rushing attempts (617) in 2002...**2002 SEASON HIGHLIGHTS:** **Caught 4 passes for a career-high 108 yards.**

DID YOU KNOW? **295/205**

Ravens RB Jamal Lewis set an NFL record in 2003 when he rushed for 500 yards against one team (Cleveland) in a single season.

With his 295- and 205-yard performances vs. the Cleveland Browns in 2003, Lewis broke O.J. Simpson's record of 469 yards against New England (1973). His 295-yard rushing performance on 9/14/03 is an NFL record.

JAMAL LEWIS 31

including a career-long 77-yard TD catch and run in the third quarter in **game 13 vs. NO (12/8)**...Went over the 1,000-yard rushing mark for the season as he recorded his 4th 100-yard rushing game of 2002 in 27-23 win in **game 12 at Cin. (12/1)**...Carried the ball 22 times for 121 yards for a 5.5 yards per attempt average...**With 125 total yards against the Bengals, Jamal reached 3,000 combined yards for his career, 2nd-most on the Ravens' all-time list** (Jermaine Lewis - 8,001)...Rushed 17 times for 95 yards (5.6 avg.), with a long of 30 in **game 11 vs. Ten. (11/24)**...**Led the team with a career-high 7 receptions for 51 yards in game 5 at Ind. (10/13)**...Tied his then-career high with 187 yards rushing on 26 carries in **game 4 at Cle. (10/6)**.

2001: Suffered season-ending knee injury the 1st week of training camp and was placed on IR 8/28.

2000: Joined former Cowboy Tony Dorsett as the only rookies to run for 1,000 yards for the eventual Super Bowl Champions...Combined for 2,038 yards in regular season and postseason, rushing and receiving...Was a unanimous **All-Rookie** choice, but finished 2nd for **NFL Offensive Rookie of the Year** honors, behind Denver's Mike Anderson, the ex-Marine who rushed for 1,500 yards and 15 TDs...Lewis set a then-team single-season record with 1,364 rushing yards on 309 carries (4.4-yard avg.), 2nd among rookie RBs, and 6th overall in the conference in the regular season...Jamal also had 296 yards receiving for 1,608 yards from scrimmage (6th in the AFC and tops among NFL rookies)...In the playoffs, Jamal gained 338 yards on 103 carries and 4 TDs...In all, he rushed for over 100 yards in 7 games (5 in the regular season)...**2000 SEASON HIGHLIGHTS:** Rushed for 102 yards on 27 carries in **Super Bowl XXXV win over the Giants (1/28/01)**, his 7th 100-yard game of the season...Scored on a 3-yard TD run in the fourth quarter...**Won NFL Offensive Rookie of the Month for November**...Rushed for 170 yards on a season-high 30 carries and 2 TDs in the 44-7 win in **game 13 vs. Cle. (11/26)**...Not only surpassed the 1,000-yard mark, but also set the Ravens' single-season rushing mark (1,008 by Priest Holmes in 1998)...Gained 136 of his 170 yards in the first half...Also scored on a 1-yard rush to tie the score, 7-7, in the first quarter...Rushed for a season-high 187 yards on 28 carries in **game 12 vs. Dal. (11/19)**...Made his **1st NFL start in game 3 at Mia. (9/17)** and led all rushers with 76 yards on 9 carries (8.4-yard avg.).



COLLEGE, PERSONAL: Finished 3rd on Tennessee's all-time rushing list with 2,677 yards and 4th with 3,161 all-purpose yards despite playing only 3 seasons...Started 9 of 10 games as a junior in 1999 and led the Vols with 816 yards and 7 TDs on 182 carries for a 4.5-yard avg....Caught 15 passes for 193 yards and 1 TD...Was an All-SEC 2nd-team selection...Recorded 4 100-yard games plus a 99-yard rushing effort as a junior...Tied the school mark (held by former Raven Jay Graham) with his 13th-career 100-yard game vs. Arkansas, when he rushed 19 times for 147 yards and 1 TD...Raced 70 yards for a TD vs. South Carolina and finished with 146 yards on 14 carries...Gained 497 yards on 73 carries (6.8-

SINGLE-SEASON RUSHING LEADERS - RAVENS HISTORY



YARDS	CARRIES	PLAYER	YEAR
*2,066	387	Jamal Lewis	2003
1,364	309	Jamal Lewis	2000
1,327	308	Jamal Lewis	2002
1,008	233	Priest Holmes	1998
1,006	235	Jamal Lewis	2004
852	236	Errict Rhett	1999

*2nd most yards in a single season in NFL history

JAMAL LEWIS 31

yard avg.) in 4 starts as a sophomore in 1998...Raced 67 yards for 1 TD against Auburn and finished with 140 yards on 18 carries, but suffered a right knee injury against the Tigers (10/3) that ended his sophomore season...Earned Freshman All-America honors in 1997 by *The Sporting News* and won the SEC's Freshman of the Year Award from the *AP*...Also named 2nd-team All-SEC by the *AP*...Led the country in rushing among freshmen (3rd in the SEC and 14th in the country overall) with 1,364 yards on 232 carries (5.9-yard avg.) and 7 TDs...Also caught 23 passes for 275 yards and 2 TDs...Started 9 of 12 games...Lewis' 1,364 rushing yards was 2nd-most in school history, behind ex-Raven Jay Graham's 1,438 yards in 1995...Was the 1st true freshman in Vols history to rush for over 1,000 yards...Gained over 200 yards rushing twice...Carried the ball 31 times for 127 yards in the SEC Championship game vs. Auburn...Gained 90 yards on 14 carries in the FedEx Orange Bowl loss to Nebraska...In his 1st career start, had 155 yards rushing and 1 TD against Ole Miss...Rated the top FB prospect in the nation by *Super Prep* coming out of Douglas (Atlanta, GA) HS...Prep Star rated him as the No. 2 southern RB...Rushed for 1,716 yards and 25 TD as a senior and earned AAAA All-State and All-City honors...Named MVP of the Georgia-Florida All-Star Game with 137 yards on 11 carries (12.4 avg.) and 2 TDs...Gained 1,923 yards and scored 28 TDs as a junior and 1,240 yards and 15 TDs as a sophomore...In his 3 years as a starter, he rushed for a school-record 4,879 yards and 68 TDs, plus had a 9.7-yard average per carry...Also ran track...Arts and Science major...Hosted a Holiday party at the Druid Hill YMCA where he donated 120 new bicycles that were distributed to area children in 2000...Also donated bikes to the Northwest PAL Youth Football Team...Contributed money to the Center for Poverty Solutions, helping to raise over \$82,000 to fund its programs to help impoverished individuals and families throughout Baltimore and Maryland in 2002...Hosted a Holiday party at ESPNZone for underprivileged children in 2002 and 2003...Served as a coach for the Baltimore City Urban Tennis Program during the 2002 season...Spoke to the Boys & Girls Club of Baltimore City during training camp at McDaniel College...Hosted golf tournament for his Another Love for One Foundation at Hayfield Golf Course in 2003 and 2004...Proceeds benefited several inner city youth programs such as Baltimore City Urban Tennis Program...Conducted a football clinic for students in need in Atlanta in June of 2003 and 2004...In 2004, Jamal, who flew his mother and brother to Hawaii for the Pro Bowl, took them to visit a military unit at Pearl Harbor...Through his charitable arm, Another Love for One Foundation, Lewis donated infant furniture and other supplies to new Habitat for Humanity homeowner Robin Edwards at the NFL/United Way Hometown Huddle in 2004...He also served Thanksgiving dinner to young men at Aunt Hattie's Place, a year-round residential facility for youth...Participated in the All Community Team Auction Party, helping to raise over \$200,000 in the silent and live auctions...Full name: Jamal Lafitte Lewis.

TOUGH COMBINATION

Entering the 2005 season, Jamal Lewis ranks 2nd on the Ravens' all-time combined yardage list with 6,822 yards (5,763 rushing and 1,059 receiving). Jamal averaged 1,705.5 combined yards per season in the 4 years he played (missed the entire 2001 season after suffering a knee injury in training camp). That breaks down to 113.7 yards per game.

RAVENS TOP 10 COMBINED YARDAGE

NO.	NAME/YEARS	ATT.	YDS	AVG.	TD
1.	Jermaine Lewis (1996-2001)	532	8,001	15.0	22
2.	Jamal Lewis (2000-Current)	1,349	6,822	5.1	34
3.	Travis Taylor (2000-2004)	229	2,982	13.0	15
4.	Corey Harris (1998-2001)	125	2,951	23.6	1
5.	Qadry Ismail (1999-2001)	198	2,929	14.8	18
6.	Priest Holmes (1997-2000)	551	2,738	4.9	11
7.	Michael Jackson (1996-98)	183	2,596	14.2	18
8.	Derrick Alexander (1996-97)	134	2,170	16.2	18
9.	Todd Heap (2001-Current)	168	2,097	12.5	13
10.	Byron "Bam" Morris (1996-97)	432	1,955	4.5	9

JAMAL LEWIS 31

2004 Game-By-Game

Ravens					RECEIVING					
RUSHING										
Date/Opp.	No	Yds	Avg	LG TD	No	Yds	Avg	LG TD	TD	
9/12 @ Cle.	20	57	2.9	9	0					
9/19 vs. Pit.	24	62	2.6	12	2					
9/26 @ Cin.	18	186	10.3	75	1	46	46.0	46	0	
10/4 vs. KC	15	73	4.9	18	1					
10/10 @ Was.	28	116	4.1	26	0					
10/24 vs. Buf.	SUSPENDED									
10/31 @ Phi.	SUSPENDED									
11/7 vs. Cle.	22	81	3.7	15	1	14	14.0	14	0	
11/14 @ NYJ	30	71	2.4	11	0	3	20	6.7	17	
11/21 vs. Dal.	2	5	2.5	4	0	1	3	3.0	3	
11/28 @ NE	INACTIVE - ANKLE									
12/5 vs. Cin.	INACTIVE - ANKLE									
12/12 vs. NYG	8	32	4.0	11	0					
12/19 @ Ind.	20	130	6.5	47	0	2	17	8.5	11	
12/26 @ Pit.	14	26	1.9	11	1	2	16	8.0	14	
1/2/05 vs. Mia.	34	167	4.9	20	1					
Totals	235	1006	4.3	75	7	10	116	11.6	46	0

2002 Game-By-Game

Ravens					RECEIVING					
RUSHING										
Date/Opp.	No	Yds	Avg	LG TD	No	Yds	Avg	LG TD	TD	
9/8 @ Car.	17	64	3.8	18	0	4	33	8.3	16	
9/15 vs. TB	17	53	3.1	8	0	5	38	7.6	10	
9/30 vs. Den.	25	78	3.1	15	1	4	21	5.3	11	
10/6 @ Cle.	26	187	7.2	75	0	5	26	5.2	8	
10/13 @ Ind.	21	75	3.6	17	2	7	51	7.3	11	
10/20 vs. Jax.	28	119	4.3	13	0	1	11	11.0	11	
10/27 vs. Pit.	13	34	2.6	6	0	5	50	10.0	37	
11/3 @ Atl.	12	36	3.0	7	0	2	23	11.5	12	
11/10 vs. Cin.	21	135	6.4	31	2	0	0	0.0	0	
11/17 @ Mia.	17	47	2.8	8	0	1	26	26.0	26	
11/24 vs. Ten.	17	95	5.6	30	0	1	13	13.0	13	
12/1 @ Cin.	22	121	5.5	29	0	1	4	4.0	4	
12/8 vs. NO	17	48	2.8	9	1	4	108	27.0	77	
12/15 @ Hou.	20	49	2.5	10	0	4	12	3.0	5	
12/22 vs. Cle.	21	100	4.8	25	0	1	3	3.0	3	
12/29 @ Pit.	14	86	6.1	24	0	2	23	11.5	18	
Totals	308	1327	4.3	75	6	47	442	9.4	77	1

2000 Game-By-Game

Ravens					RECEIVING					
RUSHING										
Date/Opp.	No	Yds	Avg	LG TD	No	Yds	Avg	LG TD	TD	
9/3 @ Pit.	5	16	3.2	8	0	0	0	0.0	0	
9/10 vs. Jax.	5	7	1.4	5	0	0	0	0.0	0	
9/17 @ Mia.	9	76	8.4	45	0	2	22	11.0	16	
9/24 vs. Cin.	25	116	4.6	15	1	2	25	12.5	19	
10/1 @ Cle.	13	86	6.6	27	0	1	7	7.0	7	
10/8 @ Jax.	17	44	2.6	10	0	0	0	0.0	0	
10/15 @ Was.	16	34	2.1	8	0	3	4	1.3	9	
10/22 vs. Ten.	17	58	3.4	8	0	2	36	18.0	27	
10/29 vs. Pit.	19	93	4.9	35	0	3	53	17.7	40	
11/5 @ Cin.	22	109	4.9	22	0	3	70	23.3	45	
11/12 @ Ten.	23	99	4.3	30	1	1	15	15.0	15	
11/19 vs. Dal.	28	187	6.7	18	0	4	20	5.0	8	
11/26 vs. Cle.	30	170	5.7	36	2	0	0	0.0	0	
12/10 vs. SD	29	91	3.1	17	1	3	39	13	19	
12/17 @ Ari.	29	126	4.3	24	1	3	5	1.7	9	
12/24 vs. NYJ	22	52	2.4	12	0	0	0	0.0	0	
Totals	309	1364	4.4	45	6	27	296	11.0	45	0

Playoffs

12/31 vs. Den.	30	110	3.7	27	2	1	15	15.0	15	0
1/7/01 @ Ten.	17	47	2.8	14	1	0	0	0.0	0	0
1/14/01 @ Oak.	29	79	2.7	13	0	3	31	10.3	15	0
1/28/01 @ NYG	27	102	3.8	19	1	1	4	4.0	4	0
Totals	103	338	3.3	27	4	5	50	10.0	15	0

2003 Game-By-Game

Ravens					RECEIVING					
RUSHING										
Date/Opp.	No	Yds	Avg	LG TD	No	Yds	Avg	LG TD	TD	
9/7 @ Pit.	15	69	4.6	14	1	2	4	2.0	4	
9/14 vs. Cle.	30	295	9.8	82	2	0	0	0.0	0	
9/21 @ SD	23	132	5.7	18	1	2	7	3.5	8	
9/28 vs. KC	26	115	4.4	17	1	4	44	11	26	
10/12 @ Ari.	21	131	6.2	52	0	0	0	0.0	0	
10/19 @ Cin.	19	101	5.3	35	0	1	8	8.0	8	
10/26 vs. Den.	32	134	4.1	28	1	3	28	9.3	11	
11/2 vs. Jax.	21	68	3.2	10	0	2	15	7.5	8	
11/9 @ STL	27	111	4.1	23	1	2	22	11	16	
11/16 @ Mia.	25	91	3.6	14	0	0	0	0.0	0	
11/23 vs. Sea.	26	117	4.5	14	0	6	43	7.1	10	
11/30 vs. SF	19	78	4.1	21	1	0	0	0.0	0	
12/7 vs. Cin.	30	180	6.0	19	3	0	0	0.0	0	
12/14 @ Oak.	24	125	5.2	25	0	0	0	0.0	0	
12/21 @ Cle.	22	205	9.3	72	2	3	21	7.0	14	
12/28 vs. Pit.	27	114	4.2	25	1	1	13	13	13	
Totals	387	2066	5.3	82	14	26	205	7.8	26	0

Playoffs

1/3/04 vs. Ten.	14	35	2.5	8	0	2	4	2	6	0
Totals	14	35	2.5	8	0	2	4	2	6	0

2001 Game-By-Game

Ravens					RECEIVING				
RUSHING									
Date/Opp.	No	Yds	Avg	LG TD	No	Yds	Avg	LG TD	TD
9/9 vs. Chi.	INJURED RESERVE-KNEE								
9/23 @ Cin.	INJURED RESERVE-KNEE								
9/30 @ Den.	INJURED RESERVE-KNEE								
10/7 vs. Ten.	INJURED RESERVE-KNEE								
10/14 @ GB	INJURED RESERVE-KNEE								
10/21 @ Cle.	INJURED RESERVE-KNEE								
10/28 vs. Jax.	INJURED RESERVE-KNEE								
11/4 @ Pit.	INJURED RESERVE-KNEE								
11/12 @ Ten.	INJURED RESERVE-KNEE								
11/18 vs. Cle.	INJURED RESERVE-KNEE								
11/25 @ Jax.	INJURED RESERVE-KNEE								
12/2 vs. Ind.	INJURED RESERVE-KNEE								
12/16 vs. Pit.	INJURED RESERVE-KNEE								
12/23 vs. Cin.	INJURED RESERVE-KNEE								
12/29 @ TB	INJURED RESERVE-KNEE								
1/7/02 vs. Min.	INJURED RESERVE-KNEE								
Totals	INJURED RESERVE-KNEE								

Playoffs

1/13/02 @ Mia.	INJURED RESERVE-KNEE								
1/20/02 @ Pit.	INJURED RESERVE-KNEE								
Totals	INJURED RESERVE-KNEE								



JAMAL LEWIS

JAMAL LEWIS 31

REGULAR SEASON

RUSHING

Year	No.	Yds.	Avg.	LG	TD	No.	Yds.	Avg.	LG	TD
2000	309	1,364	4.4	45	6	27	296	11.0	45	0
2001	INJURED RESERVE-KNEE									
2002	308	1,327	4.3	75	6	47	442	9.4	77t	1
2003	387	*2,066	5.3	#82t	#14	26	205	7.9	26	0
2004	235	1,006	4.3	75t	7	10	116	11.6	46	0
Totals	1,239	5,763	4.7	82t	33	110	1,059	9.6	77t	1

*- Franchise Record (2nd most in NFL history)

#- Franchise Record

CAREER SINGLE-GAME HIGHS (regular season)

RUSHING:

Carries:

34 (1/2/05 vs. Mia.)

Yardage (all career 100-yard games - 26):

295 (9/14/03 vs. Cle.) 126 (12/17/00 at Ari.)
 205 (12/21/03 at Cle.) 125 (12/14/03 at Oak.)
 187 (10/6/02 at Cle.) 121 (12/1/02 at Cin.)
 187 (11/19/00 vs. Dal.) 119 (10/20/02 vs. Jax.)
 186 (9/26/04 at Cin.) 117 (11/23/03 vs. Sea.)
 180 (12/7/03 vs. Cin.) 116 (10/10/04 at Was.)
 170 (11/26/00 vs. Cle.) 116 (9/24/00 vs. Cin.)
 167 (1/2/05 vs. Mia.) 115 (9/28/03 vs. KC.)
 135 (11/10/02 vs. Cin.) 114 (12/28/03 vs. Pit.)
 134 (10/26/03 vs. Den.) 111 (11/9/03 at STL)
 132 (9/21/03 at SD) 109 (11/5/00 at Cin.)
 131 (10/12/03 at Ari.) 101 (10/19/03 at Cin.)
 130 (12/19/04 at Ind.) 100 (12/22/02 vs. Cle.)

Long Gain:

82t (9/14/03 vs. Cle.)

Touchdowns:

3 (12/7/03 at Cin.)

RECEIVING:

Receptions:

7 (10/13/02 at Ind.)

Yardage:

108 (12/8/02 vs. NO)

Long Gain:

77t (12/8/02 vs. NO)

Touchdowns:

1 (12/8/02 vs. NO)

JAMAL LEWIS

POSTSEASON

RUSHING

Year	No.	Yds.	Avg.	LG	TD	No.	Yds.	Avg.	LG	TD
2000	103	338	3.3	27t	4	5	50	10.0	15	0
2001	INJURED RESERVE-KNEE									
2003	14	35	2.5	8	0	2	4	2.0	6	0
Totals	117	373	3.2	27t	4	7	44	6.3	15	0

CAREER SINGLE-GAME HIGHS (postseason)

RUSHING:

Carries:

30 (12/31/00 vs. Den.)

Yardage:

110 (12/31/00 vs. Den.)

Long Gain:

27t (12/31/00 vs. Den.)

Touchdowns:

2 (12/31/00 vs. Den.)

RECEIVING:

Receptions:

3 (1/14/01 at Oak.)

Yardage:


21 (1/14/01 at Oak.)

Long Gain:

15 2 times (last: 1/14/01 at Oak.)

Touchdowns:

0



RAY LEWIS
LINEBACKER

YEARS IN NFL: 10
HT: 6'1" WT: 245
COLLEGE: Miami (FL)
HS: Kathleen (Lakeland, FL)
BORN: 5/15/75, Bartow, FL
JOINED RAVENS: Draft 1b (26th), 1996
PRO BOWLS (7): 1997-2001, 2003, 2004

52

GAMES PLAYED/STARTED: (1996, 14/13); (1997, 16/16); (1998, 14/14); (1999, 16/16); (2000, 16/16); (2001, 16/16); (2002, 5/5); (2003, 16/16); (2004, 15/15) **Total 128/127**

Playoffs (2000, 4/4); (2001, 2/2); (2003, 1/1) **Total 7/7**

TRANSACTIONS: Ray Lewis re-signed with the Ravens on 8/1/03...Signed a re-negotiated contract with Baltimore on 7/21/02...Signed a re-negotiated contract with Baltimore on 2/27/01...Signed a renegotiated contract with the Ravens on 11/20/98...Signed a renegotiated deal with Baltimore on 8/25/97...Was Baltimore's 2nd pick in the 1st round (26th overall) of the 1996 NFL Draft (after Jonathan Ogden was selected with the 4th overall choice in that draft)...The Ravens obtained the 26th pick from San Francisco in a 1995 draft-day trade...Was the 4th LB selected overall in the draft (Kevin Hardy - 2nd overall by Jacksonville, John Mobley - 15th overall by Denver and Reggie Brown - 17th overall by Detroit).

PRO: Seven-time Pro Bowler, 2-time NFL Defensive Player of the Year and Super Bowl XXXV MVP, who is arguably the greatest LB and 1 of the best players in NFL history...Lewis started 15 games in 2004 (missing 1 due to a broken wrist)...Earned 2nd-straight **Pro Bowl** berth as he led the team (8th time in his career) with 200 tackles (3rd 200-tackle season), including 122 solo, 1 sack, 3 PD, 2 FRs and 1 FF in 2004...Also named **1st-team All-Pro** by the AP, **2nd-team All-Pro** by *College and Pro Football Weekly* and *Football Digest* and **All-Pro** by the *Sporting News* in 2004...Earned 2003 **AP NFL Defensive Player of the Year** honors for the 2nd time (2000), becoming just the 6th player in NFL history to win multiple times (Lawrence Taylor - 3 times, Joe Greene, Mike Singletary, Bruce Smith and Reggie White - 2 times each)...Was the leading vote-getter (49 of 50) as he earned **1st-team AP All-Pro** honors...Also earned **Pro Football Weekly, PFWA and Football Digest Defensive MVP** honors...Was named to **Dr. Z's Sports Illustrated All-Pro team, Pro Football Weekly's All-NFL team, Pro Football Weekly's All-AFC team, Football Digest's All-Pro 1st-team, the Sporting News' All-Pro team** and received the **KC 101 AFC Defensive Player of the Year** award for the 3rd time...Lewis and DE Bruce Smith are the only players to win the award 3 times...Finished the season with a **franchise-record 225 tackles** in 2003...Also recorded 13 PD, led all NFL LBs with 6 INTs and added 1.5 sacks, 2 FFs and 2 FR in the regular season...Lewis also led the team with 18 tackles in the postseason...Lewis has led the NFL in tackles 4 times (1997, 1999, 2001 and 2003)...In June 2003, Ray was voted the NFL's most dominant player by NFL head coaches (*CBS Sportsline*)...He received 10 votes and no other player received more than 2...Was limited to only 5 games in 2002 due to a shoulder injury...Still managed to rank 5th on the team with 85 tackles in those 5 games...Also posted 2 INTs, 2 PD, 1 FF and 1 FR in 2002...Earned **AFC Defensive Player of the Week** honors week 3 vs. Denver after posting 20 tackles (12 solo), 2 PD and an INT on Monday Night Football...Ray earned his 5th consecutive **Pro Bowl** in 2001 when he led the NFL in tackles (196)...Ray earned **1st-team All-Pro** honors in 2001...He was the 2nd player in NFL history to win both **NFL Defensive Player of the Year** and **Super Bowl MVP (2000)**...DT Harvey Martin of Dallas won Defensive Player of the Year in 1977 and was co-MVP of Super Bowl XXII with DT Randy White...**Pro Bowl starter** and **1st-team All-Pro** while leading the Ravens to the Super Bowl - all at age 25...The emotional and physical leader of the Ravens, Lewis was voted to his **4th straight Pro Bowl** in 2000 and again led the team in tackles (187)...Named a unanimous **All-Pro**...In 2000, led a



OFF THE FIELD

Ray teamed up last season with the Girl Scouts of Central Maryland to host the Holiday Gift Marketplace. Over 200 youth in Baltimore were able to choose a gift for themselves and another gift for a loved one to impart the concept of the "gift of giving."

RAY LEWIS 52

defense that set a 16-game single season record for fewest points allowed (165), set the 16-game record for fewest rushing yards allowed (970), recorded 4 shutouts, 1 shy of the post-1970 merger record, and finished ranked 1st league-wide in 6 key defensive categories...Led all NFL tacklers in 2000 postseason with 31 (44 after coaches video review)...In 1999, he was credited with 198 tackles (131 solo) by Ravens coaches, 167 total tackles according to NFL play-by-plays, which led all NFL tacklers (Tampa Bay's Derrick Brooks was 2nd with 153)...Ray made his 2nd trip to the *Pro Bowl* following the 1998 season after leading the Ravens for the 3rd straight year with 154 tackles...Also tabbed for *The Sporting News All-Pro Team*...Won the *John Mackey Award* in June of '97, as voted by his peers, as the AFC's best LB...In his 2nd NFL season, Ray served as the "veteran" leader of the Ravens' young linebacking corps in 1997, which consisted of Lewis and 5 rookies...Selected as the "needs" player for the victorious AFC squad in the *1997 Pro Bowl* after leading the NFL with 210 tackles, 68 more than his team-leading total in 1996...Stepped into the starting MLB role in his rookie season at age 21 and earned *USA Today's All-Rookie* team honors after leading the Ravens with 142 tackles...Led the Ravens in tackles in 8 of his 9 years in the league (finished 5th on the team in 2002 after only playing in 5 games - shoulder injury).

2004: Dynamic ILB earned his *7th Pro Bowl* nod in 9 seasons after leading the Ravens with 200 tackles (the 3rd 200-tackle performance of his career), including 122 solo...Named *1st-team All Pro* by the AP, *2nd-team All Pro* by *College and Pro Football Weekly* and *Football Digest* and *All Pro* by the *Sporting News* in 2004...Lewis started the season's 1st 15 games, but missed game 16 vs. Mia. due to a broken wrist...Recovered 2 fumbles, had 3 PD, 1 sack and 1 FF...Two of his PD led to INTs by teammates, including 1 that Ed Reed returned 106 yards for a TD in game 8 vs. Cle., setting an NFL record...Posted a season-high 17 tackles, including 9 solo (surpassing 1,000 solo tackles for his career), and 1 TFL vs. Pit. (9/19)...**2004 SEASON HIGHLIGHTS:** Was a game-day inactive (broken wrist) in the 30-23 victory in the *season finale vs. Mia. (12/05)*...Led the team with 16 tackles, including 10 solo in **game 15 at Pit. (12/26)** while playing with a broken wrist...Recorded 10 tackles, including 7 solo and 1 FF in **game 14 at Ind. (12/19)**, when he broke his wrist in the 1st half...Led the Ravens with 16 tackles, including 10 solo in the 30-10 victory in **game 10 vs. Dal. (11/21)**...Led the team with 12 tackles (8 solo), including 1 TFL and a PD, leading to an Ed Reed INT...Reed returned it an NFL record 106 yards for a TD to seal the win in **game 8 vs. Cle. (11/7)**...Posted 16 tackles (10 solo) and 1 PD, which led to a Chad Williams INT that he returned 94 yards...Ravens capitalized with a Matt Stover FG to extend the lead to 20-6 in **game 6 vs. Buf. (10/24)**...Led the team with 11 tackles (6 solo) as the Ravens held the Redskins to 107 total yards (2nd-lowest total in team history), including just 52 yards rushing in **game 5 at Was. (10/10)**...Led the team with 17 tackles, including 9 solo (surpassing 1,000 solo tackles for his career), including 1 for loss, and a QB hit in 30-13 win in **game 2 vs. Pit. (9/19)**.

2003: Started all 16 games earning *AP NFL Defensive Player of the Year* honors for the 2nd time (2000), becoming just the 6th player in NFL history to win multiple times (Lawrence Taylor - 3 times, Joe Greene, Mike Singletary, Bruce Smith and Reggie White - 2 times each)...Earned his *6th Pro Bowl* nod and was the leading vote-getter (49 of 50) for *1st-team AP All-Pro* honors...Also earned *Pro Football Weekly*, *PFWA* and *Football Digest Defensive MVP* honors...Was named to Dr. Z's *Sports Illustrated All-Pro team*, *Pro Football Weekly's All-NFL team*, *Pro Football Weekly's All-AFC team*, *Football Digest's All-Pro 1st-team*, *The Sporting News' All Pro team*...Was named *AFC Defensive Player of the Year* by the KC 101 Club for the 3rd time in 4 years, and won the *NFL Alumni LB of the Year* award as he finished the season with a *franchise-record 225 tackles*...Also recorded 13 PD, led all NFL LBs with 6 INTs, 1.5 sacks, 2 FFs and 2 FRs in the regular season...**2003 SEASON HIGHLIGHTS:** Led team with a *postseason franchise-record 18 tackles*, including 12 solo in the *Wild Card loss vs. Ten. (1/3/04)*...Led team with 15 tackles (9 solo), 1 PD and 1 INT, his *career-high 6th INT* in the *season finale vs. Pit. (12/28)*...*Earned Defensive Player of the Week* honors for his performance against the Steelers...Was named the *AFC Defensive Player of the Month* for November after posting 58 tackles (44 solo), a half-sack, 2 INTs (1 returned for a TD), 1 FF and 1 FR in that span...Tied a season-high with 19 tackles (16 solo) in **game 12 vs. SF (11/30)**...Lewis' PD was recorded on an INT he returned 29 yards for his *1st-career INT return for a TD (regular season)*...Led the team with 14 tackles (10 solo), including 2 QB hits in **game 5 at Ari. (10/12)**...*Started his 100th-career game* and led the team with 19 tackles (12 solo) in **game 4 vs. KC (9/28)**...Started his 1st game after missing 11 games in 2002 with a shoulder injury in the *season opener at Pit. (9/7)*, posting 14 tackles (9 solo) and 2 PD against the Steelers.

QUOTES ON RAY LEWIS FROM AROUND THE NFL

"(Ray Lewis) would be nominated into the Hall of Fame if he had to end his career for some odd reason at the end of the season. You can't find that many, if any, players who have that much passion for playing the game. He is a natural leader and a tremendous performer. Everybody in this business knows he is a great football player, but he has an aura about him even when he is off the field. Ray does an exceptional job of getting his teammates ready for games."

-Tennessee Titans GM Floyd Reese

"Ray is like the Johnny Unitas of his era. What else can you say about him other than to marvel at this man's talent and ability and leadership qualities. He's in a class by himself. It was a different brand of football in our day. I played against devastating linebackers, but he possesses so much more."

-Hall of Fame RB Lenny Moore

"He's much more than a middle linebacker, he's practically a head coach. Nobody leads like Lewis."

-THE SPORTING NEWS' TOP 100 PLAYERS – #3: RAY LEWIS

"I look up to Ray in a lot of aspects of life. He's taken my game definitely to a different level than it's ever been. Ray means a lot to me. I'd die for him. I'm ready to go all the way with him."

-2004 NFL Defensive Player of the Year Ed Reed

"Who's the best? That's easy. Ray Lewis. He's got such anticipation. He's such a focused player, not only on the quarterback, but also on the center and guards. Ray's got a great feel for where the ball is, and he gets himself in position to make a play. He's everywhere. It's just something he has inside - instincts you want to find in every player. And he's got 'em to the tens."

-Mark Dominik, Tampa Bay Buccaneers Director of Pro Personnel

"His passion for the game, the way he plays...He's a full-speed guy from the time he comes out of the tunnel warming up through the end of the game. He's a great player. He sets the standard for that defense, and he makes those guys accountable. The way he plays, his passion for the game, the guy is not a cheap-shot guy. When you watch him play, he's not that at all. Does he talk about how good he is? Yeah, but he backs it up, too. That's okay."

-NY Jets Head Coach Herman Edwards

"He's always thinking one step ahead, always doing his best to keep everyone motivated. Although it is his intensity on the field that turns everyone's head, it is his presence on the sideline and in the locker room that endears him to his teammates."

-Pro Football Weekly's Ken Bikoff

"Ray Lewis is fearsome. He is driven. He is uncompromising. In fact, he just might be the best damn football player in the world."

-Football Digest's Barry Wilner

"I think, in all honesty, a lot of people wish they had [that kind of energy]. I know I did. People may have their opinion about whether it's authentic. To me, it's unique."

-Former Ravens LBs coach Mike Singletary

RAY LEWIS 52

2002: Started 5 games before being placed on injured reserve (shoulder) on 11/26...Still managed to finish 5th on the team with 85 tackles (57 solo)...Also had 1 FF, 1 FR, 2 PD and 2 INTs for the season...Placed on IR (shoulder) on 11/26...**2002 SEASON HIGHLIGHTS:** Returned to the starting lineup **week 10 at Mia. (11/17)**, after missing 5 games with a shoulder injury...**Led the team with 18 tackles** (13 solo) against the Dolphins...Was inactive weeks 5-9 with a shoulder injury (partial subluxation) suffered at Cle., **breaking a streak of 63 consecutive starts**...Started at ILB in 26-21 victory in **game 4 at Cle. (10/6)**...Paced team with 11 tackles (8 solo), despite missing the fourth quarter with a shoulder injury...Also had 1 INT and 1 FF, which he recovered...Both turnovers resulted in Ravens TDs on the ensuing possessions...Started at ILB and **led the team with a season-high 20 tackles** (12 solo) in **game 3 vs. Den. (9/30)**...Had an INT and 2 PD against the Broncos...Earned **AFC Defensive Player of the Week** award for his performance vs. the Broncos.

2001: First-team **All-Pro** and earned **5th consecutive Pro Bowl** nod as he started all 16 games and led the team and the NFL with 196 tackles, the 6th consecutive year that he has led the Ravens in tackles...Made 2 tackles and scored a TD in the Pro Bowl...After CB Ty Law intercepted QB Donovan McNabb and ran 31 yards, he pitched the ball to Lewis, who rumbled 13 yards into the end zone while carrying 3 defenders on his back...**2001 SEASON HIGHLIGHTS:**

Recorded 12 tackles (8 solo) and 2 INTs in a 16-0 win in **game 14 vs. Cin. (12/23)**...Recorded **season-high 19 tackles** (13 solo), including 1 sack and 2 TFL, in 39-27 win in **game 12 vs. Ind. (12/2)**...Led the team with 16 tackles (10 solo), including 1 sack in the 20-13 win in **game 3 at Den. (9/30)**...The defense held Denver to 61 yards rushing...Made 10 tackles (7 solo), including 2 TFL in **game 2 at Cin. (9/23)**.

2000: NFL Defensive MVP and **Super Bowl MVP**...**Pro Bowl Starter** and **1st-Team All-Pro** while leading the Ravens to the World Championship - all at age 25...Ray was voted to his **4th straight Pro Bowl** and once again **led the team with 187 tackles**...Named unanimous **All-Pro**...**Ravens 2000 Player of the Year** by the QB Club of Baltimore...Was named **AFC Defensive Player of the Year** by the KC 101 Club...Led a defense that set a 16-game single-season record for fewest points allowed (165), set the 16-game record for fewest rushing yards allowed (970), recorded 4 shutouts, 1 shy of the post-1970 merger record, and finished ranked 1st in 6 key defensive categories...**In the postseason, Ray led all NFL players with 44 tackles (28 solo), 2 INTs (one for a 50-yard TD at Ten. on 1/7/01), 7 PD and 1 FR**...Baltimore outscored opponents



95-23 in the postseason and the defense permitted just 1 TD (a 2-yard rush by Titans' RB Eddie George)...**2000 SEASON HIGHLIGHTS:** Recorded 11 tackles (5 solo) and 4 PD in the Ravens' 34-7 win over the NYG (1/28/01) in **Super Bowl XXXV**...Led team with 12 total tackles, 1 INT (stolen from George) for a 50-yard TD in the Ravens' 24-10 **AFC Divisional Playoff victory at Ten. (1/7/01)**...Named **NFL Defensive Player of the Year** prior to the Titans' game and had 9 solo tackles...**Recorded a game-high 15 tackles (14 solo)**, 1 FR and had 2 TFL in the Ravens' 13-7 win in **game 15 at Ari. (12/17)**...**Led all tacklers with 16 stops (11 solo) in game 9 vs. Pit. (10/29)**...**Had 20 tackles (13 solo)**, in **game 7 at Was. (10/15)**...Led the team with 10 tackles in the Ravens 12-0 shutout win in **game 5 at Cle. (10/1)**, the 1st consecutive shutout win by a team since the 1985 Bears...Had 5 stops from scrimmage in the Ravens' 37-0 win in **game 4 vs. Cin. (9/24)**, as the

RAY LEWIS 52

defense limited the Bengals to 4 yards rushing, 94 total net yards and 7 1st downs, all Ravens records.

1999: Pro Bowl starter and named AP, *Sports Illustrated*, *Pro Football Weekly*, *The Sporting News*, *Football Digest* and *USA Today First-Team All-Pro*...Named to *Football News* and *Pro Football Weekly's All-AFC Team* and *College & Pro Football Newsweekly's Second-Team All-Pro*...Also won the *NFL Alumni Linebacker of the Year Award*...Named **Ravens 1999 Player of the Year by the QB Club of Baltimore**...Led the team and the NFL with **198 tackles**...Also had 3.5 QB sacks, a career-high 3 INTs, 8 PD and 1 FF...Recorded double digits in tackles in 11 games...**1999 SEASON HIGHLIGHTS:** Led the team with 11 tackles (7 solo), 1 FF, a 19-yard INT, 1 PD and 1 TFL in **game 14 vs. NO (12/19)**, as the defense set team records by allowing only 11 rushing yards and 8 total 1st downs in the 31-8 win...Led team with 12 tackles in 31-24 win in **game 13 at Pit. (12/12)**...Recorded 13 stops (9 solo) and a half-sack, plus a PD in the Ravens' 41-14 win in **game 12 vs. Ten. (12/5)**...**Surpassed the 600-tackle mark in game 7 vs. Buf. (10/31)** by recording 16 tackles (13 solo), including a 2-yard sack...**Played in 50th career game in game 6 vs. KC (10/21)**...Had 18 stops (12 solo) in **game 2 vs. Pit. (9/19)**...Recorded 15 tackles, including an 8-yard sack, a **career-long 60-yard INT return**, 2 TFL and 1 PD in **game 1 at STL (9/12)**.

1998: Voted to the Pro Bowl as 1 of 2 MLBs (along with Junior Seau)...Also named **All-Pro** by *The Sporting News* and **2nd-team All-Pro** by AP...Led team with **154 tackles** despite missing almost 3 games with a dislocated elbow...Also had 2 INTs, 3 sacks, 10 PD and 1 FF...**1998 SEASON HIGHLIGHTS:** Recorded **season-high 17 tackles in game 14 vs. Min. (12/13)** and was on the field for all 92 plays against the Vikings...Had a game-high 10 tackles in 38-31 win in **game 12 vs. Ind. (11/29)**, to give him 100 on the season...Had 7 stops (3 solo) in **game 8 vs. Jax. (11/1)**, to **surpass the career 400-tackle mark in only his 36th NFL game**...Recorded 8 tackles and a pressure in **game 7 at GB (10/25)**...Returned to starting lineup in **game 6 at Pit. (10/18)** after missing 11 quarters with a dislocated elbow and led the team with 11 tackles (9 solo)...Helped limit Pit. to 241 net yards and 1 TD...Led all tacklers with 11 (9 solo) in **game 1 vs. Pit. (9/6)**, including a 1-yard sack.



1997: Received the **John Mackey Award**, voted on by his peers, as the **AFC's best linebacker**...Selected as "needs player" for the **Pro Bowl**...Was named to *Dr. Z's Sports Illustrated All-Pro Team*, *College & Pro Football Weekly All-Pro (1st team)* and *Football Digest's All-NFL (2nd team)*...Named **Ravens 1997 MVP** by the Baltimore QB Club...Led the NFL with **210 tackles**, 68 more than his team-leading total as a rookie in 1996...Tied for 4th on team with 4 sacks, 9 PD, an INT, and 1 FF...**1997 SEASON HIGHLIGHTS:** Posted a 5-tackle performance in **game 16 at Cin. (12/21)** to solidify NFL tackle lead...Recorded 22 stops (15 solo), 1 sack and 2 PD in 21-19 win in **game 15 vs. Ten. (12/14)**...Made a game-high 16 tackles, in addition to recording 2 QB pressures and a QB hurry in **game 9 at NYJ (11/2)**...Named **AFC Defensive Player of the Week** after Ravens 20-17 win in **game 8 at Was. (10/26)**...Recorded a game-high 17 total tackles, 1 sack and his 2nd career INT off of Gus Frerotte to seal the 20-17 win...Recorded a **Ravens' record 25 tackles**, as well as 2 PD, in 24-23 win in **game 3 at NYG (9/14)**...Won *Pro Football Weekly's Defensive Player of the Week* award.

1996: Named to *USA Today's All-Rookie team* (selected by Jarrett Bell)...Led the Ravens with **142 tackles (avg. 10.1 per game)**...Had 2.5 QB sacks, 6 PD and 1 INT...Recorded double digits in tackles in 7 of his 14 games...Led or tied for team tackle lead in 10 games...Had 7 starts at MLB in 4-3

RAY LEWIS 52

and 6 starts at ILB in 3-4...**1996 SEASON HIGHLIGHTS:** Led team with 13 stops in **game 16 vs. Hou. (12/22)**...Had game-high 10 tackles (9 solo) in **game 14 at Cin. (12/8)**, including a half-sack, plus 1 PD...Started at LILB in 3-4 defense in 37-31 OT win in **game 8 vs. STL (10/29)** and **recorded season-high 16 stops, 15 solo**...Named **AFC Defensive Player of the Week** after win in **game 1 vs. Oak. (9/1)**...Recorded 9 tackles and 1 INT in the end zone in Ravens 19-14 win over Raiders...Missed 2 games: **game 11 at SF (11/17)** (ankle) and **game 15 at Car. (12/22)** (hip).

COLLEGE, PERSONAL: Three-year starter at Miami who came out after his 1995 junior season...Consensus All-American and runner-up for the Butkus Award...Finished 5th on Miami's all-time tackles chart with 388 career stops, including 19 TFL and 6 sacks...Led the Hurricanes in tackles for 22 consecutive games and led the Big East Conference in tackles for 2 straight seasons...Finished **junior season** (1995) with a team-high 160 tackles and earned consensus 1st-team All-America and All-Big East honors...Member of *Playboy* All-America team...Tackle total was 2nd in Hurricane history (since Ed Weisacosky's 164 in 1965)...Started every game at MLB as a **sophomore** (1994), earning 1st-team All-Big East honors, and 1st-team All-America honors from *The Poor Man's Guide to the NFL Draft* and *Football News*...Led team with 152 tackles, including 9 TFL and 2 sacks...Played his way into the starting lineup as a **freshman** (1993), starting the final 5 games...Totaled 81 tackles, 2 TFL, 4 PD and 2 sacks...Earned Freshman All-America honors by *The Gridiron Report*...Team MVP in both junior and senior seasons at Kathleen (Lakeland, FL) HS...Played LB, RB and returned KO and punts...Recorded 207 tackles with 10 sacks, 5 FRs and 8 INTs (3 for TDs) in HS...Returned 4 punts and 2 KORs for TDs...Rushed for 591 yards and scored 8 TDs as a RB...Blocked 3 FGs as a senior and 3 FGs and 2 PATs as a junior...Was the State 4A Wrestling Champ in the 189 lb. weight class...Enjoys fishing, camping, swimming and basketball...Majored in Arts and Sciences...Ray has a website, RayLewis52.com...Spoke to the NFL rookies in June 2000 at the NFL's Rookie Symposium about the need to be careful about associations and circumstances...A parade and Day in Ray's honor was held in his hometown of Lakeland, FL on 4/14/01...Ray contributed money to help with the remodeling of The Greater Faith Missionary Baptist Church in Lakeland...Participated in the Snapple Superstars competition in May 2001...Ray hosted Super Bowl Parties for the children at the Baltimore Ravens Courage House at St. Vincent's in February of 2000...In December 2000, Ray teamed up with radio stations 92Q and Magic 95.9 to ask Ravens fans and members of the Baltimore community to help him with his Holiday Toy Drive...Ray donated the toys to the Cherry Hill Housing Authority, The Baltimore City Department of Social Services and The Bradford Reading Program in Sandtown, MD...Ray also adopted 10 families in Baltimore City community for the holidays and answered their Christmas wish lists...Ray's 3rd annual celebrity auction and bowling tournament, held in May 2004, raised \$230,000 for the Ray Lewis Foundation, which helps provide assistance to disadvantaged youth...Hosted the Great Maryland Duck Derby 8/10/03 at HarborView Marina & Yacht Club, where 20,000 "adopted" rubber ducks were dropped in Baltimore's Inner Harbor and raced for prizes, with all proceeds going to the Ray Lewis Foundation...On May 2, 2003, Ray Lewis gave \$3,000 scholarships to 2 students from his alma mater, Kathleen HS...Ray provided new computers and online connectivity to Simpson Community Center in Lakeland, FL in 2002...Ray donates a tractor-trailer load of food and personal care boxes annually to 440 of Baltimore's neediest families to enjoy a Thanksgiving meal in the privacy of their homes...Each family receives a 12-14 lb. turkey, a box weighing about 26-lb. containing canned and non-perishable food items, a box weighing about 15-lbs containing personal care and hygiene items and Girl Scout cookies...During the season, Ray provides 52 home-game tickets to various nonprofit organizations in Baltimore city...Lewis hosted his annual Back-to-School Kickoff Event in September 2004...Along with Office Depot and Frito Lay, the Ray Lewis Foundation provided 1,200 Baltimore city students with a free bookbag, school supplies and snacks...Held the 2nd annual Ray Lewis Great Maryland Duck Derby in October 2004 at the Padonia Park Club, where 10,000 "adopted" rubber ducks were dropped in the park's lake and raced for prizes...Proceeds benefited the Ray Lewis Foundation...Teamed up with the Girl Scouts of Central Maryland to host the Holiday Gift Marketplace in December...Over 200 youth in Baltimore were allowed to choose a gift for themselves and another for a loved one for the holidays, imparting the "gift of giving"...Lewis established a relationship with Van Brooks, a high school junior and football player who suffered a severe spinal cord injury during a game in September 2004...Ray helped raise funds for Brooks' recovery effort, visited the young man in the hospital and continues to speak with him often...Once again, provided 52 tickets to Baltimore area non-profit organizations for home games throughout the

RAY LEWIS 52

season...Opened the Ray Lewis Full Moon Bar-B-Que located in Baltimore's Canton neighborhood in February 2005...Named a finalist for the Byron "Whizzer" White Humanitarian Award, given to an NFL player who exemplifies dedication to team, community and country...Ray kept a promise to his mother, which he made when he left the University of Miami after his junior year by graduating from the University of Maryland University College on 5/15/04...Not only did Ray finish the 24 credits he had remaining to earn his degree in business administration, but he was on the dean's list for most of the time he was enrolled...Hosted the 1st annual "Ray's Summer Days" this June...Events included a 5K run/walk, community festival, comedy jam, golf outing and reception, with all proceeds providing funds for his foundation...Full name: Ray Anthony Lewis.

2004

Game-by-Game Tackles

Ravens

Date/Opp.	TT	Solo	AS	INT	FF	FR	Sacks	PD
9/12 @ Cle.	15	13	2	0-0	0	0	1-9	0
9/19 vs. Pit.	17	9	8	0-0	0	0	0-0	0
9/26 @ Cin.	12	7	5	0-0	0	1	0-0	0
10/4 vs. KC	13	6	7	0-0	0	0	0-0	0
10/10 @ Was.	11	6	5	0-0	0	0	0-0	0
10/24 vs. Buf.	16	10	6	0-0	0	0	0-0	1
10/31 @ Phi.	15	8	7	0-0	0	0	0-0	0
11/7 vs. Cle.	12	8	4	0-0	0	0	0-0	1
11/14 @ NYJ	16	10	6	0-0	0	0	0-0	0
11/21 vs. Dal.	16	10	6	0-0	0	0	0-0	0
11/28 @ NE	12	8	4	0-0	0	0	0-0	0
12/5 vs. Cin.	10	5	5	0-0	0	0	0-0	0
12/12 vs. NYG	9	5	4	0-0	0	1	0-0	1
12/19 @ Ind.	10	7	3	0-0	1	0	0-0	0
12/26 @ Pit.	16	10	6	0-0	0	0	0-0	0
1/2/05 vs. Mia.	INACTIVE - WRIST							
Totals	200	122	78	0-0	1	2	1-9	3

2002

Game-by-Game Tackles

Ravens

Date/Opp.	TT	Solo	AS	INT	FF	FR	Sacks	PD
9/8 @ Car.	17	11	6	0	0	0	0-0	0
9/15 vs. TB	19	13	6	0	0	0	0-0	0
9/30 vs. Den.	20	12	8	1-4	0	0	0-0	2
10/6 @ Cle.	11	8	3	1-0	1	1	0-0	0
10/13 @ Ind.	INACTIVE - SHOULDER							
10/20 vs. Jax.	INACTIVE - SHOULDER							
10/27 vs. Pit.	INACTIVE - SHOULDER							
11/3 @ Atl.	INACTIVE - SHOULDER							
11/10 vs. Cin.	INACTIVE - SHOULDER							
11/17 @ Mia.	18	13	5	0	0	0	0-0	0
11/24 vs. Ten.	INACTIVE - SHOULDER							
12/1 @ Cin.	INJURED RESERVE							
12/8 vs. NO	INJURED RESERVE							
12/15 @ Hou.	INJURED RESERVE							
12/22 vs. Cle.	INJURED RESERVE							
12/29 @ Pit.	INJURED RESERVE							
Totals	85	57	28	2-4	1	1	0-0	2

2003

Game-by-Game Tackles

Ravens

Date/Opp.	TT	Solo	AS	INT	FF	FR	Sacks	PD
9/7 @ Pit.	14	9	5	0-0	0	0	0-0	2
9/14 vs. Cle.	14	11	3	0-0	0	1	0-0	2
9/21 @ SD	18	9	9	0-0	0	0	0-0	0
9/28 vs. KC	19	12	7	0-0	0	0	0-0	0
10/12 @ An.	14	10	4	0-0	0	0	0-0	0
10/19 @ Cin.	9	7	2	0-0	0	0	0-0	0
10/26 vs. Den.	14	10	4	1-37	0	0	0-0	2
11/2 vs. Jax.	12	12	0	1-0	1	0	0-0	0
11/9 @ STL	9	5	4	1-18	0	0	0.5-5	3
11/16 @ Mia.	16	13	3	0-0	0	0	0-0	0
11/23 vs. Sea.	14	10	4	0-0	1	1	0-0	1
11/30 vs. SF	19	16	3	1-29	0	0	0-0	0
12/7 vs. Cin.	14	10	4	1-1	0	0	0-0	1
12/14 @ Oak.	12	10	2	0-0	0	0	0-0	1
12/21 @ Cle.	12	7	5	0-0	0	0	1-6	0
12/28 vs. Pit.	15	9	6	1-14	0	0	0-0	1
Totals	225	160	65	6-99	2	2	1.5-11	13

Playoffs

1/3/04 vs. Ten.	18	12	6	0-0	0	0	0-0	0
Totals	18	12	6	0-0	0	0	0-0	0

2001

Game-by-Game Tackles

Ravens

Date/Opp.	TT	Solo	AS	INT	FF	FR	Sacks	PD
9/9 vs. Chi.	9	6	3	1-21	0	0	0-0	0
9/23 @ Cin.	10	7	3	0-0	0	0	0-0	0
9/30 @ Den.	16	10	6	0-0	0	0	1-3	0
10/7 vs. Ten.	11	7	4	0-0	0	0	5-3	0
10/14 @ GB	9	4	5	0-0	0	0	0-0	0
10/21 @ Cle.	9	5	4	0-0	0	0	0-0	0
10/28 vs. Jax.	9	7	2	0-0	0	0	0-0	0
11/4 @ Pit.	13	11	2	0-0	0	0	0-0	2
11/12 @ Ten.	15	13	2	0-	1	0	0-0	0
11/18 vs. Cle.	14	9	5	0-0	0	0	0-0	2
11/25 @ Jax.	11	8	3	0-0	0	0	0-0	2
12/2 vs. Ind.	19	13	6	0-0	0	1	1-15	0
12/16 vs. Pit.	16	11	5	0-0	0	0	1-5	3
12/23 vs. Cin.	12	8	4	2-94	0	0	0-0	0
12/29 @ TB	14	7	7	0-0	0	0	0-0	1
1/7/02 vs. Min.	9	4	5	0-0	0	0	0-0	0
Totals	196	130	66	3-115	1	1	3.5-26	10

Playoffs

1/13/02 @ Mia.	7	4	3	0-0	0	0	0-0	0
1/20/02 @ Pit.	10	6	4	0-0	2	0	0-0	0
Totals	17	10	7	0-0	2	0	0-0	0



RAY LEWIS

RAY LEWIS 52

2000

Game-by-Game Tackles

Ravens

Date/Opp.	TT	Solo	AS	INT	FF	FR	Sacks	PD
9/3 @ Pit.	7	4	3	0-0	0	0	0-0	0
9/10 vs. Jax.	14	11	3	0-0	0	0	0-0	0
9/17 @ Mia.	13	7	6	0-0	0	0	0-0	0
9/24 vs. Cin.	5	2	3	0-0	0	0	0-0	0
10/1 @ Cle.	10	6	4	1-1	0	0	0-0	0
10/8 @ Jax.	16	9	7	0-0	0	1	0-0	0
10/15 @ Was.	20	13	7	0-0	0	0	0-0	0
10/22 vs. Ten.	9	4	5	0-0	0	0	0-0	0
10/29 vs. Pit.	16	11	5	0-0	0	0	1-8	1
11/5 @ Cin.	9	4	5	0-0	0	0	0-0	1
11/12 @ Ten.	9	6	3	0-0	0	0	0-0	1
11/19 vs. Dal.	8	6	2	1-0	0	0	0-0	0
11/26 vs. Cle.	10	6	4	0-0	0	0	2-25	0
12/10 vs. SD	14	10	4	0-0	0	0	0-0	0
12/17 @ Ari.	15	14	1	0-0	0	1	0-0	1
12/24 vs. NYJ	12	7	5	0-0	0	1	0-0	3
Totals	187	120	67	2-1	0	3	3-33	7

Playoffs

12/31 vs. Den.	12	8	4	1-4	0	0	0-0	2
1/7/01 @ Ten.	12	9	3	1-50	0	0	0-0	0
1/14/01 @ Oak.	9	6	3	0-0	0	1	0-0	1
1/28/01 @ NYG	11	5	6	0-0	0	0	0-0	4
Totals	44	28	16	2-54	0	1	0-0	7

1998

Game-by-Game Tackles

Ravens

Date/Opp.	TT	Solo	AS	INT	FF	FR	Sacks	PD
9/6 vs. Pit.	11	9	2	0-0	0	0	1-1	0
9/13 @ NYJ	11	9	2	0-0	0	0	0-0	0
9/20 @ Jax.	3	2	1	0-0	1	0	0-0	0
9/27 vs. Cin.	INACTIVE - ELBOW							
10/11 vs. Ten.	INACTIVE - ELBOW							
10/18 @ Pit.	9	6	3	0-0	0	0	0-0	0
10/25 @ GB	8	8	0	0-0	0	0	0-0	0
11/1 vs. Jax.	7	3	4	0-0	0	0	0-0	2
11/8 vs. Oak.	15	11	4	0-0	0	0	1-4	3
11/15 @ SD	15	12	3	0-0	0	0	0-0	2
11/22 @ Cin.	8	5	3	2-25	0	0	0-0	2
11/29 vs. Ind.	10	10	0	0-0	0	0	0-0	0
12/6 @ Ten.	14	8	6	0-0	0	0	1-9	0
12/13 vs. Min.	17	17	0	0-0	0	0	0-0	0
12/20 @ Chi.	11	7	4	0-0	0	0	0-0	0
12/27 vs. Det.	15	12	3	0-0	0	0	0-0	1
Totals	154	119	35	2-25	1	0	3-14	10

1996

Game-by-Game Tackles

Ravens

Date/Opp.	TT	Solo	AS	INT	FF	FR	Sacks	PD
9/1 vs. Oak.	9	5	4	1-0	0	0	0-0	2
9/8 @ Pit.	13	10	3	0-0	0	0	0-0	0
9/15 @ Hou.	7	5	2	0-0	0	0	0-0	0
9/29 vs. NO	10	5	5	0-0	0	0	0-0	0
10/6 vs. NE	6	6	0	0-0	0	0	0-0	0
10/13 @ Ind.	12	11	1	0-0	0	0	1-7	0
10/20 @ Den.	10	4	6	0-0	0	0	0-0	0
10/27 vs. STL	16	15	1	0-0	0	0	0-0	0
11/3 vs. Cin.	9	6	3	0-0	0	0	0-0	2
11/10 @ Jax.	4	4	0	0-0	0	0	0-0	1
11/17 @ SF	INACTIVE - ANKLE							
11/24 vs. Jax.	5	5	0	0-0	0	0	0-0	0
12/1 vs. Pit.	8	7	1	0-0	0	0	0-0	0
12/8 @ Cin.	10	9	1	0-0	0	0	5-1.5	1
12/15 @ Car.	INACTIVE - HIP							
12/22 vs. Hou.	13	8	5	0-0	0	0	0-0	0
Totals	142	104	38	1-0	0	0	2.5-8.5	6

1999

Game-by-Game Tackles

Ravens

Date/Opp.	TT	Solo	AS	INT	FF	FR	Sacks	PD
9/12 @ STL	15	13	2	1-60	0	0	1-8	1
9/19 vs. Pit.	13	10	3	0-0	0	0	0-0	0
9/26 vs. Cle.	16	9	7	0-0	0	0	1-9	0
10/3 @ Atl.	12	10	2	0-0	0	0	0-0	0
10/10 @ Ten.	19	13	6	0-0	0	0	0-0	0
10/21 vs. KC	11	8	3	0-0	0	0	0-0	0
10/31 vs. Buf.	16	13	3	0-0	0	0	1-2	1
11/7 @ Cle.	9	2	7	0-0	0	0	0-0	0
11/14 @ Jax.	16	10	6	1-18	0	0	0-0	0
11/21 @ Cin.	9	5	4	0-0	1	0	0-0	1
11/28 vs. Jax.	6	5	1	0-0	0	0	0-0	1
12/5 vs. Ten.	15	9	6	0-0	0	0	5-1.5	1
12/12 @ Pit.	11	7	4	0-0	0	0	0-0	1
12/19 vs. NO	11	7	4	1-19	0	0	0-0	1
12/26 vs. Cin.	11	7	4	0-0	0	0	0-0	1
1/2/00 @ NE	8	3	5	0-0	0	0	0-0	0
Totals	198	131	67	3-97	1	0	3.5-20.5	8

1997

Game-by-Game Tackles

Ravens

Date/Opp.	TT	Solo	AS	INT	FF	FR	Sacks	PD
8/31 vs. Jax.	13	12	1	0-0	0	0	0-0	0
9/7 vs. Cin.	8	7	1	0-0	0	0	1-7	1
9/14 @ NYG	25	18	7	0-0	0	0	0-0	2
9/21 @ Ten.	8	6	2	0-0	0	0	0-0	0
9/28 @ SD	11	8	3	0-0	0	0	0-0	0
10/5 vs. Pit.	10	7	3	0-0	0	0	0-0	0
10/19 vs. Mia.	14	12	2	0-0	1	0	0-0	2
10/26 @ Was.	17	13	4	1-18	0	0	1-4	1
11/2 vs. NYJ	16	10	6	0-0	0	0	0-0	0
11/9 @ Pit.	18	15	3	0-0	0	0	1-7	0
11/16 vs. Phi.	11	10	1	0-0	0	0	0-0	0
11/23 vs. Ari.	14	11	3	0-0	0	0	0-0	0
11/30 @ Jax.	12	11	1	0-0	0	0	0-0	0
12/7 vs. Sea.	6	6	0	0-0	0	0	0-0	1
12/14 vs. Ten.	22	15	7	0-0	0	0	1-8	2
12/21 @ Cin.	5	2	3	0-0	0	0	0-0	0
Totals	210	163	47	1-18	1	0	4-27	9



RAY LEWIS

RAY LEWIS 52

REGULAR SEASON

Year	TT	Solo	AS	INTs	FR	FF	TDs	Sacks	PD
1996	*142	*104	38	1-0	0	0	0	2.5-8.5	6
1997	**210	**163	47	1-18	0	1	0	4-27	9
1998	*154	*119	35	2-25	0	1	0	3-14	10
1999	**198	**131	67	3-97	0	1	0	3.5-20.5	8
2000	*187	*120	67	2-1	3	0	0	3-33	7
2001	**196	**130	66	3-115	1	1	0	3.5-26	10
2002	85	57	28	2-4	1	1	0	0.0-0	2
2003	**225	**160	65	6-99	2	2	0	1.5-11	13
2004	**200	**122	78	0-0	2	1	0	1-9	3
Totals	1,597	1,106	491	20-359	9	8	0	22-152	68

CAREER SINGLE-GAME HIGHS (regular season)

Total Tackles:

22 (12/14/97 vs. Ten.)

Sacks:

2 (11/26/00 vs. vs. Cle.)

Forced Fumbles:

1 7 times (Last: 12/19/04 at Ind.)

Passes Defensed:

3 4 times (last: 11/9/03 at St. Louis)

Solo Tackles:

17 (12/13/98 vs. Min.)

INTs:

2 (11/22/98 at Cin.)

Fumble Recoveries:

1 9 times (last: 12/12/04 vs. NYG)

POSTSEASON

Year	TT	Solo	AS	INTs	FR	FF	TDs	Sacks	PD
2000	**44	**28	16	2-54	1	0	1	0-0	7
2001	17	10	7	0-0	0	2	0	0-0	0
2003	*18	*12	6	0-0	0	0	0	0-0	0
Totals	79	50	29	2-54	1	2	1	0-0	7


Franchise Record *Team leader **NFL leader

RAY LEWIS



RAY'S THANKSGIVING

As part of his tireless commitment to the Baltimore community, Ray Lewis is shown here donating Thanksgiving meals at Carter G. Woodson School in Baltimore. For the 4th consecutive year, Ray helped some of Baltimore's neediest families. In 2004, Ray helped to feed 440 families.



JOE MAESE
LONG SNAPPER
YEARS IN NFL: 5
HT: 6'0" WT: 245
COLLEGE: New Mexico
HS: Cortez (Phoenix, AZ)
BORN: 12/2/78, Morenci, AZ
JOINED RAVENS: Draft 6 (192nd), 2001

59

GAMES PLAYED/STARTED: (2001, 15/0); (2002, 16/0); (2003, 16/0); (2004, 15/0) **Total 62/0**

Playoffs (2001, 0/0); (2003, 1/0) **Total 1/0**

TRANSACTIONS: Joe Maese re-signed with the Baltimore Ravens on 3/28/05...Re-signed with the Ravens on 5/17/04...Was originally selected by the Ravens in the 6th round (192nd overall) of the 2001 NFL Draft.

PRO: An integral part of the Ravens' special teams, Maese snapped in 15 games in 2004, missing 1 due to back injury...He snapped without incident 144 times in 2004...He also snapped every ball for all 16 games in 2002 and 2003...Snapped for the Ravens in the 1st 15 games of the season in 2001, before suffering a season-ending knee injury...He is the 1st Lobo to be drafted by the Ravens...The 1st true long snapper ever drafted by Baltimore.

2004: Played in 15 games in 2004, missing game 13 against NYG (12/12) due to a back injury...Handled snaps without incident throughout the season...Snapped for 89 punts, 26 PATs and 29 FGAs and had 2 special teams tackles for the season...**2004 SEASON HIGHLIGHTS:** Snapped for all 3 FGs, 3 PATs, 6 punts and recorded a special teams tackle in the 30-23 victory in the **season finale vs. Mia. (1/2/05)**...Snapped for all 10 punts, 1 FGA and recorded a special teams tackle in **game 11 at NE (11/28)**...Snapped for both PATs, all 7 punts and 2 FGAs, including the game-winner in the 20-17 OT victory in **game 9 at NYJ (11/14)**...Snapped for all 3 FGAs, both PATs and all 6 punts in the 20-6 victory in **game 6 vs. Buf. (10/24)**.

2003: Saw action in all 16 games in 2003...Snapped for all 38 FGAs, 35 PATs and 91 punts...Posted 5 special teams tackles and 1 FR in the regular season...Also snapped for both PATs, 1 FGA and 8 punts in the **Wild Card loss vs. Ten. (1/3/04)**...Posted 1 special teams tackle...**2003 SEASON HIGHLIGHTS:** Snapped on both FGAs and all 7 punts and recorded 2 special teams tackles in **game 10 at Mia. (11/16)**...Snapped on all 3 FGs, all punts and PAT and recorded 1 special teams tackle in **game 9 at STL (11/9)**...Snapped on all FGs and punts in **games 1-8**.

2002: Saw action in all 16 games, making every snap for all special teams plays in 2002...**2002 SEASON HIGHLIGHTS:** Snapped on every punt, PAT and FGA in **game 13 vs. NO (12/8)**...Also had 1 FR, forced by Chad Williams on a PR in the first quarter against the Saints.

2001: Placed on IR 1/3/02 with an MCL sprain...Made every snap on all punts and FGAs for the 1st 15 games of the season.

COLLEGE, PERSONAL: Was one of the premier deep snappers in college football...Joined the Lobos in 1999 as a reserve LB...Never received a scholarship, paying his own way during his time at New Mexico...Began his collegiate career as a DE at Phoenix (AZ) Community College...Appeared in every game as the team's LS for punts, placements and FGAs as a senior...Recorded 2 special teams tackles...Joined New Mexico as a walk-on...Handled all deep-snapping chores...Won the Lobos' Beefmaster Award as the Lobos' strongest player in the weight room...Lettered twice as a DE (1997-98), while also handling deep-snapping duties at Phoenix (AZ) Community College...Won the team's Work Ethic Award and the Iron Bear Award (weight room performance)...A 1997 graduate of Cortez (Phoenix, AZ) HS...All-State DT as a senior...Had 18 TFL, 12 sacks, 7 FFs and 4 FRs...Had 75 tackles in 5 games as a freshman before an injury cut his season short...Also wrestled and set the school's bench press (350 lbs.) and squat (525) records...Won 1st place in a powerlifting meet in 1999...Once administered CPR to a 7-year old in Rocky Point, Mexico, saving the youngster's life...During the 2002 offseason, Joe visited with a number of elementary school students from the Phoenix area where his mom is a teacher...Also went with Phoenix firefighters to visit children in local hospitals...Visited sick youngsters at Johns Hopkins Children's Hospital numerous times during the last 2 seasons...Name is pronounced My-EH-say...Communications major...Full name: Joseph Michael Maese.



DERRICK MASON
WIDE RECEIVER
YEARS IN NFL: 9
HT: 5'10" WT: 192
COLLEGE: MICHIGAN STATE
HS: Mumford (Detroit, MI)
BORN: 1/17/74, Detroit, MI
JOINED RAVENS: Free Agent, 2005
PRO BOWLS (2): 2000, 2002


85

GAMES PLAYED/STARTED: (1997, 16/2); (1998, 16/0); (1999, 13/0); (2000, 16/12); (2001, 15/15); (2002, 14/14); (2003, 16/16); (2004, 16/16) **Total 122/75**

Playoffs (1999, 4/0); (2000, 1/1); (2002, 2/2); (2003, 2/2) **Total 9/5**

TRANSACTIONS: Signed with the Ravens as an unrestricted free agent on 3/7/05...Originally drafted by the Tennessee Oilers in the 4th round (98th overall) of the 1997 draft.

PRO: *Two-time Pro Bowl performer (2000 and 2003)* and the 2nd-leading WR in receptions (191) in the NFL over the last 2 years (Torry Holt – 211)...Mason is the 4th-leading receiver in Tennessee Titans history (453 receptions) and has set *career highs* in receptions for 2 consecutive years (95 in 2003 and 96 in 2004)...With his 11,202 career all-purpose yards, only Eddie George has more combined yards in Titans history than Mason...In 2004, Mason led all NFL WRs, and was 2nd in the league (Tony Gonzales – 102) with a *career-high 96 receptions* for 1,168 yards and 7 TDs...His 96 receptions in 2004 are the 3rd-most in franchise history...In 2003, Mason was named to his 2nd Pro Bowl after setting a then-career high with 95 receptions for a career-best 1,303 yards while scoring 8 TDs...The 95 receptions rank as the 4th highest single-season total in club history, and Mason's yardage total finished 4th all-time...Since taking over as a full-time starter in 2000, the former Michigan State standout has only missed 3 games, 1 due to an ankle injury in 2001 and 2 games for a shoulder ailment in 2002...With 1,128 yards in 2001, 1,012 yards in 2002, 1,303 yards in 2003 and 1,168 in 2004, Mason became the 1st receiver in Tennessee history to post 4 consecutive seasons with at least 1,000 yards (no other Titans player has done it more than twice)...Mason became just the 2nd player in Titans' franchise history to record 70 or more receptions in 3 consecutive seasons, joining Haywood Jeffires after tallying 73, 79 and 95 catches in 2001-03, respectively...He added 96 in 2004 for his 4th-consecutive season...As a returner, Mason was 1 of the franchise's best: 1st in regular season Titans' annals in punt returns (182), 2nd in punt return yards (1,590), 2nd in kickoff returns (156) and 2nd in kickoff return yards (3,496)...Mason's double-duty as a receiver and returner resulted in 1 of the most remarkable seasons in NFL history...In 2000, his 895 receiving yards, 662 punt return yards, 1,132 kickoff return yards and 1 rushing yard resulted in an NFL single-season record of 2,690 combined net yards, which topped the old mark of 2,535 by San Diego's Lionel James in 1985...His 51 punt returns for 662 yards set Titans' records and helped him earn his 1st Pro Bowl appearance as a return specialist...He followed with a 2,004-yard performance in 2001 to become the 1st player in Tennessee history and 9th NFL player since 1990 to record back-to-back seasons with more than 2,000 combined net yards.



OFF THE FIELD

"Receiving on the field. Giving in the community," serves as the slogan for The Derrick Mason Foundation, which helps battered women and at-risk children.

2004: (with Tennessee) Started all 16 games for the 2nd consecutive year...Led all NFL WRs (2nd in the NFL – Tony Gonzales, 102) with a *career-high 96 receptions*...Also led the Titans in receiving for the 4th-consecutive season...In 16 starts, he ranked 2nd in the NFL with 96 receptions for 1,168 yards (12.2 avg.) and 7 TDs, including 2 100-yard performances...His 96 receptions eclipsed his 2003 total of 95 receptions for the 3rd-best single-season total in Titans history...**2004 SEASON HIGHLIGHTS:** Started at WR and recorded 9 receptions for 121 yards (long of 32) and 1 TD in **game 14 at Oak. (12/19)**...Scored on 3-yard pass from Billy Volek in fourth quarter...Also recorded 32-yard reception in second quarter to set up Ben Troupe's 7-yard score on the next play...Game was 13th of career with 100 or more receiving yards...Became the 1st player in Titans history to surpass

1,000 receiving yards in 4 consecutive seasons...Started and led team with 7 receptions for 91 yards and 1 TD in **game 9 vs. Chi. (11/14)**...Caught a 29-yard TD pass from Volek to provide 7-0 lead in the first quarter...Also returned 3 punts 9 yards (long of 13)...Started and *led a career high with team-high 12 receptions* for 94 yards and 1 TD in **game 4 at SD (10/3)**...Scored on 4-yard pass from Volek in second quarter to tie game at 7-7...Started at WR and led team with 8 receptions for 104 yards (long of 33) in **game 2 vs. Ind. (9/19)**...Game was 12th of career with 100 or more receiving yards.

2003: (with Tennessee) *Selected to his 2nd Pro Bowl* after tying for 2nd in the AFC (5th in the NFL) with 95 receptions, which set a then-career high...His 1,303 receiving yards were 2nd in the conference (5th in NFL)...Started every game and led club in receptions in 10 contests...Became the 1st player in franchise history to post 1,000 yards in 3 consecutive seasons and 2nd player in team history (Haywood Jeffires, 1990-92) to record 70 or more receptions in 3 consecutive seasons...Scored 8 TDs, the 2nd-highest total of his career...Led all AFC receivers (3rd in the NFL) with 69 1st downs and also led conference (2nd in the NFL) with 35 receptions on 3rd down...In 2 playoff contests, totaled 10 receptions for 118 yards and 1 TD and averaged 11.7 yards on 6 PRs...Became the 1st WR in franchise history to post 10 or more receptions in consecutive games after 10-catch outputs against Oak. (9/7) and at Ind. (9/14)...**2003 SEASON HIGHLIGHTS:** Led the team with 7 receptions for 90 yards and 1 TD in the **AFC Divisional Playoff at NE (1/10/04)**...Set a career high with 302 all-purpose yards in **game 14 vs. Buf. (12/14)**, including 9 receptions for 137 yards, 5 PRs for 59 yards and 5 KORs for 106 yards...Tied Billy "White Shoes" Johnson for most PRs in franchise history (155)...Led the team with a season-high 11 receptions for 133 yards and 1 TD on Monday Night Football in **game 12 at NYJ (12/1)**...Surpassed Earl Campbell (9,292 yards) for 2nd place on the team's all-time combined yardage list...The game was the 5th of his career with 10 or more receptions and 10th with 100 or more yards...Set a career high with 3 TDs on 6 receptions in **game 6 vs. Hou. (10/12)**...Set season high with 177 yards, the 2nd-highest total of career...With his scores, he became the 1st player in team history since Haywood Jeffires (11/14/93) to score 3 receiving TDs in a game.

2002: (with Tennessee) Started 14 games, missing 2 due to a shoulder injury...Led team in receptions (79), receiving yards (1,012), TD receptions (5) and 100-yard games (3) for 2nd-consecutive season and became the 5th WR in franchise history to record consecutive 1,000-yard seasons...**2002 SEASON HIGHLIGHTS:** Set a season and *led a career high with 12 receptions* for 116 yards and 1 TD to help Titans win a thrilling overtime 32-29 victory in **game 12 at NY Giants (12/1)**...Eight of his 12 catches resulted in 1st downs in the contest...Posted 7 receptions for 98 yards and 2 TDs in **game 7 at Cin. (10/27)**...Recorded his 2nd-consecutive 100-yard receiving game in **game 2 at Dal. (9/15)**...Started and pulled in a team-high 7 receptions for 109 yards in the **season opener vs. Phi (9/8)**.

2001: (with Tennessee) Started and played in 15 games, missing game vs. TB (10/14) due to left ankle injury...Saw limited action at Jax. (9/23) and at Bal. (10/7) due to ankle and right shoulder injuries, but still managed to lead the team in every receiving category with then-career highs in receptions (73) and receiving yards (1,128)...His **9 TDs in 2001 stand as his career high...Became 1st player in Titans history to record 2,000 all-purpose yards in consecutive seasons (2,004 in 2001; 2,690 in 2000) and 2,000 all-purpose-yard seasons in a career**...Became the 1st WR to lead the team in receptions since 1995 (Haywood Jeffires, 61)...Recorded a career-high 4 100-yard receiving games, including a career-high and team season-high 186 yards, which ranks 9th on team's all-time list...Led the team in receptions in 5 games and tied for team lead (RB Eddie George and TE Frank Wycheck) in 1 other...**2001 SEASON HIGHLIGHTS:** Eclipsed 1,000-yard mark for the 1st time in his career and 1st time for the franchise since 1991 (WR Haywood Jeffires) when he set a career-mark with 186 receiving yards and 2 TDs on team-high 9 receptions in the **season finale vs. Cin. (1/6/02)**...His 186-yard performance ranked 9th in franchise history for receiving yards in regular season game...Led the team in receptions for the 2nd consecutive week, catching 8 passes for team-high 107 yards in **game 13 vs. GB (12/16)**...Recorded his 2nd-consecutive 100-yard performance and the 3rd of his career when he caught 3 passes for 122 yards and 2 TDs, including a **career-long 71 yards** en route to 31-15 victory in **game 11 at Cle. (12/2)**...It was the 2nd-consecutive week in which he set a career high in receiving yards...Joined fellow WR Kevin Dyson (110 yards on 6 receptions) to become team's 1st receiver tandem to post back-to-back 100-yard receiving games since 1961 (Charlie Groman and Charles Hennigan)...Posted his 1st 100-yard receiving game of sea-

DERRICK MASON 85

son when he collected 114 yards on 7 receptions in **game 10 vs. Pit. (11/25)**...With Kevin Dyson (112 yards on 4 receptions), became team's 1st pair of WRs to record 100 yards in same game since Ernest Givens (118 yards on 5 receptions) and Drew Hill (100 yards on 5 receptions) accomplished same feat vs. Phx. (11/20/88)...Returned opening KO 101 yards to give team 7-0 lead en route to 20-7 victory in **game 9 at Cin. (11/18)**...It marked his 1st KOR for a TD in regular season of his career and 3rd-longest in team history...It was team's 1st KOR for a TD since Lorenzo White vs. Pit. (12/4/88) and marked longest KOR since Bob Gresham returned a KO 103 yards on game's opening kickoff at Cin. (9/23/73)...Mason also led squad in receiving yards (62) and tied for team-lead (Dyson) in receptions (4)...Accounted for 209 all-purpose yards in game.

2000: (with Tennessee) *Earned his 1st trip to the Pro Bowl* as KR after receiving unanimous selection...Named to numerous *All-Pro* teams, including AP, Dr. Z of *Sports Illustrated*, *Pro Football Weekly* and *College & Pro Football Newsweekly*...Set an NFL single-season record with 2,690 all-purpose yards (895 receiving yards, 662 punt return yards, 1,132 KO yards, 1 rushing yard) in a single season, bettering the old mark of 2,535 all purpose yards (Lionel James, San Diego, 1985)...Became only the 2nd player in Titans history to eclipse 2,000 all purpose yards in single season (Billy Cannon, 2,043, 1961)...Led the NFL in punt return yards (662), 1st in the AFC and 2nd in the NFL (Jenkins, Ari., 27.7) in average KOR yards (27.0) and 3rd in the AFC in KOR yards (1,132 yards)...Led the team in receptions in 6 games and receiving yards in 7 games...**2000 SEASON HIGHLIGHTS:** Started at WR and caught 7 passes for 88 yards, returned 4 KOs for 55 yards and 2 punts for 5 yards in the 24-10 loss



to Baltimore in the **AFC Divisional Playoff Game (1/7/01)**...Established a new club record for all-purpose yards in a season on 23-yard reception in second quarter in **game 12 at Jax. (11/26)**, which put his season total at 2,044, breaking a team record set in 1961...Finished game with 2 receptions for 33 yards, 61 KOR yards on 4 returns and 46 PR yards on 2 returns in 16-13 loss to the Jaguars...Started on Monday Night Football in **game 8 at Was. (10/30)**, and recorded a new *career high with a 69-yard PR* for a TD in the second quarter...The TD on PR was his 1st of career...Averaged 26.3 yards KOR in the 27-21 win over the Redskins...Was named AFC Special Teams Player of the Month for October...Enjoyed 1 of his finest games as a pro in 23-20 win in **game 3 at Pit. (9/24)**, posting a team-high 5 receptions for 71 yards, totaling 102 KOR yards on 4 returns, including a long of 46 yards, and 70 PR yards on 5 returns for a total of 246 all-purpose yards.

1999: (with Tennessee) Saw action in 13 games and all 4 playoff games, establishing himself as a clutch KO and punt returner during the postseason...Handled KO and PR duties during the season, returning 41 KOs for 19.6-yard average and 26 punts for 8.7-yard average and 1 TD...**1999 SEASON HIGHLIGHTS:** Had 5 KORs for 122 yards, including a 35-yard return, in **Super Bowl XXXIV vs. STL (1/30/00)**...Set an AFC Championship Game record with 174 KOR yards in the **AFC Championship Game at Jax. (1/23/00)**...Selected *NFL Special Teams Player of the Week* for the championship weekend...Returned a free kick after a safety 80 yards for a TD in the win over the Jaguars...Broke the game wide open with a 65-yard PR for a TD in the third quarter in **game 11 at Cle. (11/28)**, earning AFC Special Teams Player of the Week honors.

1998: (with Tennessee Oilers) Saw action in all 16 games, recording 25 catches for 333 yards and 3 TDs...Also returned 31 punts for 228 yards, averaging 7.4 yards per return...**1998 Season Highlights:** Hauled in 3 passes for 75 yards in the **season finale against Min. (12/26)**, including then-career-best 47-yarder...Snagged 4 passes for 53 yards and 2 TDs in **game 15 at GB (12/20)**, including a 25-yard TD pass in the second quarter and a 3-yarder with 53 seconds left...Caught 2 passes for 28 yards in **game 7 vs. Chicago (10/25)**, including his *1st-career TD* grab on a 13-yarder from Steve McNair.

DERRICK MASON 85

1997: (with Tennessee Oilers) Played in 16 games as a rookie, including 2 starts...Recorded 14 catches for 186 yards and led the team in KORs, averaging 21.2 yards (26 for 551 yards) and averaged 7.3 yards per PR (13 for 95 yards)...**1997 SEASON HIGHLIGHTS:** Led the team with 3 receptions for 47 yards in the **season finale vs. Pit. (12/21)**...Had a season-long 54-yard KOR in **game 3 vs. Bal. (9/21)**...Recorded his **1st-career reception**, an 11-yarder in the **season opener vs. Oak. (8/31)**.

COLLEGE, PERSONAL: Finished his 4-year career at Michigan State as the team and Big Ten Conference career-record holder for KOR yards with 2,384 (99 returns, 24.1 avg., 2 TDs), adding 191 yards and 1 score on 7 returns in pair of bowl games...Also set school record with 620 yards on punt returns (61 for 10.2 avg., 2 TDs), which included 4 returns for 45 yards in bowl action...Ranked 2nd in Spartan annals with 5,114 all-purpose yards, topped only by RB Lorenzo White (5,152, 1984-87), 4th on the school's all-time reception list (120) and 6th in yards (1,914), including bowl totals...Caught 8 career TD receptions...Started 10 games (including Sun Bowl) as senior, leading team with 53 receptions for 865 yards (16.3 avg.) and pair of scores...Only Charles Rodgers (68 in 2001), Plaxico Burress (66 in 1999; 65 in 2000), Courtney Hawkins (60 in 1989) and Andre Rison (54 in 1986) had more catches in a season for MSU...Majored in communications...Earned 1st-Team All-Public School League, All-State and Blue Chip list honors from *Detroit News* as senior at Mumford (MI) HS, where he set a school record for both catches (70) and receiving yards (1,243)...Also chosen to play in Michigan HS All-Star game that season...Would like to get into sports broadcasting after playing career...Mason served as the Titans' player representative to the NFLPA in 2003...He was responsible for communicating his teammates' concerns to the players' union and instructing his peers on union and league matters...In 2003, Mason began hosting "The Derrick Mason Show" weekly on a Nashville radio station...Among his most cherished items in his sports memorabilia collection is a pair of Muhammad Ali boxing gloves, which he purchased at an auction for his son, Derrick II..."Receiving on the Field. Giving in the Community" serves as the slogan for The Derrick Mason Foundation, which was started to help at-risk children and battered women in the greater Nashville area...Mason holds an annual golf tournament during the offseason as well as other events to raise money for the foundation...His wife, Marci, who is also interested in broadcasting, acts as the organization's vice president...During every game week, Mason selects Bible verses and writes them on his game shoes for inspiration...Mason helped raise money in 2003 for youth football leagues around middle Tennessee and southern Kentucky in his role as honorary spokesperson for the Gaylord Hotels Music City Bowl Presented by Bridgestone Youth Football League...Derrick and his wife, Marci (married on 6/7/97), have 2 children: daughter, Bailee My-Lin (3/24/99), and son, Derrick II (7/11/03)...Born on 1/17/74, in Detroit, MI...Full name: Derrick James Mason.

**2004
Game-by-Game**

Titans

Receiving

Date/Opp.	Rec.	Yds	Avg.	LG	TDs	Rushing								
						No.	Yds	Avg.	LG	TDs				
9/11 @ Mia.	3	51	17.0	19	0	0	0	0.0	0	0				
9/19 vs. Ind.	8	104	13.0	33	0	1	-3	-3.0	-3	0				
9/26 vs. Jax.	4	43	10.8	27	0	0	0	0.0	0	0				
10/3 @ SD	12	94	7.8	17	1	0	0	0.0	0	0				
10/11 @ GB	4	63	15.8	26	1	0	0	0.0	0	0				
10/17 vs. Hou.	5	74	14.8	22	0	0	0	0.0	0	0				
10/24 @ Min.	8	85	10.6	16	0	0	0	0.0	0	0				
10/31 vs. Cin.	8	85	10.6	18	0	0	0	0.0	0	0				
11/14 vs. Chi.	7	91	13.0	29	1	0	0	0.0	0	0				
11/21 @ Jax.	3	56	18.7	37	1	0	0	0.0	0	0				
11/28 @ Hou.	8	87	10.9	16	1	0	0	0.0	0	0				
12/5 @ Ind.	6	79	13.2	32	0	0	0	0.0	0	0				
12/13 vs. KC	3	22	7.3	12	1	0	0	0.0	0	0				
12/19 @ Oak.	9	121	13.4	32	1	0	0	0.0	0	0				
12/25 vs. Den.	4	65	16.3	37	0	0	0	0.0	0	0				
1/2 vs. Det.	4	48	12.0	19	0	0	0	0.0	0	0				
Totals	96	1,168	12.2	37	7	0	0	0.0	0	0				

**2003
Game-by-Game**

Titans

Receiving

Date/Opp.	Rec.	Yds	Avg.	LG	TDs	Rushing								
						No.	Yds	Avg.	LG	TDs				
9/7 vs. Oak.	10	99	9.9	19	1	0	0	0.0	0	0				
9/14 @ Ind.	10	98	9.8	18	0	0	0	0.0	0	0				
9/21 vs. NO	4	47	11.8	17	0	0	0	0.0	0	0				
9/28 @ Pit.	1	4	4.0	4	0	0	0	0.0	0	0				
10/5 @ NE	8	99	12.4	24	0	0	0	0.0	0	0				
10/12 vs. Hou.	6	177	29.5	50	3	0	0	0.0	0	0				
10/19 @ Car.	2	39	19.5	20	0	0	0	0.0	0	0				
10/26 @ Jax.	3	29	9.7	12	0	0	0	0.0	0	0				
11/9 vs. Mia.	6	98	16.3	46	0	0	0	0.0	0	0				
11/16 vs. Jax.	5	96	19.6	33	0	0	0	0.0	0	0				
11/23 @ Atl.	4	47	11.8	16	0	0	0	0.0	0	0				
12/1 @ NYJ	11	133	12.1	22	1	0	0	0.0	0	0				
12/7 vs. Ind.	6	64	10.7	16	1	0	0	0.0	0	0				
12/14 vs. Buf.	9	137	15.2	37	0	0	0	0.0	0	0				
12/21 @ Hou.	4	44	11.0	19	0	0	0	0.0	0	0				
12/28 vs. TB	6	90	15.0	34	2	0	0	0.0	0	0				
Totals	95	1,303	13.7	50	8	0	0	0.0	0	0				

Playoffs

1/3/04 @ Bal.	3	28	9.3	13	0	0	0	0.0	0	0				
1/10/04 @ NE	7	90	12.9	29	1	0	0	0.0	0	0				
Totals	10	118	11.8	29	1	0	0	0.0	0	0				

DERRICK MASON

DERRICK MASON 85

2002

Game-by-Game

Titans

Receiving					Rushing					
Date/Opp.	Rec.	Yds	Avg.	LG	TDs	No.	Yds	Avg.	LG	TDs
9/8 vs. Phi.	7	109	15.6	39	0	0	0	0.0	0	0
9/15 @ Dal.	7	118	16.9	40	0	0	0	0.0	0	0
9/22 vs. Cle.	3	31	10.3	16	0	0	0	0.0	0	0
9/29 @ Oak.	6	99	16.5	32	0	0	0	0.0	0	0
10/6 vs. Was.	INACTIVE - SHOULDER									
10/13 vs. Jax.	INACTIVE - SHOULDER									
10/27 @ Cin.	7	98	14.0	32	2	0	0	0.0	0	0
10/3 @ Ind.	5	41	8.2	14	0	0	0	0.0	0	0
10/10 vs. Hou.	4	47	11.8	20	1	0	0	0.0	0	0
10/17 vs. Pit.	6	85	14.2	23	0	0	0	0.0	0	0
11/24 @ Bal.	4	49	12.3	17	0	0	0	0.0	0	0
12/1 @ NYG	12	116	9.7	24	1	0	0	0.0	0	0
12/8 vs. Ind.	6	77	12.8	23	0	0	0	0.0	0	0
12/16 vs. NE	6	86	14.3	20	1	0	0	0.0	0	0
12/22 @ Jax.	6	56	9.3	12	1	0	0	0.0	0	0
12/29 @ Hou.	0	0	0.0	0	0	0	0	0.0	0	0
Totals	79	1,012	12.8	40	5	0	0	0.0	0	0

Playoffs

1/11/03 vs. Pit.5	47	9.4	18	0	0	0	0	0.0	0	0
1/19/03 @ Oak.5	41	8.2	14	0	0	0	0	0.0	0	0
Totals	10	88	8.8	18	0	0	0	0.0	0	0

2000

Game-by-Game

Titans

Receiving					Rushing					
Date/Opp.	Rec.	Yds	Avg.	LG	TDs	No.	Yds	Avg.	LG	TDs
9/3 @ Buf.	0	0	0.0	0	0	0	0	0.0	0	0
9/10 vs. KC	0	0	0.0	0	0	0	0	0.0	0	0
9/24 @ Pit.	5	71	14.2	24	0	0	0	0.0	0	0
10/1 vs. NYG	6	103	17.2	29	1	0	0	0.0	0	0
10/8 @ Cin.	6	65	10.8	19	1	0	0	0.0	0	0
10/16 vs. Jax.	2	37	18.5	22	1	0	0	0.0	0	0
10/22 @ Bal.	2	17	8.5	14	0	0	0	0.0	0	0
10/30 @ Was.	2	12	6.0	6	0	0	0	0.0	0	0
11/5 vs. Pit.	8	92	11.5	17	0	0	0	0.0	0	0
11/12 vs. Bal.	5	63	12.6	22	1	0	0	0.0	0	0
11/19 vs. Cle.	6	89	14.8	26	0	0	0	0.0	0	0
11/26 @ Jax.	2	33	16.5	2	3	0	0	0.0	0	0
12/3 @ Phi.	7	93	13.3	18	0	0	0	0.0	0	0
12/10 vs. Cin.	5	32	18.4	25	0	1	1	1.0	1	0
12/17 @ Cle.	1	33	33.0	35	0	0	0	0.0	0	0
12/25 vs. Dal.	6	95	15.8	34	1	0	0	0.0	0	0
Totals	63	895	14.2	34	5	1	1	1.0	1	0

Playoffs

1/7/02 vs. Bal.	7	88	12.6	19	0	0	0	0.0	0	0
Totals	7	88	12.6	19	0	0	0	0.0	0	0

1998

Game-by-Game

Titans

Receiving					Rushing					
Date/Opp.	Rec.	Yds	Avg.	LG	TDs	No.	Yds	Avg.	LG	TDs
9/6 @ Cin.	2	24	12.0	13	0	0	0	0.0	0	0
9/13 vs. SD	1	18	18.0	18	0	0	0	0.0	0	0
9/20 @ NE	1	8	8.0	8	0	0	0	0.0	0	0
9/27 vs. Jax.	1	4	4.0	4	0	0	0	0.0	0	0
10/11 @ Ba.	2	23	11.5	14	0	0	0	0.0	0	0
10/18 vs. Cin.	0	0	0.0	0	0	0	0	0.0	0	0
10/25 vs. Chi.	2	28	14.0	15	1	0	0	0.0	0	0
11/1 @ Pit.	1	4	4.0	4	0	0	0	0.0	0	0
11/8 @ TB	1	8	8.0	8	0	0	0	0.0	0	0
11/15 vs. Pit.	3	35	11.7	19	0	0	0	0.0	0	0
11/22 vs. NYJ	1	24	24.0	24	0	0	0	0.0	0	0
11/29 @ Sea.	1	10	10.0	10	0	0	0	0.0	0	0
12/6 vs. Bal.	2	19	9.5	16	0	0	0	0.0	0	0
12/13 @ Jax.	0	0	0.0	0	0	0	0	0.0	0	0
12/20 @ GB	4	53	13.3	25	2	0	0	0.0	0	0
12/26 vs. Min.	3	75	25.0	47	0	0	0	0.0	0	0
Totals	25	333	13.3	47	3	0	0	0.0	0	0

2001

Game-by-Game

Titans

Receiving					Rushing					
Date/Opp.	Rec.	Yds	Avg.	LG	TDs	No.	Yds	Avg.	LG	TDs
9/9 vs. Mia.	2	62	31.0	33	1	0	0	0.0	0	0
9/23 @ Jax.	1	4	4.0	4	0	0	0	0.0	0	0
10/7 @ Bal.	0	0	0.0	0	0	0	0	0.0	0	0
10/14 vs. TB	INACTIVE - ANKLE									
10/21 @ Det.	3	47	15.7	21	0	0	0	0.0	0	0
10/29 @ Pit.	2	56	28.0	44	0	0	0	0.0	0	0
11/4 vs. Jax.	6	35	5.8	14	1	0	0	0.0	0	0
11/12 vs. Bal.	12	99	8.3	16	0	0	0	0.0	0	0
11/18 @ Cin.	4	62	15.5	22	0	0	0	0.0	0	0
11/25 vs. Pit.	7	114	16.3	28	0	0	0	0.0	0	0
12/2 @ Cle.	3	122	40.7	71	2	0	0	0.0	0	0
12/9 @ Min.	8	75	9.4	15	1	0	0	0.0	0	0
12/16 vs. GB	8	107	13.4	35	1	0	0	0.0	0	0
12/22 @ Oak.	5	78	15.6	29	0	0	0	0.0	0	0
12/30 vs. Cle.	3	81	27.0	59	1	0	0	0.0	0	0
1/6/02 vs. Cin.	9	186	20.7	41	2	0	0	0.0	0	0
Totals	73	1,128	15.5	71	9	0	0	0.0	0	0

1999

Game-by-Game

Titans

Receiving					Rushing					
Date/Opp.	Rec.	Yds	Avg.	LG	TDs	No.	Yds	Avg.	LG	TDs
9/12 vs. Cin.	INACTIVE									
9/19 vs. Cle.	INACTIVE									
9/26 @ Jax.	DID NOT PLAY									
10/3 @ SF	0	0	0.0	0	0	0	0	0.0	0	0
10/10 vs. Bal.	1	4	4.0	4	0	0	0	0.0	0	0
10/17 @ NO	1	3	1	31.0	31	0	0	0.0	0	0
10/31 vs. STL	0	0	0.0	0	0	0	0	0.0	0	0
11/7 @ Mia.	0	0	0.0	0	0	0	0	0.0	0	0
11/14 @ Cin.	0	0	0.0	0	0	0	0	0.0	0	0
11/21 vs. Pit.	0	0	0.0	0	0	0	0	0.0	0	0
11/28 @ Cle.	3	28	9.3	20	0	0	0	0.0	0	0
12/5 @ Bal.	2	18	9.0	12	0	0	0	0.0	0	0
12/9 vs. Oak.	0	0	0.0	0	0	0	0	0.0	0	0
12/19 vs. Atl.	1	8	8.0	8	0	0	0	0.0	0	0
12/26 vs. Jax.	0	0	0.0	0	0	0	0	0.0	0	0
1/2/00 @ Pit.	0	0	0.0	0	0	0	0	0.0	0	0
Totals	8	89	11.1	31	0	0	0	0.0	0	0

1997

Game-by-Game

Titans

Receiving					Rushing					
Date/Opp.	Rec.	Yds	Avg.	LG	TDs	No.	Yds	Avg.	LG	TDs
8/31 vs. Oak.	1	11	11.0	11	0	0	0	0.0	0	0
9/7 @ Mia.	0	0	0.0	0	0	0	0	0.0	0	0
9/21 vs. Bal.	1	8	8.0	8	0	0	0	0.0	0	0
9/28 @ Pit.	1	12	12.0	12	0	0	0	0.0	0	0
10/5 @ Sea.	0	0	0.0	0	0	0	0	0.0	0	0
10/12 vs. Cin.	0	0	0.0	0	0	0	0	0.0	0	0
10/19 vs. Was.	2	32	16.0	28	0	0	0	0.0	0	0
10/26 @ Ari.	0	0	0.0	0	0	0	0	0.0	0	0
11/2 vs. Jax.	0	0	0.0	0	0	0	0	0.0	0	0
11/9 vs. NYG	0	0	0.0	0	0	0	0	0.0	0	0
11/16 @ Jax.	0	0	0.0	0	0	0	0	0.0	0	0
11/23 vs. Bal.	2	40	20.0	26	0	1	-7	-7.0	-7	0
11/27 @ Dal.	0	0	0.0	0	0	0	0	0.0	0	0
12/4 @ Cin.	0	0	0.0	0	0	0	0	0.0	0	0
12/14 @ Bal.	4	36	9.0	14	0	0	0	0.0	0	0
12/21 vs. Pit.	3	47	15.6	38	0	0	0	0.0	0	0
Totals	14	187	13.3	38	0	1	-7	-7.0	-7	0

DERRICK MASON

DERRICK MASON 85

REGULAR SEASON

RECEIVING

Year	No.	Yds.	Avg.	LG	TD
1997	14	186	13.3	38	0
1998	25	333	13.3	47	3
1999	8	89	11.1	31	0
2000	*63	895	14.2	34	5
2001	*73	*1,128	15.5	71t	*9
2002	*79	*1,012	12.8	40	*5
2003	*95	*1,303	13.7	50t	*8
2004	*96	*1,168	12.2	37	*7
Totals	453	6,114	13.5	71t	37

*Led Team

KICK RETURNS

Year	No.	Yds.	Avg.	LG	TD
1997	26	551	21.2	54	0
1998	8	154	19.3	26	0
1999	41	805	19.6	41	0
2000	42	1,132	27.0	66	0
2001	34	748	22.0	101t	1
2002	0	0	0.0	0	0
2003	5	106	21.2	34	0
2004	0	0	0.0	0	0
Totals	156	3,496	22.4	101t	1

PUNT RETURNS

No.	FC	Yds.	Avg.	LG	TD
13	3	95	7.3	29	0
31	11	228	7.4	25	0
26	15	225	8.7	65t	1
51	17	662	13.0	69t	1
20	19	128	6.4	20	0
9	12	60	6.7	21	0
8	5	99	12.4	21	0
24	12	93	3.9	13	0
182	94	1,590	8.7	69t	2

CAREER SINGLE-GAME HIGHS (regular season)

Receptions:

12 (12/1/02 at NYG and 11/12/01 vs. Bal.)

Yardage:

186 (1/6/02 at Cin.)

Long Gain:

71t (12/2/01 at Cle.)

Touchdowns:

3 (10/12/03 vs. Hou.)

Longest Kick Return:

101t (11/18/01 at Cin.)

Longest Punt Return:

69t (10/30/00 at Was.)

DERRICK MASON

POSTSEASON

RECEIVING

Year	No.	Yds.	Avg.	LG	TD
1999	2	18	9.0	9	0
2000	7	88	12.6	19	0
2002	10	88	8.8	18	0
2003	10	118	11.8	29	1
Totals	29	312	10.8	29	1

KICK RETURNS

Year	No.	Yds.	Avg.	LG	TD
1999	13	437	33.6	80t	1
2000	4	55	13.8	17	0
2002	0	0	0.0	0	0
2003	0	0	0.0	0	0
Totals	17	492	28.9	80t	1

PUNT RETURNS

No.	FC	Yds.	Avg.	LG	TD
11	4	78	7.1	19	0
2	1	5	2.5	8	0
2	3	20	10.0	11	0
6	2	70	11.7	17	0
21	10	173	8.2	19	0



CHRIS McALISTER
CORNERBACK
 YEARS IN NFL: 7
 HT: 6'1" WT: 206
 COLLEGE: Arizona
 HS: Pasadena (CA)
 BORN: 6/14/77, Pasadena, CA
 JOINED RAVENS: Draft 1 (10th), 1999
 PRO BOWLS (2): 2003, 2004

21


GAMES PLAYED/STARTED: (1999, 16/12); (2000, 16/16); (2001, 16/16); (2002, 13/12); (2003, 15/15); (2004, 15/14) **Total 91/85**

Playoffs (2000, 4/4) (2001, 2/2); (2003, 1/1) **Total 7/7**

TRANSACTIONS: Chris McAlister re-signed with the Ravens on 10/9/04 after being franchised for the 2003 season and the 1st part of 2004...He was originally selected by the Ravens with the 10th overall pick in the 1st round of the 1999 NFL Draft.

PRO: *Two-time Pro Bowl CB* who is known as 1 of the league's top "shutdown" CBs...Earned his 2nd-consecutive Pro Bowl nod after posting 44 tackles (38 solo), 8 PD, 2 FRs (1 he returned for a TD) and 1 INT (returned for a TD) in 2004...Earned his *1st Pro Bowl* nod in 2003...He also earned *AP 1st-team All-Pro, Pro Football Weekly All-NFL* team and *Football Digest 1st-team All-Pro* honors...Played and started in 15 games, recording 52 tackles (43 solo), tied for 2nd on the team with 16 PD and had 3 INTs, including 1 returned 83 yards for a TD...McAlister has the daunting task of constantly covering the opposing team's top receiver...In addition to his covering skills, McAlister also returned punts during the 2002 season...Posted 67 tackles (58 solo) and *led the Ravens with 24 PD*, despite playing in only 13 games due to an ankle injury in 2002...Earned *AFC Special Teams Player of the Week* honors in week 2 for his *NFL-record 107-yard return of a missed FGA*, the longest play in NFL history...Returned 17 punts for 122 yards (7.2-yard average)...Started all 16 games and 2 postseason contests in 2001, when he had 11 PD...A major factor in the 2000 Ravens' record-setting defense, as the team set a franchise mark and led the NFL with 49 take-aways, including a then-Ravens-record 23 INTs (5th in the NFL)...Defense allowed only 11 TD passes all season (2nd-fewest in the league), and finished 5th in the NFL with 23 INTs, while setting the NFL 16-game record by allowing just 165 points...Was named to *Football Digest's 2nd-team All-Pro* squad in 2000 after picking off 4 passes (1 for a TD) and finishing 2nd on the team with 23 PD...Started the final 12 games in 1999 at LCB and was named to *College & Pro Football Newsweekly's 1999 All-Rookie Team*...Led the team with 27 PD and finished tied for 2nd with 5 INTs in 1999 (tied for 6th in the AFC and 2nd in the NFL among rookies behind Green Bay's Mike McKenzie, who had 6)...Was the 2nd DB picked in the '99 draft (behind Champ Bailey by Washington at the 7th position) and the 3rd defensive player tabbed overall (behind Bailey and LB Chris Claiborne, selected by Detroit at the 9th position)...His 14 INTs rank 5th on the Ravens' all-time INT list, behind S Ed Reed (21), former Ravens S Rod Woodson (20), CB Duane Starks (20) and teammate LB Ray Lewis (20).

2004: Named to his 2nd consecutive Pro Bowl in 2004, while playing in 15 games, starting 14...Inactive once (vs. Dal. 11/21) and saw limited action at NE (11/28) due to shoulder injury...Finished the season with 44 tackles (38 solo), 8 PD and 2 FRs...Had 2 TDs, returning an INT 51 yards for a TD vs. Pit. (9/19) and recovering an Ed Reed fumble vs. Cin. (12/5) after Reed intercepted the pass: McAlister took it 64 yards into the end zone for a TD...**2004 SEASON HIGHLIGHTS:** Had 3 tackles (2 solo), including 1 TFL and a PD in the 30-23 victory in the **season finale vs. Mia. (1/2/05)**...Started and had 3 solo tackles in **game 12 vs. Cin. (12/5)**...Chris picked up an Ed Reed fumble (following an INT) and raced 64 yards for a TD against the Bengals...Netted 1 tack-



OFF THE FIELD

Chris visited with young patients in the pediatrics unit of Johns Hopkins Outpatient Services in December 2004. During the holidays, he donated 3 27" televisions, 3 PlayStation2 consoles and several games to the center.

CHRIS MCALISTER 21

le and a PD as he helped the Ravens' defense hold the Redskins to 107 total yards (2nd-lowest total in team history), including a franchise-record low 55 net yards passing in **game 5 at Was. (10/10)**...Tied for the lead in the secondary with 7 tackles (4 solo) and 2 PD, 1 of which he returned 51 yards for a TD (3rd INT return for a TD in his career), in 30-13 win in **game 2 vs. Pit. (9/19)**.

2003: Earned his *1st Pro Bowl* nod in 2003...He also grabbed *AP 1st-team All-Pro, Pro Football Weekly All-NFL* team and *Football Digest 1st-team All-Pro* honors...Played and started in 15 games, recording 52 tackles (43 solo), tied for 2nd on the team with 16 PD and had 3 INTs, including 1 he returned 83 yards for a TD...Shadowed Pro Bowl WR Derrick Mason and held him to 3 receptions for 28 yards, while posting 3 solo tackles, 2 PD and moved into 2nd place on the Ravens' all-time postseason INT list with the 3rd of his career in the **Wild Card loss vs. Ten. (1/3/04)**...**2003 SEASON HIGHLIGHTS:** Shadowed the AFC's receiving yardage leader, Chad Johnson, and held him to 2 receptions for 15 yards, while recording 1 solo tackle and helped force QB Jon Kitna into 2 INTs in **game 13 vs. Cin. (12/7)**...Continued to play at a torrid pace, as he held WR Terrell Owens to 3 receptions for 23 yards and 0 TDs in 44-6 rout in **game 12 vs. SF (11/30)**...Blanketed the NFL's leading receiver Torry Holt, allowing him only 3 receptions for 38 yards and posted 2 solo tackles as the defense allowed the league's No. 1-rated offense just 121 yards in **game 9 at STL (11/9)**...Started and posted 4 tackles (3 solo) and 1 PD in **game 6 at Cin. (10/19)**...Started at LCB and had 4 tackles (3 solo) in **game 5 at Ari. (10/12)**...McAlister also posted his *1st-career multi-INT game*, returning the 2nd 83 yards (3rd-longest in franchise history) for a TD against the Cardinals.

2002: Saw action in 13 games, starting 12...Missed 3 games due to an ankle injury suffered on a punt at Atl. (11/3)...Finished the season with 67 tackles (58 solo), 1 FF and 1 INT...Led the team with 24 PD...**2002 SEASON HIGHLIGHTS:** Started at CB in **game 15 vs. Cle. (12/22)**...Posted 8 solo tackles against the Browns...Returned in **game 12 at Cin. (12/1)** and played in mostly nickel situations after missing the previous 3 games with an ankle injury...Amassed 6 tackles (4 solo) and led team with 3 PD against the Bengals...Inactive games 9-11 with an ankle injury...Started at LCB in 17-10 win in **game 6 vs. Jax. (10/20)** and had 5 solo tackles and 1 PD...Part of a defensive backfield that did not allow a TD pass and forced QB Mark Brunell into 3 INTs...Started at RCB and logged 7 tackles in **game 3 vs. Den. (9/30)**...McAlister also led the team with 4 PD on Monday Night Football...*Set a new NFL record for longest play with a 107-yard return for a TD* on Jason Elam's missed FGA in the closing seconds of the first half against the Broncos, earning *AFC Special Teams Player of the Week* honors.

2001: Started all 16 games at CB and was 6th on the team with 69 tackles (59 solo), an INT and 10 PD for the season...**2001 SEASON HIGHLIGHTS:** Recorded 1 assist and 1 PD in 20-3 **Wild Card win at Mia. (1/13/02)**, as the defense held the Dolphins to 151 total yards, a *team-postseason record*...Made 3 tackles (2 solo) in 26-7 win in **game 4 vs. Ten. (10/7)**, as the defense allowed only 185 total yards and no TDs...Recorded 1 solo tackle in 20-13 win in **game 3 at Den. (9/30)**...Returned punts in place of injured WR/KR Jermaine Lewis (thigh) in **game 2 at Cin. (9/23)**...Returned 5 punts for 44 yards, including a 24-yard return...Recorded 5 tackles (3 solo) on defense.



CHRIS McALISTER 21

2000: Named to *Football Digest's All-Pro 2nd-Team*...In the playoffs, Chris recorded 17 tackles, led the team with 8 PD and had 1 of Baltimore's 10 INTs...Posted 49 tackles (39 solo), 4 INTs and had 23 PD...**2000 SEASON HIGHLIGHTS:** Recorded 2 tackles, 1 PD and a 4-yard INT off QB Kerry Collins in the 34-7 **Super Bowl XXXV win over the NYG (1/28/01)**...Finished 2nd on the team, tops in the secondary, with 7 tackles and had a team-high 3 PD in the Ravens' 21-3 **AFC Wild Card win over the Broncos (12/31)**...Won DirecTV's *Play of the Week Award* in the Ravens' 34-20 win in **game 16 vs. NYJ (12/24)** when *he stepped in front of a Vinny Testaverde pass on the 2-yard line and raced 98 yards for the Ravens' 1st and only defensive TD of the regular season*...*Was the longest INT return in team history* (tied with Chad Williams - 2002) and 2nd-longest in the NFL in 2000...Also had 5 tackles and 4 PD.

1999: Had a solid rookie season by leading the team with 27 PD and finished tied for 2nd on team with 5 INTs...(tied for 6th in the AFC, 2nd in the NFL among rookies behind GB's Mike McKenzie (6))...Started final 12 games at LCB and finished 9th on team with 58 tackles...Named to *College & Pro Football Newsweekly's 1999 All-Rookie Team*...**1999 SEASON HIGHLIGHTS:** Had 2 stops and recorded his 5th INT of the season in the **season finale at NE (1/2/00)**...Picked off QB Drew Bledsoe in the fourth quarter at the Ravens 2-yard line on a deep pass intended for Shawn Jefferson...Had 6 tackles and a team-high 4 PD in 31-24 win in **game 13 at Pit. (12/12)**...Had 4 stops and intercepted his 4th pass of the season in the Ravens' 41-14 win in **game 12 vs. Ten. (12/5)**...Finished 2nd on the team with a **career-high 10 tackles in game 7 vs. Buf. (10/31)**, and recorded his 3rd INT of the season...Also had 3 PD...Made **1st NFL start** at LCB in **game 5 at Ten. (10/10)** and credited with 4 tackles...*Picked off his 1st-career pass in season opener at STL (9/12)*.

COLLEGE, PERSONAL: Won unanimous All-America 1st-team honors and was an All-Pac 10 1st-team choice for 3 straight seasons...Only the 7th player in college football history (1st in Arizona history) to return a kickoff, punt and INT for TDs in the same season (1998)...His 18 INTs (including bowl games) at the end of his Arizona career ranked 3rd on the school's career-record chart behind Chuck Cecil (21, 1984-87) and Jackie Wallace (20, 1970-72)...Concluded Arizona career with 122 tackles, 11 TFL, 3 FFs, 15 INTs (2 for TDs) for a 16.2-yard return average, 43 KORs, including 2 100-yard TDs, for a 25.5-yard average and 5 PRs, 1 for a 65-yard TD, for a 20.8-yard average...One of 3 finalists for the Jim Thorpe Award as a senior in 1998...Winner of the Mosi Tatupu Special Teams Player of the Year Award...Started 11 games at weakside CB...Finished with 34 tackles, a team-leading 15 PD and 5 INTs for 64 yards and a TD...Blocked 2 kicks...Returned 5 punts for 104 yards (20.8-yard avg.) and a score...Also scored a TD on a KOR, and averaged 29.5 yards on 8 KORs...He also returned a kickoff for a school-record 100-yard TD against Hawaii...Earned 1st-team All-Pac 10 honors as a junior in 1997, as he finished with 43 tackles (37 solo), a team-leading 4 INTs (for 45 yards) and 5 PD...Also had 1 FF and blocked a kick...In the *Insight.com Bowl vs. New Mexico*, he intercepted a pass, deflected 2 others and recorded 4 solo tackles...*In his 1st year as a Wildcat in 1996, he won All-Pac 10 1st-team honors after recording 45 tackles (36 solo), with 2 sacks for 18 yards*...He also had 2 FF and 5 PD...Ranked 5th in the nation with 6 INTs for 103 yards (including a TD)...Gained 526 yards, including a 100-yard TD vs. UCLA on 20 KORs (26.3-yard average)...Earned All-State honors as a CB at Mt. San Antonio Junior College in Walnut, CA in 1995...Returned 3 punts and 2 INTs for TDs...Won Conference Player of the Year and California's MVP at Pasadena (CA) HS in 1995...Threw for 1,153 yards and rushed for 1,302 yards as a QB in his senior year...Named Conference Player of the Year and football MVP...Had his jersey retired (No. 9) at Pasadena HS in 2001...Lettered in football and track...Was a family studies major, with an emphasis in broadcasting...His father, James, was a 1st-team All-American RB at UCLA in 1972-73, and later played for Southern California of the WFL and the Philadelphia Eagles and New England Patriots in the NFL...In 2000 and 2002, McAlister participated in "Ravens Football 101," a workshop for over 300 women focusing on football skills...Chris made a \$100,000 contribution to his church, Victory Full Gospel Baptist Church in Monrovia, CA...He also gave them \$9,000 towards their Youth Ministry...The Chris McAlister Foundation holds an annual golf tournament to help raise money for the Boys & Girls Club of Pasadena, CA...Participated in Anthony Mitchell's football camp in June 2002...Also helped college teammate and current Buffalo Bills LB DaShon Polk at his football camp in June 2002...Participated in former teammate and current Arizona Cardinal CB Duane Starks celebrity golf tournament in May 2002...Mentors kids at the Martin Luther King Jr. Center and the

CHRIS MCALISTER 21

Echo House...Invited 31 children from the Echo House to the M&T Bank Stadium game against the Cincinnati Bengals (12/23/01) and has expanded the program in the last 2 years...Donates food to at-risk children and needy families during the holiday seasons through his foundation...Provided turkey and prepared meals for the Echo House and served as tennis coach for the Pam Shriver Celebrity Tennis Challenge at the First Mariner Arena in 2002, 2003 and 2004...The county of Los Angeles held a luncheon to honor McAlister's outstanding athletic and community achievement on 6/21/01...Maintains a special relationship with the Echo House Multi-Cultural Center in Baltimore, where Chris visits often...Helped to refurbish homes with Sandtown Habitat for Humanity in October and November 2004 in the Ravens' 6-week long project, culminating in the NFL/United Way Hometown Huddle...For Thanksgiving, McAlister donated and personally distributed 200 turkey dinners to families at the Echo House and First Mt. Olive Freewill Baptist Church...In December 2004, McAlister visited with young patients in the pediatrics unit of Johns Hopkins Outpatient Services...He donated 3 27" televisions, 3 PlayStation2 consoles and several games to the center for the holidays...After unwrapping the gifts, McAlister stayed to challenge the youth to a few games...Has a special relationship with the young men of Aunt Hatties Place, a residential home for boys, where he frequently visits and plans outings...Full name: Christopher James McAlister.

2004 Game-by-Game Tackles

Ravens	Date/Opp.	TT	Solo	AS	INT	FF	FR	Sacks	PD
	9/12 @ Cle.	3	3	0	0-0	0	0	0-0	0
	9/19 vs. Pit.	7	4	3	1-51	0	0	0-0	2
	9/26 @ Cin.	7	6	1	0-0	0	0	0-0	1
	10/4 vs. KC	8	7	1	0-0	0	0	0-0	0
	10/10 @ Was.	1	1	0	0-0	0	0	0-0	1
	10/24 vs. Buf.	3	3	0	0-0	0	0	0-0	1
	10/31 @ Phi.	1	1	0	0-0	0	0	0-0	0
	11/7 vs. Cle.	5	5	0	0-0	0	0	0-0	1
	11/14 @ NYJ	0	0	0	0-0	0	0	0-0	0
	11/21 vs. Dal.	INACTIVE - SHOULDER							
	11/28 @ NE	0	0	0	0-0	0	0	0-0	0
	12/5 vs. Cin.*	3	3	0	0-0	0	1*	0-0	0
	12/12 vs. NYG	0	0	0	0-0	0	1	0-0	0
	12/19 @ Ind.	1	1	0	0-0	0	0	0-0	1
	12/26 @ Pit.	2	2	0	0-0	0	0	0-0	0
	1/2/05 vs. Mia.	3	2	1	0-0	0	0	0-0	1
Totals		44	38	6	1-51	0	2	0-0	8

*McAlister recovered an Ed Reed fumble vs. Cin. (12/5) after Reed intercepted a pass.

2002 Game-by-Game Tackles

Ravens	Date/Opp.	TT	Solo	AS	INT	FF	FR	Sacks	PD
	9/8 @ Car.	0	0	0	0-0	0	0	0-0	0
	9/15 vs. TB	7	5	2	0-0	1	0	0-0	2
	9/30 vs. Den.	7	6	1	0-0	0	0	0-0	4
	10/6 @ Cle.	7	6	1	1-0	0	0	0-0	5
	10/13 @ Ind.	7	6	1	0-0	0	0	0-0	0
	10/20 vs. Jax.	5	5	0	0-0	0	0	0-0	1
	10/27 vs. Pit.	3	3	0	0-0	0	0	0-0	0
	11/3 @ Atl.	6	4	2	0-0	0	0	0-0	3
	11/10 vs. Cin.	INACTIVE-ANKLE							
	11/17 @ Mia.	INACTIVE-ANKLE							
	11/24 vs. Ten.	INACTIVE-ANKLE							
	12/1 @ Cin.	6	4	2	0-0	0	0	0-0	3
	12/8 vs. NO	4	4	0	0-0	0	0	0-0	2
	12/15 @ Hou.	4	4	0	0-0	0	0	0-0	3
	12/22 vs. Cle.	8	8	0	0-0	0	0	0-0	0
	12/29 @ Pit.	3	3	0	0-0	0	0	0-0	1
Totals		67	58	9	1-0	1	0	0-0	24

2003 Game-by-Game Tackles

Ravens	Date/Opp.	TT	Solo	AS	INT	FF	FR	Sacks	PD
	9/7 @ Pit.	6	5	1	0-0	0	0	0-0	0
	9/14 vs. Cle.	5	5	0	0-0	0	0	0-0	2
	9/21 @ SD	DNP							
	9/28 vs. KC	3	3	0	0-0	0	0	0-0	0
	10/12 @ Ari.	4	3	1	2-87	0	0	0-0	2
	10/19 @ Cin.	4	3	1	0-0	0	0	0-0	1
	10/26 vs. Den.	3	3	0	0-0	0	0	0-0	2
	11/2 vs. Jax.	6	4	2	0-0	0	0	0-0	1
	11/9 @ STL	2	2	0	0-0	0	0	0-0	0
	11/16 @ Mia.	3	3	0	0-0	0	0	0-0	1
	11/23 vs. Sea.	2	2	0	0-0	0	0	0-0	3
	11/30 vs. SF	3	2	1	0-0	0	0	0-0	0
	12/7 vs. Cin.	1	1	0	0-0	0	0	0-0	0
	12/14 @ Oak.	3	3	0	0-0	0	0	0-0	1
	12/21 @ Cle.	4	4	0	0-0	0	0	0-0	0
	12/28 vs. Pit.	3	0	3	1-6	0	0	0-0	3
Totals		52	43	9	3-93	0	0	0-0	16

Playoffs

	1/3/04 vs. Ten.	3	3	0	1-0	0	0	0-0	2
Totals		3	3	0	1-0	0	0	0-0	2

2001 Game-by-Game Tackles

Ravens	Date/Opp.	TT	Solo	AS	INT	FF	FR	Sacks	PD
	9/9 vs. Chi.	4	4	0	0-0	0	0	0-0	0
	9/23 @ Cin.	5	3	2	0-0	0	0	0-0	0
	9/30 @ Den.	1	1	0	0-0	0	0	0-0	0
	10/7 vs. Ten.	3	2	1	0-0	0	0	0-0	0
	10/14 @ GB	4	3	1	0-0	0	0	0-0	0
	10/21 @ Cle.	4	3	1	0-0	0	0	0-0	1
	10/28 vs. Jax.	4	3	1	0-0	0	0	0-0	1
	11/4 @ Pit.	4	3	1	0-0	0	0	0-0	0
	11/12 @ Ten.	4	2	2	0-0	0	0	0-0	3
	11/18 vs. Cle.	5	5	0	0-0	0	0	0-0	0
	11/25 @ Jax.	6	6	0	0-0	0	0	0-0	0
	12/2 vs. Ind.	3	2	1	0-0	0	0	0-0	0
	12/16 vs. Pit.	7	7	0	0-0	0	0	0-0	0
	12/23 vs. Cin.	7	7	0	0-0	0	0	0-0	2
	12/29 @ TB	6	6	0	0-0	0	0	0-0	1
	1/7/02 vs. Min.	2	2	0	1-0	0	0	0-0	2
Totals		69	59	10	1-0	0	0	0-0	10

Playoffs

	1/13/02 @ Mia.	1	0	1	0-0	0	0	0-0	0
	1/20/02 @ Pit.	5	3	2	1-18	0	0	0-0	0
Totals		6	3	3	1-18	0	0	0-0	0

CHRIS MCALISTER

CHRIS MCALISTER 21

2000

Game-by-Game Tackles

Ravens

Date/Opp.	TT	Solo	AS	INT	FF	FR	Sacks	PD
9/3 @ Pit.	1	1	0	0-0	0	0	0-0	1
9/10 vs. Jax.	2	2	0	0-0	0	0	0-0	1
9/17 @ Mia.	3	3	0	0-0	0	0	0-0	1
9/24 vs. Cin.	6	5	1	0-0	0	0	0-0	2
10/1 @ Cle.	4	3	1	0-0	0	0	0-0	0
10/8 @ Jax.	3	3	0	1-44	0	0	0-0	2
10/15 @ Was.	1	0	1	0-0	0	1	0-0	1
10/22 vs. Ten.	2	2	0	0-0	0	0	0-0	1
10/29 vs. Pit.	4	4	0	0-0	0	0	0-0	0
11/5 @ Cin.	2	2	0	0-0	0	0	0-0	0
11/12 @ Ten.	4	3	1	0-0	0	0	0-0	0
11/19 vs. Dal.	1	1	0	0-0	0	0	0-0	3
11/26 vs. Cle.	1	0	1	1-14	0	0	0-0	1
12/10 vs. SD	5	1	4	1-9	0	0	0-0	3
12/17 @ Ari.	5	5	0	0-0	0	0	0-0	3
12/24 vs. NYJ	5	4	1	1-98	0	0	0-0	4
Totals	49	39	10	4-165	0	1	0-0	23

Playoffs

12/31 vs. Den.	7	7	0	0-0	0	0	0-0	3
1/7/01 @ Ten.	6	4	2	0-0	0	0	0-0	3
1/14/01 @ Oak	2	2	0	0-0	0	0	0-0	1
1/28/01 @ NYG	2	2	0	1-4	0	0	0-0	1
Totals	17	15	2	1-4	0	0	0-0	8

1999

Game-by-Game Tackles

Ravens

Date/Opp.	TT	Solo	AS	INT	FF	FR	Sacks	PD
9/12 @ STL	0	0	0	1-21	0	0	0-0	1
9/19 vs. Pit.	2	2	0	0-0	0	0	0-0	0
9/26 vs. Cle.	0	0	0	1-0	0	0	0-0	3
10/3 @ Atl.	3	2	1	0-0	0	0	0-0	2
10/10 @ Ten.	4	4	0	0-0	0	0	0-0	1
10/21 vs. KC	3	2	1	0-0	0	0	0-0	1
10/31 vs. Buf.	10	9	1	1-7	0	0	0-0	3
11/7 @ Cle.	3	1	2	0-0	0	0	0-0	0
11/14 @ Jax.	5	3	2	0-0	0	0	0-0	2
11/21 @ Cin.	4	4	0	0-0	0	0	0-0	2
11/28 vs. Jax.	4	4	0	0-0	0	0	0-0	3
12/5 vs. Ten.	4	4	0	1-0	0	0	0-0	1
12/12 @ Pit.	6	6	0	0-0	0	0	0-0	4
12/19 vs. NO	4	3	1	0-0	0	0	0-0	0
12/26 vs. Cin.	4	4	0	0-0	0	0	0-0	3
1/2/00 @ NE	2	2	0	1-0	0	0	0-0	1
Totals	58	50	8	5-28	0	0	0-0	27

CHRIS MCALISTER

REGULAR SEASON

Year	TT	Solo	AS	INTs	FR	FF	TDs	Sacks	PD
1999	58	50	8	5-28	0	0	0	0-0	27
2000	49	39	10	4-165	1	0	1	0-0	23
2001	69	59	10	1-0	0	0	0	0-0	10
2002	67	58	9	1-0	0	1	0	0-0	24
2003	52	43	9	3-93	0	0	1	0-0	16
2004	44	38	6	1-51t	2	0	1	0-0	8
Totals	339	287	52	15-337	3	1	3	0-0	108

CAREER SINGLE-GAME HIGHS (regular season)

Total Tackles:

10 (10/31/99 vs. Buf.)

Sacks:

0

Forced Fumbles:

1 (9/15/02 vs. TB)

Passes Defensed:

5 (10/6/02 at Cle.)

Solo Tackles:

9 (10/31/99 vs. Buf.)

INTs:

2 (10/12/03 at Cin.)

Fumble Recoveries:

1 3 times (last: 12/12/04 vs. NYG)


CHRIS MCALISTER

POSTSEASON

Year	TT	Solo	AS	INTs	FR	FF	TDs	Sacks	PD
2000	17	15	2	1-4	0	0	0	0-0	8
2001	6	3	3	1-18	0	0	0	0-0	3
2003	3	3	0	1-0	0	0	0	0-0	2
Totals	26	21	5	3-22	0	0	0	0-0	13

DID YOU KNOW?

Chris held a Halloween Extravaganza for over 250 Baltimore city youth at Larry Sheets Players, a 36,000-sq. ft. facility filled with games and activities. Each child received a food coupon for a meal at the arena and a chance to play games for 3 hours.



CLARENCE MOORE
WIDE RECEIVER
 YEARS IN NFL: 2
 HT: 6'6" WT: 220
 COLLEGE: Northern Arizona
 HS: Cypress (Buena Park, CA)
 BORN: 9/24/82, Bellflower, CA
 JOINED RAVENS: Draft 6b (199th), 2004

84

GAMES PLAYED/STARTED: (2004, 15/6) **Total 15/6**

TRANSACTIONS: Clarence Moore was selected by the Ravens in the 6th round (199th overall) of the 2004 NFL Draft...Moore was the 2nd of 2 (QB Josh Harris) 6th-round picks and the 2nd WR (Devard Darling) chosen by the Ravens.

PRO: Tall, athletic WR who possesses the ability to make the spectacular play...Has good body control and flexibility in route running...Burst onto the scene as a rookie, seeing action in 15 games, starting 6 in 2004...Finished the season with 24 receptions for 293 yards (12.2 yards per reception), while leading the team with 4 receiving TDs, despite not starting a game until week 9.



2004: Played in 15 games, starting 6, as he led the Ravens with 4 TD catches as a rookie...Was 5th on the team with 293 receiving yards and 7th with 24 receptions...Had his 2 best days vs. NY teams, catching a **career-high 2 TD** passes in the victory at the Jets (11/14) and in the win vs. the Giants (12/12)...Recorded his **1st-career reception** at Cin. (9/26)...**2004 SEASON HIGHLIGHTS:** Started, pulled in 3 receptions for 37 yards and tied a **career high with 2 TD receptions** in the 37-14 victory in **game 13 vs. NYG (12/12)**...**Started his 1st-career game** and led the Ravens with 5 receptions for 45 yards (2 good for 1st downs) and his **1st 2 career TD receptions** in the 20-17 win in **game 9 at NYJ (11/14)**...Moore's 1st TD reception came with 53 seconds remaining in the second quarter to bring the Ravens to within 7 points at the half, and his 2nd came with 4:13 remaining in the fourth to give the Ravens their 1st lead of the game...Saw action off the bench and had 3 receptions for a team-leading and **career-high 82 yards**, all 3 good for 1st downs, including a **career-long 52-yard reception** on 3rd-and-7 in **game 7 at Phi.** (10/31)...Saw action off the bench, and recorded his **1st-career reception** (for 6 yards) in **game 3 at Cin.** (9/26).

COLLEGE, PERSONAL: Moore was a 2-sport star at Northern Arizona, lettering in indoor track (2000-01) as well as football (2000-03)...Was a 3-year starter at WR for the Lumberjacks, and was All-Big Sky Conference in each of his final 3 seasons...**Played in 46 games, tying Northern Arizona's career record** 1st set by Nick Yerton (1998-2001)...Totalled 182 receptions for 3,042 yards (16.7 avg) and 28 TDs...He finished college with 182 catches which were 2nd on the school's all-time record list and rank 10th in Big Sky annals...**His 3,042 yards and 28 scores broke the Northern Arizona record** of 2,764 yards and 25 scores, held previously by Shawn Collins (1985-88)...Moore is only the 4th player in Big Sky history to gain over 3,000 yards receiving in a career...Had 12 100-yard receiving games in his career...On the track, Moore was the conference's indoor triple jump champion...All-American 1st-team selection by *The NFL Draft Report*...All-Big Sky 1st-team choice... Finished 2nd on the team with 63 receptions and led the Lumberjacks with 1,184 yards and 12 TDs...His average of 92.1 yards receiving per game ranked 14th in Division I-AA...**His 1,184 receiving yards broke the Northern Arizona school season record** of 1,134 yards by Charlie Brown in 1969...The 12 TDs eclipsed the school's previous mark of 11, by 2 players...Had 5 100-yard receiv-

CLARENCE MOORE 84

ing games, including a 159-yard performance at Montana State, and at least 1 TD in 10 of the 12 games...All-Big Sky 1st-team choice...Started 10 games and led the team with 61 receptions for 925 yards and Big Sky-leading 9 TDs...Had 4 100-yard receiving games, including a **career-high** 192 yards (9 catches) vs. Sacramento State...Moore scored on 54 and 55-yard TD receptions in the game...All-Big Sky honorable mention...Started 10 games, tying for the team lead with 43 catches for 644 yards and 3 TDs...Played in 10 games as a true freshman, tallying 15 receptions for 289 yards and 4 TDs...Had at least 1 catch in 8 of the 10 games...Lettered twice in both football and track at Cypress (Buena Park, CA) HS...Won the league triple jump title as a junior, finishing 3rd in that event at the CIF Finals...Mathematics/statistics major...Clarence spoke at the Boys & Girls Club in Westminster in June 2004, prior to training camp...Participated in the rookie cooking event, held at ESPN Zone, where players learned how to make simple meals for themselves...Joined teammates at the Goodwill Gridiron Halloween Party in October 2004...Helped rebuild and refurbish a home in the Ravens' 6-week long project with Sandtown Habitat for Humanity...Along with B.J. Sams, Moore presented a \$25,000 check on behalf of the Ravens All Community Team Foundation to Paul's Place Outreach Center in Baltimore...The 2 also stayed to help serve lunch at the center's soup kitchen...Clarence also participated in a high school coaching internship at Hereford HS during the 2005 offseason...Born 9/24/82 in Bellflower, CA...Full name: Clarence Kelly Moore.

2004

Game-by-Game

Ravens

Receiving

Date/Opp.	Rec.	Yds	Avg.	LG	TDs	Rushing No.	Yds	Avg.	LG	TDs
9/12 @ Cle.	INACTIVE									
9/19 vs. Pit.	0	0	0.0	0	0	0	0	0.0	0	0
9/26 @ Cin.	1	6	6.00	6	0	0	0	0.0	0	0
10/4 vs. KC	1	11	11.0	11	0	0	0	0.0	0	0
10/10 @ Was.	2	9	4.5	5	0	0	0	0.0	0	0
10/24 vs. Buf.	0	0	0.0	0	0	0	0	0.0	0	0
10/31 @ Phi.	3	82	27.3	52	0	0	0	0.0	0	0
11/7 vs. Cle.	2	24	12.0	16	0	0	0	0.0	0	0
11/14 @ NYJ	5	45	9.0	16	2	0	0	0.0	0	0
11/21 vs. Dal.	1	24	24.0	24	0	0	0	0.0	0	0
11/28 @ NE	2	15	7.5	12	0	0	0	0.0	0	0
12/5 vs. Cin.	2	9	4.5	8	0	0	0	0.0	0	0
12/12 vs. NYG	3	37	12.3	17	2	0	0	0.0	0	0
12/19 @ Ind.	1	17	17.0	17	0	0	0	0.0	0	0
12/26 @ Pit.	0	0	0.0	0	0	0	0	0.0	0	0
1/2/05 vs. Mia.	1	14	14.0	14	0	0	0	0.0	0	0
Totals	24	293	12.2	52	4	0	0	0.0	0	0



REGULAR SEASON

RECEIVING

Year	No.	Yds	Avg.	LG	TD
2004	24	293	12.2	52	4
Totals	24	293	12.2	52	4

CAREER SINGLE-GAME HIGHS (regular season)

Receptions:

5 (11/14/04 at NYJ)

Yardage:

82 (10/31/04 at Phi.)

Long Gain:

52 (10/31/04 at Phi.)

Touchdowns:

2 2 times (Last: 12/12/04 vs. NYG)

CLARENCE MOORE



OVIE MUGHELLI
FULLBACK
YEARS IN NFL: 3
HT: 6'1" WT: 255
COLLEGE: Wake Forest
HS: Porter-Gaud (Charleston, SC)
BORN: 6/10/80, Boston, MA
JOINED RAVENS: Draft 4b (134th), 2003

34

GAMES PLAYED/STARTED: (2003, 6/0); (2004, 3/0) **Total 9/0**

Playoffs (2003, 1/0) **Total 1/0**


TRANSACTIONS: Ovie Mughelli was selected with the 134th overall pick (4th round) of the 2003 NFL Draft...The choice was a compensatory pick...Mughelli is the 2nd FB (1st was Steve Lee in the 6th round, 1997), and the 1st Wake Forest player selected in Baltimore's franchise history.

PRO: A powerful blocker, Mughelli has the ability to pick up the blitz, plus has good hands out of the backfield and showed skills as a special teams ace...A strong inside runner who shows good lateral agility and body mechanics...Played in 3 games in 2004 before being placed on IR with a hamstring injury...Saw action in 6 regular season games as a rookie in 2003.

2004: Saw action in 3 games, recording 2 special teams tackles...Placed on IR (hamstring) on 11/17...**2004 SEASON HIGHLIGHTS:** Played on special teams, netting 1 tackle in **game 9 at NYJ (11/14)**...Was inactive in **games 4-8**...Played on special teams before leaving the game in the second quarter with a hamstring injury in **game 3 at Cin. (9/26)**...Saw action on special teams and had 1 solo tackle in **game 2 vs. Pit. (9/19)**.

2003: Saw action in 6 regular season games and 1 postseason game as a rookie and recorded 5 special teams tackles (adding 1 in the postseason)...**2003 SEASON HIGHLIGHTS:** Played on special teams and had 3 tackles in the **season finale vs. Pit. (12/28)**...Saw action from scrimmage and on special teams in **game 15 at Cle. (12/21)**...Saw action on special teams and had 1 solo tackle in **game 12 vs. SF (11/30)**...Saw his *1st NFL action* on special teams in **game 3 at SD (9/21)**, and posted 1 solo special teams tackle...Was inactive in **game 2 vs. Cle. (9/14)** and **game 1 at Pit. (9/7)**.

COLLEGE, PERSONAL: Played in 44 career games, starting 33 at Wake Forest...Was the team's starting FB and also played TE in 1-back sets...Carried the ball 137 times for 530 yards and 13 TDs while in college, posting 12 TDs as a senior...Also had 18 receptions for 164 yards and 14 special teams tackles as a Demon Deacon...Earned 2nd-team All-America honors as well as being an All-Atlantic Coast Conference 1st-team selection as a FB by the *NFL Draft Report*...Started every game, gaining a career-high 322 yards on 81 carries with 12 TDs as a senior...Only Brian Piccolo (15 in 1964) and Larry Russell (15 in 1971) scored more rushing TDs in a season in school history...Also posted 10 receptions for 111 yards...Rushed 11 times for 74 yards and tied a *school game-record with 4 TDs* against Northern Illinois...Closed out his career with 26 yards on 9 attempts...Also posted a 1-yard score and posted 12 knockdowns against Oregon in the Seattle Bowl...Appeared in every game, starting 6 contests at FB, but did not carry the ball as a junior...Posted 7 receptions for 53 yards (7.6 avg) and made 4 tackles on special teams...Pulled in 2 passes for 23 yards and opened a hole used by Terence Williams for a 1-yard scoring run against Georgia Tech...Rushed for more than 4,500 yards and scored 69 TDs during his career at Porter-Gaud (Charleston, SC) HS...Ran for 2,167 yards and 29 TDs as a senior...Named the state Player of the Year in his classification and was a Regional All-Star selection in all divisions...Three-time All-Conference and team MVP honoree...Led the team to a state title (independent school division) in 1996 and state runner-up honors during his senior year (1997)...Also played basketball, tennis, ran track and served as student body vice president...Health and exercise science major at Wake Forest...Hopes to continue his education in medical school...Joined several players at ESPNZone in December 2004 for a holiday party with Police Athletic League members...Name is pronounced: OH-vee muh-HAY-lee...Full name: Ovie Phillip Mughelli.



EDWIN MULITALO
GUARD
YEARS IN NFL: 7
HT: 6'3" WT: 345
COLLEGE: Arizona
HS: Jefferson (Daly City, CA)
BORN: 9/1/74, Daly City, CA
JOINED RAVENS: Draft 4b (129th), 1999


64

GAMES PLAYED/STARTED: (1999, 10/8); (2000, 16/16); (2001, 14/14); (2002, 16/15); (2003, 15/15); (2004, 15/15) **Total 86/83**

Playoffs (2000, 4/4); (2001, 2/2); (2003, 1/1) **Total 7/7**

TRANSACTIONS: Edwin Mulitalo signed a re-negotiated contract with the Ravens on 2/25/03...Was picked by the Ravens in the 4th round (129th overall) of the 1999 NFL Draft.

PRO: One of the most reliable and technically sound OL in the NFL, Mulitalo is considered to be 1 of the top Gs in the league...Along with T Jonathan Ogden, Mulitalo makes up the formidable left side of the Ravens' OL...Started 15 games (missed the season finale with a triceps injury), and helped pave the way for Jamal Lewis to rush for 1,006 yards and the Ravens as a team to rush for 2,063 in 2004...Started all 15 regular season games in which he played, plus the Ravens' postseason contest in 2003...Helped Jamal Lewis set a franchise-record with 2,066 rushing yards, the 2nd-most in NFL history (Eric Dickerson - 2,105 in 1984)...The likeable lineman has proved a great value as a 4th-round pick in the 1999 draft...Helped the Ravens to average 113 rushing yards per game in 2002, including averaging 136 yards per outing in the last 5 games of the season when the team was making a playoff push...Ravens finished 5th in the NFL in rushing, averaging a then-team-record 137 rushing yards per game in 2000...Started the final 8 games at LG in his rookie season in 1999 (record: 5-3)...Over the final 9 games in '99, the Ravens averaged 25.4 points and 322.6 yards per game...Picks up blitzes and stunts well...Made switch to G from his collegiate T position his rookie season.



OFF THE FIELD

Ed played the ukulele at the Dunbar HS Christmas Concert for students and faculty in December 2004...Dunbar HS was selected as another adopted band program for Big Ed's Band Foundation.

2004: Durable, strong performer who has started 76 of 80 games in the last 5 seasons...In 2004, had 15 starts at LG...Mulitalo (6'3", 345 lb.) and Jonathan Ogden (6'9", 345 lb.) created a huge wall on the left side of the OL to protect QB Kyle Boller...Helped pave the way for 2,063 team rushing yards...Along with the rest of the OL, helped Jamal Lewis (who missed 4 games) break the 1,000-yard mark...Started every game at LG except for the finale vs. Mia. (1/2/05), when he was inactive (triceps)...**2004 SEASON HIGHLIGHTS:** Started at LG and helped hold the Steelers without a sack before leaving the game in the second quarter with a triceps injury in **game 15 at Pit. (12/26)**...Started at LG and helped open holes, allowing the Ravens to rush for 169 yards in **game 13 vs. NYG (12/12)**...Also helped protect Boller, allowing him to throw for 219 yards and a career-high 4 TDs against the Giants...Started at LG and helped open holes, allowing the Ravens to run for 192 yards, averaging 6.2 yards per rush in **game 12 vs. Cin. (12/5)**...Started at LG and helped protect Boller, allowing him to complete a career-high 67.6% of his passes for 232 yards, 2 TDs and 0 INTs in the 30-10 win in **game 10 vs. Dal. (11/21)**...Started at LG and helped protect Boller, allowing him to complete 63.2% of his passes (24-of-38) for 223 yards (his best total since he threw for 302 yards at Cin. on 10/19/02) in **game 7 at Phi. (10/31)**...Also helped open holes, allowing the Ravens to rush for 113 yards against the Eagles...Started at LG and helped pave the way for the Ravens to rush for 254 yards and 2 rushing TDs, including a franchise-record 10.3 yards per carry by Jamal Lewis in **game 3 at Cin. (9/26)**.

2003: Started all 15 regular season games in which he played (missing **game 3 at SD, 9/21**, with a knee injury) and the Ravens' postseason contest in 2003...Helped Jamal Lewis set a franchise-record with 2,066 rushing yards, the 2nd-most rushing yards in NFL history (Eric Dickerson - 2,105 in 1984)...**2003 SEASON HIGHLIGHTS:** Started at LG and helped to open holes, allowing the Ravens to rush for 276 yards, including 205 by Jamal Lewis in the 35-0 victory in **game 15 at Cle.**

EDWIN MULITALO 64

(12/21)...Started at LG and helped protect Anthony Wright, allowing him to complete 56% of his passes (14 of 25) and throw 2 TDs in **game 12 vs. SF (11/30)**...Line allowed just 1 sack against the 49ers...Started at LG and helped protect Anthony Wright, allowing him to throw for a career-high 319 yards and 4 TDs in a spectacular 44-41 OT come-from-behind victory in **game 11 vs. Sea. (11/23)**...Started at LG and helped open holes, allowing Jamal Lewis to rush for an NFL record 295 yards and 2 TDs in **game 2 vs. Cle. (9/14)**...Cleared the way for Lewis to average 9.8 yards per carry, and allowed the Ravens to rush for 343 yards as a team before he left the game in the second half with a knee injury.

2002: Played in all 16 games, starting 15 games at LG (12) and RT (3)...Missed only start of the season vs. Ten. (11/24) as he protected for an extra point before the offense stepped on the field, but missed the rest of the game due to a back injury suffered on that play...**2002 SEASON HIGHLIGHTS:** Started at LG in **season finale at Pit. (12/29)**...Helped provide great pass protection, allowing QB Jeff Blake to complete 19 of 26 passes (73%) for 336 yards and 2 TDs for a season-high 108.7 passer rating...Also helped to open holes, allowing the Ravens to rush for 114 yards against the Steelers...Started at LG in **game 13 vs. NO (12/8)** and helped provide great pass protection, allowing QB Jeff Blake to complete 19 of 38 attempts for 316 yards and 2 TDs...Blake's 300-yard outing marked his 1st as a Raven, and the 1st by a Baltimore QB since Elvis Grbac threw for 326 yards at Cin. (9/23/01)...Helped pave the way for the Ravens' offense to rack up 201 rushing yards, including a then-career-high-tying 187 yards for RB Jamal Lewis...Delivered a punishing block to spring Lewis on his then-franchise-record 75-yard run.

2001: Started all 14 regular season games and 2 postseason contests he played in...**2001 SEASON HIGHLIGHTS:** Started at LG in 20-3 **Wild Card win at Mia. (1/13/02)**, as the OL paved the way for 226 rushing yards...Started at LG in **game 8 vs. Ten. (10/7)**, when the Ravens ran for 207 rushing yards...Started at LG in **game 7 at Den. (9/30)**, as the OL did not allow a sack in the 20-13 victory over the Broncos...Started in **season opener at LG vs. Chi. (9/9)**, as the OL did not allow a sack in the 17-6 win over the Bears.

2000: Started every regular season game and contributed to Baltimore's 5th-ranked rushing attack and started all 4 postseason games at LG...**2000 SEASON HIGHLIGHTS:** Started at LG in Baltimore's 44-7 win in **game 13 vs. Cle. (11/26)**, as the Ravens rushed for 247 yards and did not allow a sack...Started in 27-0 win in **game 12 over Dal. (11/19)**, as the Ravens had a season-high 479 yards...Started at LG in the Ravens' come-from-behind 39-36 win in **game 2 vs. Jax. (9/10)**, as the offense piled up 331 yards, 237 in the second half, and scored a then-team-record 32 second-half points to complete the 2nd-biggest comeback in team history.

1999: The valuable rookie stepped into the starting LG role in week 9 after the season-ending foot fracture suffered by RT Harry Swayne...Saw action in 10 games, starting 8...Earned a spot on *College & Pro Football Newsweekly's 1999 All-Rookie Team*...**1999 SEASON HIGHLIGHTS:** Started at LG in the Ravens' 22-0 shutout victory in **game 15 vs. Cin. (12/26)**, as the line permitted just 1 sack...Started at LG in the 31-8 win in **game 14 vs. NO (12/19)**, in the 31-24 win in **game 13 at Pit. (12/12)** and in the 41-14 win vs. Ten., as the offense rolled to a season-high 447 yards and tied a franchise record with 41 points...Made 3rd straight start at LG in **game 11 vs. Jax. (11/28)**...Made 2nd pro start at LG in the 34-31 win in **game 10 at Cin. (11/21)**...**Made 1st career start in game 9 at Jax. (11/14)** at LG...Usual starter Everett Lindsay switched to RT after the loss of Harry Swayne (foot) for the season...Played on special teams in **game 8 at Cle. (11/7)**...Saw 1st NFL action at LG in **game 6 vs. KC (10/21)**...Entered game after starting RT James Atkins was forced to leave with a groin injury, and Lindsay switched over to the RT spot.

COLLEGE, PERSONAL: Started all 12 games at LT in 1998, including the Holiday Bowl in San Diego...Transferred to Arizona in 1997 and started all 11 games at LT...A mid-year junior college transfer who enrolled in January 1997 and by the end of April was the starter on the left side...Earned Samoan All-Offense honors by *Pacific Islander*...Played OT in 1995-96 at Ricks College (Rexburg, ID) and 1 year as a weight specialist on Ricks track team...Earned 1st-team All-Region and 2nd-team All-America honors...No. 23 among top junior college prospects by *Prepstar*...Majored in special education...Attended Jefferson (Daly City, CA) HS...Track star and football standout, as well as a wrestler...All-League and All-County and Bay Area 1st-team honors in addition to Division 3A All-State in football and All-State in track as a shot put and discus thrower...Student of the Year in 1991-92, and student body president and chairman of the Student Board of Trustees...Father is a retired blacksmith...A frequent contributor to charitable causes, Edwin plays Santa Claus (in possibly the


EDWIN MULITALO 64

largest Santa suit made) at the children's holiday party at St. Vincent's Center in Timonium, MD...Edwin established Big Ed's Band Foundation to provide instruments to city children and schools...The foundation is dedicated to supporting the growth and development of instrumental music by providing instruments, repair, and other musical support for Baltimore schools....Ed has made both monetary and instrument donations to Frederick Douglass HS...Ed and Ravens teammates, along with representatives from the United Way of Central Maryland, M&T Bank, Civic Works and Governor Robert Ehrlich's office, helped paint, frame and rebuild homes in Baltimore's Sandtown community in October 2003 as part of the 5th annual NFL and United Way Hometown Huddle...Ed was a United Way spokesperson in 2004 and filmed a national PSA encouraging others to get involved in the community...Mulitalo hosts several instrument drives throughout the year, collecting new and used instruments and financial donations...Hosted his 2nd annual luau in July 2004, with funds benefiting the foundation...Ed visited the kindergarten class at McDonogh School in September 2004 and read to students...Also visited Frederick Douglass HS in October for the school's homecoming pep rally...Stayed after the rally to interview with journalism students for the school's newspaper...Mulitalo has a special relationship with the school, as his foundation has adopted the band and donates instruments and funds to sustain the program...For the 2nd-straight year ('02 and '03), Edwin co-hosted the Goodwill Gridiron Halloween Party with Todd Heap, helping to raise over \$100,000 for Goodwill's training and employment programs. Also with Todd Heap, Ed Hartwell and others, Ed participated in the Quarterback Club of Baltimore's Distinguished Speaker Series...With fellow lineman Bennie Anderson, Ed participated in Operation Blessing (June 2004) and Autumn Harvest 2004 (November 2004), distributing food and supplies to over 2,000 families in Baltimore's Park Heights neighborhood...Helped rebuild homes with Sandtown Habitat for Humanity and presented the keys to new homeowner Robin Edwards at the NFL/United Way Hometown Huddle in November, 2004...Ed performed on the ukulele at the Dunbar HS Christmas Concert for students and faculty in December 2004...Dunbar was recently selected as another adopted band program for Big Ed's Band Foundation...For his efforts in the Baltimore city music programs, Ed received an award from the Baltimore City Public School System in December 2004...Also participated in the Ravens All Community Team (RACT) Auction Party, helping to raise over \$200,000 in the silent and live auctions...He hosted "Mulitalopalooza" on 6/11/05, where he performed with the Kelly Bell Band; all proceeds benefitted his foundation...Edwin and his wife, Laura, are the parents of 2 girls, To'alima, (3/10/00) and Faaletupu Eva, (2/7/03)...Full name: Edwin Moliki Mulitalo.

RAVENS DRAFT SUCCESS (1996-2004)

Since 1996, 58 of the Ravens' 71 draft picks (82%) made opening-day rosters.

2004 - 4 of 7	57%
2003 - 9 of 11	82%
2002 - 9 of 10	90%
2001 - 6 of 7	86%
2000 - 4 of 6	66%
1999 - 4 of 4	100%
1998 - 4 of 7	57%
1997 - 11 of 12	92%
1996 - 7 of 7	100%



JIM NELSON
LINEBACKER
YEARS IN NFL: 7
HT: 6'1" WT: 230
COLLEGE: Penn State
HS: McDonough (Waldorf, MD)
BORN: 4/16/75, Riverside, CA
JOINED RAVENS: Free Agent, 2005

56

GAMES PLAYED/STARTED: (1998, 0/0); (1999, 16/0); (2000, 16/0); (2001, 16/2); (2002, 16/1); (2003, 7/0); (2004, 15/1) **Total 86/4**

Playoffs (1998, 1/0); (2000, 2/0); (2003, 3/0) **Total 6/0**

TRANSACTIONS: Signed with the Baltimore Ravens on 4/19/05...Signed by the Indianapolis Colts as an UFA on 4/22/03...Claimed off waivers by Minnesota on 8/28/00...Waived by the Green Bay Packers on 8/27/00...Signed to the Packers active roster on 12/29/98...Signed to the Packers practice squad on 9/14/98...Waived by Green Bay on 8/25/98...Claimed off waivers by Green Bay on 7/20/98...Waived by the San Francisco 49ers on 7/19/98...Originally signed as a RFA with San Francisco on 4/24/98.

PRO: Special teams ace, who enters 2005 with 91 career special teams tackles, including a career-high 29 in 2000...Has played in 86 career games, starting 4...Fluid, strong athlete with good instincts and a knack for making big special teams plays.

2004: (with Indianapolis) Posted a career-high 64 tackles as he saw action in 15 games, starting 1 before ending the season on IR with clavicle injury...Was the Colts' 5th-leading tackler with 64 (33 solo), 2 PD, 2 FR and 1 INT...Had tackles in every game until a clavicle injury 12/26 vs. SD ended his season...Also recorded 14 special teams tackles, including 8 solo...Placed on IR on 12/28...**2004 SEASON HIGHLIGHTS:** Recorded 7 tackles in **game 11 at Det. (11/25)**...Had 9 tackles, including 4 solo, in **game 5 vs. Oak. (10/10)**...Posted 8 tackles (5 solo) in **game 4 at Jax. (10/3)**...Posted 7 tackles (2 solo) in **game 3 vs. GB (9/26)**.

2003: (with Indianapolis) Played as reserve LB and on special teams in 7 games, missing 9 outings with a clavicle injury...Recorded 16 tackles, including 10 solo, 2 INTs and 1 PD...Also had 8 special teams tackles...**2003 SEASON HIGHLIGHTS:** Had 1 special teams tackle in the **AFC Championship game at NE (1/18/04)**...Posted 2 tackles and a career-high 2 INTs in **game 4 at NO (9/28)**, becoming the 1st Colts LB since Stan White (1977) to have a multiple-INT game...Recorded 4 tackles in **game 1 at Cle. (9/7)**.

2002: (with Minnesota) Saw action in 16 games, starting 1...Notched 18 tackles (6 solo), and 16 special teams tackles, including 9 solo...Had defensive stops in 6 outings, including 5 multiple-tackle games...**2002 SEASON HIGHLIGHTS:** Recorded 5 tackles in **game 5 vs. Det. (10/13)**...Recorded 4 special teams tackles in **game 3 vs. Car. (9/22)**...Had 3 stops in game 2 vs. Buf. (9/15)...Posted 3 tackles in the **season opener at Chi. (9/8)**.

2001: (with Minnesota) Played in all 16 games, starting 2...Recorded a then-career-high 43 tackles, 27 solo, and 2 QB pressures...Ranked 2nd on team with 13 special teams tackles and 1 FR...**2001 SEASON HIGHLIGHTS:** Tied a career high with 9 tackles in a starting role in the **season finale at Bal. (1/7/02)**...Notched a **career-high 9 tackles in game 15 at GB**...Posted a season-high 8 tackles, including 7 solo in **game 10 vs. Chi. (11/25)**...Posted 4 special teams tackles in **game 6 vs. GB (10/21)**.

2000: (with Minnesota) Saw action in 16 games as a special teams ace and reserve LB...Led the Vikings with a **career-high 29 special teams tackles**, including 18 solo...**2000 SEASON HIGHLIGHTS:** Recorded 3 special teams tackles in the **divisional playoff game vs. NO (1/6/01)**...Posted 2 tackles from scrimmage and 3 special teams tackles in **game 10 vs. Ari. (11/12)**...Notched 3 special teams stops in **game 2 vs. Mia. (9/10)**.



OFF THE FIELD
 Jim joined his Ravens teammates for a "Thank the Fans Day" on 6/15/05. He went to the Inner Harbor to sign autographs and take pictures with fans.

JIM NELSON 56

1999: (with Green Bay) Saw action in all 16 games...Recorded 8 tackles, including 7 solo, 1 INT, 1 FR and 1 PD...Also ranked 4th on the team with 11 special teams tackles...**1999 SEASON HIGHLIGHTS:** Netted 3 tackles from scrimmage in **game 15 at TB (12/26)**...Recorded 3 defensive tackles in **game 14 at Min. (12/20)**...Recorded his 1st-career INT in **game 10 vs. Det. (11/21)**...Posted 2 special teams tackles in the **season opener vs. Oak. (9/12)**.

1998: (with Green Bay) Moved to active roster prior to playoffs...**1998 SEASON HIGHLIGHTS:** Posted 1 special teams tackle in the **divisional playoff at SF (1/3)**.

COLLEGE, PERSONAL: Nelson was a 3-year starter and 4-year letterman at Penn State...Totaled 255 tackles, 11.5 sacks and 22 tackles for losses, while starting 37 consecutive games...Led the Nittany Lions with 91 tackles as senior...was 2nd-team All-Big Ten and honorable mention All-America by *Football News*...Ranked 2nd on the club as junior with 82 tackles...Ranked 2nd on the team as a sophomore with 81 tackles...Played in the Rose Bowl win over Oregon after 1994 season...holds degree in criminal justice...Attended McDonough (Waldorf, MD) School...Won a state title in discus and was runnerup in the shot put as a senior...Is the son of an Air Force officer and spent time in 7 states while growing up (CA, KS, ID, PA, Tx, AL and MD)...Recorded PSA for U.S. Armed Forces in 2001 and was active in hospital visits...Jim and his wife, Kellie, have 2 children, Emma and Ryan...Full name: James Robert Nelson.

2004

Game-by-Game Tackles

Colts

Date/Opp.	TT	Solo	AS	INT	FF	FR	Sacks	PD
9/9 @ NE	2	2	0	0-0	0	1	0-0	0
9/19 @ Ten.	1	0	1	0-0	0	0	0-0	0
9/26 vs. GB	7	2	5	0-0	0	0	0-0	0
10/3 @ Jax.	8	5	3	0-0	0	0	0-0	0
10/10 vs. Oak.	9	4	5	0-0	0	0	0-0	0
10/24 vs. Jax.	6	4	2	0-0	0	0	0-0	0
10/31 @ KC	2	1	1	0-0	0	0	0-0	0
11/8 vs. Min.	3	2	1	0-0	0	1	0-0	0
11/14 vs. Hou.	5	3	2	1-0	0	0	0-0	0
11/21 @ Chi.	4	2	2	0-0	0	0	0-0	0
11/25 @ Det.	7	6	1	0-0	0	0	0-0	0
12/5 vs. Ten.	4	3	1	0-0	0	0	0-0	0
12/12 @ Hou.	3	2	1	0-0	0	0	0-0	0
12/19 vs. Bal.	3	2	1	0-0	0	0	0-0	0
12/26 vs. SD	0	0	0	0-0	0	0	0-0	0
1/2/05 @ Den.	INJURED RESERVE - CLAVICLE							
Totals	64	33	31	1-0	0	2	0-0	0

Playoffs

1/9/05 vs. Den.	INJURED RESERVE - CLAVICLE							
1/16/05 @ NE	INJURED RESERVE - CLAVICLE							
Totals	INJURED RESERVE - CLAVICLE							

2002

Game-by-Game Tackles

Vikings

Date/Opp.	TT	Solo	AS	INT	FF	FR	Sacks	PD
9/8 @ Chi.	3	1	2	0	0	0	0-0	0
9/15 vs. Buf.	3	1	2	0	0	0	0-0	0
9/22 vs. Car.	3	2	1	0	0	0	0-0	0
9/29 @ Sea.	3	2	1	0	0	0	0-0	0
10/13 vs. Det.	5	0	5	0-0	0	0	0-0	0
10/20 @ NYJ	0	0	0	0-0	0	0	0-0	0
10/27 vs. Chi.	0	0	0	0-0	0	0	0-0	0
11/3 @ TB	0	0	0	0-0	0	0	0-0	0
11/10 vs. NYG	0	0	0	0-0	0	0	0-0	0
11/17 vs. GB	0	0	0	0-0	0	0	0-0	0
11/24 @ NE	0	0	0	0-0	0	0	0-0	0
12/1 vs. Atl.	0	0	0	0-0	0	0	0-0	0
12/8 @ GB	1	0	1	0-0	0	0	0-0	0
12/15 @ NO	0	0	0	0-0	0	0	0-0	0
12/21 vs. Mia.	0	0	0	0-0	0	0	0-0	0
12/29 @ Det.	0	0	0	0-0	0	0	0-0	0
Totals	18	6	12	0-0	0	0	0-0	0

2003

Game-by-Game Tackles

Colts

Date/Opp.	TT	Solo	AS	INT	FF	FR	Sacks	PD
9/7 at Cle.	4	3	1	0-0	0	0	0-0	0
9/14 vs. Ten.	3	1	2	0-0	0	0	0-0	1
9/21 vs. Jax.	2	0	2	0-0	0	0	0-0	0
9/28 @ NO	2	2	0	2-22	0	0	0-0	0
10/6 @ TB	2	2	0	0-0	0	0	0-0	0
10/12 vs. Car.	0	0	0	0-0	0	0	0-0	0
10/26 vs. Hou.	0	0	0	0-0	0	0	0-0	0
11/2 @ Mia.	0	0	0	0-0	0	0	0-0	0
11/9 @ Jax.	0	0	0	0-0	0	0	0-0	0
11/16 vs. NYJ	0	0	0	0-0	0	0	0-0	0
11/23 @ Buf.	0	0	0	0-0	0	0	0-0	0
11/30 vs. NE	0	0	0	0-0	0	0	0-0	0
12/7 @ Ten.	0	0	0	0-0	0	0	0-0	0
12/14 vs. Atl.	0	0	0	0-0	0	0	0-0	0
12/21 vs. Den.	0	0	0	0-0	0	0	0-0	0
12/28 @ Hou.	3	2	1	0-0	0	0	0-0	0
Totals	16	10	6	2-22	0	0	0-0	1

Playoffs

1/4/04 vs. Den.	0	0	0	0-0	0	0	0-0	0
1/11/04 @ KC	0	0	0	0-0	0	0	0-0	0
1/18/04 @ NE	0	0	0	0-0	0	0	0-0	0
Totals	0	0	0	0-0	0	0	0-0	0

2001

Game-by-Game Tackles

Vikings

Date/Opp.	TT	Solo	AS	INT	FF	FR	Sacks	PD
9/9 vs. Car.	0	0	0	0-0	0	0	0-0	0
9/23 @ Chi.	4	2	2	0-0	0	0	0-0	0
9/30 vs. TB	0	0	0	0-0	0	0	0-0	0
10/7 @ NO	0	0	0	0-0	0	0	0-0	0
10/14 vs. Det.	0	0	0	0-0	0	0	0-0	0
10/21 vs. GB	0	0	0	0-0	0	0	0-0	0
10/28 @ TB	2	1	1	0-0	0	0	0-0	0
11/11 @ Phil.	3	1	2	0-0	0	0	0-0	0
11/19 vs. NYG	1	0	1	0-0	0	0	0-0	0
11/25 vs. Chi.	8	7	1	0-0	0	0	0-0	0
12/2 @ Pit.	0	0	0	0-0	0	0	0-0	0
12/9 vs. Ten.	2	0	2	0-0	0	0	0-0	0
12/16 @ Det.	2	2	0	0-0	0	0	0-0	0
12/23 vs. Jax.	3	3	0	0-0	0	0	0-0	0
12/30 @ GB	9	5	4	0-0	0	0	0-0	0
1/7/02 @ Bal.	9	5	4	0-0	0	0	0-0	0
Totals	43	26	17	0-0	0	0	0-0	0

JIM NELSON

JIM NELSON 56

2000

Game-by-Game Tackles

Vikings

Date/Opp.	TT	Solo	AS	INT	FF	FR	Sacks	PD
9/3 vs. Chi.	0	0	0	0-0	0	0	0-0	0
9/10 vs. Mia.	0	0	0	0-0	0	0	0-0	0
9/27 @ NE	0	0	0	0-0	0	0	0-0	0
10/1 @ Det.	0	0	0	0-0	0	0	0-0	0
10/9 vs. TB	0	0	0	0-0	0	0	0-0	0
10/15 @ Chi.	0	0	0	0-0	0	0	0-0	0
10/22 vs. Buf.	0	0	0	0-0	0	0	0-0	0
10/29 @ TB	0	0	0	0-0	0	0	0-0	0
11/6 @ GB	0	0	0	0-0	0	0	0-0	0
11/12 vs. Ari.	2	1	1	0-0	0	0	0-0	0
11/19 vs. Car.	0	0	0	0-0	0	0	0-0	0
11/23 @ Dal.	0	0	0	0-0	0	0	0-0	0
11/30 vs. Dal.	1	0	1	0-0	0	0	0-0	0
12/10 @ STL	0	0	0	0-0	0	0	0-0	0
12/17 vs. GB	0	0	0	0-0	0	0	0-0	0
12/24 @ Ind.	0	0	0	0-0	0	0	0-0	0
Totals	3	1	2	0-0	0	0	0-0	0

Playoffs

1/6/01 vs. NO	0	0	0	0-0	0	0	0-0	0
1/14/01 @ NYG	0	0	0	0-0	0	0	0-0	0
Totals	0	0	0	0-0	0	0	0-0	0

1998

Game-by-Game Tackles

Packers

Date/Opp.	TT	Solo	AS	INT	FF	FR	Sacks	PD
9/6 vs. Det.	0	0	0	0-0	0	0	0-0	0
9/13 vs. TB	0	0	0	0-0	0	0	0-0	0
9/20 @ Cin.	0	0	0	0-0	0	0	0-0	0
9/27 @ Car.	0	0	0	0-0	0	0	0-0	0
10/5 vs. Min.	0	0	0	0-0	0	0	0-0	0
10/15 @ Det.	0	0	0	0-0	0	0	0-0	0
10/25 vs. Bal.	0	0	0	0-0	0	0	0-0	0
11/1 vs. SF	0	0	0	0-0	0	0	0-0	0
11/9 @ Pit.	0	0	0	0-0	0	0	0-0	0
11/15 @ NYG	0	0	0	0-0	0	0	0-0	0
11/22 @ Min.	0	0	0	0-0	0	0	0-0	0
11/29 vs. Phi.	0	0	0	0-0	0	0	0-0	0
12/7 @ TB	0	0	0	0-0	0	0	0-0	0
12/13 vs. Chi.	0	0	0	0-0	0	0	0-0	0
12/20 vs. Ten.	0	0	0	0-0	0	0	0-0	0
12/27 @ Chi.	0	0	0	0-0	0	0	0-0	0
Totals	0	0	0	0-0	0	0	0-0	0

1999

Game-by-Game Tackles

Packers

Date/Opp.	TT	Solo	AS	INT	FF	FR	Sacks	PD
9/12 vs. Oak.	0	0	0	0-0	0	0	0-0	0
9/19 @ Det.	0	0	0	0-0	0	0	0-0	0
9/26 vs. Min.	0	0	0	0-0	0	0	0-0	0
10/10 vs. TB	0	0	0	0-0	0	0	0-0	0
10/17 @ Den.	0	0	0	0-0	0	0	0-0	0
10/24 @ SD	0	0	0	0-0	0	0	0-0	0
11/1 vs. Sea.	0	0	0	0-0	0	0	0-0	0
11/7 vs. Chi.	0	0	0	0-0	0	0	0-0	0
11/14 @ Dal.	0	0	0	0-0	0	0	0-0	0
11/21 vs. Det.	0	0	0	1-0	0	0	0-0	1
11/29 @ SF	1	1	0	0-0	0	0	0-0	0
12/5 @ Chi.	0	0	0	0-0	0	0	0-0	0
12/12 vs. Car.	0	0	0	0-0	0	0	0-0	0
12/20 @ Min.	3	3	0	0-0	0	0	0-0	0
12/26 @ TB	3	3	0	0-0	0	0	0-0	0
1/2/00 vs. Ari.	0	0	0	0-0	0	0	0-0	0
Totals	7	7	0	1-0	0	1	0-0	1



REGULAR SEASON

Year	TT	Solo	AS	INTs	FR	FF	TDs	Sacks	PD
1999	7	7	0	1-0	1	0	0	0-0	1
2001	43	26	17	0-0	0	0	0	0-0	0
2002	18	6	12	0-0	0	0	0	0-0	0
2003	16	10	6	2-22	0	0	0	0-0	1
2004	64	33	31	1-0	2	0	0	0-0	0
Totals	148	82	66	4-22	3	0	0	0-0	2

CAREER SINGLE-GAME HIGHS (regular season)

Total Tackles:

9 3 times (last: 10/10/04 vs. Oak.)

Sacks:

0

Forced Fumbles:

0

Passes Defensed:

1 (19/14/03 vs. Ten.)

Solo Tackles:

7 (11/25/01 vs. Chi.)

INTs:

2 (9/28/03 at NO)

Fumble Recoveries:

1 2 times (last: 11/8/04 vs. Min.)

JIM NELSON

POSTSEASON

Year	TT	Solo	AS	INTs	FR	FF	TDs	Sacks	PD
2000	0	0	0	0-0	0	0	0	0-0	0
2003	0	0	0	0-0	0	0	0	0-0	0
Totals	0	0	0	0-0	0	0	0	0-0	0



JONATHAN OGDEN
TACKLE
 YEARS IN NFL: 10
 HT: 6'9" WT: 345
 COLLEGE: UCLA
 HS: St. Alban's (Washington, DC)
 BORN: 7/31/74, Washington, DC
 JOINED RAVENS: Draft 1a (4th), 1996
 PRO BOWLS (8): 1997-2004

75

GAMES PLAYED/STARTED: (1996, 16/16); (1997, 16/16); (1998, 13/13); (1999, 16/16); (2000, 15/15); (2001, 16/16); (2002, 16/16); (2003, 16/16); (2004, 12/12) **Total 136/136**


Playoffs (2000, 4/4) (2001, 2/2); (2003, 1/1) **Total 7/7**

TRANSACTIONS: Jonathan OGDEN signed a re-negotiated contract with the Ravens on 2/28/02...Signed a re-negotiated contract with Baltimore on 8/29/00...Was originally selected by the Ravens with the 4th overall pick in the 1996 NFL Draft out of UCLA...Was the 1st player ever chosen by the Ravens...First of 2 1st-round picks by Baltimore in 1996 (LB Ray Lewis - 26th overall).

PRO: Eight-time Pro Bowler, who is arguably 1 of the best OL to ever play the game, with an unparalleled combination of strength and agility...OGDEN earned his 8th-consecutive Pro Bowl nod in 2004, as he helped pave the way for the Ravens to rush for 2,063 yards, including 1,006 for Jamal Lewis...Jonathan missed 4 games with a hamstring injury...Was named *1st-team All-Pro* by *Football Digest*, *2nd-team All-Pro* by the AP, and *All Conference* by the *Pro Football Writers* in 2004...Earned his *7th-consecutive Pro Bowl* berth in 2003...Also earned *AP 1st-team All-Pro*, *Sports Illustrated All-Pro*, *Pro Football Weekly All-AFC* and *All-NFL*, *Football Digest 1st-team All-Pro* and *The Sporting News All-Pro* honors...Started all 16 regular season games and 1 postseason contest and helped Jamal Lewis set a franchise-record with 2,066 rushing yards, the 2nd-most rushing yards in NFL history (Eric Dickerson - 2,105 in 1984)...OGDEN earned his *6th consecutive Pro Bowl* nod in 2002...One of only 3 offensive players to start all 16 games in 2002, as he helped pave the way for Jamal Lewis to rank 8th in the league in rushing...Named to the 2002

AP All-Pro, *Pro Football Weekly's All-AFC* and *All-NFL teams*, *The Sporting News All-Pro team* and the *Football Digest All-Pro 2nd-team* in 2002...OGDEN garnered 2nd-team *All-Pro* honors along with his *Pro Bowl* starting nod in 2001...In 2000, OGden was named 1st-team *All-Pro* by AP, *Sports Illustrated*, *Sporting News*, *Football Digest*, *USA Today* and *Pro Football Weekly*...Won 2nd-team *All-Pro* honors by AP after the 1998 and 1999 seasons...Also in 1999, he was named to *Football Digest's* 1st-team *All-Pro team* and won *Pro Football Weekly All-AFC* honors...After the 1997 season, he earned *All-Pro* honors from *Sports Illustrated*, *The Sporting News*, *Pro Football Weekly*, *College & Pro Football Weekly*, and *Football Digest*...Also won *All-AFC* accolades from *Football News*...Physically dominating lineman capped a tremendous rookie season (1996) with *All-Pro* selections by *Sports Illustrated* and *Dallas Morning News*...Started 16 games at LG as a rookie in 1996, then made the switch back to his natural LT spot, and has cemented a *starting Pro Bowl berth in each of the last 8 years*...Was the 1st OL selected in the 1996 draft and the 4th player overall (after Keyshawn Johnson by the Jets, Kevin Hardy by the Jaguars and Simeon Rice by the Cardinals).

2004: Voted to his *8th-consecutive Pro Bowl* following the 2004 season, OGden continued as arguably the best and most dominant OL in the NFL...Was also named *1st-team All-Pro* by *Football Digest*, *2nd-team All-Pro* by the AP, and *All Conference* by the *Pro Football Writers*...Helped pave the way for 2,063 rushing yards...Along with the rest of the OL, helped Jamal Lewis (who missed 4 games) break the 1,000-yard rushing mark vs. Mia. (1/2/05)...Started 12 games in 2004...Missed the 1st game of the season at Cle., and 3 others in midseason (at Phi., vs. Cle., at NYJ) with a hamstring injury...Had not missed a game since 2000 when he started 15 games (missed at Jax., 10/8 with ankle)...Last 2 games of season, opponents (Pit. and Mia.) did not sack Ravens QB...**2004 SEASON HIGHLIGHTS:** Started at LT and helped pave the way for the Ravens to rush for 190 yards (4.6 ypc) and did not allow a sack for the 2nd-straight game in the 30-23 victory in the *season finale vs. Mia. (1/2/05)*...Started at LT and helped hold the Steelers without a sack in *game 15 at Pit. (12/26)*...Started at LT and helped open holes, allowing the Ravens to rush for 169 yards in *game 13 vs. NYG (12/12)*...Also helped protect Kyle Boller, allowing him to throw for 219 yards and a career-high 4 TDs against the Giants...Started at LT and helped protect Boller, allowing him to complete a career-high 67.6% of his passes for 232 yards, 2 TDs and 0 INTs in the 30-10 win in *game*



OFF THE FIELD

Jonathan annually supports Patterson HS by providing an academic tutor for its student athletes.

JONATHAN OGDEN 75

10 vs. Dal. (11/21)...Started at LT and helped to protect Boller, allowing him to post 108.5 QB rating (10-of-17 passing for 154 yards, 1 TD and 0 INTs) in **game 4 vs. KC (10/4)**...Started at LT and helped pave the way for the Ravens to rush for 254 yards and 2 rushing TDs, including a franchise-record 10.3 ypc by Jamal Lewis in **game 3 at Cin. (9/26)**...Also protected Boller, allowing him to complete 61.1% of his passes for 126 yards and 1 TD (his 1st of the season) against the Bengals.

2003: Earned his **7th-consecutive Pro Bowl** nomination in 2003...Also earned **AP 1st-team All-Pro** for the 4th time, **Sports Illustrated All-Pro**, **Pro Football Weekly All-AFC**, **All-NFL**, **Football Digest 1st-team All-Pro** and **The Sporting News All-Pro** honors...Started all 16 regular season games and 1 postseason contest and helped Jamal Lewis set a franchise-record with 2,066 rushing yards, the 2nd-most rushing yards in NFL history (Eric Dickerson - 2,105 in 1984)...**2003 SEASON HIGHLIGHTS:** Started at LT, allowing the Ravens to rush for 276 yards, including 205 by Jamal Lewis, in the 35-0 victory in **game 15 at Cle. (12/21)**...Started at LT and helped protect Anthony Wright, allowing him to complete 56% of his passes (14 of 25) and throw 2 TDs in **game 12 vs. SF (11/30)**...O-Line allowed just 1 sack vs. the 49ers...Started at LT and helped protect Anthony Wright, allowing him to throw for a career-high 319 yards and 4 TDs in a spectacular 44-41 OT come-from-behind victory in **game 11 vs. Sea. (11/23)**...Started at LT and helped pave the way for Jamal Lewis to rush for over 100 yards (111) for the 7th time in 9 games in **game 9 at STL (11/9)**...Ogden sealed off the left side of the line in the second quarter, allowing Jamal Lewis to run in the end zone from 2 yards out...On the Ravens' next red zone penetration, Ogden caught his 2nd-career TD pass (1st time 1996 as a rookie) from 1-yard out against the Rams...Started at LT and helped open holes, allowing Jamal Lewis to rush for an NFL record 295 yards and 2 TDs in **game 2 vs. Cle. (9/14)**...Cleared the way for Lewis to average 9.8 yards per carry, and allowed the Ravens to rush for 343 yards as a team.



2002: One of only 3 Ravens offensive players (TE Todd Heap and G Bennie Anderson) to start 16 games in 2002...**Named to his 6th-consecutive Pro Bowl and NFL Alumni Offensive Lineman of the Year**...**2002 SEASON HIGHLIGHTS:** Helped provide great pass protection, allowing QB Jeff Blake to complete 19 of 38 attempts for 316 yards and 2 TDs...Blake's 300-yard outing marked his 1st as a Raven, and the 1st by a Baltimore QB since Elvis Grbac threw for 326 yards at Cin. (9/23/01)...**Started his 100th-career game** at LT in **game 8 at Atl. (11/3)**...Helped provide stellar pass protection for QB Jeff Blake, who started his 1st game as a Raven for injured Chris Redman (back)...The OL allowed only 1 sack in 50 pass attempts and helped Blake to complete 29 passes for 298 yards and 1 TD and to rush for 1 more...Started at LT in 26-21 victory in **game 4 at Cle. (10/6)**...Helped pave the way for the Ravens' offense to rack up 201 rushing yards, including a then-career-high-tying 187 yards for RB Jamal Lewis...Delivered a punishing block to spring Lewis on his then-franchise-record 75-yard run...Also helped provide protection for QB Chris Redman to throw 2 TDs (his 2nd consecutive multi-TD game) and did not allow a sack against the Browns.

2001: Was selected to start in his **5th-consecutive Pro Bowl** and also earned **2nd-team All-Pro** honors, as he started all 16 games in 2001...**2001 SEASON HIGHLIGHTS:** Started at LT in 20-3 **Wild Card win at Mia. (1/13/02)**, as the OL paved the way for 226 rushing yards, the most in team post-season history...Started at LT in 19-3 win in **game 16 vs. Min. (1/7/02)**, as the OL opened holes for a 2001 regular season-high 212 rushing yards...Started at LT in **game 3 at Den. (9/30)**, as the OL did not allow a sack in the 20-13 victory over the Broncos...Started at LT in **game 1 vs. Chi. (9/9)**, and the line did not allow a sack against the Bears.

2000: **First-team AP All-Pro**...**Pro Bowl starter for the 4th-straight season**...Also earned **1st-team All-Pro** from *Sports Illustrated*, *Sporting News*, *Football Digest*, *USA Today* and *Pro Football Weekly*...Started 15 games in the regular season and 4 playoff games...**2000 SEASON HIGHLIGHTS:** Started at LT in the Ravens' 34-7 **Super Bowl XXXV victory over the NYG (1/28/01)**, helping pave the way for Jamal Lewis' 102 yards...Helped Jamal Lewis to 110 yards rushing and 2 TDs in Baltimore's 21-3 **AFC Wild Card victory over Den. (12/31)**...Started 15 of 16 games at LT

JONATHAN OGDEN 75

in the regular season...Made his 75th NFL start in the Ravens' 13-7 win in **game 14 at Ari. (12/17)** and helped pave the way for 177 rushing yards, 126 by Jamal Lewis...Started at LT in the Ravens' 37-0 win in **game 4 vs. Cin. (9/24)**, as the line did not permit a sack...Helped block for 176 rushing yards, converted 12 of 17 3rd down conversions and scored all 7 times inside the red zone.

1999: Started every game at LT, earning his *3rd Pro Bowl* start in a row...Also named *2nd-team All-Pro* by *AP*, *Football Digest's 1st-team All-Pro* and *Pro Football Weekly All-AFC* honors...**1999 SEASON HIGHLIGHTS:** Made 50th NFL start at LT in **game 5 at Ten. (10/10)**, but left the game after re-aggravating a neck injury suffered the week before in Atl. (did not return)...Started at LT in the 19-13 OT win in **game 4 at Atl. (10/3)**...Suffered a blow to the back of his head while scrambling for a loose ball in the second quarter...Doctors took every precaution, as he was carried off on a stretcher and taken to a local Atlanta hospital for X-rays (negative)...Started 48th career game in the 17-10 win in **game 3 vs. Cle. (9/26)**, and helped the running game total 184 yards, including 113 by Erict Rhett...Started at LT in **game 2 vs. Pit. (9/19)**, helping pave way for a 101-yard rushing day by Rhett...Started in **game 1 at STL (9/12)** in opener...Suffered a hip bruise attempting to make a tackle on Taje Allen's INT return early in the second quarter and did not return.

1998: *Pro Bowl* starter for *2nd consecutive season*...*AP 2nd-team All-Pro*...Missed the final 3 games of the season with an ankle injury...**1998 SEASON HIGHLIGHTS:** *Snapped a 45-game starting streak* (2nd-longest on team) in **game 14 vs. Min. (12/13)** due to the ankle injury...Was replaced by James Atkins...Forced to leave in **game 13 at Ten. (12/6)** with sprains to both ankles, the 1st time he missed extensive action...Played through the injury for as long as he could, as 4 of the starting 5 OLs suffered injuries - Wally Williams, neck; Jeff Blackshear, abdomen; Orlando Brown, ankle)...Started 44th straight game in 38-31 win in **game 12 vs. Ind. (11/29)**, and helped pave way for RB Priest Holmes 103-yard rushing performance...Line did not permit a sack, as the offense matched a then-franchise record with 38 points, including 25 in the second half...Started at LT in 20-13 win in **game 11 at Cin. (11/22)**, as Holmes rushed for a then-team-record 227 yards and the offense set a team mark with 247 rushing yards and permitted just 1 sack...Started 41st straight game in 13-10 win in **game 9 vs. Oak. (11/8)**...Started at LT in 24-10 win in **game 2 at NYJ (9/13)**, as the line did not permit a sack.

1997: Selected to start in *Pro Bowl* at LT...Won *All-Pro* honors from *Sports Illustrated*, *The Sporting News*, *Pro Football Weekly*, *College & Pro Football Weekly*, and *Football Digest*...Started 16 games at LT (32 straight starts overall: 16 at LG and 16 at LT)...**1997 SEASON HIGHLIGHTS:** Started at LT in **game 11 vs. Phi. (11/16)**, as line paved the way for a then-team-record 204 yards rushing...Made key block, knocking down 2 Eagles defenders, on 29-yard Michael Jackson TD catch and run in the first quarter...Started at LT in **game 9 at NYJ (11/2)**, as line did not allow a sack for 2nd time in 3 games...Started *season opener* vs. *Jax. (8/31)*, his *1st NFL start at LT* after switching from LG.

1996: Capped tremendous rookie season with *All-Pro* selections by *Sports Illustrated* and *Dallas Morning News*...Consensus *All-Rookie* choice...Named to *USA Today's All-Rookie* team (selected by Jarrett Bell)...Permitted 1 sack all season and 3 penalties (1 of those on special teams)...Started all 16 games at LG, a switch from his natural T position...**1996 SEASON HIGHLIGHTS:** Caught a 1-yard TD pass for Baltimore's 1st score in **game 13 vs. Pit. (12/1)**...Helped pave way for 31 points and 100 yards rushing by Bam Morris...Started in **game 5 vs. NE (10/6)**, as offense rolled up 463 yards...*Made NFL debut* in *season opener* vs. *Oak. (9/1)* in Ravens 19-14 win.

COLLEGE, PERSONAL: Four-year starter at LT for the Bruins...His jersey, number 79, was retired in 1997, only the 8th player in school history to be so honored...Started 23 games at UCLA in his final 2 seasons and allowed just 2 sacks...The 1995 Outland Trophy Award winner was rated as the top player available regardless of position in *Pro Football Weekly's* draft preview issue, as well as "Most Coveted Player"...An outstanding athlete (world-class shot-putter)...Finished 5th in the NCAA indoor shot-put event in both 1995 and 1994...Finished 4th in the NCAA's outdoor championships with a 61' 1-1/2" heave in 1995...Unanimous 1st-team All-America in 1995...Earned 1st-team-All-Pac 10...Was named the Columbus Touchdown Club's Lineman of the Year and won the Morris Trophy as the Pac-10 Conference's Best OL...Co-winner of UCLA's Henry "Red" Sanders Award, given to the team's MVP...Runner-up for the Lombardi Award in 1 of the closest votes in history...Averaged over 13 knockdown blocks per game as he allowed only 1 sack...The Bruins' running game averaged 212.5 yards per game...Started every game at LT as a junior (1994) and allowed only 1 sack all year...All-Pac 10 Conference 1st-team pick...Was a 3rd-team All-America choice by *The Poor Man's Guide to the NFL Draft & College Sports*, adding honorable mention from *United Press International & Football News*...Sophomore 2nd-team All-America selection in 1993 by *Football News* and All-Pac 10 Conference honorable mention, despite missing 4 games with a knee injury suffered vs. Stanford...Freshman All-America 1st-team pick by *Football News* in 1992...Played in every game and started the final 5...Recipient of the John Boncheff, Jr. Memorial Award, given to the team's Rookie of the Year...Became the 1st true freshman since 1973 to start more than 2 games in a season

JONATHAN OGDEN 75

for the Bruins...History major, twice earning Director's Honor Roll honors (3.33 GPA)...Product of St. Alban's in Washington, DC...Earned 2nd-team All-America honors as a prep senior in 1991...Was named the Washington area's Player of the Year by *USA Today* as a senior...All-League, All-City and *Washington Post* **Player of the Year** in football and All-Washington Metro Area choice in track...One of his biggest athletic thrills was defeating archrival Georgetown Prep by a 34-0 score as a senior...His father, Shirrel, a Washington, DC investment banker, played for Howard University in the early 1970s...His mother, Cassandra, is the executive director of the Council on Legal Education Opportunity (CLEO), a nonprofit organization that provides pre-law recruitment, counseling, placement assistance and training to increase the number of qualified minority students in law schools...Jonathan has made financial contributions to CLEO...Cassandra founded the NFL Mother's Association...Established the Jonathan Ogden Foundation, which helps Baltimore HS students achieve their full potential through athletics and education...Has invited over 150 high school students to games each of the last 7 seasons as part of Jonathan's sponsorship of these schools...Held a "Chat with the Youth" session at the Seventh Baptist Church in Baltimore...Established "The Ogden Club" at a number of Baltimore HS, a service foundation that gets HS students involved in school and community projects..."The Ogden Club" also hires tutors to work with Baltimore city HS athletes; in turn, they tutor grade schoolers...Was the Ravens' United Way spokesman in 1998...Addressed United Way volunteers to show appreciation for their involvement...Is on the National Board of Trustees of the Urban League...Has been the Honorary Chairman for a Beacon Institute fundraiser (fulfilling elderly housing needs) for the last 6 years...Co-hosted a function for the Pediatric Diabetes Center at UMMS...Was a participant in the "Read With the Ravens" program...Participated in ribbon cutting for Ravens/NFL Grassroots Program, which provided \$100,000 to Patterson Park's Utz Field in July 2002...Participated in the Chunky Soup Weigh-In to provide funds for the Maryland Food Bank...Annually supports Patterson HS by providing an academic tutor for the student athletes...Lives in Las Vegas in the offseason where he hosted the 4th Annual Jonathan Ogden Charity Golf Outing in June 2005...Hosted the Patterson HS "Play it Smart" Academy at the Ravens training facility for a holiday party in December, 2004...Also participated in the Ravens' All Community Team Auction Party in December...One of 2 children; Jonathan's brother, Marques, was drafted by Jaguars (D6, 193rd overall) in 2003, and is now on the Ravens' roster...Jonathan and his wife, Kema, have 1 son Jayden, born 2/4/05...Full name: Jonathan Phillip Ogden.

AFC's FINEST NUMBER OF PRO BOWL SELECTIONS

Name	Position	Team	Selections	Seasons
Junior Seau	LB	Miami	12	15
Will Shields	G	Kansas City	10	12
Jonathan Ogden	T	Baltimore	8	9
Deion Sanders	CB	Baltimore	8	13
Ray Lewis	LB	Baltimore	7	9
Tony Gonzalez	TE	Kansas City	6	9
Marvin Harrison	WR	Indianapolis	6	10
Jerome Bettis	RB	Pittsburgh	6	13
Kevin Mawae	C	NY Jets	6	12

*Willie Roaf, KC (9), Warren Sapp, Oak. (7) and John Lynch, Den. (6) all gained the majority of their selections in the NFC.

(Walter Jones earned 6 of his 8 Pro Bowls when the Seahawks were in the AFC).



MARQUES OGDEN

GUARD

YEARS IN NFL: 2

HT: 6'5" WT: 336

COLLEGE: Howard

HS: St. John's (Washington, DC)

BORN: 11/15/80, Washington, DC

JOINED RAVENS: Free Agent, 2004

71

GAMES PLAYED/STARTED: (2003, 0/0); (2004, 0/0) **Total 0/0**

TRANSACTIONS: Signed with the Baltimore Ravens' (Reserve/Future) on 1/4/05...Signed to the Ravens' practice squad on 9/21/04...Waived by the Jacksonville Jaguars on 8/31/04...Originally drafted by the Jaguars in the 6th round (193rd overall) of the 2003 draft.

PRO: Young and athletic OL who spent the offseason training with Ravens coaches...Spent 2004 on the Ravens' practice squad...Allocated to NFLFL in spring 2004 and started at T in 7 games for the Scottish Claymores before ending the season with an ankle injury...Made the Jaguars 53-man roster in 2003 (inactive for 16 games)...Should provide quality depth along the OL.

2004: Signed to the Ravens' practice squad on 9/21/04 where he spent games 3-16.

2003: Inactive for all 16 contests...Played in 4 preseason games at both T and G and helped the Jaguars to a 3-1 record...Tied for the 2nd-best (1999 and 2000) preseason record in Jacksonville history...Can play all 3 OL positions.

COLLEGE, PERSONAL: Two-year starter at both T and C...I-AA All-America 1st-team selection as a senior by Sheridan Broadcasting Network and All-Mid Eastern Athletic Conference 1st-team choice...Opened season as a starting RT, then shifted to C for final 6 games...Recorded 81 knockdowns and graded 83.3

percent for blocking... All-MEAC selection as a junior after starting all season at RT...Posted 66 knockdowns and graded 81.5 percent for blocking...Missed 1 game (ankle)...Saw action at both RT and LT as a sophomore...Missed 1 game...Saw reserve duty, mostly at RT as a red-shirt freshman...Red-shirted as a freshman...Majored in finance...Attended St. John's (Washington, DC) HS, lettering as a 2-way lineman...Brother, Jonathan, is the 1st draft pick in Ravens' history (1a, 4th overall in 1996), and father, Shirrel "Tiny" Ogden, played on the OL at Howard...One of the most willing volunteers to help the Ravens in community actions...First name pronounced: MARK-us...Full name: Marques Sneed Ogden.



Marques wants to start an investment company with his father (Shirrel) when he retires from football.


UNSUNG HERO AWARD

Presented* annually to the Ravens' player who best demonstrates outstanding performance on the field, but does not receive recognition for his accomplishments. The award, voted by the presidents of the individual councils, is presented at the Roosts' Bull and Oyster Roast each February.

*Council of Baltimore Ravens Roosts - Founded in 1957

PAST WINNERS

1996 - RB Earnest Byner
 1997 - S Stevon Moore
 1998 - OL Jeff Blackshear
 1999 - DT Larry Webster
 2000 - S Kim Herring
 2001 - LB Jamie Sharper
 2002 - DT Kelly Gregg
 2003 - LB Ed Hartwell
2004 - C/G Casey Rabach



TONY PASHOS
TACKLE
YEARS IN NFL: 3
HT: 6'6" WT: 320
COLLEGE: Illinois
HS: Lockport (IL) Township
BORN: 8/3/80, Palos Heights, IL
JOINED RAVENS: Draft 5b (173rd), 2003

79

GAMES PLAYED/STARTED: (2003, IR); (2004, 6/0) **Total 6/0**

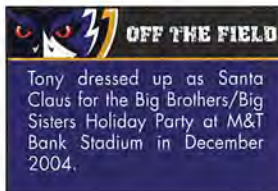
TRANSACTIONS: Tony Pashos was selected with the 173rd overall selection in the 5th round of the 2003 NFL Draft...Pashos was the 2nd of 2 Ravens picked in that round; DT Aubrayo Franklin (Tennessee) was the 1st, at 146th overall.

PRO: Strong, wide-body athlete with good leverage, who gained valuable experience in 2004, seeing action in 6 games...Missed his rookie season as he was placed on IR (8/25/03) due to a hand injury...Allocated to Cologne Centurions of NFL EL during the 2003 offseason.

2004: Played in 6 games and saw action on special teams...Inactive in 10, including the season finale vs. Mia. (1/2/05)...**2004 SEASON HIGHLIGHTS:** Saw action on special teams and from scrimmage in **game 12 vs. Cin. (12/5)**...Played on special teams in **game 11 at NE (11/28)**...Saw action on special teams in the 30-10 win in **game 10 vs. Dal. (11/21)**...Played on special teams in the 23-9 victory in **game 3 at Cin. (9/26)**...Saw action on special teams in **game 2 vs. Pit. (9/19)**...Saw action off the bench from scrimmage and on special teams in **game 1 at Cle. (9/12)**.

2003: Placed on IR on 8/25/03 due to a hand injury.

COLLEGE, PERSONAL: Pashos earned 1st-team All-Big Ten honors his last 2 years and was a mainstay on the Illini offensive line, starting every game (47) at RT during his career...Known for his size and strength, he averaged 9.2 knockdown blocks per game in his last 2 years...All-American 2nd-team pick by *The NFL Draft Report*...Earned All-Big Ten Conference 1st-team honors for the 2nd-straight year as a senior...Added Academic All-Big Ten accolades...Recipient of the Bruce Capel Award, given to the Illini player who displays the most courage...Started every game at RT, registering 114 knockdowns as the offense gained over 5,000 yards (5,356) for the 2nd-straight year...Cut-blocked LB Victor Hobson on a 46-yard TD pass from Jon Beutjer-to-Brandon Lloyd as the team gained 543 yards against Michigan...All-Big Ten 1st-team selection as a junior...Lined up at RT, finishing 2nd on the team with 111 knockdowns as the offense generated over 5,000 yards (5,041) for the 1st time in school history...Paced a strong blocking effort as the front wall allowed only 16 sacks (2nd in the Big Ten)...Started every game at RT as a sophomore, participating in 575 plays and registered 60 knockdowns as the OL allowed only 20 sacks...Helped the offense average 379.9 yards per game...Moved into the starting lineup at RT as a freshman, posting 41 knockdowns as he led the way for an offense that generated 4,887 yards...The OL allowed only 27 sacks...Red-shirted in 1998...Attended Lockport (IL) Township HS...Played OT, helped to lead Lockport to a 9-2 mark and the IHSA Class 6A playoff berth as a senior...Led the team in pancake blocks as a senior, earning All-SICA Blue honors...Second-team All-State selection by the *Chicago Tribune* and 1st-team All-Area by pick from the *Star and Herald News*...Earned 9 varsity letters, including 4 in football, 3 in track and 2 in powerlifting...Earned MVP honors in Rudy's 1997 Powerlifting meet, breaking the meet record for the dead-lift at 660 pounds and total weight at 1,610 pounds...Excelled in the classroom, earning conference academic honors...History major, who earned conference and district academic honors with a 3.2 GPA...Enjoys studying Greek mythology and speaks fluent Greek...Helped Illini teammates conduct the 7th-inning stretch at Wrigley Field in 2002...Pashos, along with other Ravens players and representatives from the United Way of Central Maryland, M&T Bank, Civic Works and Governor Robert Ehrlich's office, helped paint, frame and rebuild homes in Baltimore's Sandtown community in October 2003 as part of the 5th annual NFL



TONY PASHOS 79

and United Way Hometown Huddle...Established a relationship with Johns Hopkins and visited the hospital several times throughout the year...At Living Classrooms in October 2004, Pashos spoke to Crossroads Middle School students and spent time with participants in the Fresh Start and Project S.E.R.V.E...Worked with Sandtown Habitat for Humanity in 2004 to help rebuild homes in Baltimore...With Marques Ogden, visited Joppa View Elementary to kick off the 'Ravenous Readers' program ...In November 2004, Pashos visited the Hamilton Center in Baltimore, an assisted living facility...Dressed up as Santa Claus for the Big Brothers/Big Sisters Holiday Party at M&T Bank Stadium in December 2004...Also participated in the ESPNZone Holiday Party for Police Athletic League members in December 2004...Has a special interest in history and politics and visited the White House in 2004 and take a private tour...Tony was certified to sell real estate after taking courses in the 2004 offseason...Name is pronounced: PAH-shos...Full name: Anthony George Pashos.

TOP 10 RAVENS OFFENSIVE/DEFENSIVE GAMES


TOTAL NET YARDS - REGULAR AND POSTSEASON

DEFENSIVE

RANK	YARDS	RUSH	PASS	DATE	OPPONENT
1.	94	4	90	9/3/00	at Pittsburgh
2.	107	52	55	10/10/04	at Washington
3.	112	28	84	11/26/00	Cleveland
4.	128	64	64	12/10/00	San Diego
5.	132	47	85	11/14/99	at Jacksonville
6.	151	49	102	1/2/00	at New England
7.	152	66	86	1/28/01	at NY Giants (SB XXXV)
8.	170	56	114	11/7/99	at Cleveland
9.	174	44	130	11/5/00	at Cincinnati
10.	175	60	115	9/14/03	Cleveland

OFFENSIVE

RANK	YARDS	RUSH	PASS	DATE	OPPONENT
1.	479	250	229	11/19/00	Dallas
2.	478	74	404	10/27/96	St. Louis (OT)
3.	463	133	330	10/6/96	New England
4.	461	247	214	11/26/00	Cleveland
5.	460	104	356	11/24/96	Jacksonville (OT)
6.	447	159	288	11/2/97	at NY Jets (OT)
	447	116	331	12/5/99	Tennessee
8.	426	150	276	11/23/03	Seattle (OT)
9.	422	114	308	12/29/02	at Pittsburgh
10.	412	146	266	9/7/97	Cincinnati



TOMMY POLLEY
LINEBACKER
YEARS IN NFL: 5
HT: 6'3" WT: 230
COLLEGE: Florida State
HS: Dunbar (Baltimore, MD)
BORN: 1/11/78, Baltimore, MD
JOINED RAVENS: Free Agent 2005

50

GAMES PLAYED/STARTED: (2001, 16/11); (2002, 12/11); (2003, 14/14); (2004, 15/13) **Total 57/49**

Playoffs: (2001, 3/3); (2003, 1/1) (2004, 2/2) **Total 6/6**

TRANSACTIONS: Tommy Polley was signed by the Ravens on 4/11/05...Originally drafted by the St. Louis Rams in the 2nd round (42nd overall) of the 2001 NFL Draft.

PRO: Athletic LB who has great range against the run, with good closing speed to track down plays...Led the Ravens with 4 INTs in 2003...Polley played 4 seasons for the St. Louis Rams, missing just 7 games, starting 49 and playing in 57...Selected by Rams in 2nd round (42nd overall) of 2001 NFL Draft.

2004: (with St. Louis) Saw action in 15 regular season games, starting 13 and started both post-season games for the Rams...Finished 3rd on the team with 101 tackles, also posted 8 PD and 2 sacks...Tied for 2nd on the team with 10 tackles (6 solo) in **game 11 at Car. (12/12)**...Tied a team high with 10 tackles (8 solo) in **game 8 vs. NE (11/7)**...Made 9 tackles (8 solo) in **game 6 vs. TB (10/18)**...Also posted 1 PD and a sack, reaching QB Brian Griese in the second quarter for a 1-yard loss against the Bucs...Started at SLB and posted 3 solo tackles, 1 sack and 1 FF in **game 4 at SF (10/3)**...Polley recorded his 1st-career sack in first quarter against the 49ers, when he brought down QB Tim Rattay for a 9-yard loss, forcing him to fumble.

2003: (with St. Louis) Started 14 of 16 games at middle or weakside linebacker, missing 2 games due to an elbow injury...Tied for team-lead with 4 INTs (S Aeneas Williams, CBs Jerametrious Butler, and Travis Fisher) and finished 2nd on the team with 115 tackles (64 solo)...Polley also tied for team lead with 12 PD...His 4 INTs were the highest by a Rams' LB since 2000 (London Fletcher)...Collected 5 tackles and 1 INT in the **NFC Divisional Playoff** vs. Car. (1/10/04)...His INT tied him for 3rd on Rams' all-time playoff INT list with S Aeneas Williams and Dave Elmendorf with 3...Finished with 8 tackles (4 solo), 1 TFL, 1 INT and 1 PD in **game 15 vs. Cin. (12/21)**...Nabbed his 2nd INT in as many games, as he led the team with a season-high 15 tackles (11 solo) and 1 PD in **game 10 at Chi. (11/16)**... Finished 2nd on the team with 14 tackles, 1 TFL, 1 INT and 1 FF in **game 9 vs. Bal. (11/9)**.

2002: (with St. Louis) Played in 12 games, starting 11, sitting out 4 due to ankle and groin injuries...Finished with 94 tackles (54 solo), including 3 TFL, 2 PD, 2 FF, 1 FR and 4 special teams tackles...Established new *career highs* with **17 tackles (13 solo)** with 2 TFL, adding 1 FF and 2 special teams tackles in **game 12 at Phi. (12/1)**...Led the team with 15 tackles (9 solo), adding 1 special teams tackle, in the **season opener at Den. (9/8)**.

2001: (with St. Louis) Played in all 16 regular season games with 11 starts, 4 at weakside LB, and 7 at strongside LB...Finished 2nd on team with 119 tackles (72 solo) and had 3 PD and 13 special teams tackles...Also started all 3 postseason contests at weakside LB and led team with 32 tackles (21 solo), ranked 2nd on team with 2 INTs (1 for a TD), and recorded 1 special teams tackle...Named to *Football Digest* and *Pro Football Weekly* All-Rookie teams...Made his **1st NFL start vs. Mia. (9/30)**, tying for team lead with 14 tackles (6 solo)...Posted 8 tackles (6 solo) in **Super Bowl XXXVI vs. NE (2/3/02)**...Led Rams' LBs with 11 tackles (8 solo) in the **NFC Championship game vs. Phi. (1/27/02)**...Led the Rams with 13 tackles (7 solo) in the **NFC Divisional playoff game vs. GB (1/20/02)**...Tied for team lead with 2 INTs, returning 1 34 yards for a TD in third quarter, 1 of an **NFL record-tying 3 INT returns for TDs by the Rams' defense** as well as an **NFL record 161 INT return yards**...Had his best game of the season while collecting a then-career-high 16 tackles (12 solo) and 1 PD in **game 11 at Atl. (12/2)**.

TOMMY POLLEY 50

COLLEGE, PERSONAL: A 3-year starter at Florida State...Amassed 289 tackles (170 solo) with 7 sacks and 19 TFL during his career...Also had 4 FF and 6 FR...All-Atlantic Coast Conference 1st-team choice...Was a finalist for the ACC's Brian Piccolo Award, given to league's most courageous player...Was a semifinalist for the Dick Butkus Award, given annually to best LB in the nation...All-America 1st-team selection by *The Sports Xchange*, adding 3rd-team honors from *Football News* as a senior...Finished 3rd on the team with 100 tackles (53 solo)...Added 2 sacks, 7 TFL, 1 INT, and 7 PD...Also posted 3 FR and 1 FF...All-ACC 1st-team pick as a junior...Manned the weakside LB position, leading team with a career-high 109 tackles (67 solo)...Also posted 3 sacks and 6 TFL, had 2 FR and 3 FF...Polley also blocked a pair of kicks and had 5 PD...As a sophomore, started at both weakside and strongside LB, appearing in 10 games...Recorded 59 tackles (37 solo) with 1 sack and 5 TFL, had 1 PD and intercepted another...Played in every game at OLB as freshman, finishing with 21 tackles (13 solo), 1 TFL and a 7-yard sack...Red-shirted as a true freshman...Social science major...*USA Today's* Maryland Player of the Year and named Baltimore area Defensive Player of the Year after both his junior and senior campaigns at Dunbar (Baltimore, MD) HS...Recorded 208 tackles (136 solo), 16 sacks and 8 INTs as a senior...Also caught 34 passes for 567 yards and 3 TDs as a TE...Considered Maryland's top college football prospect, he led team to back-to-back state championships as a junior and senior...Also regarded as 1 of the country's top 60 basketball prospects, he helped the Poets to 4 consecutive state basketball titles, averaging 20.4 points, 10.7 rebounds and 8.1 assists per game as a senior...Immediately became involved in community action as soon as he joined his hometown Ravens...Full name: Tommy William Polley.

2004
Game-by-Game Tackles

Date/Opp.	TT	Solo	AS	INT	FF	FR	Sacks	PD
9/12 vs. Ari.	0	0	0	0-0	0	0	0-0	0
9/19 @ Atl.				DNP				
9/26 vs. NO	7	3	4	0-0	0	0	0-0	0
10/3 @ SF	3	3	0	0-0	1	0	1-9	0
10/10 @ Sea.	10	8	2	0-0	0	0	0-0	1
10/18 vs. TB	9	8	1	0-0	0	0	1-1	1
10/24 @ Mia.	7	4	3	0-0	0	0	0-0	0
11/7 vs. NE	10	8	2	0-0	0	0	0-0	0
11/14 vs. Sea.	9	6	3	0-0	0	0	0-0	0
11/21 @ Buf.	0	0	0	0-0	0	0	0-0	0
11/29 @ GB	5	5	0	0-0	0	0	0-0	0
12/5 vs. SF	9	7	2	0-0	0	0	0-0	3
12/12 @ Car.	10	6	4	0-0	0	0	0-0	0
12/19 @ Ari.	8	6	2	0-0	0	0	0-0	1
12/27 vs. Phi.	6	4	2	0-0	0	0	0-0	1
12/05 vs. NYJ	8	5	3	0-0	0	0	0-0	1
Totals	101	73	28	0-0	1	0	2-10	17

Playoffs

1/8/05 @ Sea.	14	13	1	0-0	0	0	0-0	0
1/15/05 @ Atl.	6	4	2	0-0	0	1	0-0	1
Totals	20	17	3	0-0	0	1	0-0	1

2002
Game-by-Game Tackles

Date/Opp.	TT	Solo	AS	INT	FF	FR	Sacks	PD
9/8 @ Den.	15	9	6	0-0	0	0	0-0	0
9/15 vs. NYG	9	2	7	0-0	0	0	0-0	0
9/23 @ TB	6	2	4	0-0	0	0	0-0	0
9/29 vs. Dal.				INACTIVE-GROIN				
10/6 @ SF				INACTIVE-GROIN				
10/13 vs. Oak.	9	8	1	0-0	0	0	0-0	0
10/20 vs. Sea.	4	3	1	0-0	1	0	0-0	1
11/3 @ Ari.	6	3	3	0-0	0	1	0-0	0
11/10 vs. SD	10	6	4	0-0	0	0	0-0	0
11/18 vs. Chi.	8	4	4	0-0	0	0	0-0	1
11/24 @ Was.	6	2	4	0-0	0	0	0-0	0
12/1 @ Phi.	17	13	4	0-0	1	0	0-0	0
12/8 @ KC	3	2	1	0-0	0	0	0-0	0
12/15 vs. Ari.				INACTIVE-ANKLE				
12/22 @ Sea.	1	1	0	0-0	0	0	0-0	0
12/30 vs. SF				INACTIVE-ANKLE				
Totals	94	54	40	0-0	2	1	0-0	2

2003
Game-by-Game Tackles

Date/Opp.	TT	Solo	AS	INT	FF	FR	Sacks	PD
9/7 @ NYG	5	3	2	0-0	0	0	0-0	0
9/14 vs. SF	6	2	4	0-0	0	0	0-0	0
9/21 @ Sea.	5	4	1	1-4	0	0	0-0	1
9/28 vs. Ari.	6	5	1	0-0	0	0	0-0	2
10/13 vs. Atl.	5	2	3	0-0	0	0	0-0	0
10/19 vs. GB	6	4	2	0-0	0	0	0-0	0
10/26 @ Pit.				INACTIVE-ELBOW				
11/2 @ SF				INACTIVE-ELBOW				
11/9 vs. Bal.	15	5	10	1-22	1	0	0-0	1
11/16 @ Chi.	11	5	6	1-0	0	0	0-0	3
11/23 @ Ari.	5	2	3	0-0	0	0	0-0	2
11/30 vs. Min.	11	4	7	0-0	0	0	0-0	1
12/8 @ Cle.	9	6	3	0-0	0	0	0-0	0
12/14 vs. Sea.	10	6	4	0-0	0	0	0-0	1
12/21 vs. Cin.	9	5	4	1-6	0	0	0-0	1
12/28 @ Det.	8	4	4	0-0	0	0	0-0	0
Totals	115	64	51	4-32	1	0	0-0	12

2001
Game-by-Game Tackles

Date/Opp.	TT	Solo	AS	INT	FF	FR	Sacks	PD
9/9 @ Phi.	0	0	0	0-0	0	0	0-0	0
9/23 @ SF	0	0	0	0-0	0	0	0-0	0
9/30 vs. Mia.	14	5	8	0-0	0	0	0-0	0
10/8 @ Det.	13	10	3	0-0	0	0	0-0	0
10/14 vs. NYG	1	0	1	0-0	0	0	0-0	0
10/21 @ NYJ	10	6	4	0-0	0	0	0-0	0
10/28 vs. NO	1	1	0	0-0	0	0	0-0	0
11/11 vs. Car.	3	2	1	0-0	0	0	0-0	0
11/18 @ NE	10	6	4	0-0	0	0	0-0	0
11/26 vs. TB	9	3	6	0-0	0	0	0-0	0
12/2 @ Atl.	16	12	4	0-0	0	0	0-0	1
12/9 vs. SF	7	5	2	0-0	0	0	0-0	0
12/17 @ NO	10	4	6	0-0	0	0	0-0	1
12/23 @ Car.	7	4	3	0-0	0	0	0-0	0
12/30 vs. Ind.	12	9	3	0-0	0	0	0-0	0
1/6/02 vs. Atl.	5	4	2	0-0	0	0	0-0	1
Totals	119	72	47	0-0	0	0	0-0	3

TOMMY POLLEY

TOMMY POLLEY 50

REGULAR SEASON

Year	TT	Solo	AS	INTs	FR	FF	TDs	Sacks	PD
<i>St. Louis</i>									
2001	119	72	47	0-0	0	0	0	0.0-0.0	3
2002	94	54	40	0-0	1	2	0	0.0-0.0	2
2003	115	64	51	4-32	0	1	0	0.0-0.0	12
2004	101	73	28	0-0	0	1	0	2.0-10	8
Totals	429	263	166	4-32	1	4	0	2.0-10	25

CAREER SINGLE-GAME HIGHS (regular season)

Total Tackles:

17 (12/1/02 at Phi.)

Sacks:

1 2 times (last: 10/18/04 vs. TB)

Forced Fumbles:

1 4 times (last: 10/3/04 at SF)

Passes Defensed:

3 2 times (last: 12/5/04 vs. SF)

Solo Tackles:

13 (12/1/02 at Phi.)

INTs:

1 4 times (last: 12/21/03 vs. Cin.)

Fumble Recoveries:

1 (11/3/04 at Ari.)

SPECIAL TEAMS TACKLES (19): 2001 (13); 2002 (4); 2003 (1); 2004 (1)

POSTSEASON

Year	TT	Solo	AS	INTs	FR	FF	TDs	Sacks	PD
<i>St. Louis</i>									
2001	32	21	11	2-35	0	1	0	0.0-0.0	2
2003	5	5	0	1-37	0	0	0	0.0-0.0	1
2004	20	17	3	0-0	0	1	0	0.0-0.0	1
Totals	57	43	14	3-72	0	2	0	0.0-0.0	4

TOMMY POLLEY

TOUGH TO BEAT IN PLAYOFFS

NFL FRANCHISES WITH BEST POSTSEASON WINNING PERCENTAGES

Through 2004 playoffs

BALTIMORE (5-2)
RAVENS .714



CAROLINA (4-2)
PANTHERS .667



GREEN BAY (24-14)
PACKERS .632



NEW ENGLAND (16-10)
PATRIOTS .615



SAN FRANCISCO (25-16)
49ERS .610



WASHINGTON (22-15)
REDSKINS .595





ED REED
SAFETY

YEARS IN NFL: 4
HT: 5'11" WT: 200
COLLEGE: Miami (FL)
HS: Destrehan (St. Rose, LA)
BORN: 9/11/78, St. Rose, LA
JOINED RAVENS: Draft 1 (24th), 2002
PRO BOWLS (2): 2003, 2004

20

GAMES PLAYED/STARTED: (2002, 16/16); (2003, 16/15); (2004, 16/16) **Total 48/47**

Playoffs: (2003, 1/1) **Total 1/1**

TRANSACTIONS: Ed Reed was picked with the 24th overall selection in the 1st round of the 2002 NFL Draft...Reed was the 4th DB taken in the 1st round (behind Quentin Jammer - San Diego, Roy Williams - Dallas and Phillip Buchanon - Oakland) and the 2nd S picked overall...Reed, along with Bryant McKinnie, Jeremy Shockey, Buchanon and Mike Rumph, tied an NFL record of 5 players selected in the 1st round from the same college (Miami)...In 1968, 5 players were selected in the 1st round out of the University of Southern California...Miami broke the record in 2004 with 6.

PRO: *Two-time Pro Bowler* and *2004 AP NFL Defensive Player of the Year* in his 1st 3 seasons...Also named *1st-team All Pro* by *AP, C&PFWA, Football Digest* and *All Conference* and *All NFL by PFW*...Ed Reed established himself as the premier defensive playmaker in the NFL, starting all 16 games at S...Finished the season leading the NFL with a *franchise record 9 INTs*, which he returned for an *NFL record 358 yards*, breaking a 43-year old record (Charlie McNeil - 1961)...*Reed returned an INT an NFL-record 106 yards for TD* (vs. Cleveland)...He posted 89 tackles (80 solo), led the team with 17 PD, 3 FF, 2 sacks and 2 FRs (1 of which he returned for a TD) in 2004...Baltimore is 15-3 when Reed records an INT, including 7-1 in 2004...With his INT vs. Miami (1/2/05), Reed took over sole possession of 1st place on the Ravens' all-time INT list with 21...Named to his *1st Pro Bowl* in 2003...Also earned *AP 2nd-team All-Pro, Sports Illustrated All-Pro, Pro Football Weekly All-AFC team, Football Digest 2nd-team All-Pro* and *The Sporting News All-Pro* honors...Saw action in all 16 regular season games, starting 15, plus 1 postseason contest in 2003...Led the team with 19 PD and tied a then-franchise record with 7 INTs, 1 of which he returned for a TD...Also blocked 2 punts, both of which he returned for TDs, the 2nd and 3rd of his career (*tied Tom Flynn for the most blocked punt returns for TDs in a career in NFL history - since the merger in 1970*)...Finished 5th on the team with 92 tackles (77 solo), 1 sack and 1 FF...Reed burst on the scene as a rookie, starting all 16 games in 2002...Named to the *Pro Football Weekly All-Rookie team* in 2002 after finishing 4th on the team with 86 tackles (69 solo)...*Led the team with 5 INTs (returned for 167 yards)* and had 13 PD, 1 sack, 1 FF and 1 FR...Also proved his versatility on special teams, posting 8 tackles and *blocked the 1st punt in Ravens franchise history...Added a 2nd blocked punt, which he returned for a TD (1st in team history)*...Was the 1st S and the 3rd DB selected in the 1st round in Ravens history (Duane Starks, 1998 and Chris McAlister, 1999).

2004: A record-breaking season led to winning the *AP NFL Defensive Player of the Year*, the 2nd-consecutive year a Raven has won the award (Ray Lewis in 2003)...Also earned his *2nd-consecutive Pro Bowl nod* and was named *1st Team All Pro* by *AP, C&PFWA, Football Digest* and *All Conference* and *All NFL by PFW* in 2004...Started all 16 games and *led the NFL with a franchise-record 9 INTs* (former record of 7 set by Rod Woodson in 1999 and Reed in 2003)...Reed also took over sole possession of Baltimore's all-time INT record with 21 (Ray Lewis, Rod Woodson and Duane Starks are tied for 2nd with 20)...Broke the *NFL single-season record with 358 INT return yards*, surpassing San Diego's Charlie McNeil (349) in 1961...Reed broke another NFL record with his 106-yard INT return, longest return in NFL history, to seal the victory vs. Cle. (11/7), earning *AFC Defensive Player of the Week* honors (Week 9) for his efforts...Led secondary and tied for 4th

OFF THE FIELD

Established relationship with Booker T. Washington Middle School, where Ed visits the school and provides tickets to each home game to students who reach certain incentives.

ED REED 20

on the team (Kelly Gregg) with 89 tackles (80 solo) and led team with 17 PD...On the season, Reed had 2 TDs, including a FR for a TD against Was. (10/10), 3 FFs and 2 FRs...Had 2 sacks (-28 yards)...**2004 SEASON HIGHLIGHTS:** Recorded 2 solo tackles, including 1 TFL, 3 PD and his *league-leading 9th INT*, which he returned 41 yards in 30-23 victory in the **season finale vs. Mia. (12/05)**...Gave him an *NFL record 358 INT return yards*, breaking a 43-year-old record (349 by Charlie McNeil, SD in 1961) against the Dolphins...Netted 4 tackles and an INT, which he returned 6 yards, then pitched to Deion Sanders, who raced another 16 yards, setting up a FG with 3 seconds remaining in the first half in the 37-14 victory in **game 13 vs. NYG (12/12)**...Posted 8 solo tackles, a FF, a FR and tied a Ravens' record (Woodson - 1999 and Reed - 2003) with his 7th INT of the season, which he returned 21 yards before fumbling (which CB Chris McAlister picked up and raced 64 yards for a TD) in **game 12 vs. Cin. (12/5)**...Earned *AFC Defensive Player of the Month* award for November...Led the secondary with 9 tackles (8 solo) and recorded an INT in the end zone for the 2nd-consecutive game, returning it 78 yards (returned it 104 yards for a TD, but was called back following a holding penalty), setting up the Ravens' 1st score in **game 9 at NYJ (11/14)**...The defense held an opponent without a TD pass for the 2nd-consecutive game in the 20-17 OT victory against the Jets...Recorded 5 tackles (4 solo), 2 PD and posted his 4th INT of the season with 45 seconds remaining in the game, which he returned an NFL-record 106 yards for a TD to seal the 27-13 victory in **game 8 vs. Cle. (11/7)**...Produced the biggest play in the game when he stripped QB Mark Brunell (sack for -15 yards), forced him to fumble, recovered it and raced 22 yards for a TD in **game 5 at Was. (10/10)**...Also led the Ravens' secondary with 6 tackles (all solo), including 1 for loss against the Redskins...*Tied a career high with 2 INTs* (3rd-career multi-INT game), which he returned 90 yards in **game 3 at Cin. (9/26)**...Reed also had 4 solo tackles and 3 PD against the Bengals, earning the defensive game ball.

2003: Earned *AP 2nd-team All-Pro, Sports Illustrated All-Pro, Pro Football Weekly All-AFC team, Football Digest 2nd-team All-Pro and The Sporting News All-Pro* honors...Saw action in all 16 regular season games, starting 15, plus 1 postseason contest in 2003...Led the team with 19 PD and tied a then-franchise record with 7 INTs, 1 of which he returned for a TD...Also blocked 2 punts, both of which he returned for TDs, the 2nd and 3rd of his career (*tied Tom Flynn for the most blocked punt returns for TDs in a career in NFL history - since the merger in 1970*)...Finished 5th on the team with 92 tackles (77 solo), 1 sack and 1 FF...**2003 SEASON HIGHLIGHTS:** Posted 3 solo tackles, 2 PD and his 1st-career postseason INT in the **Wild Card loss vs. Ten. (1/3/04)**...Had 1 tackle, 1 PD and tied for the AFC lead with his team-record-tying 7th INT in the **season finale vs. Pit. (12/28)**...Had 10 tackles (7 solo) and produced the biggest play of the game when he blocked a Tom Rouen punt, recovered the ball and returned it 16 yards for a TD, to cut the deficit to 10 with just 6:41 remaining in **game 11 vs. Sea. (11/23)**...The Ravens went on to tie the game and eventually win in OT...*With that blocked punt return for a TD, Reed tied Tom Flynn for the most blocked punt returns for TDs in a career in NFL history (since the merger in 1970)*...Started at SS and had 6 solo tackles and his 4th INT of the season in **game 5 at Ari. (10/12)**...Also earned *AFC Special*

DID YOU KNOW?

In his 3 years in the NFL, Ed Reed is the Ravens' all-time INTs leader with 21. Reed also has the most return yards in franchise history (657). He led the league with 9 INTs in 2004, returning them for an NFL record 358 yards, including a 106-yard return for a TD, the longest INT return in NFL history.

A look at the top 5 interceptors in team history:

RANK	NAME	YEARS	INT	YARDS	AVG.	LG	TD
1	Reed, Ed	2002-04	21	657	31.2	106t	2
2	Lewis, Ray	1996-2004	20	359	17.9	64	1
	Woodson, Rod	1998-2001	20	380	19.0	66t	5
	Starks, Duane	1998-2001	20	196	11.7	64	1
5	McAlister, Chris	1999-2004	14	286	20.4	98t	2

ED REED 20

Teams Player of the Week honors after he blocked a punt (3rd of his career) and returned it 22 yards for a TD (2nd time in his career) against the Cardinals...His only missed start (at Oak., 12/14) was because the defense's 1st play was in goal line.

2002: Started all 16 games as a rookie and finished 4th on the team with 86 tackles (69 solo)...Also posted 1 sack (3 yards), 13 PD and a *Ravens rookie record-tying 5 INTs (Ravens best in 2002)*...Reed also blocked the 1st 2 punts in franchise history, 1 of which he returned for a TD, and had 8 special teams tackles...**2002 SEASON HIGHLIGHTS:** Started at SS in **game 16 at Pit. (12/29)** and had 10 tackles (8 solo), including 1 TFL against the Steelers...Started at SS and had 5 tackles (4 solo) in 23-19 win in **game 14 at Hou. (12/15)** and tied the franchise's rookie record (Duane Starks – 1998 and Chris McAlister – 1999) with his 5th INT against the Texans...Started at S and recorded 9 tackles (7 solo) in 13-12 win in **game 11 vs. Ten. (11/24)**...Also had his 2nd-career blocked punt, which he returned 11 yards for a TD (the 1st in franchise history) against the Titans...Started and recorded 6 tackles (3 solo) in **game 9 vs. Cin. (11/10)**...Also recorded 2 INTs and returned them 67 yards against the Bengals...Started at SS in **game 4 at Cle. (10/6)**...Posted 3 tackles and 4 PD and had his 2nd-career INT in the end zone with 1 second remaining in the game to secure the 26-21 victory against the Browns...Also posted 2 assisted tackles...Started at SS and amassed 4 solo tackles in **game 3 vs. Den. (9/30)**...*Intercepted Brian Griese for his 1st-career INT and blocked the 1st punt in Ravens history against the Broncos.*

COLLEGE, PERSONAL: Consensus 1st-team All-America selection as a senior...*Football News* National Player of the Year...Unanimous All-Big East Conference 1st-team selection and Co-Defensive Player of the Year...Started all 11 games and was team leader on Hurricanes National Championship team at S as a senior...Recorded 44 tackles (35 solo), 2 FRs and led Big East with 19 PD...Led team and was 2nd in school history with 9 INTs (Bennie Blades, 10 in 1986) for a school record 209 yards and 3 TDs...Team co-captain...Consensus 1st-team All-America and consensus 1st-team All-Big East selection as junior...Started all 11 games...Was 3rd on team with 80 tackles (56 solo)...Led Big East with school-record 23 PD...Was 3rd in nation with 8 INTs for 92 yards, including 2 TDs...Recorded 9 tackles (6 solo) and 2 PD in 37-20 victory over Florida in Nokia Sugar Bowl...Earned All-Big East 2nd-team honors as a sophomore...Started 11-of-12 games at SS...Was 5th on team with 74 tackles (48 solo) and was 4th on team with 4.0 sacks...Also amassed 11 TFL, 2 INTs, 4 PD, 1 FF and 1 FR...Named Freshman All-America by both *Football News* and *The Sporting News*...Played and started in all 11 games at FS...Led Miami secondary with 90 TTs, including 61 solo...Led the team in both FFs (4) and INTs (2)...Also netted 7 PD...Named Big East Defensive Player of the Week after recording career-high 15 tackles, including 1 sack at West Virginia...Also had an INT vs. the Mountaineers...Recorded 1st-career INT vs. Cincinnati...Blocked a punt, which was returned 12 yards for a TD in win vs. East Tennessee State...All-State and All-County selection at DB and KR at Drestrehan (St. Rose, LA) HS...*New Orleans Times-Picayune* District Most Valuable Defensive Player as senior...Totalled 83 tackles, 7 INTs, 12 PD and 3 FF as senior...Saw action at RB and QB...Also returned 3 punts for TDs...Averaged 20 points per game as member of basketball team as senior...State qualifier in javelin and 4x100 relay...Was member of Hurricane track and field



ED REED 20

team... Graduated with degree in liberal arts in May 2001... Took graduate level writing course in fall of 2001... Co-hosted the College Bound Foundation's annual Mid-Summer Fest fundraiser with WBAL-TV's Gerry Sandusky in July 2002... Participated in Toy Drive with Sam's Club during December... Appeared at the All Community Team Auction party in '02, '03 and '04... Ed, along with other Ravens teammates, gave an inspirational message to high school students about segments of the Ravens R.I.S.E. program... Ravens produced 4 Ravens R.I.S.E. assemblies for Baltimore-area high school students... At each event, Ravens players discussed how to Realize, Improve, Share and Expand their talents (R.I.S.E.)... The interactive and motivational assemblies incorporated music, visual presentations and Q&A periods with the high schoolers... Ed also signed autographs at a military unit in Hawaii during the 2003 Pro Bowl... Second-oldest of 5 brothers... Wrote the "Eye of the Hurricane," a weekly diary on baltimore Ravens.com in 2003... Was a weekly correspondent for the NFL Network during the 2003 season... Surprised his mother by buying and fully furnishing a house for her in 2002, before he bought a house for himself... Established relationship with Booker T. Washington Middle School, where Ed visits students and provides tickets to each home game to the middle schoolers who reach certain incentives... Hosted BTW students for a day at mini-camp in June 2004... Also ran a football camp in his hometown in 2003... Filmed PSA with Governor Robert Ehrlich to encourage fans to nominate youth service organizations for the Ravens Honor Rows program... Participated in the All Community Team Auction Party in December 2004, helping to raise over \$200,000 in the silent and live auctions... Named a finalist for the America Online Kids Choice Awards... Born on 9/11/78, in St. Rose, LA... Full name: Edward Earl Reed, Jr.

2004

Game-by-Game Tackles

Ravens

Date/Opp.	TT	Solo	AS	INT	FF	FR	Sacks	PD
9/12 @ Cle.	5	4	1	0-0	0	0	0-0	0
9/19 vs. Pit.	7	6	1	0-0	0	0	0-0	1
9/26 @ Cin.	4	4	0	2-90	0	0	0-0	3
10/4 vs. KC	7	6	1	0-0	0	0	0-0	0
10/10 @ Was.	6	6	0	0-0	1	1	1-15	0
10/24 vs. Buf.	5	5	0	1-14	0	0	0-0	1
10/31 @ Phi.	5	5	0	0-0	0	0	1-13	0
11/7 vs. Cle.	5	4	1	1-106	0	0	0-0	2
11/14 @ NYJ	9	8	1	1-78	0	0	0-0	1
11/21 vs. Dal.	3	2	1	1-2	0	0	0-0	3
11/28 @ NE	7	7	0	0-0	0	0	0-0	1
12/5 vs. Cin.	8	8	0	1-21	1	1	0-0	1
12/12 vs. NYG	4	3	1	1-6	0	0	0-0	1
12/19 @ Ind.	6	4	2	0-0	0	0	0-0	0
12/26 @ Pit.	6	6	0	0-0	1	0	0-0	0
1/2/05 vs. Mia.	2	2	0	1-41	0	0	0-0	3
Totals	89	80	9	9-358	3	2	2-26	17

2003

Game-by-Game Tackles

Ravens

Date/Opp.	TT	Solo	AS	INT	FF	FR	Sacks	PD
9/7 @ Pit.	14	10	4	0-0	0	0	0-0	0
9/14 vs. Cle.	4	4	0	2-55	0	0	0-0	4
9/21 @ SD	10	9	1	1-27	0	0	0-0	4
9/28 vs. KC	4	3	1	0-0	0	0	1-12	0
10/12 @ Ari.	6	6	0	1-33	0	0	0-0	1
10/19 @ Cin.	3	3	0	0-0	0	0	0-0	1
10/26 vs. Den.	3	3	0	0-0	0	0	0-0	0
11/2 vs. Jax.	2	2	0	0-0	0	0	0-0	1
11/9 @ STL	5	5	0	1-0	0	0	0-0	1
11/16 @ Mia.	11	10	1	1-10	0	0	0-0	3
11/23 vs. Sea.	10	7	3	0-0	0	0	0-0	0
11/30 vs. SF	3	2	1	0-0	0	0	0-0	1
12/7 vs. Cin.	5	4	1	0-0	0	0	0-0	1
12/14 @ Oak.	5	3	2	0-0	0	0	0-0	1
12/21 @ Cle.	6	5	1	0-0	0	0	0-0	0
12/28 vs. Pit.	1	1	0	1-7	0	0	0-0	1
Totals	92	77	15	7-132	0	0	1-12	19

Playoffs

1/3/04 vs. Ten.	3	3	1-23	0	0	0	0-0	2
Totals	3	3	1-23	0	0	0	0-0	2

2002

Game-by-Game Tackles

Ravens

Date/Opp.	TT	Solo	AS	INT	FF	FR	Sacks	PD
9/8 @ Car.	2	2	0	0-0	0	0	0-0	1
9/15 vs. TB	2	1	1	0-0	0	0	0-0	0
9/30 vs. Den.	4	4	0	1-21	0	0	0-0	1
10/6 @ Cle.	3	3	0	1-59	0	0	0-0	4
10/13 @ Ind.	4	4	0	0-0	0	0	1-3	0
10/20 vs. Jax.	6	5	1	0-0	0	0	0-0	0
10/27 vs. Pit.	6	6	0	0-0	0	0	0-0	0
11/3 @ Atl.	7	7	0	0-0	0	0	0-0	2
11/10 vs. Cin.	6	3	3	2-67	0	0	0-0	2
11/17 @ Mia.	5	4	1	0-0	0	0	0-0	1
11/24 vs. Ten.	7	5	2	0-0	0	0	0-0	0
12/1 @ Cin.	6	5	1	0-0	0	0	0-0	0
12/8 vs. NO	7	3	4	0-0	0	0	0-0	1
12/15 @ Hou.	4	3	1	1-20	0	0	0-0	1
12/22 vs. Cle.	6	6	0	0-0	1	0	0-0	0
12/29 @ Pit.	11	8	3	0-0	0	0	0-0	0
Totals	86	69	17	5-167	1	0	1-3	13



ED REED

ED REED 20

REGULAR SEASON

Year	TT	Solo	AS	INTs	FR	FF	TDs	Sacks	PD
2002	86	69	17	5-167	0	1	0	1.0-3	13
2003	92	77	15	*7-132	1	0	0	1.0-12	*19
2004	89	80	9	*#9-358	1	2	1	2.0-28	*17
Totals	267	226	41	21-657	2	3	1	4.0-43	49

*- Led team and NFL

#- NFL and franchise record

CAREER SINGLE-GAME HIGHS (regular season)

Total Tackles:

14 (9/7/03 at Pit.)

Sacks:

1 4 times (last: 10/31/04 at Phi.)

Forced Fumbles:

1 4 times (last: 12/26/04 at Pit.)

Passes Defensed:

4 3 times (last: 9/21/03 at SD)

Solo Tackles:

10 2 times (last: 11/16/03 at Ind.)

INTs:

2 3 times (last: 9/26/04 at Cin.)

Fumble Recoveries:

1 2 times (last: 12/26/04 at Pit.)

SPECIAL TEAMS TACKLES (8): 2002 (8)

BLOCKED PUNTS (4): 2002 (2); 2003 (2)

-1st in team history vs. Den. (9/30/02)

-3 blocked punt returns for TDs ties an NFL record

POSTSEASON

Year	TT	Solo	AS	INTs	FR	FF	TDs	Sacks	PD
2003	3	3	0	1-23	0	0	0	0-0	2
Totals	3	3	0	1-23	0	0	0	0-0	2

ED REED


DYNAMIC DUO

Ed Reed and Ray Lewis became only the 3rd set of teammates to win the AP's NFL Defensive Player of the Year Award in consecutive seasons since this recognition started in 1971. Entering the 2005 season, they will try to match the Steelers' 3-peat from 1974-76. Below are the NFL teammates who have won the award in consecutive seasons:



Year	Player	Position	Team
2004	Ed Reed	S	Ravens
2003	Ray Lewis	LB	Ravens
1996	Bruce Smith	DE	Bills
1995	Bryce Paup	LB	Bills
1976	Jack Lambert	LB	Steelers
1975	Mel Blount	CB	Steelers
1974	Joe Greene	DT	Steelers






ALAN RICARD
FULLBACK
YEARS IN NFL: 5
HT: 5'11" WT: 237
COLLEGE: N.E. Louisiana
HS: Amite (LA)
BORN: 1/17/77, Independence, MO
JOINED RAVENS: Free Agent, 2000

39

GAMES PLAYED/STARTED: (2001, 5/0); (2002, 16/8); (2003, 16/13); (2004, 16/9) **Total 53/30**
Playoffs (2001, 0/0); (2003, 1/0) **Total 1/0**

TRANSACTIONS: Alan Ricard re-signed with the Ravens on 5/17/04...Signed a contract extension with the Ravens on 2/14/01...Signed by the Ravens as a free agent on 7/21/00 and waived on 8/26/00 before being signed to the practice squad on 8/29/00...Originally signed by Dallas as a rookie free agent on 4/30/99 out of Northeast Louisiana, but was released in training camp.

PRO: Solidified himself as 1 of the top FBs in the league...One of the top blockers in the NFL, Ricard has also proved to be a talented runner and receiver out of the backfield...Saw action in all 16 games in 2004, starting 9...Helped pave the way for the Ravens to rush for 2,063 yards, including 1,006 by Jamal Lewis (who missed 4 1/2 games in 2004) and helped protect Kyle Boller, allowing him to set career highs in every major category...Carried the ball 10 times for 36 yards and had 11 receptions for 39 yards last season...Saw action in all 16 games, starting 13 in 2003...Carried the ball 19 times for 79 yards and had 9 receptions for 62 yards...Also had 1 TD on a 50-yard fumble pickup at SD (9/21/03)...Helped open holes, allowing Jamal Lewis to rush for a franchise-record and league-high 2,066 yards, 2nd all-time in NFL annals behind only Eric Dickerson (2,105 in 1984)...Played in all 16 games, starting 8, in 2002...Opened holes for Jamal Lewis, allowing him to rush for 1,327 yards (8th in the NFL)...Had 14 carries for 58 yards and 3 TDs...Also hauled in 10 receptions for 60 yards...Saw action in 5 games as a backup FB and on special teams in 2001 after spending 2000 on the Ravens' practice squad.



OFF THE FIELD

Alan helped refurbish homes with Sandtown Habitat for Humanity in the Ravens' 6-week long project in 2004. His effort helped the NFL/United Way Hometown Huddle partnership.

2004: Saw action in all 16 games, starting 9...Ricard carried the ball 10 times for 36 yards and had 11 receptions for 39 yards...Ricard helped pave the way for the Ravens to rush for 2,063 yards and helped protect Kyle Boller, allowing him to set career highs in every major category...**2004 SEASON HIGHLIGHTS:** Helped pave the way for the Ravens to rush for 190 yards on 41 carries (4.6 avg.) and helped protect Boller, not allowing a sack, in **game 16 vs. Mia. (1/2/05)**...Helped open holes, allowing the Ravens to rush for 169 yards in the 37-14 victory in **game 13 vs. NYG (12/12)**...Also helped protect Boller, allowing him to throw for a career-high 4 TDs and carried the ball 1 time for 4 yards against the Giants...Started and helped open holes, allowing the Ravens to run for 192 yards on 31 carries (6.2 ypr avg.), in **game 12 vs. Cin. (12/5)**...Carried the ball 2 times for a season-high 18 yards (1 good for a 1st down) and had 1 reception for 7 yards in **game 8 vs. Cle. (11/7)**...Helped protect Boller, allowing him to set a career high with a 108.5 QB rating, and opened up holes, allowing the Ravens to average 4 yards per rush in **game 4 vs. KC (10/4)**...Helped the Ravens to rush for 254 yards in **game 3 at Cin. (9/26)**...Ricard helped Jamal Lewis average a franchise-record 10.3 yards per carry against the Bengals...He also carried the ball 3 times for 9 yards (2 good for 1st downs) and had 1 reception for 8 yards against Cincinnati.

2003: Saw action in all 16 games, starting 13 in 2003...Carried the ball 19 times for 79 yards and had 9 receptions for 62 yards...Also had 1 TD on a 50-yard fumble return at SD (9/21)...Helped open holes, allowing Jamal Lewis to rush for a franchise-record and league high 2,066 yards, 2nd all-time in NFL annals behind only Eric Dickerson (2,105 in 1984)...**2003 SEASON HIGHLIGHTS:** Carried the ball 4 times for 9 yards, including 1 good for a 1st down in **game 15 at Cle. (12/21)**...Also helped to open holes, allowing Jamal Lewis to rush for 205 yards and 2 TDs against the Browns...Helped pave the way for Jamal Lewis to rush for 132 yards and 1 TD in **game 3 at SD**

ALAN RICARD 39

(9/21)...Picked up Jamal Lewis fumble and rumbled 50 yards for a TD in the first quarter against the Chargers...Opened holes for Lewis' historic day in **game 2 vs. Cle. (9/14)**, as Jamal ran for NFL record 295 yards and 2 TDs on 30 carries...Helped Lewis to average 9.8 yards per carry...Carried the ball 2 times for 36 yards (18.0 avg.), with a career-long 30-yard-run in the fourth quarter.

2002: Saw action in all 16 games, starting 8 in his 1st season as a starter...Carried the ball 14 times for 58 yards and 3 TDs and had 10 receptions for 60 yards...Blocking helped the Ravens to average 4.2 yards per carry for the season...Also had 3 special teams tackles...**2002 SEASON HIGHLIGHTS: Scored a career-high 2 TDs in game 16 at Pit. (12/29)**...Carried the ball 3 times for 10 yards and 1 TD against the Steelers...Also had 2 receptions for 9 yards and 1 FR in the end zone for a TD...Carried the ball once for 4 yards, and had 1 reception for 3 yards against the Bengals...Also opened holes, allowing Jamal Lewis to rush for 121 yards (5.5 avg.) and go over 1,000 yards for the season...Added a special teams tackle against the Bengals...Started and **recorded his 1st-career carries in game 8 at Atl. (11/3)**...Ran the ball 3 times for 27 yards (9.0 avg.) and **scored his 1st-career TD (a 19-yard run) against the Falcons**...Started his 1st-career game in **game 1 at Car. (9/8)** and opened holes for RB Jamal Lewis to rush for 64 yards in his 1st game back...Also caught a ball out of the backfield for 7 yards at the Panthers.

2001: Saw action in 5 games as a backup FB and on special teams...Inactive in the postseason...**2001 SEASON HIGHLIGHTS:** Played on special teams in 16-0 win in **game 14 vs. Cin. (12/23)**...Recorded 1 special teams tackle in **game 12 vs. Ind. (12/2)**...Played on special teams in 24-21 win in **game 11 at Jax. (11/25)**...Played on special teams in **season opener vs. Chi. (9/9)**.

2000: Spent time on the Ravens' practice squad during the team's Super Bowl season.

COLLEGE, PERSONAL: A 3-year starter for the Indians and finished his career with 755 yards rushing on 21 attempts (3.5 avg.)...Played in 34 games, starting 21...Ran for 11 TDs and caught 24 passes for 166 yards and 1 TD...Led team in rushing yards during senior campaign (1998) with 383 yards, scoring 7 TDs...Played in all 12 games as a junior in 1997, starting 10...Rushed for 183 yards on 62 carries, scoring 3 TDs...Led the way for TB Marquis Williams to gain 977 yards and 9 TDs...Played in 11 contests as a sophomore in 1996, finishing as team's 2nd-leading rusher with 189 yards on 52 carries...Caught 6 passes for 42 yards against Northwestern State...Did not play in 1995...Majored in criminal justice...Named All-District and honorable mention All-State after recording 117 tackles and 14 sacks his senior year as a LB...Helped team to a 15-0 record and 4A state title...Participated in Ravens holiday visits to children at the University of Maryland Medical Center...Was a regular instructor at Gatorade/Ravens Junior Training Camps throughout Baltimore community during 2002-03 seasons...Helped refurbish homes with Sandtown Habitat for Humanity in the Ravens 6-week long project in 2004, leading up to the NFL/United Way Hometown Huddle...Visited Living Classrooms in December 2004 and spoke with selected Crossroads Middle School students, toured the facility and worked with participants in the Fresh Start program...Name is pronounced: REE-card...Full name: Alan Cardell Ricard.

2004 Game-By-Game

Date/Opp.	RUSHING					RECEIVING				
	No	Yds	Avg	LG	TD	No	Yds	Avg	LG	TD
9/12 @ Cle.	1	1	1.0	1	0	0	0	0.0	0	0
9/19 vs. Pit.	0	0	0.0	0	0	0	0	0.0	0	0
9/26 @ Cin.	3	9	3.0	5	0	1	8	8.0	8	0
10/4 @ KC	0	0	0.0	0	0	0	0	0.0	0	0
10/10 @ Was.	1	3	3.0	3	0	0	0	0.0	0	0
10/24 vs. Buf.	0	0	0.0	0	1	0	0	0.0	0	0
10/31 @ Phi.	2	1	0.5	1	0	-1	-1	-1.0	-1	0
11/7 vs. Cle.	2	18	9.0	14	0	1	7	7.0	7	0
11/14 @ NYJ	0	0	0.0	0	0	0	0	0.0	0	0
11/21 vs. Dal.	0	0	0.0	0	2	5	2.5	5	0	0
11/26 @ NE	0	0	0.0	0	1	0	0.0	0	0	0
12/5 vs. Cin.	0	0	0.0	0	1	4	4.0	4	0	0
12/12 vs. NYG	1	4	4.0	4	0	0	0	0.0	0	0
12/19 @ Ind.	0	0	0.0	0	1	3	3.0	3	0	0
12/26 @ Pit.	0	0	0.0	0	2	13	6.5	7	0	0
1/2/05 vs. Mia.	0	0	0.0	0	0	0	0.0	0	0	0
Totals	10	36	3.6	14	0	11	39	3.5	8	0

ALAN RICARD

2003 Game-By-Game

Date/Opp.	RUSHING					RECEIVING				
	No	Yds	Avg	LG	TD	No	Yds	Avg	LG	TD
9/7 @ Pit.	2	6	3.0	6	0	1	3	3.0	3	0
9/14 vs. Cle.	2	36	18.0	30	0	0	0	0.0	0	0
9/21 @ SD	2	3	1.5	3	0	0	0	0.0	0	0
9/28 vs. KC	0	0	0.0	0	1	1	1.0	1	0	0
10/12 @ Ari.	2	3	1.5	2	0	0	0	0.0	0	0
10/19 @ Cin.	0	0	0.0	0	1	4	4.0	4	0	0
10/26 vs. Den.	0	0	0.0	0	1	10	10.0	10	0	0
11/2 vs. Jax.	0	0	0.0	0	1	2	2.0	2	0	0
11/9 @ STL	2	4	2.0	3	0	0	0	0.0	0	0
11/16 @ Mia.	0	0	0.0	0	0	0	0.0	0	0	0
11/23 vs. Sea.	0	0	0.0	0	0	0	0.0	0	0	0
11/30 vs. SF	1	4	4.0	4	2	22	11.0	15	0	0
12/7 vs. Cin.	1	6	6.0	6	1	10	10.0	10	0	0
12/14 @ Oak.	1	2	2.0	2	0	0	0	0.0	0	0
12/21 @ Cle.	4	9	2.3	6	0	0	0	0.0	0	0
12/28 vs. Pit.	2	6	3.0	4	0	1	10	10.0	10	0
Totals	19	79	4.2	30	0	9	62	6.9	15	0

Playoffs

1/3/04 vs. Ten.	0	0	0.0	0	0	0	0	0.0	0	0
Totals	0	0	0.0	0	0	0	0	0.0	0	0

ALAN RICARD 39

2002

Game-By-Game

Ravens

RUSHING

Date/Opp.	No	Yds	Avg	LG	TD	RECEIVING				
	No	Yds	Avg	LG	TD	No	Yds	Avg	LG	TD
9/8 @ Car.	0	0	0.0	0	0	1	7	7.0	7	0
9/15 vs. TB	0	0	0.0	0	0	1	1	1.0	1	0
9/30 vs. Den.	0	0	0.0	0	0	0	0	0.0	0	0
10/6 @ Cle.	0	0	0.0	0	0	1	5	5.0	5	0
10/13 @ Ind.	0	0	0.0	0	0	0	0	0.0	0	0
10/20 vs. Jax.	0	0	0.0	0	0	0	0	0.0	0	0
10/27 vs. Pit.	0	0	0.0	0	0	0	0	0.0	0	0
11/3 @ Atl.	3	27	9.0	19	1	0	0	0.0	0	0
11/10 vs. Cin.	1	0	0.0	0	0	1	6	6.0	6	0
11/17 @ Mia	2	8	4.0	6	0	0	0	0.0	0	0
11/24 vs. Ten.	0	0	0.0	0	0	1	17	17.0	17	0
12/1 @ Cin.	1	4	4.0	4	0	1	3	3.0	3	0
12/8 vs. NO	1	1	1.0	1	0	1	8	8.0	8	0
12/15 @ Hou.	2	4	2.0	6	0	0	0	0.0	0	0
12/22 vs. Cle.	1	4	4.0	4	0	1	4	4.0	4	0
12/29 @ Pit.	3	10	3.3	6	1	2	9	4.5	7	0
Totals	14	58	4.1	19	2	10	60	6.0	17	0



ALAN RICARD

REGULAR SEASON

RUSHING

Year	No.	Yds.	Avg.	LG	TD
2001	0	0	0.0	0	0
2002	14	58	4.1	19	2
2003	19	79	4.2	30	0
2004	10	36	3.6	14	0
Totals	43	173	4.0	30	2

RECEIVING

Year	No.	Yds.	Avg.	LG	TD
2001	0	0	0.0	0	0
2002	10	60	6.0	17	0
2003	9	62	6.9	15	0
2004	11	39	3.5	8	0
Totals	30	161	5.4	17	0

Ricard had a 50-yard FR for a TD at SD (9/21/03)

RUSHING CAREER SINGLE-GAME HIGHS (regular season)

Carries:

4 (12/21/03 at Cle.)

Yardage:

36 (9/14/03 vs. Cle.)

27 (11/3/02 at Atl.)

Long Gain:

30 (9/14/03 vs. Cle.)

Touchdowns:

1 2 times (last: 12/29/02 at Pit.)

POSTSEASON

RUSHING

Year	No.	Yds.	Avg.	LG	TD
2003	0	0	0.0	0	0
Totals	0	0	0.0	0	0

RECEIVING

Year	No.	Yds.	Avg.	LG	TD
2003	0	0	0.0	0	0
Totals	0	0	0.0	0	0

ALAN RICARD



BRIAN RIMPF
GUARD
YEARS IN NFL: 2
HT: 6'5" WT: 319
COLLEGE: East Carolina
HS: Leesville Road (Raleigh, NC)
BORN: 2/11/81, Raleigh, NC
JOINED RAVENS: Draft 7b (246th), 2004

69

GAMES PLAYED/STARTED: (2004, 1/0) Total 1/0

TRANSACTIONS: Re-signed with the Baltimore Ravens on 3/28/05...Signed to the Ravens' active roster from the practice squad on 12/14/04...Signed to the Ravens' practice squad on 9/7/04...Originally drafted by the Ravens in the 7th round (246th overall) in the 2004 NFL Draft...The pick was awarded to the Ravens as a compensatory selection.

PRO: Strong, wide-body athlete who plays hard every play and provides solid depth along the offensive line...Spent most of his rookie season (2004) on the Ravens' practice squad, and was signed to the active roster on 12/14/04.

2004: Saw action in 1 game as a rookie with the Ravens...Saw his 1st-career action at RG in the season finale vs. Mia. (1/2/05) when Jamal Lewis surpassed the 1,000-yard mark for the 4th time in his career...Was a game-day inactive in **games 14 and 15**...Signed to the Ravens' active roster from their practice squad on 12/14/04.

COLLEGE, PERSONAL: Started 37 consecutive games over his 4-year career at East Carolina...Helped to pave the way for 3 consecutive 1,000-yard rushers, and helped ECU average over 25 points per game in his 4 seasons...Selected 2003 Preseason All-America (2nd-team) by *College Football News*...Named 2003 Preseason All-Conference USA...On the official watch lists for Rotary Lombardi Award and Outland Trophy...Rated as No. 16 T in the nation by *The Sporting News*...Named to Conference USA Commissioner's Academic Honor Roll and ECU Athletic Director's Honor Roll...Started all 12 games and earned 1st-team All-Conference USA honors for the 3rd time in his career as a senior...Also earned All-America honorable mention honors by *SI.com* for the 2nd consecutive year...Named the ECU team captain for the 2nd consecutive year...Helped clear the way for the 3rd-consecutive 1,000-yard rusher in his 4 years at ECU...Helped protect ECU QBs, allowing them to pass for a combined 2,075 yards...Earned team's E.E. Rawl Memorial Award for the 2nd time...Earned 1st-team All-Conference USA and All-America honorable mention honors by *SI.com* as a junior...On official watch lists for 2002 Outland Trophy and Rotary Lombardi Award...Named 3rd-team Preseason All-American by *Football News*...Named team captain...Key blocker for RB Art Brown, who carried for 1,029 yards in 10 games, ECU's 2nd-consecutive 1,000 yard rusher...One of just 11 players in NCAA Division I-A named to the 2002 AFCA Good Works Team in recognition of outstanding community service and civic involvement...Named to the 2002 Verizon Academic All-District III (2nd-team)...Earned 1st-team All-Conference USA honors as a sophomore...Leader of an OL that helped the Pirates' rushing offense rank among the top 25 nationally...Helped block for RB Leonard Henry, who finished as the nation's No. 6 rusher with 1,432 yards...Earned a blocking grade of 80 percent...Earned team's E.E. Rawl Memorial Award for character, scholarship, and athletic achievement...Named to the Conference USA All-Freshman Team...Played in 10 games and made 4 starts as a redshirt freshman...Missed last 2 games of season after suffering broken ankle at West Virginia...Voted team's most outstanding newcomer by coaching staff...Attended Leesville Road (Raleigh, NC) HS...Named All-Conference as a senior...Regarded as 1 of the top prep linemen in the state...Played on DL and collected 87 tackles and 3 sacks in 1998...Honorable mention all-conference as a junior...Outstanding in academics with a 3.9 GPA...Completed undergraduate degree in business in May 2004, and is now pursuing his MBA...Also competed in shot put for track team...Joined teammates in June 2004 for Operation Blessing, where players and volunteers distributed items to Park Heights families...Participated in the Goodwill Gridiron Halloween Party in October 2004...Visited Hamilton Center with Anthony Weaver, Tony Pashos and others, to spend time with residents of the assisted living facility...Working with Sandtown Habitat for Humanity, Rimpf helped rebuild and refurbish a home with teammates and volunteers from United Way, M&T Bank, the mayor's and the governor's offices for the NFL/United Way Hometown Huddle in October 2004...Helped serve Thanksgiving dinner to young men at Aunt Hattie's Place with Jamal Lewis, and other teammates...In December 2004, Rimpf took part in the ESPNZone holiday party and spent time with children from the PAL...Married Lauren McGann in May 2003...During the 2005 offseason, Brian interned with American Express Financial Services in the financial advising department...Full Name: Brian Timothy Rimpf.



SAVARI ROLLE
CORNERBACK
 YEARS IN NFL: 8
 HT: 6'0" WT: 175
 COLLEGE: Florida State
 HS: Miami Beach (FL)
 BORN: 8/10/76, Miami, FL
 JOINED RAVENS: Free Agent, 2005
 PRO BOWLS (1): 2000

22

GAMES PLAYED/STARTED: (1998, 15/1); (1999, 16/16); (2000, 15/15); (2001, 14/14); (2002, 16/16); (2003, 13/13); (2004, 11/11) **Total 100/86**

Playoffs (1999, 4/4); (2000, 1/1); (2002, 2/2); (2003, 2/2) **Total 9/9**

TRANSACTIONS: Signed with the Ravens as an unrestricted free agent on 3/7/05...Originally drafted by the Tennessee Titans in the 2nd round (46th overall) of the 1998 draft.

PRO: A Pro Bowl performer (2000). Rolle is one of the elite players at the CB position...With his height, speed and great instincts, he is the prototypical CB...A veteran CB, Rolle has 100 career games, including 86 starts to his credit...He has also played in 9 postseason contests, including a start in Super Bowl XXXIV...After breaking into the starting lineup in his 2nd season, Rolle tied Miami's Brian Walker with an AFC-high 7 INTs in 2000, the most by a member of the Titans since Marcus Robertson's 7 in 1993...As a result, he was named All-Pro by AP and was voted to start his *1st Pro Bowl*...In his 7 seasons in Tennessee, Rolle collected 297 career tackles (242 solo), 93 PD, 23 INTs, 9 FRs, 8.5 sacks and 1 FF...Rolle led or tied (2001; Andre Dyson) for the team lead in INTs in 4 of his 7 seasons with Tennessee...Rolle and former Oiler Darryll Lewis (1994-97) are the only players in Titans franchise history to tie or lead the team in INTs for 3 consecutive seasons...Though limited to just 11 games in 2004, Rolle collected the 23rd INT of his career, ranking him 10th on the Titans' all-time INT list...In 2003, Rolle's 6 picks ranked 1st on the squad, and he was named an alternate to the Pro Bowl...A big-game player, 16 of his 23 career INTs (81.1%) have come in division games...Rolle tied a franchise record with 3 INTs in a single game (vs. Jax. 12/26/99).

2004: (with Tennessee) Started and saw action in 11 games before a knee injury sidelined him for final 5 games of the season...Posted 26 tackles (24 solo), 6 PD and 1 INT in limited action...**2004 SEASON HIGHLIGHTS:** Started at CB and tallied 6 tackles and 1 PD in **game 9 vs. Chi. (11/14)**...Helped limit Bears to 75 net passing yards...Started at CB and totaled 7 tackles in game 8 in 27-20 win in **game 8 vs. Cin. (10/31)**...Helped limit Pro Bowl WR Chad Johnson to 67 yards on 6 receptions...Started and tallied 1 tackle and 1 PD while limiting WR Jimmy Smith to 3 receptions in **game 3 vs. Jax. (9/26)**...Started and tallied 2 tackles and 1 INT when he intercepted Jay Fiedler in end zone to end Dolphins second quarter scoring drive in the **season opener at Mia. (9/12)**...The INT was the 23rd of his career, which surpassed Marcus Robertson for 10th on team's all-time list.

2003: (with Tennessee) Started each of the 13 games he played, recording a team-high 6 INTs, his 2nd-highest total in career (7 in 2000)...Covered the opposing team's best WR on a weekly basis, collecting 29 tackles, 16 PD and 2 FRs...Started both postseason games, collecting 9 tackles, 2 PD and 1 INT, his 2nd-career postseason INT...Missed 3 games after dislocating his left elbow at NE (10/5)...**2003 SEASON HIGHLIGHTS:** Recorded 1 tackle and 1 PD while limiting Buccaneers leading WR, Keenan McCardell, to 1 reception for 5 yards, his lowest yardage total in a regular season game since 12/20/98 (0 yards) in the **season finale vs. TB (12/28)**...Recorded 1 tackle, while intercepting 2 David Carr passes and returned a third quarter fumble 61 yards for a TD in **game 15 at Hou. (12/21)**...Ended the game by picking off Carr to mark 4th time in his career when he recorded 2 or more INTs...Posted his 3rd INT of the season, intercepting Byron Leftwich while limiting Jimmy Smith, Jacksonville's all-time leader in receptions and receiving yards, to 1 reception for 5 yards, his lowest yardage total in a game since 12/23/00 (0 yards) in **game 10 vs. Jax. (11/16)**...Totaled 4 tackles, 3 PD and 1 INT, which he returned 49 yards to Pittsburgh's 1-yard line to set up a TD with less than 1 minute remaining in the first half in **game 4 at Pit. (9/28)**...Limited WR Plaxico Burress to 4 receptions, keeping him out of the end zone in the game.

2002: (with Tennessee) Started every game, collecting 44 tackles and 2 INTs, helping the defense to the 10th-overall ranking in the league...**2002 SEASON HIGHLIGHTS:** Intercepted a Tommy Maddox pass on Pittsburgh's 2nd play from scrimmage as his 16-yard return helped set up the ensuing Titans TD in the **Divisional playoff vs. Pittsburgh (1/11/03)**...Helped hold the Patriots' offense to a season-low 176 net yards, including just 134 passing yards in **game 13 vs. NE (12/16)**...Posted a **career-high 9 tackles** as he held Pro Bowl WR Marvin Harrison to 9 yards per catch (13.5 career

SAMARI ROLLE 22

average) and kept RB James Munro out of end zone on a 4th-and-goal play in third quarter in **game 8 at Ind. (11/3)**.

2001: (with Tennessee) Started 14 games and tied for the team lead with 3 INTs, which marked the 3rd consecutive season he led the team or tied for the team lead in INTs...He collected 56 tackles, 14 PD, 2 sacks and 2 FRs...**2001 SEASON HIGHLIGHTS:** Posted a team-high 8 tackles, had 1 PD and recorded 1 INT in **game 7 vs. Jax. (11/4)**...Led the secondary with 7 tackles and posted his 1st sack of the season, as well as recording 2 FRs in **game 2 at Jax. (9/23)**.

2000: (with Tennessee) Named as a starter in *his 1st Pro Bowl* and was named 1st-team All-Pro by *AP, Sporting News, Football Digest and College and Pro Football Newsweekly* and was named All-AFC by *Football News* and All-AFC and All-NFL by *Pro Football Weekly*...Led the team and tied for 1st in the AFC with 7 INTs, including 6 picks over a 5-game stretch from 10/30 at Was. to 11/26 at Jax...Helped the team to the NFL's top ranking in pass defense (151.5 yards per game) and total defense (238.4 yards per game)...**2000 SEASON HIGHLIGHTS:** Started and recorded 2 INTs of Mark Brunell in **game 12 at Jax. (11/26)**...Intercepted 2 Brad Johnson passes in a *Monday Night Football* win in **game 8 at Was. (10/30)**...Rolle returned the 1st INT for an 81-yard TD with no time left on clock in the first half...The return was the 6th longest in Titans history...Was named *AFC Defensive Player of the Week*, and the TD return won DirecTV "NFL Play of the Week" Award...Intercepted Doug Pederson in **game 11 vs. Cle. (11/19)** and Kordell Stewart in the first quarter in **game 9 vs. Pit. (11/5)**...Recorded his 1st INT of the season against Kerry Collins in a win in **game 4 vs. NYG (10/1)**.

1999: (with Tennessee) Started all 16 games for the 1st time in his career and led team with 4 INTs...Also ranked 2nd on the team with 17 PD...Was named to the *USA Today's* All-Joe Team, which honors players who are not Pro Bowl players yet, but soon will be...**1999 SEASON HIGHLIGHTS:** Tied a Tennessee franchise record with 3 INTs in **game 15 vs. Jax. (12/26)**, including 2 in the end zone...Intercepted Mark Brunell once and Jay Fiedler twice in becoming 1 of just 3 NFL players (Sam Madison and Champ Bailey) to collect 3 INTs in a game in 1999...*Matched his career high with 2 sacks* in **game 5 vs. Bal. (10/10)**...Produced a game-saving play in **game 3 at Jax. (9/26)**, when he picked off his 1st pass in the end zone with 52 seconds remaining in the game to seal the victory.

1998: (with Tennessee) Saw action in 15 games as a rookie with 1 start (at Sea., 11/29), seeing majority of his action in nickel and dime packages...Led all Tennessee rookie defenders with 30 tackles and ranked 3rd on the team with 7 PD...**1998 SEASON HIGHLIGHTS:** Recorded his *1st-career sack* in **game 13 vs. Bal. (12/6)**, dropping Jim Harbaugh twice in the fourth quarter...Made his *1st-career NFL appearance* in **game 2 vs. SD (9/13)**, recording 3 tackles...Suffered a concussion to his spinal cord in training camp, which caused him to miss the final 3 preseason games and the season opener.

COLLEGE, PERSONAL: Played in 38 games, starting 24 at Florida State...Posted 111 career tackles and hauled in 12 INTs in his 4 seasons with the Seminoles...Four of his career INTs came versus in-state rival Miami...As a senior, Rolle was named 3rd-team All-America by *Football News* and 1st-team All-ACC after recording a team-high 7 INTs...He was named ACC DB of the Week after picking off a pair of passes in a 47-0 victory over Miami...As a junior, recorded an INT in a No. 1-vs.-No. 2 showdown with Florida in Tallahassee...Majored in political science...Named Super Prep Dixie Defensive Player of the Year and was a Dream Team selection by *Blue Chip Illustrated* for Miami Beach (FL) High Tide...He had 62 tackles and 6 INTs as a senior and also threw for 1,217 yards and 8 TDs at QB, rushed for 402 yards and returned 3 punts for TDs...He also played in the Super 24 Florida-Georgia All-Star Game...Along with his wife, Danisha, and the Samari Rolle Foundation, in 2002, he kicked off a bowling tournament featuring his Titans teammates, members of the media and corporate sponsors...His foundation, which helps inner-city residents, has also sponsored a Thanksgiving turkey giveaway, a Christmas toy giveaway, an event that provided free makeovers for homeless women and free sneakers from his Reebok account to inner-city youth...One of his framed jerseys of NFL players in Rolle's "Game Room" is former high school teammate and current New England Patriot CB Duane Starks, who was chosen by the Baltimore Ravens in 1st round of the 1999 draft...He wears #22 with the Ravens as a tribute to Starks...Rolle had a satellite dish installed in order to watch high school football games featuring teams from the states of Florida, California and Texas...Rolle, who wants to become a scout following his playing days, can watch live games in his living room on Friday nights or taped contests following games on Sundays; his interests are always on the up and coming CBs in the country...Samari and his wife, Danisha, have a daughter, Samara (2/29/00)...Named after an African king, "Samari" which literally means "strength"...Full name: Samari Toure Rolle.

SAMARI ROLLE 22

2004

Game-by-Game Tackles

Titans

Date/Opp.	TT	Solo	AS	INT	FF	FR	Sacks	PD
9/11 @ Mia.	2	2	0	1-0	0	0	0-0	1
9/19 vs. Ind.	3	2	1	0-0	0	1	0-0	1
9/26 vs. Jax.	1	1	0	0-0	0	0	0-0	1
10/3 @ SD	1	1	0	0-0	0	0	0-0	0
10/11 @ GB	1	1	0	0-0	0	0	0-0	1
10/17 vs. Hou.	1	1	0	0-0	0	0	0-0	1
10/24 @ Min.	1	1	0	0-0	0	0	0-0	0
10/31 vs. Cin.	7	7	0	0-0	0	0	0-0	0
11/14 vs. Chi.	6	6	0	0-0	0	0	0-0	1
11/21 @ Jax.	1	0	1	0-0	0	0	0-0	0
11/28 @ Hou.	2	2	0	0-0	0	0	0-0	0
12/5 @ Ind.				INACTIVE-KNEE				
12/13 vs. KC				INACTIVE-KNEE				
12/19 @ Oak.				INACTIVE-KNEE				
12/25 vs. Den.				INACTIVE-KNEE				
1/2/05 vs. Det.				INACTIVE-KNEE				
Totals	26	24	2	1-0	0	1	0-0	6

2002

Game-by-Game Tackles

Titans

Date/Opp.	TT	Solo	AS	INT	FF	FR	Sacks	PD
9/8 vs. Phi.	3	2	1	0-0	0	0	0-0	0
9/15 @ Dal.	2	2	0	0-0	0	0	0-0	2
9/22 vs. Cle.	4	3	1	0-0	0	0	0-0	1
9/29 @ Oak.	1	0	1	0-0	0	0	0-0	0
10/6 vs. Was.	4	4	0	0-0	0	0	0-0	2
10/13 vs. Jax.	2	2	0	0-0	0	0	0-0	0
10/27 @ Cin.	6	5	1	0-0	0	0	0-0	0
11/3 @ Ind.	9	8	1	0-0	0	0	0-0	1
11/10 vs. Hou.	1	1	0	1-0	0	0	0-0	1
11/17 vs. Pit.	2	2	0	0-0	0	0	0-0	1
11/24 @ Bal.	2	2	0	0-0	0	0	0-0	0
12/1 @ NYG	1	0	1	0-0	0	0	0-0	0
12/8 vs. Ind.	1	1	0	0-0	0	0	0-0	2
12/16 vs. NE	2	1	1	0-0	0	0	0-0	1
12/22 @ Jax.	3	3	0	0-0	0	0	0-0	1
12/29 @ Hou.	1	1	0	1-0	0	0	0-0	3
Totals	44	37	7	2-0	0	0	0-0	14

Playoffs

1/11/03 vs. Pit.	2	2	0	1-15	0	0	0-0	1
1/19/03 @ Oak.	4	4	0	0-0	0	1	0-0	1
Totals	6	6	0	1-16	0	1	0-0	2

2000

Game-by-Game Tackles

Titans

Date/Opp.	TT	Solo	AS	INT	FF	FR	Sacks	PD
9/3 @ Buf.	4	3	1	0-0	0	0	1-8	1
9/10 vs. KC	3	3	0	0-0	0	0	0-0	1
9/24 @ Pit.	1	1	0	0-0	0	0	0-0	2
10/1 vs. NYG	2	1	0	1-41	0	0	0-0	2
10/8 @ Cin.	3	3	0	0-0	0	0	0-0	1
10/16 vs. Jax.	2	2	0	0-0	0	2	0-0	1
10/22 @ Bal.				INACTIVE - ANKLE				
10/30 @ Was.	4	4	0	2-81	0	0	0-0	2
11/5 vs. Pit.	1	0	1	1-1	0	0	0-0	0
11/12 vs. Bal.	4	3	1	0-0	0	0	0-0	0
11/19 vs. Cle.	2	0	2	1-18	0	0	0-0	0
11/26 @ Jax.	3	2	1	2-(-1)	0	0	0-0	1
12/3 @ Phi.	6	1	5	0-0	0	0	0-0	0
12/10 vs. Cin.	3	2	1	0-0	0	0	0-0	0
12/17 @ Cle.	3	2	1	0-0	0	0	0-0	2
12/25 vs. Dal.	1	0	1	0-0	0	0.5-1.5	1	1
Totals	42	27	15	7-140	0	2	1.5-9.5	14

Playoffs

1/7/01 vs. Bal.	3	3	0	0-0	0	0	0-0	0
Totals	3	3	0	0-0	0	0	0-0	0

2003

Game-by-Game Tackles

Titans

Date/Opp.	TT	Solo	AS	INT	FF	FR	Sacks	PD
9/7 vs. Oak.	5	3	2	0-0	0	0	0-0	1
9/14 @ Ind.	3	3	0	0-0	0	0	0-0	0
9/21 vs. NO	0	0	0	0-0	0	1	0-0	2
9/28 @ Pit.	4	3	1	1-49	0	0	0-0	3
10/5 @ NE	0	0	0	0-0	0	0	0-0	0
10/12 vs. Hou.				INACTIVE-ELBOW				
10/19 @ Car.				INACTIVE-ELBOW				
10/26 @ Jax.				INACTIVE-ELBOW				
11/9 vs. Mia.	2	1	1	1-36	0	0	0-0	2
11/16 vs. Jax.	1	1	0	1-52	0	0	0-0	1
11/23 @ Atl.	2	2	0	0-0	0	0	0-0	0
12/1 @ NYJ	2	2	0	1-4	0	0	0-0	2
12/7 vs. Ind.	6	4	2	0-0	0	0	0-0	1
12/14 vs. Buf.	2	2	0	0-0	0	0	0-0	1
12/21 @ Hou.	1	1	0	2-0	0	1	0-0	2
12/28 vs. TB	1	1	0	0-0	0	0	0-0	1
Totals	29	23	6	6-141	0	2	0-0	16

Playoffs

1/3/04 @ Bal.	5	4	1	1-1	0	0	0-0	2
1/10/04 @ NE	4	4	0	0-0	0	0	0-0	0
Totals	9	8	1	1-1	0	0	0-0	2

2001

Game-by-Game Tackles

Titans

Date/Opp.	TT	Solo	AS	INT	FF	FR	Sacks	PD
9/9 vs. Min.	1	1	0	0-0	0	0	0-0	2
9/23 @ Jax.	7	7	0	0-0	0	2	1-0	0
10/7 @ Bal.	4	4	0	0-0	0	0	0-0	0
10/14 vs. TB				INACTIVE-NECK				
10/21 @ Del.				INACTIVE-NECK				
10/29 @ Pit.	2	2	0	0-0	0	1-4	0	0
10/4 vs. Jax.	8	7	1	1-0	0	0	0-0	1
11/12 vs. Bal.	5	4	1	0-0	0	0	0-0	1
11/18 @ Cin.	4	4	0	1-0	0	0	0-0	2
11/25 vs. Pit.	2	1	1	0-0	0	0	0-0	1
12/2 @ Cle.	5	4	1	0-0	0	0	0-0	2
12/9 @ Min.	2	2	0	0-0	0	0	0-0	1
12/16 vs. GB	1	1	0	0-0	0	0	0-0	1
12/22 @ Oak.	3	3	0	0-0	0	0	0-0	1
12/30 vs. Cle.	4	1	3	0-0	0	0	0-0	0
1/6/02 vs. Cin.	8	8	0	1-3	0	0	0-0	2
Totals	56	49	7	3-3	0	0	2-4	14

Playoffs

1/8/00 vs. Buf.	4	2	2	0-0	0	0	0-0	1
1/16/00 @ Ind.	4	4	0	0-0	0	0	0-0	1
1/23/00 @ Jax.	4	4	0	0-0	0	0	0-0	0
1/30/00 @ STL	1	1	0	0-0	0	0	0-0	1
Totals	13	11	2	0-0	0	0	0-0	3

SAMARI ROLLE


SAMARI ROLLE 22

1998

Game-by-Game Tackles

Oilers

Date/Opp.	TT	Solo	AS	INT	FF	FR	Sacks	PD
9/6 @ Cin.	INACTIVE-SPINALCORD CONCUSSION							
9/13 vs. SD	3	3	0	0-0	0	0	0-0	0
9/20 @ NE	3	3	0	0-0	0	0	0-0	0
9/27 vs. Jax.	2	2	0	0-0	1	0	0-0	0
10/11 @ Bal.	3	2	0	0-0	0	0	0-0	1
10/18 vs. Cin.	1	1	0	0-0	0	0	0-0	0
10/25 vs. Chi.	2	1	1	0-0	0	0	0-0	0
11/1 @ Pit.	2	1	1	0-0	0	0	0-0	1
11/8 @ TB	2	2	0	0-0	0	0	0-0	0
11/15 vs. Pit.	1	1	0	0-0	0	0	0-0	0
11/22 vs. NYJ	5	3	2	0-0	0	0	0-0	1
11/29 @ Sea.	3	2	1	0-0	0	0	0-0	0
12/6 vs. Bal.	2	2	0	0-0	0	0	2-14	2
12/13 @ Jax.	1	0	1	0-0	0	0	0-0	2
12/20 @ GB	0	0	0	0-0	0	0	0-0	0
12/26 vs. Min.	0	0	0	0-0	0	0	0-0	0
Totals	28	22	6	0-0	1	0	2-14	7



REGULAR SEASON

Year	TT	Solo	AS	INTs	FR	FF	TDs	Sacks	PD
<i>Oilers/Titans</i>									
1998	30	22	8	0-0	0	1	0	2-14	7
1999	70	57	13	4-65	2	0	0	3-29	17
2000	42	27	15	7-140	2	0	0	1.5-9.5	19
2001	56	49	7	3-3	2	0	0	2.0-4	14
2002	44	37	7	2-0	0	0	0	0.0-0	14
2003	29	23	6	6-141	2	0	0	0.0-0	16
2004	26	24	2	1-0	1	0	0	0.0-0	6
Totals	297	239	58	23-349	9	1	0	8.5-56.5	93

CAREER SINGLE-GAME HIGHS (regular season)

Total Tackles:

9 (11/3/02 at Ind.)

Sacks:

2 2 times (last: 10/10/99 vs. Bal.)

Forced Fumbles:

1 (9/27/98 vs. Jax.)

Passes Defensed:

4 2 times (last: 11/28/99 at Cle.)

Solo Tackles:

8 2 times (last: 11/3/02 at Ind.)

INTs:

3 (12/26/99 vs. Jax.)

Fumble Recoveries:

2 (9/23/01 at Jax.)

POSTSEASON

Year	TT	Solo	AS	INTs	TD	FR	FF	TDs	Sacks	PD
<i>Titans</i>										
1999	13	11	3	0-0	0	0	0	0	1.0-2	3
2000	3	3	0	0-0	0	0	0	0	0.0-0	0
2002	6	6	0	1-16	0	1	0	0	0.0-0	2
2003	9	8	1	1-1	0	0	0	0	0.0-0	2
Totals	31	28	3	2-17	0	1	0	0	1.0-2	7

SAMARI ROLLE



B.J. SAMIS
RETURN SPECIALIST

YEARS IN NFL: 2
HT: 5'10" WT: 185
COLLEGE: McNeese State
HS: Mandeville (LA)
BORN: 10/29/80, Mandeville, LA.
JOINED RAVENS: Rookie Free Agent, 2004

36


GAMES PLAYED/STARTED: (2004, 16/1) **Total 16/1**

TRANSACTIONS: B.J. Sams re-signed with the Baltimore Ravens on 5/23/05...Originally signed with the Ravens on 4/30/04 as a rookie free agent.

PRO: An explosive return specialist who possesses superior quickness and excels in the open field...Earned **2nd-team All Pro** honors from *College and Pro Football Weekly*, and was an **All Conference** and **All Rookie** choice by the *Pro Football Writers* as a rookie...Sams burst on the scene as a rookie when he set a new **single-season franchise record with 1,826 combined return yards**, including a **franchise-record 1,251 KOR yards**...Sams also posted the 2nd-most punt return yards in franchise history (575 yards), including 2 punt returns for TDs...Showing his versatility, Sams also saw action at RB and WR as a rookie, scoring 1 rushing TD.

2004: Earned **2nd-team All Pro** honors from *College and Pro Football Weekly*, and was an **All Conference** and **All Rookie** choice by the *Pro Football Writers* as a rookie...Saw action in all 16 games, starting 1 at WR (10/10 at Was.)...Sams set a new single-season franchise record with 1,826 combined return yards (formerly held by Jermaine Lewis, 1,558 yards in 2001)...Sams also tied for the league lead and franchise record with 2 PRs for TDs in a season...Returned 59 kicks for 1,251 yards (21.2 avg.) and 55 punts for 575 yards (10.5 avg.), with a long of 78 and 2 TDs...Sams already moved to 3rd place on the Ravens' all-time lists for PR and KOR yards...He also had 4 rushing attempts for 19 yards (4.8 avg.) in 2004...Sams returned 5 punts for a career-high 101 yards, including a 78-yard TD against the Redskins on Sunday Night Football (10/10)...**2004 SEASON HIGHLIGHTS:** Returned 4 KO for 123 yards (30.8 yard average), including a **career long of 64**, and had 3 punt returns for 27 yards in **game 14 at Ind. (12/19)**...With his 150 return yards against the Colts, Sams set a new **single-season franchise record with 1,826 combined return yards** (formerly held by Jermaine Lewis, 1,558 yards in 2001)...Scored his **1st-career rushing TD**, as he carried the ball 1 time for 5 yards in **game 6 vs. Buf. (10/24)**...Also returned 3 KO for 61 yards (20.3 avg.) and 1 punt for 2 yards against the Bills...Gave the Ravens their 1st lead of the ball game (14-10) in the third quarter when he returned a punt a **career-long 78 yards** for a TD in **game 5 at Was. (10/10)**...Sams had 5 punt returns for 101 yards (20.2 avg.) and 3 KORs for 51 yards (17.0 avg.)...Combined with his KOR for TD in week 4, Sams and Jermaine Lewis are the only players in Ravens history to have 2 PRs for TD in a single season in Ravens history...Had 2 PRs for 67 yards (33.5 avg.), including 1 he returned 58 yards for his **1st-career TD** (the 1st PR for a TD in the NFL in 2004) in **game 4 vs. KC (10/4)**...Sams also averaged 30.5 yards per KOR (tied for 5th-best single game mark) on 6 runs against the Chiefs.

COLLEGE, PERSONAL: A 3-year starter at McNeese State, Sams averaged 11 yards per punt, with 3 TDS, and 24.6 yards per kickoff for the Cowboys...In 48 career games, Sams amassed 4,903 all-purpose yards with 19 TDs...Sams caught 38 passes for 299 yards as a senior (7.9 yd avg.)...Led Southland Conference and ranked 9th in the nation in all-purpose yards with 166.9 ypg...Named McNeese athlete of the year, and Southland Conference Player of the Year for his performance in the 2003 season...Earned national player of the week awards twice his junior season for games against Western Kentucky and Villanova...Set a school record with 316 all-purpose yards against Western Kentucky...Returned punts for TDs against Youngstown State (81) and Western Kentucky (59)...Led the team in all-purpose running (1,120), kickoff returns (25.2 yards/ret), and punt returns (11.5 yards/ret) as a sophomore...Had 474 receiving yards on 26 catches with 4 TDs, including 7 receptions for 135 yards and 2 TDs against West Virginia Tech...As a true freshman, caught 1 pass for 17 yards, and returned a kickoff for 27 yards...Sams was McNeese's team MVP in 2002 and



OFF THE FIELD

In December 2004, Sams and teammate WR Clarence Moore served lunch to Pig Town residents at Paul's Place Outreach Center, a full service facility for the impoverished, equipped with a soup kitchen.

B.J. SAMS 36

2003...Attended Mandeville (Mandeville, LA) HS, where he was named All-State and district MVP...B.J. joined teammates in June, 2004 for Operation Blessing and helped distribute perishable and non-perishable food and supplies to over 2,000 families in Park Heights...With fellow rookies, B.J. participated in a rookie cooking class at ESPNZone in Baltimore, where players were taught lessons on how to cook simple meals...With several teammates, B.J. helped rebuild homes with Sandtown Habitat for Humanity...In December 2004, Sams and teammate WR Clarence Moore served lunch to Pig Town residents at Paul's Place Outreach Center, a full service facility for the impoverished, equipped with a soup kitchen...He also spoke with children when he visited Kinder Care in Colombia, MD and Bay Brook Elementary in Baltimore during the 2005 offseason...Full Name: Bradley Jamar Sams.

2004

Game-by-Game

Ravens

KICKOFF RETURNS

Date/Opp.	No.	Yds.	Avg.	LG	TD	No.	FC	Yds	Avg.	LG	TD	No.	Yds.	Avg.	LG	TD	No.	Yds.	Avg.	LG	TD	
9/12 @ Cle.	4	78	19.5	28	0	5	0	0	0.0	4	0	0	0	0.0	0	0	0	0	0.0	0	0	0
9/19 vs. Pit.	3	46	15.3	20	0	5	0	59	11.8	33	0	0	0	0.0	0	0	0	0	0.0	0	0	0
9/26 @ Cin.	3	55	18.3	28	0	4	0	84	21.0	63	0	1	8	8.0	8	0	0	0	0.0	0	0	0
10/4 vs. KC	6	183	30.5	44	0	2	2	67	33.5	58	1	0	0	0.0	0	0	0	0	0.0	0	0	0
10/10 @ Was.	3	51	17.0	22	0	5	1	101	20.2	78	1	0	0	0.0	0	0	0	0	0.0	0	0	0
10/24 vs. Buf.	3	61	20.3	25	0	1	0	2	2.0	2	0	1	5	5.0	5	1	0	0	0.0	0	0	0
10/31 @ Phi.	2	42	21.0	26	0	3	0	18	6.0	13	0	1	2	2.0	2	0	1	2	2.0	2	0	0
11/7 vs. Cle.	4	61	15.3	19	0	4	0	33	8.3	18	0	0	0	0.0	0	0	0	0	0.0	0	0	0
11/14 @ NYJ	4	101	25.3	32	0	7	1	45	6.4	19	0	0	0	0.0	0	0	0	0	0.0	0	0	0
11/21 vs. Dal.	3	42	14.0	22	0	4	1	25	6.3	18	0	0	0	0.0	0	0	0	0	0.0	0	0	0
11/28 @ NE	6	106	17.7	28	0	3	0	32	10.7	12	0	0	0	0.0	0	0	0	0	0.0	0	0	0
12/5 vs. Cin.	5	104	20.8	29	0	2	0	-4	-2.0	0	0	0	0	0.0	0	0	0	0	0.0	0	0	0
12/12 vs. NYG	2	45	22.5	24	0	5	2	54	10.8	20	0	1	4	4.0	4	0	0	0	0.0	0	0	0
12/19 @ Ind.	4	123	30.8	64	0	3	3	27	9.0	13	0	0	0	0.0	0	0	0	0	0.0	0	0	0
12/26 @ Pit.	3	75	25.0	42	0	0	0	0	0.0	0	0	0	0	0.0	0	0	0	0	0.0	0	0	0
1/2/05 vs. Mia.	4	78	19.5	24	0	2	2	32	16.0	23	0	0	0	0.0	0	0	0	0	0.0	0	0	0
Totals	59	1251	21.2	64	0	55	12	575	10.5	78	2	4	19	4.8	8	1	1	2	2.0	2	0	0

REGULAR SEASON

KICKOFF RETURNS

Year	No.	Yds.	Avg.	LG	TD
2004	59	1,251	21.2	64	0
Totals	59	1,251	21.2	64	0

CAREER SINGLE-GAME HIGHS (regular season)

Returns:

6 2 times (last: 11/28/04 at NE)

Yardage:

183 (10/4/04 vs. KC)

Long Gain:

64 (11/28/04 at NE)

PUNT RETURNS

Year	No.	FC	Yds.	Avg.	LG	TD
2003	55	12	575	10.5	78t	2
Totals	55	12	575	10.5	78t	2

CAREER SINGLE-GAME HIGHS (regular season)

Returns:

7 (11/14/04 at NYJ)

Yardage:

101 (10/10/04 at Was.)

Long Gain:

78t (10/10/04 at Was.)

Touchdowns:

1 2 times (last: 10/10/04 at Was.)

B.J. SAMS



DEION SANDERS
CORNERBACK
YEARS IN NFL: 14
HT: 6'1" WT: 198
COLLEGE: Florida State
HS: North Fort Myers (FL)
BORN: 8/9/67, Fort Myers, FL
JOINED RAVENS: Free Agent, 2004
NO BOWLS (8): 1991-94, 96-99

37

GAMES PLAYED/STARTED: (1989, 15/10); (1990, 16/16); (1991, 16/15); (1992, 13/12); (1993, 11/10); (1994, 14/12); (1995, 9/9); (1996, 16/16); (1997, 13/13); (1998, 11/11); (1999, 14/14); (2000, 16/15); (2004, 9/2) **Total 173/155**

Playoffs (1991, 2/2); (1994, 3/3); (1995, 3/3); (1996, 2/2); (1998, 1/1); (1999, 1/1) **Total 12/12**

TRANSACTIONS: Re-signed with the Ravens on 6/8/05...Signed with the Ravens as free agent on 9/1/04...Terminated (opted for free agency) by the Chargers on 2/27/03...Claimed by the Chargers off waivers on 12/24/02...Waived by the Washington Redskins on 12/23/02...Placed on reserve, retired list on 7/28/01...Signed as a free agent by the Redskins on 6/6/00...Terminated, vested veteran by the Dallas Cowboys on 6/2/00...Signed as a free agent by the Cowboys on 9/21/95...Option not exercised by the San Francisco 49ers on 2/16/95...Signed as a free agent by the 49ers on 9/15/94...Contract expired with the Atlanta Falcons on 2/17/94...Originally selected by the Falcons in 1st round (5th overall) of the 1989 draft.

PRO: *Eight-time Pro Bowl performer (1991-94, 96-99) and 1994 NFL Defensive Player of the Year*, who is 1 of the most dynamic players in NFL history...Sanders redefined the CB position, and the future Hall of Famer is known as the 1st "shutdown" CB to ever play...Sanders has 494 career tackles (377 solo), 122 PD and 48 regular season INTs; 8 of which he returned for TDs, ranking him 4th on the league's all-time list, behind former Raven Rod Woodson (12), Ken Houston and Aeneas Williams (9)...He holds the NFL record with 18 career TDs scored on returns (punt, KR, INT and FR)...In 1996 (Cowboys), he became the 1st 2-way starter in the NFL since the Eagles' Chuck Bednarik in 1962...He is the only player in Super Bowl history to have both a pass reception and INT, and *is the only man in pro sports history*

to play in both a World Series (with the Atlanta Braves in 1992) and a Super Bowl (with San Francisco in 1994 and Dallas in 1995)...Sanders has returned his 48-career INTs for 1,187 yards (4th in league history) for a 24.2 average...With his 480 attempts (carries, catches and rushes), Sanders has gained 7,624 yards, for a 15.9-yard average...He has scored a TD 6 different ways: INTs (8), PRs (6), receiving (3), KR (3), rushing (1) and FRs (1)...Sanders has 207-career punt returns for 2,158 yards (10.4 avg.), with a long of 83 and 6 TDs...He has 154-career KOs for 3,524 yards (22.9 avg.) with a long of 100 and 3 TDs...Sanders also has 60 receptions for 784 yards, with a long of 70 and 3 TDs during his 13-year career.

2004: (with Baltimore) Saw action in 9 games, starting 2, while being slowed by hamstring and foot injuries...Lined up at 4 different positions (PR, DB, RB and WR) throughout the season...Had 3 INTs for 156 yards, 1 TD and 5 punt returns for 41 yards...**AFC Defensive Player of the Week** (Week 7) for performance against Buf. (10/24) when he recorded 2 tackles and 2 INTs (the 50th and 51st of his career), 1 of which he returned 48 yards for a TD (9th of his career – tying him for 2nd in NFL history)...**2004 SEASON HIGHLIGHTS:** Saw his 1st action in 4 games, had 1 tackle and a took a pitch from Ed Reed (on an INT), returning it 16 yards to set up a FG with 3 seconds remaining in the first half in the 37-14 victory in **game 13 vs. NYG (12/12)**...Saw action on both sides of the ball, starting at WR and playing DB before leaving the game with an injured foot in **game 8 vs. Cle. (11/7)**...Lined up at 4 different positions (PR, DB, RB and started at WR) in **game 7 at Phi. (10/31)**...Recorded 3 solo tackles and 1 PD against the Eagles...Recorded 2 tackles and 2 INTs (the 50th and 51st of his career), 1 of which he returned 48 yards for a TD (9th of his career – tying him for 2nd in NFL history) in **game 6 vs. Buf. (10/24)**...His 2nd INT against the Bills was in the fourth quarter in the end zone (downed it for a touchback) with the Bills on the Ravens' 19 yard-line...Posted 1 tackle and 2 PD, including his 1st INT as a Raven (49th of his career), which he

"The passion is still there, and that hasn't [waned]. People say, 'Well you can't do this anymore,' or 'This part of your game isn't the same.' But the one thing that hasn't changed is how much I enjoy playing, how much I love it. And I especially love it with this bunch of guys."

-Deion Sanders

DEION SANDERS 37

picked off in the end zone and returned 23 yards in **game 5 at Was. (10/10)**...Helped the Ravens' defense hold the Redskins to 107 total yards (2nd-lowest total in team history), including a franchise-record low 55 yards passing against the Redskins...Saw action in 7 plays from scrimmage, posting 1 PD and had a punt return for 23 yards before leaving the game with a hamstring injury in 30-13 win in **game 2 vs. Pit. (9/19)**.

2000: (with Washington) Saw action in all 16 games, starting 15...Posted 46 tackles (39 solo), 10 PD, 1 FF and finished 2nd on the team with 4 INTs for 91 yards...Led the team with 25 punt returns for 185 yards...**2001 SEASON HIGHLIGHTS:** Earned NFC Special Teams Player of the Week and DirecTV Play of the Week honors after a 57-yard PR in OT to set up game-winning FG in **game 5 vs. TB (10/1)**...Also returned a career-high 7 punts against the Bucs, gaining 86 yards.

1999: (with Dallas) Named to his 8th Pro Bowl as he played and started in 14 games with the Cowboys...Finished the season with 43 tackles (39 solo), 8 PD and 3 INTs for 2 yards...Finished 4th in NFC with an 11.5 PR avg...Missed the 1st 2 games of year due to offseason toe surgery...**1999 SEASON HIGHLIGHTS:** Recorded his 5th 2-INT performance in **game 11 vs. Mia (11/25)**, picking off Dan Marino twice...Posted his 1st INT of the year in **game 10 at Ari. (11/21)**...Had a 76-yard PR to the 2-yard line the following week in **game 7 at Ind. (10/31)**...Also recorded a season-high 6 tackles...Had a 70-yard punt return for TD in **game 6 vs. Was. (10/24)**.

1998: (with Dallas) Named to his 7th Pro Bowl as CB and KR, despite missing the final month of season with a left toe injury suffered in **game 10 at Ari. (11/15)**...Marked the 2nd time he was selected to Pro Bowl at both positions (1992)...Named the NFL Special Teams Player of the Year by the NFL Alumni Association for his electrifying performance as a punt returner...Led the NFL with a 15.6 PR average, including 6 30-yard returns and 2 TDs...Posted 5 INTs while playing in 11 games...Also caught 7 passes for 100 yards...Touched the ball 48 times and gained 685 yards (14.3 avg.)...**1998 SEASON HIGHLIGHTS:** Returned from his toe injury to play in Cowboys **Wild Card playoff loss vs. Ari. (1/2/99)**, and registered 3 tackles and a 41-yard punt return to set up Dallas' only TD...Had a 69-yard PR for a TD and a fourth quarter INT on Monday Night Football in **game 8 at Phi. (11/2)**...Had a 59-yard PR for a TD in **game 3 at NYG (9/21)**...He left the Giants' game due to dehydration in the first quarter only to return in third to catch a 55-yard pass...In the fourth quarter, he returned an INT 71 yards for a score, the only game in Sanders' career that he scored 2 TDs, and became only the 4th NFL player since 1933 (1st since '66) to have a punt and INT return for a TD in the same game...His 100 punt return yards (on 5 returns) was a career-high.

1997: (with Dallas) Named to his 6th Pro Bowl, and was named NFC DB of the Year as selected by the NFL Players Association despite rarely being challenged by most of the QBs, and as a result, registered only 2 INTs (both were off Pro Bowlers Steve Young and Brett Favre)...Played with the Major League Baseball Cincinnati Reds right up until the start of the NFL season, joining the Cowboys just prior to the season opening win at Pit. (8/31)...With only 1 full practice, he started at RCB and had 4 tackles, 2 PD, and returned 2 punts for a 22.5-yard avg...The following day, he was 0-1 for the Reds as a pinch hitter against the Royals...**1997 SEASON HIGHLIGHTS:** Fractured right rib on a punt return in **game 13 vs. Ten. (11/27)** and was inactive the final 3 weeks of the season...Broke the **NFL record for career TDs on returns when he ran back a Favre INT 50 yards for a score in game 12 at GB (11/23)**...It was his 14th-career TD on a return of any kind...Special teams game ball with season-high 5 punt returns for 81 yards in **game 7 against Jax. (10/19)**...Had an 83-yard PR for TD in third quarter in **game 4 at Chi. (9/28)** - longest PR of career and 4th longest in Dallas history...Also registered 100th PD of his career...Returned to football full-time for Monday Night Football in **game 3 vs. Phi. (9/15)** registering a season-high 5 tackles and a PD.



DEION SANDERS 37

1996: (with Dallas) *Voted to his 5th Pro Bowl* after he started all 16 games on defense and 8 on offense becoming the NFL's first 2-way player in over 30 years...Posted 45 tackles (32 solo), 9 PD, 3 FR and 2 INTs on the defensive side of the ball...Caught a pass in each of the 1st 12 games and finished 2nd on team with a career-high 475 yards and 5th with 36 catches...Participated in 490 of the club's 981 offensive plays (50.0%), and 769 of 958 (80.3%) defensive snaps...Voted to his 5th Pro Bowl...**1996 SEASON HIGHLIGHTS:** Suffered a fractured orbit under right eye in **Divisional Playoff loss at Car (1/5/97)**...Recorded a FR and INT in the **1st round playoff win vs. Min. (12/28)**...Pulled in a season-long 41-yard catch in **game 12 at NYG (11/24)**...Caught 5 passes for 4 1st downs and 60 yards and recovered 1 fumble in **game 8 at Mia. (10/27)**...Had a 39-yard catch, his 1st INT of the year, and season-high 7 stops on MNF in **game 5 at Phi. (9/30)**...Returned fumble 22 yards for a TD in **game 3 at Ind. (9/15)**...Grabbed his lone scoring catch of the year, (8-yarder) in **game 2 vs. NYG (9/8)**...Registered season highs offensively with 9 catches for 87 yards in the **Opening Day loss at Chi. (9/2)**...Also had 3 tackles and 1 key FF while playing on 57 of 64 offensive plays and 51 of 61 defensive plays (108 of 125 total).

1995: (with Dallas) Signed with Dallas (9/9) and played and started in all 9 games...Recorded 28 tackles (22 solo), 10 PD and 2 INTs on the defensive side of the ball, along with 2 receptions for 25 yards in the regular season...**1995 SEASON HIGHLIGHTS:** Grabbed team's longest catch of post-season with 47-yard bomb in the **Super Bowl XXX victory (1/28/96)** over Pit. Also recorded a PD, a tackle and returned one punt for 11 yards to wrap up his 2nd consecutive Super Bowl win...Caught a 35-yard pass (good for a 1st down) on 3rd-down in the **NFC Championship Game vs. GB (1/14/96)**...Scored on 21-yard reverse in the **Divisional Playoff win vs. Phi. (1/7/96)**...Also had a 13-yard catch and returned 2 punts and had 1 INT...Recorded a season-high 6 tackles and a 19-yard reception in **game 14 at Phi. (12/10)**...Made his 1st appearance, and start, in **game 8 at Atl. (10/29)**, and knocked away 1 pass in the end zone, while recording 1 reception for 6 yards as a WR...Began non-contact practice work on 10/4.

"The first time I heard the words 'shutdown cornerback' was in reference to Deion. Was he the first player to be described that way? I don't know. Maybe the phrase originated with him. If so, it should end with him, too. That's not a knock on any of the current stars. It's just a credit to Deion Sanders, probably the greatest cornerback of all time."

-Former Dallas Cowboys Pro Bowl QB Troy Aikman

1994: (with San Francisco) Named the **1994 NFL Defensive Player of the Year** and voted to his **4th-consecutive Pro Bowl** after he signed with the 49ers (9/15) and played in 14 regular season games (starting 12)...Finished the season with 37 tackles and 15 PD, including 6 INTs...Became the 1st athlete to compete in a World Series and a Super Bowl...Tied Ronnie Lott's 1981 single-season team record of 3 INT returns for scores on plays of 74, 93 and 90 yards...Established an NFL record with 2 INT returns for TDs of 90-plus yards in 1 season...Set a *single-season SF record with 303 INT return yards*...**1994 SEASON HIGHLIGHTS:** Credited with 4 tackles and returned an INT 15 yards in **Super Bowl XXIX (1/29/95)** against SD...Had 5 PD, including an INT at the San Francisco 5-yard line, in **NFC Championship Game win vs. Dal (1/15/95)**...Posted 7 tackles and a pair of PD in **game 14 at SD (12/11)** including his 3rd INT return for a TD of the season (90 yards)...Dislocated a finger in **game 10 vs. Dal (11/13)**, still recorded 3 tackles, 3 PD, and 1 INT...Posted the 2nd-longest INT return in SF history with a 93-yard score off an INT in **game 7 at Atl. (10/16)**...Started in **game 4 vs. NO (9/25)** and was named **NFC Defensive Player of the Week** recording a season-high 8 tackles...Clinched the win against the Saints with 0:32 remaining on a 74-yard INT return for a TD.

1993: (with Atlanta) Named to his **3rd-consecutive Pro Bowl** by leading the NFC with 7 INTs...Played in 11 games for the Falcons after finishing the baseball season...Named the **NFC Defensive Player of the Month for November** with 2 INTs and 6 PD...Became the only player in NFL in '93 to rush and catch a pass from scrimmage on offense, intercept a pass on defense, and return punts and kickoffs.

1992: (with Atlanta) **NFL leader in Pro Bowl balloting** at both CB and as a KO returner, but by league rules could only start at 1 position, getting the nod on defense...He led the NFL with a 26.7-yard KOR average and 1,067 yards...Totaled 12 plays of 30-plus yards: 8 KORs, 2 INTs, 1 lateral, and 1 reception...**1992 SEASON HIGHLIGHTS:** Scored his 1st NFL TD from scrimmage on a 37-yard reception from Wade Wilson in **game 14 at TB (12/13)**...Dashed 73 yards for a score off a pair of laterals in **game 11 at Buf. (11/22)**...Had a 99-yard KOR for a TD in **game 2 at Was. (9/13)** - the longest return in the NFC in '92.

1991: (with Atlanta) Voted to his **1st Pro Bowl** following the 1991 season...**1991 SEASON**

DEION SANDERS 37

HIGHLIGHTS: Earned *NFC Defensive Player of the Week* honors twice: When he recorded his 1st 2-INT game, in addition to 5 tackles, in **game 11 against TB (11/17)**; then again following a 21-17 win in **game 4 against LAR (9/22)** when he sacked Jeff Hostetler, forcing a fumble that was recovered for a TD, and had an INT; then again had a 2-pick effort, including a 55-yard return, in **game 15 vs. Sea. (12/5)**.

1990: (with Atlanta) Started all 16 games in his 2nd NFL season...**1990 SEASON HIGHLIGHTS:** His 61-yard INT return for a TD clinched a Falcons win in **game 16 against Dal. (12/30)**...Set a Falcons team record with a 79-yard punt return for a score in **game 7 against Cin. (10/28)**...His 82-yard INT return against in **game 1 Hou. (9/9)** was the longest TD play in the NFL in 1990.

1989: (with Atlanta) Drafted by Atlanta in the 1st round (5th overall) and played in 15 games, starting 10 as a rookie...**1989 SEASON HIGHLIGHTS:** His NFL debut came in **game 1 against STL (9/10)**, and returned his 2nd-career punt return 68 yards for a score...That TD established him as the only athlete in modern history to score a NFL TD and hit a major league home run in the same week, as he blasted a home run for the NY Yankees 5 days earlier (9/5).

COLLEGE, PERSONAL: Two-time All-America at Florida State...Earned the Jim Thorpe award as a senior...Set Florida State career records with 287 INT return yards (14 INTs) and 1,429 punt return yards...Played on teams that won 4 bowl games...Scored 6-career TDs, 3 each on INTs and PRs...Member of the Seminoles' College World Series baseball team as a centerfielder, and a track & field standout who, as a freshman, was named *Metro Conference's MVP* after capturing the conference title in both the 100 and 200 meters...Qualified for the Olympic Trials as a sprinter in 1988...One of his most memorable athletic performances was the day he played for the Seminoles baseball team in the 1st game of the Metro Conference tournament, went over to the track to run a leg on the 4x100 meter relay team while wearing his baseball pants, and returned to the diamond to slap the game-winning hit in the Seminoles' 2nd game of the day...FSU's 4x100 relay squad included Sanders and former NFL players Sammie Smith and Dexter Carter, plus world-class sprinter Arthur Blake...Starred at North Fort Myers (FL) HS, where as a senior he passed for 839 yards and rushed for 499 as a left-handed option QB...Also picked off 4 passes as a CB, earning All-State honors...Named All-State in both basketball, averaging 24 points per game, and baseball...Devotes much of his time to providing the testimony of his Christian faith throughout the country...In April of 1997, he made a \$1 million donation to the Potters House Church in Dallas, TX for the purpose of building a youth center...Sanders is a very active member of the Potters House congregation, where he works closely with the nationally renowned pastor Bishop T. D. Jakes...Sanders was a CBS Sports studio analyst from 2001-03...He owns Prime Development, which is a company that builds affordable houses for inner city families in TX...He markets his "Deion Sanders Hot Dog Express" in television commercials...Married (Pilar) and has 5 children: daughters, Deiondra (15) and Shelomi (1) and sons Deion Luwynn, Jr., (11), Shilo (5) and Shedeur (3)...The couple also adopted Noel Devine (17) in 2005...Full name: Deion Luwynn Sanders.

2004

Game-by-Game Tackles

Ravens

Date/Opp.	TT	Solo	AS	INT	FF	FR	Sacks	PD
9/12 @ Cle.	1	0	1	0-0	0	0	0-0	0
9/19 vs. Pit.	0	0	0	0-0	0	0	0-0	1
9/26 @ Cin.	INACTIVE-HAMSTRING							
10/4 vs. KC	INACTIVE-HAMSTRING							
10/10 @ Was.	1	1	0	1-23	0	0	0-0	2
10/24 vs. Buf.	2	2	0	2-48	0	0	0-0	2
10/31 @ Phi.	3	3	0	0-0	0	0	0-0	1
11/7 vs. Cle.	0	0	0	0-0	0	0	0-0	0
11/14 @ NYJ	INACTIVE-FOOT							
11/21 vs. Dal.	INACTIVE-FOOT							
11/28 @ NE	INACTIVE-FOOT							
12/5 vs. Cin.	INACTIVE-FOOT							
12/12 vs. NYG	1	1	0	0-0	0	0	0-0	0
12/19 @ Ind.	1	1	0	0-0	0	0	0-0	1
12/26 @ Pit.	0	0	0	0-0	0	0	0-0	0
1/2/05 vs. Mia.	INACTIVE-FOOT							
Totals	9	8	1	3-71	0	0	0-0	7

2000

Game-by-Game Tackles

Redskins

Date/Opp.	TT	Solo	AS	INT	FF	FR	Sacks	PD
9/3 vs. Pit.	1	1	0	0-0	0	0	0-0	0
9/10 @ Det.	6	6	0	0-0	0	0	0-0	0
9/18 vs. Dal.	1	1	0	0-0	0	0	0-0	1
9/24 @ NYG	3	3	0	1-32	0	0	0-0	1
10/1 vs. TB	4	4	0	0-0	0	0	0-0	0
10/8 @ Phi.	1	1	0	0-0	0	0	0-0	0
10/15 vs. Bal.	6	5	1	0-0	0	0	0-0	3
10/22 @ Jax.	7	5	2	1-21	0	0	0-0	1
10/30 vs. Ten.	1	0	1	0-0	0	0	0-0	0
11/5 @ An.	1	0	1	1-32	0	0	0-0	1
11/20 @ STL	1	1	0	0-0	1	0	0-0	1
11/26 vs. Phi.	1	1	0	0-0	0	0	0-0	0
12/3 vs. NYG	2	2	0	1-6	0	0	0-0	2
12/10 @ Dal.	3	2	1	0-0	0	0	0-0	0
12/16 @ Pit.	3	2	1	0-0	0	0	0-0	0
12/24 vs. Ari.	5	5	0	0-0	0	0	0-0	0
Totals	46	39	7	4-91	1	0	0-0	10

DEION SANDERS

DEION SANDERS 37

1999

Game-by-Game Tackles

Cowboys

Date/Opp.	TT	Solo	AS	INT	FF	FR	Sacks	PD
9/12 @ Was.				INACTIVE				
9/20 vs. Atl.				INACTIVE				
10/3 vs. Ari.	1	1	0	0-0	0	0	0-0	0
10/10 @ Phi.	2	2	0	0-0	0	0	0-0	1
10/18 @ NYG	3	3	0	0-0	0	0	0-0	0
10/24 vs. Was.	3	3	0	0-0	0	0	0-0	0
10/31 @ Ind.	5	5	0	0-0	0	0	0-0	0
11/8 @ Min.	5	5	0	0-0	0	0	0-0	1
11/14 vs. GB	2	1	1	0-0	0	0	0-0	1
11/21 @ Ari.	5	3	2	1-2	1	0	0-0	2
11/25 vs. Mia.	3	3	0	2-0	0	0	0-0	2
12/5 @ NE	3	2	1	0-0	0	0	0-0	0
12/12 vs. Phi.	0	0	0	0-0	0	0	0-0	0
12/19 vs. NYJ	3	3	0	0-0	0	0	0-0	2
12/24 @ NO	3	3	0	0-0	0	0	0-0	0
1/200 vs. NYG	4	4	0	0-0	0	0	0-0	0
Totals	43	39	4	3-2	1	0	0-0	8

1997

Game-by-Game Tackles

Cowboys

Date/Opp.	TT	Solo	AS	INT	FF	FR	Sacks	PD
8/31 @ Pit.	4	2	2	0-0	0	0	0-0	2
9/7 @ Ari.	2	1	1	0-0	0	0	0-0	0
9/15 vs. Phi.	5	2	3	0-0	0	0	0-0	1
9/28 vs. Chi.	2	2	0	0-0	0	0	0-0	1
10/5 @ NYG	1	1	0	0-0	0	0	0-0	1
10/13 @ Was.	3	2	1	0-0	0	0	0-0	0
10/19 vs. Jax.	2	2	0	0-0	0	0	0-0	0
10/26 @ Phi.	1	1	0	0-0	0	0	0-0	0
11/2 @ SF	0	0	0	1-31	0	0	0-0	1
11/9 vs. Ari.	2	1	1	0-0	0	0	0-0	0
11/16 vs. Was.	2	2	0	0-0	0	0	0-0	2
11/23 @ GB	4	4	0	1-51	0	0	0-0	2
11/27 vs. Ten.	1	0	1	0-0	0	0	0-0	0
12/8 vs. Car.				INACTIVE				
12/14 @ Cin.				INACTIVE				
12/21 vs. NYG				INACTIVE				
Totals	29	20	9	2-81	0	0	0-0	10

1995

Game-by-Game Tackles

Cowboys

Date/Opp.	TT	Solo	AS	INT	FF	FR	Sacks	PD
9/4 @ NYG				SIGNED ON 9/5				
9/10 vs. Den.				NOT ON ACTIVE ROSTER				
9/17 @ Min.				NOT ON ACTIVE ROSTER				
9/24 vs. Ari.				INACTIVE				
10/1 @ Was.				INACTIVE				
10/8 vs. GB				INACTIVE				
10/15 @ SD				INACTIVE				
10/29 @ Atl.	0	0	0	0-0	0	0	0-0	1
11/6 vs. Phi.	2	2	0	1-0	0	0	0-0	1
11/12 vs. SF	2	2	0	0-0	0	0	0-0	0
11/19 @ Oak.	5	4	1	1-34	0	0	0-0	3
11/23 vs. KC	3	3	0	0-0	0	0	0-0	1
12/3 vs. Was.	2	2	0	0-0	0	0	0-0	0
12/10 @ Phi.	6	4	2	0-0	0	0	0-0	1
12/17 vs. NYG	2	2	0	0-0	0	0	0-0	1
12/25 @ Ari.	3	3	0	0-0	0	0	0-0	2
Totals	28	22	5	2-34	0	0	0-0	10

Playoffs

1/7/95 vs. Phi.	4	3	1	1-12	0	0	0-0	2
1/14/95 vs. GB	2	1	1	0-0	0	0	0-0	0
1/29/95 vs. Pit.	1	1	0	0-0	0	0	0-0	1
Totals	7	5	2	1-12	0	0	0-0	3

**Game-by-Game stats from the 1989-93 seasons, when Deion was with the Falcons were not available.*

1998

Game-by-Game Tackles

Cowboys

Date/Opp.	TT	Solo	AS	INT	FF	FR	Sacks	PD
9/6 vs. Ari.	1	1	0	0-0	0	0	0-0	1
9/13 @ Den.	2	2	0	0-0	0	0	0-0	0
9/21 @ NYG	5	4	1	1-71	0	0	0-0	1
9/27 vs. Oak.	5	5	0	0-0	0	0	0-0	0
10/4 @ Was.	2	2	0	1-21	0	0	0-0	2
10/11 vs. Car.	4	2	2	1-18	0	0	0-0	1
10/18 @ Chi.	3	3	0	0-0	0	0	0-0	0
11/2 @ Phi.	0	0	0	1-21	0	0	0-0	1
11/8 vs. NYG	4	4	0	0-0	0	0	0-0	0
11/15 @ Ari.	1	1	0	1-22	0	0	0-0	1
11/22 vs. Sea.	1	1	0	0-0	0	0	0-0	0
11/26 vs. Min.				INACTIVE				
12/6 @ NO				INACTIVE				
12/13 @ KC				INACTIVE				
12/20 vs. Phi.				INACTIVE				
12/27 vs. Was.				INACTIVE				
Totals	28	25	3	5-153	0	0	0-0	7

1996

Game-by-Game Tackles

Cowboys

Date/Opp.	TT	Solo	AS	INT	FF	FR	Sacks	PD
9/2 @ Chi.	5	3	2	0-0	0	0	0-0	1
9/8 vs. NYG	1	1	0	0-0	0	0	0-0	0
9/15 vs. Ind.	5	4	1	0-0	0	1	0-0	0
9/22 @ Buf.	2	2	0	0-0	0	0	0-0	1
9/30 @ Phi.	7	5	2	1-2	0	0	0-0	1
10/13 vs. Ari.	1	1	0	0-0	0	0	0-0	0
10/20 vs. Atl.	4	2	2	0-0	0	0	0-0	1
10/27 @ Mia.	4	2	2	0-0	0	1	0-0	1
11/3 vs. Phi.	3	3	0	0-0	0	0	0-0	0
11/10 @ SF	2	2	0	0-0	0	0	0-0	2
11/18 vs. GB	4	1	3	0-0	0	0	0-0	0
11/24 @ NYG	3	2	1	0-0	0	0	0-0	0
11/28 vs. Was.	1	1	0	0-0	0	1	0-0	1
12/8 @ Ari.	0	0	0	1-0	0	0	0-0	0
12/15 vs. NE	4	4	0	0-0	0	0	0-0	1
12/22 @ Was.	1	1	0	0-0	0	0	0-0	0
Totals	45	32	13	2-3	0	3	0-0	9

Playoffs

12/28/97 vs. Min.	0	0	0	1-3	0	0	0-0	1
1/5/97 @ Car.	1	1	0	0-0	0	0	0-0	0
Totals	1	1	0	1-3	0	0	0-0	1

1994

Game-by-Game Tackles

49ers

Date/Opp.	TT	Solo	AS	INT	FF	FR	Sacks	PD
9/5 vs. LAR				NOT WITH TEAM				
9/11 @ KC				NOT WITH TEAM				
9/18 @ LARms	0	0	0	0-0	0	0	0-0	2
9/25 vs. NO	8	7	1	1-74	0	0	0-0	2
10/2 vs. Phi.	3	3	0	0-0	0	0	0-0	0
10/9 @ Det.	3	2	1	0-0	0	0	0-0	0
10/16 @ Atl.	1	1	0	1-93	0	0	0-0	1
10/23 vs. TB	0	0	0	0-0	0	0	0-0	0
11/6 @ Was.	2	2	0	0-0	0	0	0-0	0
11/13 vs. Dal.	3	3	0	1-3	0	0	0-0	3
11/20 vs. LARms	4	4	0	0-0	0	0	0-0	1
11/28 @ NO	3	3	0	1-43	0	0	0-0	1
12/4 vs. Atl.	0	0	0	0-0	0	0	0-0	0
12/11 @ SD	7	7	0	1-90	0	0	0-0	2
12/17 vs. Den.	2	2	0	1-0	0	0	0-0	2
12/26 @ Min.	1	1	0	0-0	0	0	0-0	1
Totals	37	35	2	6-303	0	0	0-0	15

Playoffs

1/7/95 vs. Chi.	0	0	0	0-0	0	0	0-0	0
1/15/95 vs. Dal.	2	2	0	1-0	0	0	0-0	5
1/29/95 vs. Pit.	4	2	2	1-15	0	0	0-0	2
Totals	6	4	2	2-15	0	0	0-0	7

DEION SANDERS

DEION SANDERS 37

REGULAR SEASON

Year	TT	Solo	AS	INTs	TDs	FR	FF	TDs	Sacks	PD
<i>Atlanta</i>										
1989	39	28	11	5-52	0	1	2	0	0-0	8
1990	50	31	19	3-153	2	2	0	0	0-0	18
1991	49	35	14	6-119	1	1	2	0	1-0	14
1992	66	44	22	3-105	0	2	2	0	0-0	4
1993	34	27	7	7-91	0	0	1	0	0-0	8
Totals	238	165	73	24-520	3	6	7	0	1-0	52
<i>San Francisco</i>										
1994	37	35	2	6-303	3	0	0	0	0-0	15
Totals	37	35	2	6-303	3	0	0	0	0-0	15
<i>Dallas</i>										
1995	28	22	6	2-34	0	0	0	0	0-0	10
1996	45	32	13	2-3	0	3	1	1	0-0	9
1997	29	20	9	2-81	1	0	0	0	0-0	10
1998	28	25	3	5-153	1	1	0	0	0-0	8
1999	43	39	4	3-2	0	0	2	0	0-0	8
Totals	173	138	35	14-273	2	4	3	1	0-0	45
<i>Washington</i>										
2000	46	39	7	4-91	0	0	1	0	0-0	10
Totals	46	39	7	4-91	0	0	1	0	0-0	10
<i>Baltimore</i>										
2004	9	8	1	3-87	1	0	0	0	0-0	7
Totals	9	8	1	3-87	1	0	0	0	0-0	7
Career	458	385	118	51-1,274	9	10	11	1	1-0	129

PUNT RETURNS

REGULAR SEASON

Year	PR	FC	YDS	AVG.	LG	TD
<i>Atlanta</i>						
1989	28	7	307	11.0	68	1
1990	29	13	250	8.6	79	1
1991	21	9	170	8.1	23	0
1992	13	9	41	3.2	23	0
1993	2	1	21	10.5	16	0
Totals	93	39	789	8.5	79	2
<i>Dallas</i>						
1995	1	1	54	54.0	43	0
1996	1	1	4	4.0	4	0
1997	33	12	407	12.3	83	1
1998	24	8	375	15.6	69	2
1999	30	1	344	11.5	76	1
Totals	89	23	1184	13.3	83	4
<i>Washington</i>						
2000	25	6	185	7.4	57	0
Totals	25	6	185	7.4	57	0
<i>Baltimore</i>						
2004	5	0	41	8.2	23	0
Totals	5	0	41	8.2	23	0
Career	212	68	2,199	10.4	83	6

DEION SANDERS

DEION SANDERS 37

CAREER SINGLE-GAME HIGHS (regular season)

Total Tackles:

8 (9/25/94 vs. NO)

Sacks:

0

Forced Fumbles:

1 multiple times (last: 10/20/00 at STL)

Passes Defensed:

3 3 times (last: 10/15/00 vs. Bal.)

Solo Tackles:

7 2 times (last: 12/11/94 @ SD)

INTs:

2 2 times (last: 10/24/04 vs. Buf.)

Fumble Recoveries:

1 3 times (last: 11/28/96 vs. Was.)

POSTSEASON

Year	TT	Solo	AS	INTs	FR	FF	Sacks	PD
<i>Atlanta</i>								
1991	10	6	4	1-31	0	0	0-0	2
<i>San Francisco</i>								
Totals	10	6	4	1-31	0	0	0-0	2
1994	6	4	2	2-15	0	0	0-0	7
Totals	6	4	2	2-15	0	0	0-0	7
<i>Dallas</i>								
1995	7	5	2	1-12	0	0	0-0	3
1996	1	1	0	1-3	0	0	0-0	1
Totals	8	6	2	2-15	0	0	0-0	4
Career	24	16	8	5-61	0	0	0-0	13

***CAREER HIGHS DO NOT INCLUDE 1989-93 WHEN HE WAS WITH THE ATLANTA FALCONS...THOSE GAME-BY-GAME STATS WERE NOT AVAILABLE.**

DEION SANDERS


"I have unfinished business. I gave everyone a commercial last year, this year I want to give them a movie."

-Deion Sanders from his press conference after signing a 1-year contract with the Ravens on 6/8/05

PRIMETIME

Deion Sanders made sports history in his NFL debut against STL (9/10/89). In that game, on his 2nd-career punt return, Deion exploded for a 68-yard score. That TD established him as the only athlete in modern history to score a NFL TD and hit a major league home run in the same week. He blasted a home run for the Yankees 5 days earlier (9/5/89).





BART SCOTT
LINEBACKER

YEARS IN NFL: 4
HT: 6'2" WT: 240
COLLEGE: Southern Illinois
HS: Southeastern (Detroit, MI)
BORN: 8/18/80, Detroit, MI
JOINED RAVENS: Free Agent, 2002

57

GAMES PLAYED/STARTED: (2002, 16/0); (2003, 16/0); (2004, 13/0) **Total 45/0**

Playoffs (2003, 1/0) **Total 1/0**

TRANSACTIONS: Bart Scott re-signed with the Baltimore Ravens on 4/19/05...Originally signed with the Ravens as a rookie free agent on 4/25/02.

PRO: Special teams ace who possesses a good combination of speed and athleticism and provides solid depth in the LB corps...Saw action in 13 games in 2004, finishing 2nd on the team with 17 special teams tackles (10 solo), 1 FR and 5 tackles from scrimmage...Saw action in all 16 regular season games and 1 postseason game in 2003...Finished 2nd on the team with 19 special teams tackles, including 12 solo...Also had 1 special teams tackle in the playoffs...Saw action in all 16 games as a rookie...*Tied for the team lead (Chad Williams) with 17 special teams tackles*...Also had 5 tackles from scrimmage and 1 INT in 2002.

2004: Played in 13 games in 2004, despite battling a knee injury for most of the season...Special teams demon made 17 tackles on kick coverage, including 10 solo...Had a critical FR in the Ravens' 20-17 OT victory over the Jets in game 9 (11/14)...Was also a key reserve at both LB and S for the Ravens, tallying 5 tackles on the year...**2004 SEASON HIGHLIGHTS:** Recorded a team-high 4 special teams tackles in the 37-14 victory in **game 13 vs. NYG (12/12)** before leaving the game with a knee injury...Saw action from scrimmage, recording 2 tackles (1 TFL) and 2 special teams tackles in the 30-10 win in **game 10 vs. Dal. (11/21)**...Subbed from scrimmage, posting 3 tackles (2 solo) and had a FR on special teams in the 20-17 OT victory in **game 9 at NYJ (11/14)**...Saw action both from scrimmage and on special teams and helped the Ravens hold the Redskins to 107 total yards (2nd-lowest total in team history), including just 55 yards rushing in **game 5 at Was. (10/10)**.

2003: Saw action in all 16 regular season games and 1 postseason game in 2003...Finished 2nd on the team with 19 special teams tackles, including 12 solo...Also had 1 special teams tackle in the playoffs...**2003 SEASON HIGHLIGHTS:** Saw action from scrimmage and on special teams and had 1 FR (from scrimmage) in **game 15 at Cle. (12/21)**...Subbed from scrimmage and played on special teams in a 31-13 win in **game 13 vs. Cin. (12/7)**...*Recorded a career-high 6 tackles (4 solo) from scrimmage* and 2 special teams tackles against the Bengals...Played on special teams and led the team with 4 special teams tackles in **game 7 vs. Den. (10/26)**.

2002: Saw action in all 16 games as a rookie...Finished the season with 5 tackles and 1 INT...*Also tied for the team lead (Chad Williams) with 17 special teams tackles (13 solo)*...**2002 SEASON HIGHLIGHTS:** Saw extensive action from scrimmage and on special teams in **game 15 vs. Cle. (12/22)**...*Had 1 tackle from scrimmage and the 1st INT (S. McNair) of his career* in 13-12 win in **game 11 vs. Ten. (11/24)**...His INT in the end zone preserved the Ravens' victory...Also posted 1 special teams tackle against the Titans...Saw action from scrimmage and on special teams in NFL debut in **game 1 at Car. (9/8)**.

COLLEGE, PERSONAL: Three-year starter who tallied 352 tackles at Southern Illinois...Named 1st-team All-Gateway conference and led the team with 127 tackles, 18 TFL and 5.5 sacks as a senior...Posted 14 tackles and 2 sacks against Western Illinois...Played in only 5 games as a junior and finished the season with 26 tackles, including 6 TFL...Switched from LB to SS as a sophomore and led the squad for the 2nd consecutive year with 96 tackles (56 solo), including 3 TFL, and 1



OFF THE FIELD

Bart worked with teammates in October and November of 2004 on the Ravens' 6-week-long project with Sandtown Habitat for Humanity, culminating in the NFL/United Way Hometown Huddle...Joined teammates and volunteers in November 2004 to present the keys to new homeowner, Robin Edwards.

BART SCOTT 57

sack...Had 4 FRs, including a 39-yard TD against SW Missouri State...Also had an INT, 3 PD and 1 blocked punt...Posted 18 tackles against Youngstown State and Indiana State...A Gateway Conference honorable mention selection, as well as being selected to the league's all-newcomer squad as a true freshman...Had 103 tackles (48 solo) as a freshman...Also credited with 2 PD, 1 INT and 2 FRs...Had 10 or more tackles in 4 games...First-team All-State as a senior at Southeastern (Detroit, MI) HS...Named to the All-Area team by the *Detroit News*...Had 76 tackles, 26 assists and 3 FRs as a senior...Also led Southeastern HS in rushing with 635 yards and 5 TDs on 97 carries...A 2-time All-Conference selection...Competed in football, basketball, baseball and tennis...Majored in business...Bart participated as a guest coach in a Gatorade Jr. Training Camp during the 2003 season...Bart attended the ESPN Play Your Way Sports Gear Drive Kick-Off at ESPN Zone Baltimore in May of '04...Comcast, Team ESPN, the Corporate Outreach program for ESPN, and ESPN Zone teamed up to support the collection of sports equipment for an entire month (May 19th - June 19th)...The drive benefited the Baltimore Police Athletic League...Joined the Council of Ravens Roosters for their annual convention in Ocean City (June 2004 and '05)...Helped distribute food and supplies to over 2,000 families in Park Heights for Operation Blessing, a non-profit humanitarian hunger relief organization (June 2004)...Participated in a Gatorade Junior Training Camp at the Maryland Kids Fest (July 2004) and stayed to sign autographs...Worked with teammates in October and November of 2004 on the Ravens' 6-week long project with Sandtown Habitat for Humanity, culminating in the NFL/United Way Hometown Huddle...Joined teammates and volunteers in November 2004 to present the keys to new homeowner, Robin Edwards...Participated in the Quarterback Club of Baltimore's Distinguished Speaker Series in November, 2004...Bart went back to school during the offseason, and graduated with a degree in economics in May 2005...Full name: Bart Edward Scott.

2004

Game-by-Game Tackles

Ravens

Date/Opp.	TT	Solo	As	INT	FF	FR	Sacks	PD
9/12 @ Cle.	0	0	0	0-0	0	0	0-0	0
9/19 vs. Pit.	SAW ACTION ON SPECIAL TEAMS							
9/26 @ Cin.	SAW ACTION ON SPECIAL TEAMS							
10/4 vs. KC.	SAW ACTION ON SPECIAL TEAMS							
10/10 @ Was.	0	0	0	0-0	0	0	0-0	0
10/24 vs. Buf.	SAW ACTION ON SPECIAL TEAMS							
10/31 @ Phi.	SAW ACTION ON SPECIAL TEAMS							
11/7 vs. Cle.	SAW ACTION ON SPECIAL TEAMS							
11/14 @ NYJ	3	2	1	0-0	0	0	0-0	0
11/21 vs. Dal.	2	1	1	0-0	0	0	0-0	0
11/28 @ NE	0	0	0	0-0	0	0	0-0	0
12/5 vs. Cin.	SAW ACTION ON SPECIAL TEAMS							
12/12 vs. NYG	SAW ACTION ON SPECIAL TEAMS							
12/19 @ Ind.	INACTIVE							
12/26 @ Pit.	INACTIVE							
1/2/05 vs. Mia.	INACTIVE							
Totals	5	3	2	0-0	0	0	0-0	0

2002

Game-by-Game Tackles

Ravens

Date/Opp.	TT	Solo	As	INT	FF	FR	Sacks	PD
9/8 @ Car.	0	0	0	0-0	0	0	0-0	0
9/15 vs. TB.	SAW ACTION ON SPECIAL TEAMS							
9/30 vs. Den.	SAW ACTION ON SPECIAL TEAMS							
10/6 @ Cle.	0	0	0	0-0	0	0	0-0	0
10/13 @ Ind.	SAW ACTION ON SPECIAL TEAMS							
10/20 vs. Jax.	SAW ACTION ON SPECIAL TEAMS							
10/27 vs. Pit.	SAW ACTION ON SPECIAL TEAMS							
11/3 @ Atl.	SAW ACTION ON SPECIAL TEAMS							
11/10 vs. Cin.	0	0	0	0-0	0	0	0-0	0
11/17 @ Mia.	SAW ACTION ON SPECIAL TEAMS							
11/24 vs. Ten.	1	1	0	1-0	0	0	0-0	0
12/1 @ Cin.	SAW ACTION ON SPECIAL TEAMS							
12/8 vs. NO.	0	0	0	0-0	0	0	0-0	0
12/15 @ Hou.	1	0	1	0-0	0	0	0-0	0
12/22 vs. Cle.	3	2	1	0-0	0	0	0-0	0
12/29 @ Pit.	0	0	0	0-0	0	0	0-0	0
Totals	5	3	2	1-0	0	0	0-0	0

2003

Game-by-Game Tackles

Ravens

Date/Opp.	TT	Solo	As	INT	FF	FR	Sacks	PD
9/7 @ Pit.	SAW ACTION ON SPECIAL TEAMS							
9/14 vs. Cle.	SAW ACTION ON SPECIAL TEAMS							
9/21 @ SD.	SAW ACTION ON SPECIAL TEAMS							
9/28 vs. KC.	SAW ACTION ON SPECIAL TEAMS							
10/12 @ Ari.	SAW ACTION ON SPECIAL TEAMS							
10/19 @ Cin.	SAW ACTION ON SPECIAL TEAMS							
10/26 vs. Den.	SAW ACTION ON SPECIAL TEAMS							
11/2 vs. Jax.	1	1	0	0-0	0	0	0-0	0
11/9 @ STL.	0	0	0	0-0	0	0	0-0	0
11/16 @ Mia.	SAW ACTION ON SPECIAL TEAMS							
11/23 vs. Sea.	SAW ACTION ON SPECIAL TEAMS							
11/30 vs. SF.	2	2	0	0-0	0	0	0-0	0
12/7 vs. Cin.	6	4	2	0-0	0	0	0-0	0
12/14 @ Oak.	0	0	0	0-0	0	0	0-0	0
12/21 @ Cle.	0	0	0	0-0	0	1	0-0	0
12/28 vs. Pit.	0	0	0	0-0	0	0	0-0	0
Totals	9	7	2	0-0	0	1	0-0	0
Playoffs								
1/3/04 vs. Ten.	SAW ACTION ON SPECIAL TEAMS							
Totals	0	0	0	0-0	0	0	0-0	0

BART SCOTT



BART SCOTT 57

REGULAR SEASON

Year	TT	Solo	AS	INTs	FR	FF	TDs	Sacks	PD
2002	5	3	2	1-0	0	0	0	0-0	0
2003	9	7	2	0-0	1	0	0	0-0	0
2004	5	3	2	0-0	0	0	0	0-0	0
Totals	19	13	6	1-0	1	0	0	0-0	0

SPECIAL TEAMS TACKLES (53): 2002 (17); 2003 (19); 2004 (17)

CAREER SINGLE-GAME HIGHS (regular season)

Total Tackles:

6 (12/7/03 vs. Cin.)

Sacks:

0

Forced Fumbles:

0

Passes Defensed:

1 (11/24/02 vs. Ten.)

Solo Tackles:

4 (12/7/03 vs. Cin.)

INTs:

4 (11/24/02 vs. Ten.)

Fumble Recoveries:

1 (12/21/03 at Cle.)

POSTSEASON

SPECIAL TEAMS TACKLES (1): 2003 (1)

BART SCOTT

SPECIAL TEAMER

Since he made the team as a rookie free agent in 2002, Bart Scott has been an impact player on the Ravens' special teams unit and has added valuable depth at the LB position. Scott has never finished lower than 2nd on the team in special teams tackles, including leading the squad with 17 as a rookie. Over the past 3 seasons, only 1 Ravens player, Adalius Thomas (who was a Pro Bowl selection as a special teamer in 2003), has more special teams tackles than Scott:

Year	Bart Scott	Adalius Thomas	Chad Williams
2002	17	15	17
2003	19	23	6
2004	17	16	14
Totals	53	54	37



DID YOU KNOW?

The Ravens have had 2 or more Pro Bowlers in each of their 9 seasons. There have been 42 Pro Bowl appearances by the Ravens in that span.



MUSA SMITH
RUNNING BACK
YEARS IN NFL: 3
HT: 6'0" WT: 232
COLLEGE: Georgia
HS: West Perry (PA)
BORN: 5/31/82, Elliottsburg, PA
JOINED RAVENS: Draft 3 (77th), 2003

32

GAMES PLAYED/STARTED: (2003, 11/0); (2004, 9/0) **Total 20/0**

Playoffs (2003, 1/0) Total 1/0

TRANSACTIONS: Musa Smith was selected with the 77th overall pick in the 3rd round of the 2003 NFL Draft...Smith was the 3rd of 23 RBs taken in the 2003 draft and only the 4th RB taken in franchise history (Jay Graham - 1997, Jamal Lewis - 2000 and Chester Taylor - 2002).

PRO: Elusive runner with an explosive burst off the line...An outstanding open field runner who has power to run inside the tackles, Musa saw action in 9 games in 2004 before being placed on IR (11/24) with a broken leg...Smith gained 48 yards on 12 carries (4.0 average) prior to the injury...Provides superior depth to the RB position...Smith was the 1st Georgia player picked by the Ravens in the team's 9-year history...Saw action in 11 regular season games and 1 postseason game in 2003...Missed the 1st 5 games of the season due to a knee injury suffered in training camp...Rushed 9 times for 31 yards and 2 TDs as a rookie...Also posted 10 special teams tackles and returned 2 kicks for 17 yards.

2004: Saw action in 9 games before being placed on IR (broken leg) on 11/24...Carried the ball 12 times for 48 yards (4.0 avg.) and posted 8 special teams tackles before being lost for the season...**2004 SEASON HIGHLIGHTS:** Saw action off the bench and had 1 carry for 12 yards (good for a 1st down), but broke his leg on the play in the 30-10 win in **game 10 vs. Dal. (11/21)**...Also had 2 special teams tackles before leaving the game against Dallas...Saw action on special teams, recording 4 tackles; and from scrimmage, hauling in 1 reception for 25 yards (helping to convert on a 3rd-and-16) in **game 9 at NYJ (11/14)**...Subbed from scrimmage and played on special teams, carrying the ball 5 times for 25 yards (2 good for 1st downs) and pulled in 1 reception for 6 yards in **game 7 at Phi. (10/31)**...Saw action off the bench and recorded his 1st carries of the season, rushing 6 times for 11 yards, including 1 for a 1st down in **game 6 vs. Buf. (10/24)**...Also posted 2 special teams tackles.

2003: Saw action in 11 regular season games, and 1 postseason game...Missed the 1st 5 games of the season due to a knee injury suffered in training camp...Rushed 9 times for 31 yards and 2 TDs...Also posted 10 special teams tackles and returned 2 kicks for 17 yards...**2003 SEASON HIGHLIGHTS:** Saw action on special teams in the **Wild Card loss vs. Ten. (1/3/04)** and led the team with 4 special teams tackles...Played on special teams, but did not record a tackle in the **season finale vs. Pit. (12/28)**...Saw action from scrimmage and on special teams in a 35-0 victory in **game 15 at Cle. (12/21)**...Carried the ball 4 times for 21 yards, including an 11-yard TD run, and had a solo special teams tackle against the Browns...Saw the 1st action of his career from scrimmage and carried the ball 5 times for 10 yards, including the **1st TD of his career**, in **game 12 vs. SF (11/30)**...Also had 2 special teams tackles against the 49ers...Saw action on special teams, the **1st game of his NFL career** in **game 6 at Cin. (10/19)** and recorded 1 special teams tackle...Smith had 1 KOR for 15 yards against the Bengals.

COLLEGE, PERSONAL: Only the 11th player in Georgia history to rush for over 2,000 yards in a career (ranked 8th on the Bulldogs' all-time record list at the completion of his Georgia career)...A consummate team player who shared tailback duties earlier in his career, he emerged as a punishing inside force for the Bulldogs in 2002...Finished his career with 454 carries for 2,202 yards (4.9 avg.) and 19 TDs, starting 18 of 31 games...Known for his clutch receiving skills, he gained 187 yards on 27 catches (6.9 avg.)...*Associated Press* and *Atlanta Journal-Constitution* All-SEC 1st-team selec-



MUSA SMITH 32

tion, adding 2nd-team honors from the league's coaches as a junior...Recipient of the Hugar and Elizabeth Wilkes Endowed Football Scholarship...Was a major part of a Georgia offense that ranked 1st in the SEC and 22nd nationally in scoring (32.6 points per game), 3rd in passing (254.6 passing yards per game), and 4th in total (393.3)...Started every game but 1...Gained a career-high 1,324 yards with 8 TDs on 260 carries (5.1 avg.)...Only Garrison Hearst (1,594 yards-1992) and Herschel Walker (1,616-1980; 1,891-1981; 1,752-1982) ran for more yards in a season for the Bulldogs...Caught 15 passes for 107 yards (7.1 avg.)...Gained over 100 yards rushing 9



times...Against Mississippi, carried a career-high 37 times (8th on Georgia's game-record list) for 148 yards...Appeared in 9 games, starting 5, during an injury-plagued sophomore season...Carried 119 times for 548 yards (4.6 avg.) and 6 TDs...Added 87 yards on 10 catches (8.7 avg.)...Bothered most of the second half of the year by a hip flexor/groin injury and missed 2 games, while seeing limited action vs. Florida, Auburn and Georgia Tech...Freshman All-American 3rd-team pick by *The Sporting News*...*Knoxville News Sentinel* SEC All-Freshman team choice...Played in 9 games, starting the final 2...Carried 75 times for 330 yards (4.4 avg.) and 5 TDs...Also returned 4 kickoffs for 93 yards (23.3 avg.)...Named *USA Today* Honorable Mention All-USA...*SuperPrep* All-American and was a finalist for Pennsylvania Player of the Year, playing for West Perry (PA) HS...Pennsylvania Big School All-State 1st-team, *Carlisle Sentinel* Player of the Year and Mid-Pennsylvania Capital Division Offensive MVP...Rushed for 2,041 yards and 32 TDs on 214 carries (9.5 avg.) as a senior...Gained more than 200 yards in a game 4 times...Three-year starter who rushed for 4,117 career yards on 478 carries (8.6 avg.) and 54 TDs...Brother, John, who visited the Ravens in June (2004), lost a leg in a mortar attack in Iraq and was awarded the Purple

Heart...Musa visited Living Classrooms in October 2004 and spoke to students and participants in the Fresh Start program...Musa also visited John Archer School (school for children with disabilities) in March 2005, along with teammate WR Devard Darling, to help students with their fitness and team play skills...Musa visited Marines who had served in Iraq in June '05...Musa married Lacey Garner on 7/15/04...Full name: Musa Smith.

GROUND GAME

The Ravens feature a bruising running attack that has racked up 10,538 yards rushing since 2000, an average of 2,108 yards per year. That is the 3rd-most rushing yards gained in the NFL over that time. Here is a list of the Top 5 rushing teams since 2000:

11,416	Denver Broncos
11,094	Pittsburgh Steelers
10,538	Baltimore Ravens
10,411	Minnesota Vikings
10,069	Kansas City Chiefs

MUSA SMITH 32

2004

Game-By-Game

Ravens

Date/Opp.	RUSHING					RECEIVING				
	No	Yds	Avg	LG	TD	No	Yds	Avg	LG	TD
9/12 @ Cle.	SAW ACTION ON SPECIAL TEAMS									
9/19 vs. Pit.	SAW ACTION ON SPECIAL TEAMS									
9/26 @ Cin.	SAW ACTION ON SPECIAL TEAMS									
10/4 vs. KC	SAW ACTION ON SPECIAL TEAMS									
10/10 @ Was.	SAW ACTION ON SPECIAL TEAMS									
10/24 vs. Buf.	6	11	1.8	6	0	0	0	0.0	0	0
10/31 @ Phi.	5	25	5.0	13	0	1	6	6.0	6	0
11/7 vs. Cle.	0	0	0.0	0	0	0	0	0.0	0	0
11/14 @ NYJ	0	0	0.0	0	0	1	25	25.0	25	0
11/21 vs. Dal.	1	12	12.0	12	0	0	0	0.0	0	0
11/28 @ NE	INJURED RESERVE - LEG									
12/5 vs. Cin.	INJURED RESERVE - LEG									
12/12 vs. NYG	INJURED RESERVE - LEG									
12/19 @ Ind.	INJURED RESERVE - LEG									
12/26 @ Pit.	INJURED RESERVE - LEG									
1/2/05 vs. Mia.	INJURED RESERVE - LEG									
Totals	12	48	4.0	13	0	2	31	15.5	25	0

2003

Game-By-Game

Ravens

Date/Opp.	RUSHING					RECEIVING				
	No	Yds	Avg	LG	TD	No	Yds	Avg	LG	TD
9/7 @ Pit.	INACTIVE - KNEE									
9/14 vs. Cle.	INACTIVE - KNEE									
9/21 @ SD	INACTIVE - KNEE									
9/28 vs. KC	INACTIVE - KNEE									
10/12 @ Ari.	INACTIVE - KNEE									
10/19 @ Cin.	SAW ACTION ON SPECIAL TEAMS									
10/26 vs. Den.	SAW ACTION ON SPECIAL TEAMS									
11/2 vs. Jax.	SAW ACTION ON SPECIAL TEAMS									
11/9 @ STL	SAW ACTION ON SPECIAL TEAMS									
11/16 @ Mia.	SAW ACTION ON SPECIAL TEAMS									
11/23 vs. Sea.	SAW ACTION ON SPECIAL TEAMS									
11/30 vs. SF	5	10	2.3	1	0	0	0	0.0	0	0
12/7 vs. Cin.	SAW ACTION ON SPECIAL TEAMS									
12/14 @ Oak.	SAW ACTION ON SPECIAL TEAMS									
12/21 @ Cle.	4	21	5.3	11	1	0	0	0.0	0	0
12/28 vs. Pit.	SAW ACTION ON SPECIAL TEAMS									
Totals	9	31	3.4	11t	2	0	0	0.0	0	0
Playoffs										
1/3/04 vs. Ten.	SAW ACTION ON SPECIAL TEAMS									
Totals	0	0	0.0	0	0	0	0	0.0	0	0

MUSA SMITH

REGULAR SEASON

RUSHING

Year	No.	Yds.	Avg.	LG	TD
2003	9	31	3.4	11t	2
2004	12	48	4.0	13	0
Totals	21	79	3.8	13	2

RECEIVING

No.	Yds.	Avg.	LG	TD
0	0	0.0	0	0
2	31	15.5	25	0
2	31	15.5	25	0

SPECIAL TEAMS TACKLES (18): 2003 (10); 2004 (8)

CAREER SINGLE-GAME HIGHS (regular season)

RUSHING:

Carries:

5 2 times (last: 10/31/04 at Phi.)

Yards:

25 (10/31/04 at Phi.)

Long:

13 (10/31/04 at Phi.)

Touchdowns:

1 2 times (last: 12/21/03 at Cle.)

RECEIVING:

Receptions:

1 2 times (last: 11/14/04 at NYJ)

Yards:

25 (11/14/04 at NYJ)

Long:

25 (11/14/04 at NYJ)

Touchdowns:

0

POSTSEASON

RUSHING

Year	No.	Yds.	Avg.	LG	TD
2003	0	0	0.0	0	0
Totals	0	0	0.0	0	0

RECEIVING

No.	Yds.	Avg.	LG	TD
0	0	0.0	0	0
0	0	0.0	0	0

MUSA SMITH



TRENT SMITH
TIGHT END
YEARS IN NFL: 3
HT: 6'5" WT: 245
COLLEGE: Oklahoma
HS: Clinton (OK)
BORN: 9/15/79, Norman, OK
JOINED RAVENS: Draft 7a (223rd), 2003

88

GAMES PLAYED/STARTED: (2003, IR); (2004, IR) Total 0/0

TRANSACTIONS: Trent Smith was selected with the 223rd overall pick in the 7th round of the 2003 NFL Draft...Is the 4th TE drafted by the Ravens in franchise history (Cam Quayle in 1998, Todd Heap in 2001 and Terry Jones in 2002), and the 3rd of 5 players from Oklahoma drafted by Baltimore.

PRO: Explosive off the line with great route-running ability and soft hands...Showed in 2003 training camp and briefly in preseason games a knack for big plays...Pulled in 1 reception for 39 yards and broke his leg on the same play in the Ravens' 1st preseason game against the Buffalo Bills (8/9/03)...Placed on Injured Reserve on 8/25/03.

2004: Did not play all season due to complications with his leg injury.

2003: Placed on IR on 8/25/03 after hauling in a reception for 39 yards and broke his leg on the same play in the Ravens' 1st preseason game vs. Buf. (8/9).

COLLEGE, PERSONAL: Played in 51 games, starting 45, during his 4 years at Oklahoma...Shattered school career-records with 154 receptions for 1,445 yards (9.4 avg) and 16 TDs, topping the previous marks of 114 catches by Eddie Hinton (1966-68) and 13 TDs by Keith Jackson (1984-87)...His 1,445 yards rank 6th on the Sooners' all-time record list...Was a *John Mackey Award* finalist and All-American selection as a junior...Established school season-records for receiving with 61 receptions for 564 yards and 6 TDs in 2001...AP All-Big 12 1st-team selection as a senior...Started every game, *leading the team for the 2nd-straight year* with 46 receptions for 396 yards (8.6 avg) and 5 TDs...Also recorded 4 tackles on special teams...Second-team All-America selection by *The Sporting News*...All-Big 12, 2nd-team choice by the AP, Big 12 Coaches, *Dallas Morning News* and *Fort Worth Star-Telegram*...Team Offensive MVP...*Led the nation's TEs in receptions, receptions per game and receiving yards...Set OU's single-season record for receptions with 61*, eclipsing the 33-year-old mark of 60 set by Eddie Hinton in 1968...Gained 564 yards (9.2 avg.) and led the team with 6 TD receptions...Set school game-records with 11 catches and 4 TDs on 70 yards receiving against Kansas...His 4 scoring receptions surpassed the previous OU record of 3 TDs by Curtis Fagan (vs. Baylor, 2000) and Jack Lockett (vs. Oklahoma State, 1965)...Started 12 games, only missing the Oklahoma State game as a sophomore...All-Big 12 honorable mention by the league's coaches and the AP...Finished with 29 receptions for 310 yards (10.7 avg) and 3 TDs...*Named ABC's Player of the Game after hauling in 8 receptions for 96 yards and a 1-yard TD against Kansas State in the Big 12 Championship*...Started the final 7 games, catching 18 passes for 175 yards (9.7 avg) and 2 TDs as a freshman...Red-shirted as a true freshman in 1998...The top-rated TE prospect in the Big 12 region and 4th-rated TE in the nation by *PrepStar* out of Clinton (OK) HS...Led his squad to the Class 4A state championship as a junior and senior...Had 30 receptions as a senior for 633 yards and 8 TDs...Recorded 76 receptions and 12 TDs for his career...Had 70 tackles as a DT his senior year...Rated by many as the 2nd-best overall prospect in the state of Oklahoma...Aviation major at Oklahoma...Earned his pilot's license...Has a black belt in Tae-Kwon-Do and won a national championship at the age of 8...Was also a 2-time Oklahoma state champion and Kansas state champion before the age of 12...Posed with his dog, Naylor, for the 2005 and 2006 Friends of the Baltimore Animal Shelter's calendar benefiting animal shelters in the Baltimore metro area...In September 2004, helped out in the Ravens Football 101 clinic for women on the offensive side of the ball...In December 2004 Trent, who was joined by Matt Stover and Adalius Thomas invited students from city schools to view a private screening of *Fat Albert*...Full name: Darrell Trent Smith.





MATT STOVER
KICKER

YEARS IN NFL: 16
HT: 5'11" WT: 178
COLLEGE: Louisiana Tech
HS: Lake Highlands (Dallas, TX)
BORN: 1/27/68, Dallas, TX
JOINED FRANCHISE: Plan B Free Agent, 1991
PRO BOWLS (1): 2000

3

GAMES PLAYED/STARTED: (1990, IR); (1991, 16/0); (1992, 16/0); (1993, 16/0); (1994, 16/0); (1995, 16/0); (1996, 16/0); (1997, 16/0); (1998, 16/0); (1999, 16/0); (2000, 16/0); (2001, 16/0); (2002, 15/0); (2003, 16/0); (2004, 16/0) **Total 223/0**

Playoffs (1995, 2/0); (2000, 4/0); (2001, 2/0); (2003, 1/0) **Total 9/0**

TRANSACTIONS: Matt Stover re-signed (unrestricted) with the Ravens on 3/9/04...Re-signed with Baltimore (unrestricted) on 3/7/00...Signed a re-negotiated contract with the Ravens on 8/29/97...Franchise relocated to Baltimore in 1996...Signed a re-negotiated contract with the Cleveland Browns on 9/1/95...Re-signed with the Browns on 7/24/93...Signed with Cleveland as a Plan B free agent on 3/15/91...Originally drafted by the New York Giants in the 12th round (329th selection overall) of the 1990 NFL draft...Placed on injured reserve by the Giants (9/4/90 to 2/1/91).

PRO: Stover, a *Pro Bowl performer (2000)* is the 3rd-most accurate kicker in NFL history...He owns an 82.7 percent success rate (350-of-423) entering 2005...In 2004, Stover moved into 10th place on the NFL's all-time scoring list with 1,481 points, and enters 2005 in 4th place on the active scoring list...Stover also enters 2005 with 262 consecutive PATs, the 2nd-longest current streak in the NFL, 4th-longest in NFL history...*Owns NFL record for consecutive games with a FG - 38 (1999-2001)*...Ravens' all-time leading scorer was 6th in the AFC with 117 points last season...Stover has more made FG (350) going into 2005 than any of the top 5 kickers have attempted...He connected on 29-of-32 FGAs (90.6%), which marks the 2nd-highest percentage total of his career...Also was perfect (30-of-30) on PATs...Stover moved into 17th place on the NFL's all-time scoring list in 2003 with 1,364 points...The Ravens all-time leading scorer was 3rd in the AFC and 4th in the NFL with 134 points (2nd most in franchise history to his 135 in 2000)...He connected on 33-of-38 FGAs (86.8%), including 2 dramatic OT FGs for Ravens victories...Was perfect (35-of-35) on PATs...Stover, who has been in the NFL longer than any other active Raven, moved into the top 20 all-time NFL scorer during the 2002 season...After being on IR as a rookie with the Giants in 1990, Matt has not missed a game due to injury in his career...Stover connected on 21-of-25 FGs (84%) and all 33 PATs when he led the team in scoring (96 points) in 2002...Stover tied for 5th in the NFL with 115 points during the 2001 season...He tied for 2nd in the league (Jason Elam: Denver-31) with 30 FGs made...Was perfect on 25 PATs and hit on better than 85% of his FGs...*Enjoyed his best season in 2000, scoring a career and NFL-high 135 points*, which earned him *1st trip to the Pro Bowl*...Capped his outstanding season with a 34-7 win over the team that drafted him, the New York Giants, in Super Bowl XXXV...Was 35-of-39 on FGAs and kicked 30 PATs to surpass the career 1,000-point mark...In 1999, he booted 28-of-33 FGs and 32 PATs for a then-career-high 116 points, to give him 251 points over those 2 years (tops in the NFL)...Matt is 242-of-258 (93.8%) on attempts inside the 40 in his career...Has scored at least 100 points in 8 of the last 11 seasons...Set the Browns' all-time record in 1995 with 29 FGs, snapping his previous team mark of 26, set in 1994...Led the NFL in 1994 with a 92.8% success rate (26-of-28)...His 23 straight successful FGs made streak in 1994-95 fell 8 short of the then-NFL mark (Fuad Reveiz - 31)...Signed as an unprotected (Plan B) free agent by the Browns on 3/15/91 from the New York Giants...Originally selected by the Giants in the 12th round of the 1990 draft...Placed on the Giants' IR with a quadriceps pull on 9/4/90...A team player rep 1992-99 and was elected to the NFLPA Executive Committee from 1996-99...*Has been*



Matt presented an electronic scoreboard (with a remote), flag football uniforms, and other equipment to William Paca Elementary School in February 2005.

MATT STOVER 3

REGULAR SEASON

FIELD GOALS

Year	1-19	20-29	30-39	40-49	50+	Total	Pct.
<i>Cleveland</i>							
1991	1-2	2-3	8-9	3-6	2-2	16-22	72.7
1992	1-1	11-11	6-8	2-6	1-3	21-29	72.4
1993	0-0	4-4	5-6	6-8	1-4	16-22	72.7
1994	1-1	7-7	10-11	8-8	0-1	26-28	92.9
1995	1-1	12-12	9-10	7-9	0-1	29-33	87.9
Totals	4-5	36-37	38-44	26-37	4-11	108-134	80.6
<i>Baltimore</i>							
1996	0-0	8-8	5-6	5-10	1-1	19-25	76.0
1997	0-0	8-9	12-12	6-11	0-2	26-34	76.5
1998	0-0	6-6	5-5	10-17	0-0	21-28	75.0
1999	4-4	9-9	6-8	7-7	2-5	28-33	84.8
2000	2-2	9-9	12-13	10-12	2-3	35-39	89.7
2001	0-0	16-16	9-10	5-9	0-0	30-35	85.7
2002	0-0	9-9	4-5	7-10	1-1	21-25	84.0
2003	0-0	16-16	6-6	11-14	0-2	33-38	86.8
2004	2-2	9-9	7-8	9-10	2-3	29-32	90.6
Totals	8-8	90-91	66-73	70-100	8-17	242-289	83.7
Career	12-13	126-128	104-117	96-137	12-28	350-423	82.7
Pcts.	92.3	98.4	88.8	70.1	42.9	82.7	

POSTSEASON

FIELD GOALS

Year	1-19	20-29	30-39	40-49	50+	Total	Pct.
<i>Cleveland</i>							
1995	0-0	2-2	1-1	0-1	0-1	3-5	60.0
Totals	0-0	2-2	1-1	0-1	0-1	3-5	60.0
<i>Baltimore</i>							
2000	0-0	2-2	3-4	1-2	0-0	6-8	75.0
2001	0-0	1-1	1-1	1-2	0-0	3-4	75.0
2003	0-0	0-0	0-0	1-1	0-0	1-1	100.0
Totals	0-0	3-3	4-5	3-5	0-0	10-13	76.9
Career	0-0	5-5	5-6	3-6	0-1	13-18	72.2
Pcts.	—	100.0	83.3	50.0	0.0	72.2	

(Playoff games in purple underline)

2004 GAME-BY-GAME (with Baltimore): (42); (35, 27, 34); (21); (50); (33); (24, 50WR, 19); (44); (44, 39, 43, 36); (24, 42); (50); (22); 20, 22, 38, 45); (46, 44, 27); (42, 31B); (44WR); (25, 19, 33)

2003 GAME-BY-GAME (with Baltimore): (); (45N, 20, 40, 21); (49); (29); (31, 22, 29, 37); (25); (45N, 25, 39, 22, 29); (23, 32, 23); (41, 25, 41); (39, 45); (21, 40, 42); (28, 47, 41); (22); (32, 28, 50N); (46N); (46, 52N, 47); (43)

2002 GAME-BY-GAME (with Baltimore): (47N); (); (23, 41); (43, 28, 27, 28); (41, 51); (46N, 30); (28); (32); (33); (); (26, 43); (49N, 38N); (26); (22, 22, 47); (31, 43); (43)

2001 GAME-BY-GAME (with Baltimore): (46WR, 37); (38); (29, 26); (26, 25); (28); (21, 38); (49, 28); (25, 39); (31, 33, 30); (42); (41, 41WR); (26, 30, 29, 27, 46WL); (48WL); (43, 29, 33WR, 43); (24); (21, 20, 38, 20); (40LU, 35, 40); (26)

MATT STOVER

MATT STOVER 3

2000 GAME-BY-GAME (with Baltimore): (23, 26, 33); (44); (30B, 27, 33); (30, 37, 19); (45, 30, 44, 51WR, 22); (47, 32, 43, 21, 24); (51); (21, 38); (51, 49); (38, 32); (45); (25, 47SH, 19); (39, 26, 38); (32); (42, 42); (42, 45WL); (); (38); (36N, 31, 28, 21); (47, 41N, 34)

1999 GAME-BY-GAME (with Baltimore): (54WR, 25, 54WR); (45, 28); (44); (38WR, 38, 26); (44, 46, 50); (37WR); (37, 51BL); (28, 44); (23); (25, 50); (46, 31, 33); (21, 27); (19); (36); (24, 48, 19, 30, 19); (19)

1998 GAME-BY-GAME (with Baltimore): (41, 42WR, 42WL, 45WL, 25); (29, 44WR); (25); (46); (21, 45); (41, 40); (38, 45WL), (); (41WL, 30, 30); (42, 42); (34, 23); (43, 48, 47); (); (); (45BL, 27); (30)

1997 GAME-BY-GAME (with Baltimore): (33, 25); (37, 32, 41); (37); (38, 46WL, 42, 49, 34, 36); (47, 35, 28); (34); (38, 23); (48SH, 34, 28); (41, 22, 24); (); (23, 53WR); (46, 34); (); (24, 45WR, 42WR); (50 BL, 27BL); (44WR)

1996 GAME-BY-GAME (with Baltimore): (25, 37); (29); (); (38, 48SH, 49WL); (); (); (45, 33); (43WL, 50, 32WL); (); (21, 21); (43, 25); (21, 29, 41, 33, 49WR); (40); (45SH); (37, 46, 25); ();

1995 GAME-BY-GAME (with Cleveland): (); (43, 23, 20); (); (37WL); (43WR, 32, 47, 23, 38); (22, 38); (36, 29, 21); (44, 25, 36, 38, 28); (50SH, 20); (29); (46, 28); (44); (34, 40); (26); (37, 42, 19, 35); (40WL)

1994 GAME-BY-GAME: (19, 22); (23, 32WR); (32); (); (23, 45); (50WR, 35); (45, 27, 35); (43, 45); (33, 41); (35, 41, 22, 36); (); (37, 23); (41, 23); (34, 32, 43, 32); (); (); (30, 50BL, 49WR, 21); (22)

1993 GAME-BY-GAME (with Cleveland): (28, 34); (47, 41, 33); (32); (32, 52WR); (39WR); (); (); (49SH); (25); (21, 44); (53WL); (43); (53, 46WR, 56WR); (23); (); (36, 47, 44)

1992 GAME-BY-GAME (with Cleveland): (38WR, 20); (28); (45WL); (); (51); (26); (29, 28, 21, 54SH, 44WL, 31WL, 32); (39); (44, 52WL); (36, 28); (19, 30); (27, 43, 42WL); (34, 30, 27); (); (42WR); (22, 22)

1991 GAME-BY-GAME (with Cleveland): (45WL); (30, 32); (30, 42, 38, 45); (30); (); (26); (30); (34); (47WL, 34BL); (50); (55); (34, 21); (41, 25WR); (); (19SH); (19, 44WL)

CAREER SINGLE-GAME HIGHS (regular season)

SCORING:

Most Points Scored: 18 at Ten. (9/21/97)

FIELD GOALS:

Number Attempted: 7 at NE (10/25/92)

Number Made: 5 (4 times) at Jax. (10/8/00); vs. Cin. (12/26/99); at Ten. (9/21/97), at Cin. (10/29/95)

Longest Attempted: 55 yards, at Hou. (11/17/91)

Longest Made: 55 yards, at Hou. (11/17/91)

Longest FGM Streak: 23 (10/13/94 - 9/17/95)

22 (11/7/99 - 9/17/00)
(10/26/03 - 12/28/03)

PATs:

Number Attempted: 6 at LA Rams (12/26/93)

Number Made: 6 at LA Rams (12/26/93)

Consecutive PATs Made: 226 (10/27/96 - current)

CAREER SINGLE-GAME HIGHS (postseason)

SCORING:

Most Points Scored: 10 at NYG (1/28/01) - Super Bowl XXXV
10 at Oak. (1/14/01) - AFC Championship

MATT STOVER

MATT STOVER 3

FIELD GOALS:


Number Attempted:	4 at Oak. (1/14/01) - AFC Championship
Number Made:	3 at Oak. (1/14/01) - AFC Championship
Longest Attempted:	47 at NYG (1/28/01) - Super Bowl XXXV
Longest Made:	47 at NYG (1/28/01) - Super Bowl XXXV
Longest FGM Streak:	4 at Oak. (1/14/01) through at NYG (1/28/01)

PATs:

Number Attempted:	4 at NYG (1/28/01) - Super Bowl XXXV
Number Made:	4 at NYG (1/28/01) - Super Bowl XXXV
Consecutive PATs Made:	13 (2 games in 1995 and 4 games in 2000)

*named Special Teams Player of the Week 5 times (4 with Baltimore)...*Is 1 of 2 players on the Ravens' roster (Orlando Brown) who was with the franchise in Cleveland.

2004: (with Baltimore) Saw action in all 16 games in 2004 and moved into *10th place on the NFL's all-time scoring list* with 1,481 points...Stover led the team with 117 points, marking the 8th time he has scored in the triple digits...He hit 90.6% of his FGAs (29-of-32), the 2nd time in his career (92.9% in 1994) that he has connected on at least 90% of his attempts...Stover also hit all 30 of his PATs, the 8th year in a row when he has not missed an attempt and the 9th time that he has made at least 30 PATs...Stover also kicked off 23 times, recording 7 TBs...Scored a season-high 14 points as he connected on 4 FGs (20, 22, 38 and 45), both PATs, punted 1 time (fake FG) for 33 yards and handled KO duties vs. Cin. (12/5)...**2004 SEASON HIGHLIGHTS:** Connected on all 3 PATs and 3 FGAs (25, 19 and 33) in the 30-23 victory in the **season finale vs. Mia. (1/2/05)**...Connected on all 3 FGAs (46, 44 and 27), all 4 XPAs and kicked off 7 times in the 37-14 victory in **game 13 vs. NYG (12/12)**...**Scored a season-high 14 points**, as he connected on 4 FGs (20, 22, 38 and 45), both PATs, punted 1 time (fake FG) for 33 yards and handled KO duties in **game 12 vs. Cin. (12/5)**...Connected on all 3 PATs (4th was aborted) and his lone FGA (50 yards) in the 30-10 win in **game 10 vs. Dal. (11/21)**...Hit both of his XPAs and both FGAs, including a game-winning 42-yarder in OT in **game 9 at NYJ (11/14)**...Also handled KO duties, kicking off 5 times, with 2 TBs against the Jets...Scored 13 points, connecting on all 4 FGAs and a PAT in the 27-13 victory in **game 8 vs. Cle. (11/7)**...Nailed his only FGA, from 50 yards (his 1st 50-yard plus FG since 10/13/02 at Ind.), and all 3 PATs in **game 4 vs. KC (10/4)**...Nailed 3 FGs (35, 27 and 34) and all 3 PATs in 30-13 win in **game 2 vs. Pit. (9/19)**.



2003: (with Baltimore) Stover moved into 17th place on the NFL's all-time scoring list in 2003 with 1,364 points...The Ravens all-time leading scorer was 3rd in the AFC and 4th in the NFL with 134 points (2nd most in franchise history to his 135 in 2000)...He connected on 33-of-38 FGAs (86.8%), including 2 dramatic OT FGs for Ravens victories...Also was perfect (35-of-35) on PATs...**2003 SEASON HIGHLIGHTS:** Tied season

MATT STOVER 3

REGULAR SEASON

Year	PAT Made-Att.	FG Made-Att.	Total Points	KOs	TB	EZ
<i>New York Giants</i>						
1990	INJURED RESERVE-QUADRICEPS					
<i>Cleveland</i>						
1991	33-34	16-22	81	67	15	20
1992	29-30	21-29	92	66	14	22
1993	36-36	16-22	84	66	21	30
1994	32-32	26-28	110	78	5	5
1995	26-26	29-33	113	76	7	13
Totals	156-158	108-134	480	353	62	90
<i>Baltimore</i>						
1996	34-35	19-25	91	80	6	17
1997	32-32	26-34	110	76	15	28
1998	24-24	21-28	87	65	5	11
1999	32-32	28-33	116	75	3	9
2000	30-30	*35-39	*135	78	5	11
2001	25-25	30-35	115	70	18	14
2002	33-33	21-25	96	52	1	5
2003	*35-35	33-38	134	7	1	1
2004	30-30	29-32	117	23	7	4
Totals	*275-276	*242-289	*1,001	526	*61	*100
Career	431-434	350-423	1,481	879	123	190

*- Franchise Record

POSTSEASON

Year	PAT Made-Att.	FG Made-Att.	Total Points	KOs	TB	EZ
<i>Cleveland</i>						
1995	2-2	3-5	11	9	0	1
Totals	2-2	3-5	11	9	0	1
<i>Baltimore</i>						
2000	11-11	6-8	29	21	3	3
2001	3-3	3-4	12	8	0	0
2003	2-2	1-1	5	0	0	0
Totals	16-16	10-13	46	29	3	3
Career	18-18	13-18	57	38	3	4

MATT STOVER

finale vs. Pit. (12/28) at 10-10 with a 46-yard FG and then won the game in OT with a 47-yarder...Extended his consecutive FG streak to 22 with his 1st 2 FGs (32 and 28), before missing his 3rd (50-yard attempt fell short) in **game 14 at Oak. (12/14)**...Connected on all 4 PATs and all 3 FGAs, including a 40-yard FG with the Ravens down 3 points with 3 seconds remaining to send the game into OT, and then hit a 42-yard FG to **game 11 vs. Sea. (11/23)**...*Played in his 200th-career game* and scored 10 points as he was 3-for-3 on FGAs (41, 25 and 41) and hit his only PAT in **game 9 at STL (11/9)**...Connected on all 3 of his FGAs and his only PAT in **game 8 vs. Jax. (11/2)**...*Booted his 300th-career FG* (only the 15th player in NFL history with 300 FGs) on a 39-yard strike in the second quarter of the 26-6 victory in **game 7 vs. Den. (10/26)**...Connected on 4 of 5 FGAs, 25, 39, 22 and 29 (missed WR from 45) and hit both of his PATs, scoring 14 points against the Broncos...Earned a game ball after he kicked the ball 14 times (7 KOs, 4 FGAs, 2 PATs and 1

MATT STOVER 3

punt) in **game 5 at Ari. (10/12)**...Stover connected on all 4 FGAs (31, 22, 29 and 37) and both PATs as well as punted once for 34 yards on a fake FG against the Cardinals.

2002: (with Baltimore) Saw action in 15 games, handling PAT, FG and KO duties...*Led the team with 96 points*...Connected on all 33 PATs and was 21-of-25 on FGs, including 9-of-9 from 20-29 yards...Also had 3 special teams tackles...**2002 SEASON HIGHLIGHTS:** Went 4-of-4 on PATs and connected on only FGA (43 yards) in **game 16 at Pit. (12/29)**...Connected on all 3 FGAs (22, 22 and 47) and both PATs in 23-19 win in **game 14 at Hou. (12/15)**...Handled KO duties and hit only extra point in **game 10 at Mia. (11/17)**...Connected on his only FGA (33 yards) and all 5 PATs in 38-27 win in **game 9 vs. Cin. (11/10)**...Was a perfect 4-of-4 on FGAs (43, 28, 27 and 28) in 26-21 win in **game 4 at Cle. (10/6)**...Also connected on both extra points against the Browns...Connected on lone PAT and missed a 47-yard FG in **season opener at Car. (9/8)**...*Also had 1st career punt for 33 yards against the Panthers.*

2001: (with Baltimore) Finished 4th in the AFC (tied for 5th in the NFL) with 115 points...*Tied for 2nd in the AFC (tied for 2nd in NFL) with 30 FGs*...Was 30-35 on FGAs and 25-of-25 on PATs...**2001 SEASON HIGHLIGHTS:** Went 4-for-4 on FGs (made from 20, 20, 21 and 38) and made 1 PAT in 19-3 win in **game 16 vs. Min. (1/7/02)**...His 4 FGs tied a season-high...Went 4-for-5 (made from 26, 27, 29 and 30, missed from 46) and made 3 PATs in 39-27 win in **game 12 vs. Ind. (12/2)**...The 15 points were a season high...Went 2-for-2 (made from 25 and 39) and made only PAT in 13-10 win in **game 8 at Pit. (11/4)**...Kicked 39-yard game-winner with 1:49 left, his 2nd fourth-quarter FG...*Named AFC Special Teams Player of the Week*...*Set NFL record by kicking a FG in his 32nd straight game, breaking the tie with Fred Cox in game 6 at Cle. (10/21)*...Went 2-for-2 (made from 21 and 38) in 24-14 loss...Made 1 special teams tackle...Went 1-for-1 on FGs (made from 28) and made both PATs in 31-23 loss in **game 5 at GB (10/14)**...*Tied NFL record with Fred Cox for consecutive games with a field goal (31) with a 28-yarder in the third quarter*...Went 2-for-2 on FGs (made from 25 and 26) and made both PATs in the 26-7 win in **game 4 vs. Ten. (10/7)**.

2000: (with Baltimore) *Scored a career and NFL-high 135 points* and earned his 1st trip to the *Pro Bowl*...Was 35-of-39 on FGAs and kicked 30 PATs to surpass the career 1,000-point mark...Earned *AP All-Pro* honors...Was 6-of-8 on FGAs and 11-for-11 on PATs for 29 points in 4 postseason games...**2000 SEASON HIGHLIGHTS:** Kicked a 32-yard FG in the Ravens' playoff-clinching 24-3 win in **game 14 vs. SD (12/10)**...Booted 3 FGs in the Ravens' 44-7 win in **game 13 vs. Cle. (11/26)**, plus kicked 5 PATs for 14 points to give him 1,000 career points...Kicked a 45-yard FG in the Ravens' 24-23 win in **game 11 at Ten. (11/14)** to extend his streak to 14 straight...Also made a tackle on KO coverage for the 2nd week in a row...Was named *AFC Special Teams Player of the Month for October*...Accounted for 49 consecutive points in October's TD drought...Named *AFC Special Teams Player of the Week* for his 5-FG effort in the Ravens' 15-10 win in **game 6 at Jax. (10/8)**...Accounted for all of the Ravens' scoring in the game and tied a career high, established

MOST CAREER POINTS NFL HISTORY

Name	Pts
1. Anderson, Gary*	2,434
2. Andersen, Morten*	2,358
3. Blanda, George	2,002
4. Johnson, Norm	1,736
5. Lowery, Nick	1,711
6. Stenerud, Jan	1,699
7. Murray, Eddie	1,594
8. Del Greco, Al	1,584
9. Carney, John*	1,537
10. Stover, Matt*	1,481
11. Christie, Steve*	1,476
12. Leahy, Pat	1,470
13. Elam, Jason*	1,442
14. Turner, Jim	1,439
15. Bahr, Matt	1,422
16. Moseley, Mark	1,382
17. Bakken, Jim	1,380
18. Cox, Fred	1,365
19. Groza, Lou	1,349
20. Hanson, Jason*	1,336

*Active in 2004

MATT STOVER 3

MATT STOVER'S CAREER KICKING VS. EACH OPPONENT

Opponent	G	FG	FGA	Pct.	LG	PAT	PAT Att.	Pts
Arizona	4	9	9	100.0	46	7	7	34
Atlanta	3	3	5	60.0	38	5	5	14
Buffalo	3	7	10	70.0	47	4	4	25
Carolina	2	3	4	75.0	46	2	2	11
Chicago	3	4	7	57.1	43	5	5	17
Cincinnati	28	54	61	88.5	50	73	73	235
Cleveland	12	27	30	90.0	45	26	26	107
Dallas	4	7	9	77.8	50	9	9	30
Denver	8	12	14	85.7	45	13	13	49
Detroit	3	3	3	100.0	38	6	6	15
Green Bay	4	5	6	83.3	46	7	7	22
Houston	1	3	3	100.0	47	2	2	11
Indianapolis	9	13	18	72.2	51	20	20	59
Jacksonville	16	29	33	87.8	49	27	27	114
Kansas City	6	4	6	66.6	50	12	12	24
Miami	7	10	12	83.3	45	9	10	39
Minnesota	4	7	7	100.0	38	4	4	25
New England	8	11	14	78.6	41	10	10	43
New Orleans	4	4	6	66.6	43	10	10	22
NY Giants	4	7	7	100.0	46	9	9	30
NY Jets	6	9	11	81.8	45	14	14	41
Oakland	5	7	10	70.0	37	8	8	29
Philadelphia	4	7	8	87.5	50	7	8	28
Pittsburgh	28	35	43	81.4	51	44	44	149
St. Louis	4	5	9	55.6	50	10	11	25
San Diego	7	12	12	100.0	49	12	12	48
San Francisco	3	8	8	100.0	47	9	9	33
Seattle	4	5	7	71.4	42	14	14	29
Tampa Bay	2	4	4	100.0	43	2	2	14
Tennessee	23	31	41	75.6	55	45	45	138
Washington	4	5	6	83.3	51	6	6	21
Totals	223	350	423	82.7	55	431	434	1,481

MATT STOVER

3 other times (last on 12/26/99 vs. Cin.).

1999: (with Baltimore) Finished 28-of-33 (84.8%) on the season, with 32 PATs, for a then-career high 116 points...Connected on his final 18 FGAs after starting the season 10-of-15...Three of his 75 KOs went for TBs...**1999 SEASON HIGHLIGHTS: Tied a then-career high with 5 FGs** in Baltimore's 22-0 win in **game 15 vs. Cin. (12/26)** and was named the **AFC Special Teams Player of the Week**...Was his 3rd 5-FG day, and 2nd against the Bengals...He also tied his own team record by kicking 3 of the 5 FGs in the second quarter...Kicked 1 PAT to account for 16 of the 22 points...His 4th FG (a 30-yarder) was the 200th of his career...Kicked the game-winning 50-yard FG as time expired in the Ravens' 34-31 win in **game 10 at Cin. (11/21)** to win **AFC Special Teams Player of the Week**...Was his 4th career game-winner and 3rd against the Bengals.

1998: (with Baltimore) Was 21-of-28 (.750) on FGAs and 24-of-24 on PATs for 87 points...Was successful on 18 of his last 21 FGAs...Eleven of 65 kickoffs went into the end zone, with 5 TBs...Had best game of the season in 38-31 win vs. Ind. (11/29), booting FGs from 43, 48 and 47 yards...His 12

MATT STOVER 3

points were a season high and the 48 and 47-yard FGs were his 2 longest of the season...**1998 SEASON HIGHLIGHTS:** Snapped a season-long streak of 9 straight successful FGAs when his 45-yarder was blocked in **game 15 at Chi. (12/20)** by James Williams...Booted 2 FGs in 20-13 win in **game 11 at Cin. (11/22)**...Was perfect on 2 42-yard FGAs in 14-13 loss in **game 10 at SD (11/15)**...Accounted for all of Baltimore's points in 16-6 loss in **game 6 at Pit. (10/18)**...Connected from 41 and 40 yards in the first half.

1997: (with Baltimore) Finished 26-for-34 on the season (76.5%)...After making 26 of his 1st 29 attempts, Matt missed his last 5 tries (although 2 were blocked)...Finished 9th in the AFC with 110 points...Was a perfect 32-for-32 on PATs...While Stover had a 76.5% success rate in 1997, Ravens opponents were 23-31 (74.2%), the 6th-lowest opponent FG% in the league...Fifteen of his 76 kick-offs went for TBs...**1997 SEASON HIGHLIGHTS:** Kicked FGs of 38 and 23 yards in **game 7 vs. Mia. (10/19)** to extend his consecutive FG made streak to 10...Upped consecutive FG streak to 8 by nailing a 34-yarder in **game 6 vs. Pit. (10/5)**...*Named the AFC's Special Teams Player of the Month for September*...Connected from 47, 35 and 28 yards in **game 5 at SD (9/28)**...*Tied a career high and set a Ravens' record with 5 FGs in game 4 at Ten. (9/21) in his 100th career NFL game*...Was 5-for-6 on the day, snapping a streak of 10 consecutive FGs, a Ravens' record...The 6 attempts was a Ravens' record...Made good on attempts from 38, 42, 49, 34 and 36.

1996: (with Baltimore) Was 19-of-25 on FGAs and 34-of-35 on PATs for 91 points (3rd-lowest FGAs in AFC because Ravens had NFL's 4th-highest TD% inside-the-20 - 60%)...Seventeen of his 80 KOs went into the end zone, with 6 TBs...**1996 SEASON HIGHLIGHTS:** Was 3-of-3 on FGAs, booting 37, 46 and 25-yarders in **game 15 at Car. (12/15)**...Booted FGs of 25 and 37 yards in **opening day 19-14 win over Oak. (9/1)**.

1995: (with Cleveland) Finished 2nd straight outstanding season by connecting on 29-of-33 on FGAs and 26-of-26 on PATs for a then-career high 113 points...His 29 FGs set a Browns' record (breaking a mark he set in 1994 with 26)...His 87.9% success ratio was 2nd in the league to Dallas' Chris Boniol, who was 27-of-28 (96.4%)...**1995 SEASON HIGHLIGHTS:** *Kicked his 100th career FG, a 28-yarder in game 11 vs. GB (11/19)*, 1 of 2 on the day (kicked a 46-yarder earlier)...That qualified him for the NFL's all-time FG accuracy list...*Tied a team record and set a career-high with 5 FGs in the 29-26 OT win in game 8 at Cin. (10/29)*, including the game-winner from 28 yards (at 6:30 in OT), to earn the *AFC Special Teams Player of the Week* award...Booted kicks of 44, 25, 36, 38 and 28 yards.

1994: (with Cleveland) Matt snapped 4 Browns team kicking records: His 92.8% FG pct. (26-of-28) topped Lou Groza's 88.5% (23-of-26) mark set in 1953; he made 20 consecutive FGs, surpassing Don Cockroft's mark of 16; and his 26 3-pointers were the most in team history, breaking Matt Bahr's high of 24, accomplished in 1984 and 1988 (He later kicked 29 in 1995)...Named as *Pro Bowl 1st alternate*...Made his final 20 FGs (He did not attempt a FG in either of the final 2 games)...Finished 26-of-28 on FGAs (92.8%), the best pct. in the NFL, and 32-of-32 on PATs for 110 points (tied for 4th in the AFC)...**1994 SEASON HIGHLIGHTS:** Tied his then-career high and set 2 new Browns records with a 4-for-4 performance in 19-14 win in his hometown in **game 14 at Dal. (12/10)**...*Booted FGs of 34, 32, 43 and 32 yards to extend his consecutive successful FGA streak to 20, topping Don Cockroft's old mark of 16*...Also set a new team record with 26 FGs, snapping

HIGHEST CAREER FIELD GOAL PERCENTAGE

(Active Players: MIN: 100 FG)

NAME	TEAM	FG	FGA	Pct.
Vanderjagt, Mike	Indianapolis	194	223	.870
Akers, David	Philadelphia	139	167	.832
Stover, Matt	Baltimore	350	423	.827
Longwell, Ryan	Green Bay	206	250	.824
Vinatieri, Adam	New England	243	296	.821

MATT STOVER 3

Matt Bahr's old mark of 24, done in 1984 and 1988...Tied Don Cockroft's team record with his 16th straight FG in **game 13 vs. his old team, NYG (12/4)**.

1993: (with Cleveland) Had 84 kicking points, including 16-of-22 on FGAs and 36-of-36 on PATs...FG effort (16-of-22) matched his 1st season with the Browns (1991)...Was 9-of-10 inside the 40, and 15-of-18 inside the 50...Scored 25 points after 3 games (6-of-6 FGAs, 7-of-7 PATs), and 59 points last 12 games (10-of-16 FGAs, 29-of-29 PATs)...Twenty-one of his 66 KOs went for TBs and 30 went into the end zone...**1993 SEASON HIGHLIGHTS:** Hit a 53-yard FG in **game 13 at Hou. (12/12)** was 5th longest in team history, and 2nd longest of career...Ended season on high note by connecting on all 3 attempts (36, 47 and 44 yards) in 16-9 loss in **season finale at Pit. (1/2/94)**...Did not attempt a FG, but was 6-of-6 on PATs and booted 3-of-7 KOs into the end zone, 1 for a TB, in 42-14 win in **game 15 at StL (12/26)**...Hit 8th straight FGA, a 32-yarder, to give Browns a 10-9 lead in **game 4 at Ind. (9/26)**; missed WR, his 1st miss of '93, on a 52-yard attempt in the fourth quarter.

1992: (with Cleveland) Was 21-of-29 in FGAs and 29-of-30 in PATs for a club-leading 92 points...Matt was 12-of-12 inside the 30, 18-of-20 inside the 40, but 3-of-9 from 40+ yards...Was 9-of-10 in FGAs, games 10 through 14...Placed 22-of-66 KOs in end zone, with 14 TBs...**1992 SEASON HIGHLIGHTS:** *Tied a Browns' record with 7 attempts in game 7 at NE (10/25)*...Made 4, from 29, 28, 21 and 32 yards, to tie a then-career high...Three misses were from 54, 44 and 31 yards (all WL)...Was 1st 50+ miss of career...Booted 51-yard FG in **game 5 vs. Pit. (10/11)**, his 3rd straight 50+ yard success in as many attempts.

1991: (with Cleveland) *Led the club in scoring with 81 points*...Was 33-of-34 on PATs, 16-of-22 on FGAs...*Had longest FG (career-long 55 yards) of the year in the AFC and 2nd-longest (Andersen, NO - 60 yards) in the NFL*...Had a string of 10 straight successes early in season, and 5 straight in middle of season...Was 2-of-2 in attempts of 50 yards and better...20 of his 67 kickoffs reached the end zone, with 15 TBs...**1991 SEASON HIGHLIGHTS:** Missed his only attempt, a 19-yard, game-tying FG with 4 seconds left in **game 14 vs. Hou. (12/15)**...Connected on a 50-yard FG, then a career best, in **game 10 vs. Phi. (11/10)**, but was 3-of-4 on PATs, hitting the left upright in the first quarter...Had his string of 10 straight FGs snapped in **game 9 at Cin. (11/3)**, as he hit the upright on a 47-yard fourth-quarter attempt and his 34-yard last-second attempt was blocked...Had biggest day of his young NFL career in **game 3 vs. Cin. (9/15)** in a 14-13 win, as he kicked 4 FGs, including the game-winner from 45 yards out with only 4 seconds remaining (the other 3 were from 30, 42, and 38 yards), and was named *The Sporting News Special Teams Player of the Week* for his performance...Missed his 1st NFL attempt, a 45-yarder, WL in **season opener vs. Dal. (9/1)**.

1990: (with New York Giants) Played in 3-of-4 1990 preseason games for the Giants...Was 4-of-6 on FGAs in preseason and 5-of-5 on PATs (including 2 vs. Cle.) for 17 points...Placed on the Giants' IR with a quadriceps pull on 9/4/90, and spent entire championship season on IR.

COLLEGE, PERSONAL: Four-year kicking specialist at Louisiana Tech University who connected on 64-of-88 FGAs for a 72.7% success rate...Only 2 misses on PATs were blocked, as he hit 70-of-72...Totaled 262 career points and set a school mark with 7 FGs over 50 yards...Doubled as a punter as a senior (1989), and averaged 34.1 yards on 36 punts, with a long of 57 vs. Texas A&M...In final collegiate campaign, was 15-of-20 in FGAs, including a 53-yarder, and was 30-of-30 on PATs to earn All-Conference honors...As a junior (1988), was 15-23 on FGAs, including a 52-yarder...Set all-time school mark with a 57-yard FG vs. Texas A&M as a sophomore (1987)...Led the team with 82 points scored...Earned Rookie of the Year honors...Was an All-District WR at Lake Highlands (Dallas, TX) HS, as well as the K...Booted 5 FGs in one game, with a long of 50 yards, both Texas state marks...Has a degree in marketing...Is of Greek descent...Vice president of Delta Kappa Epsilon fraternity...A former PP&K champion...Participated in PP&K in Texas Stadium, where he also sold programs as a youngster...Spent 1992 and 1993 offseason at IMG, and wants to enter sports marketing field after football...Is a willing charitable volunteer...Won Humanitarian of the Year Award by the Cleveland TD Club in 1992...Matt has done several anti-drug and alcohol appearances, kids football programs, Stay in School campaigns, Boy Scouts, Youth Charities, hospital visits and work for the Cystic Fibrosis Foundation at Saks in Cleveland...Was co-chairman of the "65 Roses Sports Club," benefiting Cystic Fibrosis...Was a celebrity waiter for the Lung Association...Modeled for a Ronald McDonald House benefit...Helped raise funds for United Way through "Field Goal Challenge," which tied Matt's kicking success with donations from sponsors...Filmed a safety PSA

MATT STOVER 3

with the Maryland State Police, plus an anti-smoking PSA and 1 for the Maryland Burn Centers...Team player rep (1992-99) and was elected to the NFLPA Executive Committee from 1996-99...Active in Fellowship of Christian Athletes and serves on the Maryland State Board...Hobbies include computers, attending plays, coaching, and speaking to youth groups...Spends much of his off-season time delivering his message of hope by giving a number of speeches to church youth groups and schools both in his home state of Texas and his current home in Baltimore...Has worked with high-risk juvenile academic and halfway houses in TX...He and his wife, Debbie, are involved with Georgetown, TX, pregnancy centers...Teamed with Pizza Hut in 2001 to donate \$500 for every made FG to the Johns Hopkins Children's Center...Stover donated an additional \$100 per FG and raised \$18,000 for his 30 regular season FGs...And since Stover contributed an additional \$200 each for his 4 postseason FGs, Johns Hopkins Children's Center received a grand total of \$20,800...He continued the same promotion during the 2002 season and raised \$10,500 for his 21 FGs, an additional \$2,000 was donated by the Matt Stover Foundation...Hosted the 1st annual "Matt Stover Kicking Camp" June of 2002 at the Gerstel Falcon Sports Camps in Carroll County for 7th graders and up...Was the keynote speaker at the FCA banquet at Martin's West in Baltimore in 2001...Was a guest conductor at the Baltimore Symphony Rocks event in April 2002...Active in NFL's Backyard Football program and numerous other community events...Was a celebrity coach at the Pam Shriver celebrity tennis classic in 2002...Traveled to Washington, D.C. to visit U.S. military personnel injured during Operation Iraqi Freedom in April 2003...Played for Dan Reeves in a youth YMCA program as a youngster...Daughter, Jenna Lee, was born on 4/26/95 and son, Jacob Matthew, was born exactly a year later (4/26/96)...Matt and Debbie had their 3rd child, Joe Mark on 6/4/03...The Stovers adopted a home for abused boys in Baltimore and had players and staff participate with Christmas gifts...Hosted and sponsored annual outreach for HS students that delivers a message about responsible living, and thousands of students have attended these...The Matt Stover Foundation is actively donating money to the Baltimore community...Stover and Texas, his chocolate Labrador, posed for the 2005 Friends of Baltimore Animal Shelter calendar in June 2004...Proceeds benefited area animal shelters...Hosted a youth football camp in Pennsylvania in the summer of 2004...Made several school visits throughout the 2004 season, including a visit to McDonogh School for National Young Readers Day...Participated in the All Community Team preseason event and Auction Party, helping to raise over \$200,000 in the silent and live auctions...In the Modell's "Shop with a Player" event Matt donated \$100 gift certificates to 10 children to allow them to shop for the holidays...In December 2004, hosted a private screening of Fat Albert for invited youth from Villa Julie and St. Vincent's Center...Matt presented an electronic scoreboard (with remote), flag football uniforms and equipment to William Paca Elementary School in February 2005...His Foundation partnered with Brown Advisory, a Baltimore-based investment firm, that adopted the school and provided resources for the students...Matt received \$25,000 from the NFL's Player Matching Grant...He gave \$10,000 to Johns Hopkins Children Hospital and \$10,000 to Villa Marie on February 24, 2005...Has co-hosted a weekly TV show featuring Baltimore and Maryland spots in 2004 and '05...Nicknamed "Stove Top"...Full name: John Matthew Stover.

AUTOMATIC LEG

Entering 2005, Matt Stover has connected on 262 consecutive XPAs, ranking him 2nd on the active list (Jeff Wilkins - 275). Here is a look at the all-time list:

No.	Player	Years
371	Jason Elam	1993-2002
301	Norm Johnson	1991-1999
275	Jeff Wilkins	1999-present
262	Matt Stover	1999-present
250	Eddie Murray	1988-1997



TERRELL SUGGS
LINEBACKER/DEFENSIVE END
YEARS IN NFL: 3
HT: 6'3" WT: 260
COLLEGE: Arizona State
HS: Hamilton (Chandler, AZ)
BORN: 10/11/82, Minneapolis, MN
JOINED RAVENS: Draft 1a (10th), 2003
PRO BOWLS (1): 2004

55

GAMES PLAYED/STARTED: (2003, 16/1); (2004, 16/16) Total 32/17

Playoffs (2003, 1/1) Total 1/1

TRANSACTIONS: Terrell Suggs was selected with the 10th overall pick in the 1st round of the 2003 NFL Draft...Suggs was the 1st DE and the 5th DL taken in the draft.

PRO: A *2004 Pro Bowler, 2nd-Team All Pro* (*Football Digest*) and *2003 AP Defensive Rookie of the Year*, Terrell has quickly blossomed into 1 of the most dynamic defensive playmakers in the NFL today...Suggs started all 16 games in his 2nd season (2004) as he led the team and tied for 3rd in the AFC with 10.5 sacks (gives him 22.4 sacks in his 1st 2 seasons)...Suggs posted 72 tackles (48 solo) 1 PD and 1 FF on the way to his 1st Pro Bowl appearance...Earned *AP Defensive Rookie of the Year* honors in 2003 as he finished 4th in the AFC and 8th in the NFL with a *franchise-rookie-record* 12 sacks...Tied an NFL rookie record with Santana Dotson with a sack in each of his 1st 4 games...Played in all 16 regular season games, starting 1 as a rookie...Totaled 33 tackles, 6 FFs, 4 FRs, 3 PD and 1 INT in 2003...Started the Ravens' postseason contest, recording 2 tackles.


2004: Former 1st-round pick earned his *1st-career Pro Bowl* berth after recording 10.5 sacks, good for 3rd in the AFC...In his 1st season as an every-down player, Suggs started all 16 games in 2004, 1 of just 5 Raven defensive players to do so...Recorded 72 tackles, easily a career-best, had 1 FF and recovered 2 more...**2004 SEASON HIGHLIGHTS:** Recorded 7 tackles (4 solo), including 1 TFL and a sack (-14 yards) in the 30-23 victory in the **season finale vs. Mia. (1/2/05)**...Tied for 2nd on the team with 4 tackles in **game 11 at NE (11/28)**...Posted 7 tackles, including a sack (-7 yards) in **game 10 vs. Dal. (11/21)**...His sack was the *20th of his career in his 26th game, tying him for the 4th-fastest in NFL history to the 20-sack mark*...Also had a FR, which led to a Ravens' TD 2 plays later...Tied a season high with 7 tackles, including 2 sacks (-12 yards), his 3rd multi-sack game of the season, and a FF in **game 6 vs. Buf. (10/24)**...Recorded 7 tackles (6 solo) and 2 sacks (-13 yards) and helped the Ravens' defense to hold the Redskins to 107 total yards (2nd-lowest total in team history), including just 52 yards rushing in **game 5 at Was. (10/10)**.

2003: Earned *AP Defensive Rookie of the Year* honors...Finished 4th in the AFC and 8th in the NFL with a *franchise rookie record 12 sacks*...Also earned *2003 Defensive Rookie of the Month award (September)*...Played in all 16 regular season games, starting 1...Totaled 33 tackles, 6 FFs, 4 FRs, 3 PD and 1 INT in 2003...Also started the Ravens' postseason contest, recording 2 tackles...Became just the 2nd Raven (Peter Boulware - 1997) to earn *AP Defensive Rookie of the Year* honors...**2003 SEASON HIGHLIGHTS:** Started his 1st-career game and responded with 6 tackles (4 solo), 1 PD and 1 FR in the **season finale vs. Pit. (12/28)**...Posted 5 tackles (3 solo), including 2 sacks (-9 yards), which established a new *franchise rookie record* with 12 sacks (Peter Boulware - 11.5 in 1997) in **game 15 at Cle. (12/21)**...Suggs had 2 FFs and 1 FR in the 35-0 victory against the Browns...Saw action from scrimmage and posted the 1st multi-sack game of his career with 2 (-15 yards) in **game 11 vs. Sea (11/23)**...*Tied an NFL record (Santana Dotson - 1992) with a sack in each of the 1st 4 games of his career* in **game 4 vs. KC (9/28)**...Finished the Chiefs' game with 2 tackles...Was used mainly in passing situations at DE and recorded his 3rd sack in as many games in the 24-10 win in **game 3 at SD (9/21)**...Pulled in his 1st-career INT against the Chargers, leading to a Jamal Lewis TD 2 plays later...Subbed and netted a sack for the 2nd-consecutive game as the defense held the Browns to 60 net rushing yards in 33-13 win in **game 2 vs. Cle. (9/14)**...Subbed and *recorded his 1st NFL sack (-7 yards)* in his 1st NFL game in the **season opener at Pit. (9/7)**.

COLLEGE, PERSONAL: Shattered school, conference and NCAA single-season records with 24

TERRELL SUGGS 55

sacks in 2002...One of the most dominating pass rushers in the history of college football, Suggs entered the draft after his junior season...His career totals of 44 sacks and 65.5 TFL set school records...Started 34 of 36 games over his 3-year career at Arizona State, amassing 163 tackles (109 solo), including 44 sacks, 14 FFs, 3 FRs, 2 INTs and 9 PD...Consensus All-American and All-Pac 10 Conference 1st-team selection as a junior...Recipient of the *Bronko Nagurski Award* (nation's top defensive player), *Lombardi Trophy* (nation's top lineman) and *Morris Trophy* (Pac-10's top lineman)...Also named *Pac-10 Defensive Player of the Year*...Winner of the Hendricks Award, given to college football's premier DE and voted team MVP...Started every game at DE as a junior and recorded 73 tackles (44 solo)...*Set school, conference and NCAA single-season records with 24 sacks, topping the previous school and conference marks of 19 by Al Harris in 1978 and 17.5 by Syracuse's Dwight Freeney in 2001*...His 31.5 stops for losses broke the previous conference mark of 28 by Stanford's Ron George in 1990...Led the conference with 6 FFs and also posted 3 PD and had 1 INT...Had at least 1 sack in 11 games...Posted 4 sacks, 5 TFL and 2 FFs among his 7 tackles against North Carolina...Named *Pac-10 Defensive Player of the Week* as he totaled a season-high 12 tackles (5 solo) with 1 FF and 4.5 sacks against Washington...His 4.5 sacks are the most by a Sun Devil since Derrick Rodgers matched that total vs. California in 1996...Made 8 tackles (5 solo) with 2 sacks and had 1 FF against Arizona...Second-team All-American selection by *The NFL Draft Report*, 3rd-team All-America from *Football News* and an All-Pac 10 1st-team choice as a sophomore...Started every game, recording 42 tackles (24 solo)...Led the team with 10 sacks (-57 yards) and 18 TFL...Named *Pac-10 Freshman of the Year*...*Football News* 1st-team Freshman All-American and 3rd-team Freshman All-America selection by *The Sporting News*...Started all but 2 games at LDE and recorded 48 tackles (41 solo), including 10 sacks and 16 TFL...Posted 4 FFs and 3 FRs...Became just the 2nd true freshman in school history to start the 1st game of the season, totaling 5 tackles (4 solo) and 1 sack against San Diego State...*Parade* All-American in 2000 and Gatorade Arizona Player of the Year at Hamilton (Chandler, AZ) HS...Rated the No. 6 player in the Far West and as the No. 3 Athlete in the Western region by *PrepStar Magazine*...Named to the All-American team and *Arizona Player of the Year* by *USA Today*...Ranked the 60th-best player in the nation by *The Sporting News*...Made the 2nd-team All-West Team by *The Orange County Register*...Rated the No. 19 player on the Western Region Super 30 by *SportsLine/PrepStar*...Arizona 5A Player of the Year by the *Phoenix Metro*...Arizona Player of the Year by Super All-State '99...Member of the 1st-team offense on the Super All-State '99...First-team All-State and All-Region...Rushed 297 times for 2,274 yards and 26 TDs...Transferred from Chandler (AZ) HS, where he was a blocking back and LB...Holds the school record with 367 rushing yards and 5 TDs in a single game...First in the state in rushing yards (2,274), 3rd in TDs (26) and 4th in scoring (156)...Once scored 4 TDs and had 205 yards in 3 quarters...Lettered 3 times in football, 3 times in basketball and once in track and field...Was honored by his hometown of Chandler, AZ, on 1/25/01 with "Terrell Suggs Day"...Secondary education/history major...Joined teammates for the Goodwill Gridiron Halloween Party in October 2004...Suggs also participated in the Quarterback Club of Baltimore's Distinguished Speaker Series (November 2004)...Full name: Terrell Raynonn Suggs.



TERRELL SUGGS 55

2004

Game-by-Game Tackles

Ravens

Date/Opp.	TT	Solo	As	INT	FF	FR	Sacks	PD
9/12 @ Cle.	6	5	1	0-0	0	0	0-0	0
9/19 vs. Pit.	5	3	2	0-0	0	1	1-8	0
9/26 @ Cin.	3	2	1	0-0	0	0	2-17	0
10/4 vs. KC	4	1	3	0-0	0	0	0-0	0
10/10 @ Was.	7	6	1	0-0	0	0	2-13	0
10/24 vs. Buf.	7	5	2	0-0	1	0	2-12	0
10/31 @ Phi.	3	2	1	0-0	0	0	0-0	1
11/7 vs. Cle.	4	4	0	0-0	0	0	5-3.5	0
11/14 @ NYJ	1	1	0	0-0	0	0	0-0	0
11/21 vs. Dal.	7	2	5	0-0	0	1	1-7	0
11/28 @ NE	4	4	0	0-0	0	0	0-0	0
12/5 vs. Cin.	4	3	1	0-0	0	0	1-9	0
12/12 vs. NYG	3	1	2	0-0	0	0	0-0	0
12/19 @ Ind.	3	2	1	0-0	0	0	0-0	0
12/26 @ Pit.	4	3	1	0-0	0	0	0-0	0
1/2/05 vs. Mia.	7	4	3	0-0	0	0	1-14	0
Totals	72	48	24	0-0	1	210.5-83.5	1	0

2003

Game-by-Game Tackles

Ravens

Date/Opp.	TT	Solo	As	INT	FF	FR	Sacks	PD
9/7 @ Pit.	1	1	0	0-0	0	0	1-7	0
9/14 vs. Cle.	4	3	1	0-0	0	0	1-12	0
9/21 @ SD	1	1	0	1-11	0	0	1-13	0
9/28 vs. KC	2	1	1	0-0	0	0	1-7	0
10/12 @ Ari.	0	0	0	0-0	0	0	0-0	0
10/19 @ Cin.	0	0	0	0-0	0	0	0-0	0
10/26 vs. Den.	3	3	0	0-0	1	0	1-12	0
11/2 vs. Jax.	1	1	0	0-0	1	0	1-10	0
11/9 @ STL	2	2	0	0-0	0	0	0-0	0
11/16 @ Mia.	1	0	1	0-0	0	0	0-0	0
11/23 vs. Sea.	2	2	0	0-0	1	1	2-15	0
11/30 vs. SF	1	1	0	0-0	0	0	0-0	1
12/7 vs. Cin.	2	2	0	0-0	1	1	2-12	0
12/14 @ Oak.	2	2	0	0-0	0	0	0-0	1
12/21 @ Cle.	5	3	2	0-0	2	1	2-9	1
12/28 vs. Pit.	6	4	2	0-0	0	1	0-0	0
Totals	33	26	7	1-11	6	4	12-97	3
Playoffs								
1/3/04 vs. Ten.	2	1	1	0-0	0	0	0-0	0
Totals	2	1	1	0-0	0	0	0-0	0

TERRELL SUGGS

REGULAR SEASON

Year	TT	Solo	AS	Sacks	FF	FR	TDs	INTs	PD
2003	33	26	7	*#12-97	6	4	0	1-11	3
2004	72	48	24	*#10.5-83.5	1	2	0	0-0	1
Totals	105	74	31	*#22.5-180.5	7	6	0	1-11	4

*- Led Team

#- Rookie Franchise Record

CAREER SINGLE-GAME HIGHS (regular season)

Total Tackles:

7 4 times (last: 1/2/05 vs. Mia.)

Sacks:

2 6 times (last: 10/24/04 vs. Buf.)

Forced Fumbles:

2 (12/21/03 at Cle.)

Passes Defensed:

1 4 times (last: 10/31/04 at Phi.)

Solo Tackles:

6 (10/10/04 at Was.)

INTs:

1 (9/21/03 at SD)

Fumble Recoveries:

1 6 times (11/21/04 vs. Dal.)

POSTSEASON

Year	TT	Solo	AS	Sacks	FR	FF	TDs	INTs	PD
2003	2	1	1	0-0	0	0	0	0-0	0
Totals	2	1	1	0-0	0	0	0	0-0	0

TERRELL SUGGS

DID YOU KNOW?

With his rookie franchise-record 12 sacks in 2003 and 10.5 in 2004, Terrell Suggs already owns 2 of the top 6 single-season sack performances in Ravens history.



CHESTER TAYLOR

RUNNING BACK

YEARS IN NFL: 4

HT: 5'11" WT: 213

COLLEGE: Toledo

HS: River Rouge (MI)

BORN: 9/22/79, River Rouge, MI

JOINED RAVENS: Draft 6c (207th), 2002

29

GAMES PLAYED/STARTED: (2002, 16/2); (2003, 16/1); (2004, 16/4) **Total 48/7**


Playoffs (2003, 1/0) **Total 1/0**

TRANSACTIONS: Chester Taylor re-signed with Baltimore on 3/24/05 after the Ravens matched an offer from the Browns...Originally selected with the 207th overall pick (6th round) of the 2002 NFL draft...Only the 4th RB drafted by the Ravens in franchise history...Taylor is not only the 1st player to be drafted out of Toledo by Baltimore, he is the 1st player from Toledo to be drafted into the NFL since ex-Raven CB Clarence Love was selected in the 4th round by Philadelphia in 1998...Taylor was the 1st Toledo RB drafted into the NFL since Tony Harris (4th round - San Francisco) and Tony Cole (15th round - Buffalo) were selected in 1971.

PRO: Tough runner with good speed and footwork...Possesses great open-field vision and toughness to run between the tackles...Saw action in all 16 games in 2004, starting 4, and set a career high with 714 yards (2nd on team) and 2 TDs, including his 1st-career 100-yard rushing games (139, 12/5 vs. Cin. and 104, 12/12 vs. NYG)...Taylor also finished 3rd on the team with a career-high 30 receptions for 184 yards in 2004...Saw action in all 16 regular season games, starting 1, plus saw action in the Ravens' postseason contest in 2003...Finished 2nd on the team with 63 rushes for 276 yards and 2 TDs (all career highs)...Also tallied 20 receptions for 132 yards and 23 KORs for 448 yards (19.5 avg.) in 2003...Taylor finished 2nd on the team with 122 yards rushing on 33 carries as a rookie (2002)...Also pulled in 14 receptions for 129 yards and 2 TDs...Showed his versatility on special teams, averaging 23.6 yards per kick return (10-for-236 yards) in 2002.

2004: Played in all 16 games, starting a career-high 4, in 2004 and finished 2nd on the team in rushing...Set career highs with 160 carries for 714 yards (4.5 avg.), 2 TDs and pulled in 30 receptions for 184 yards...Taylor recorded his 1st-career 100-yard rushing games with 139, 12/5 vs. Cin. and 104, 12/12 vs. NYG...His 6.0 yards per carry and 47-yard run against the Bengals (12/5) also marked new career highs...**2004 SEASON HIGHLIGHTS:** Recorded his 2nd-consecutive 100-yard rushing game, carrying the ball 25 times for 104 yards (4.2 avg.), including 5 for 1st downs in **game 13 vs. NYG (12/12)**...Taylor also had 4 receptions for 27 yards (1 for a 1st down) against the Giants...Started for the 2nd straight week for Jamal Lewis (ankle) and rushed for a **career-high 139 yards** (and 1 TD) on 23 carries for a **career-high 6.0 avg.** (at least 15 carries); picked up 8 1st downs on the ground in **game 12 vs. Cin. (12/5)**...Taylor also recorded a **career-long 47-yard run** and had 3 receptions for 25 yards (2 for 1st downs) against the Bengals...Subbed and carried the ball 15 times for 33 yards (2 for 1st downs) and 1 TD in the 30-10 victory in **game 10 vs. Dal. (11/21)**...Also pulled in 4 receptions for 18 yards against the Cowboys...Led the Ravens with 78 yards on 18 carries (3 for 1st downs) for a 4.3 average in **game 7 at Phi. (10/31)**...Taylor also pulled in 4 receptions for 18 yards against the Eagles...Started his 1st game of the 2004 season and posted 21 carries for 89 yards (4 for 1st downs) in **game 6 vs. Buf. (10/24)**...Also had 2 receptions for 11 yards (1 for a 1st down) against the Bills.

2003: Saw action in all 16 regular season games, starting 1, and in the Ravens' postseason contest...Finished 2nd on the team with 63 rushes for 276 yards and 2 TDs (all career highs)...Also had 20 receptions for 132 yards and 23 KO returns for 448 yards (19.5 avg.)...**2003 SEASON HIGHLIGHTS:** Started his 1st game of the season (at FB), and carried the ball 3 times for 24 yards, including a long of 15, in **game 14 at Oak. (12/14)**...Subbed and rushed 2 times for 33 yards (16.5 avg.), including a game-winning 29-yard TD scamper in **game 8 vs. Jax. (11/2)**...Subbed and carried the ball 5 times for 10 yards, with a long of 6, and his 1st-career rushing TD in **game 6 at Cin. (10/19)**...Established a new **career high with 10 carries** for 45 yards in **game 5 at Ari.**



Chester taught football skills to youth at Art Monk's Football Camp in July 2004. The event was held at the site of the Ravens' training camp at McDaniel College in Westminster, MD.

CHESTER TAYLOR 29

(10/12)...Taylor also led the team with 3 receptions for 25 yards...Had 5 carries for a **career-high 47 yards in game 4 vs. KC (9/28)**...Also led the team with 3 receptions for 25 yards, and had 1 KOR for 16 yards against the Cardinals.

2002: Saw action in all 16 games, starting 2 as a rookie...Finished 2nd on the team with 122 yards rushing on 33 carries...Hauled in 14 receptions for 129 yards and 2 TDs...Also had 10 KORs for 236 yards (23.6 avg.)...**2002 SEASON HIGHLIGHTS:** Subbed and carried the ball 5 times for 17 yards in the **season finale at Pit. (12/29)**...Also **had 1 reception for a career-long 20 yards, which he ran in for a TD against the Steelers**...Started his 2nd-career game in **game 14 at Hou. (12/15)**...**Pulled in a career-high 3 receptions for 40 yards, including his 1st-career TD**, an 11-yard strike from Jeff Blake, in the third quarter...**Started his 1st-career game in game 11 vs. Ten. (11/24)** and carried the ball 4 times for 10 yards and had 2 receptions for 19 yards...Saw action in his **1st NFL game** from scrimmage and on special teams in the **season opener at Car. (9/8)**, but did not carry the ball.

"[Chester] has some intangibles that are very difficult to measure. If you were to evaluate Chester purely on vision, his numbers would be off the charts. He can see things that 90 percent of the running backs I've been around cannot see."

-Ravens' RB coach Matt Simon

COLLEGE, PERSONAL: Started every game and earned 1st-team All-MAC honors and was runner-up for the conference Player of the Year award as a senior...Also named North Team MVP in the 2002 Hula Bowl...Ranked 7th in nation with 1,492 yards on 268 attempts for a 5.3 yards-per-carry average and 20 TDs...Hauled in 26 receptions for 242 yards and 3 TDs, with a long of 43 yards...Was 3rd in the nation and tied a school record with 20 rushing TDs...First-team All-MAC and honorable mention All-America by *Football News* as junior...Gained 1,470 yards rushing on 250 attempts and 18 TDs...Ranked 7th in nation with 133.6 yards per game...Ranked 7th in nation with 19 TDs...Posted 9 games with 100-or-more yards...Played and started all 11 games at RB...Ranked 20th in nation and led team with 1,176 yards rushing...Was 2nd in the nation with 6.5 yards per carry average...Gained 100 yards or more 7 times and went over 200 yards twice with 12 TDs...Saw action in 9 games as a freshman...Carried 103 times for 583 yards as backup RB...Led team with 5 rushing TDs and 5.5 yards per carry average...Named to *Detroit News* and *Detroit Free Press* Dream Teams as a senior...Also All-Region and honorable mention All-State as a senior...Rushed for 1,180 yards as a junior...Graduated in spring of 2001 with a degree in sports administration...Volunteered for Habitat for Humanity in 2003...Taught football skills to youth at Art Monk's Football Camp in July 2004...The event was held at the site of Ravens training camp, McDaniel College in Westminster, MD...Visited with students at Severna Park Elementary School in March 2005 for a celebration of Dr. Seuss' birthday...Full name: Chester Lamar Taylor.

2004

Game-By-Game Ravens

Date/Opp.	RUSHING				RECEIVING					
	No	Yds	Avg	LG TD	No	Yds	Avg	LG TD		
9/12 @ Cle.	3	14	4.7	6	0	0	0.0	0	0	
9/19 vs. Pit.	9	76	8.4	35	0	0	0.0	0	0	
9/26 @ Cin.	8	27	3.4	11	0	1	-7	-7	0	
10/4 vs. KC	1	4	4.0	4	2	9	4.5	8	0	
10/10 @ Was.	7	43	6.1	16	0	0	0.0	0	0	
10/24 vs. Buf.	21	89	4.2	15	2	11	5.5	7	0	
10/31 @ Phi.	18	78	4.3	13	0	4	18	4.5	10	
11/7 vs. Cle.	2	6	3.0	3	0	0	0.0	0	0	
11/14 @ NYJ	0	0	0.0	0	1	23	23.0	23	0	
11/21 vs. Dal.	15	33	2.2	9	1	4	18	4.5	6	
11/28 @ NE	16	61	3.8	8	0	5	24	4.8	12	
12/5 vs. Cin.	23	139	6.0	47	1	3	25	8.3	13	
12/12 vs. NYG	25	104	4.2	19	0	4	27	6.8	11	
12/19 @ Ind.	7	22	3.1	9	0	2	20	10.0	11	
12/26 @ Pit.	3	17	5.7	12	0	2	16	8.0	11	
12/05 vs. Mia.	2	1	0.5	1	0	0	0.0	0	0	
Totals	160	714	4.5	47	2	30	184	6.1	23	0

2003

Game-By-Game Ravens

Date/Opp.	RUSHING				RECEIVING					
	No	Yds	Avg	LG TD	No	Yds	Avg	LG TD		
9/7 @ Pit.	1	-1	-1	-1	0	3	10	3.3	7	0
9/14 vs. Cle.	5	8	1.6	5	0	1	3	3.3	3	0
9/21 @ SD	3	12	4	7	0	0	0	0	0	0
9/28 vs. KC	5	47	9.4	32	0	1	8	8.0	8	0
10/12 @ Ari.	10	45	4.5	14	0	3	25	8.3	10	0
10/19 @ Cin.	5	10	2	6	1	0	0	0	0	0
10/26 vs. Den.	2	6	3	4	0	2	10	5.0	8	0
11/2 vs. Jax.	23	33	16.5	29	1	0	0	0	0	0
11/9 @ STL	4	18	4.5	6	0	3	10	3.3	7	0
11/16 @ Mia.	4	19	4.8	6	0	3	24	8.0	13	0
11/23 vs. Sea.	3	-1	-0.3	3	0	0	0	0	0	0
11/30 vs. SF	1	-1	-1	-1	0	1	13	13.0	13	0
12/7 vs. Cin.	6	26	4.3	11	0	0	0	0	0	0
12/14 @ Oak.	3	24	8	15	0	0	0	0	0	0
12/21 @ Cle.	7	22	3.1	14	0	1	23	23.0	23	0
12/28 vs. Pit.	2	9	4.5	9	0	2	6	3.0	4	0
Totals	63	276	4.4	32	2	20	132	6.6	23	0
Playoffs										
1/3/04 vs. Ten.	0	0	0.0	0	0	0	0.0	0	0	0
Totals	0	0	0.0	0	0	0	0.0	0	0	0

CHESTER TAYLOR

CHESTER TAYLOR 29

2002
Game-By-Game
Ravens

Date/Opp.	RUSHING					RECEIVING				
	No	Yds	Avg	LG	TD	No	Yds	Avg	LG	TD
9/8 @ Car.	0	0	0.0	0	0	0	0	0.0	0	0
9/15 vs. TB	2	2	1.0	1	0	0	0	0.0	0	0
9/30 vs. Den.	0	0	0.0	0	0	0	0	0.0	0	0
10/6 @ Cle.	3	7	2.3	4	0	1	5	5.0	5	0
10/13 @ Ind.	2	1	0.5	1	0	0	0	0.0	0	0
10/20 vs. Jax.	1	1	1.0	1	0	0	0	0.0	0	0
10/27 vs. Pit.	2	8	4.0	6	0	1	5	5.0	5	0
11/3 @ Atl.	1	17	17.0	17	0	0	0	0.0	0	0
11/10 vs. Cin.	5	25	5.0	14	0	0	0	0.0	0	0
11/17 @ Mia.	1	3	3.0	3	0	3	5	1.7	4	0
11/24 vs. Ten.	4	10	2.5	7	0	2	19	9.5	10	0
12/1 @ Cin.	2	9	4.5	6	0	1	16	16.0	16	0
12/8 vs. NO	2	8	4.0	5	0	1	19	19.0	19	0
12/15 @ Hou.	2	4	2.0	3	0	3	40	13.3	15	1
12/22 vs. Cle.	1	10	10.0	10	0	1	0	0.0	0	0
12/29 @ Pit.	5	17	3.4	5	0	1	20	20.0	20	1
Totals	33	122	3.7	17	0	14	129	9.2	20	2



REGULAR SEASON

RUSHING

Year	No.	Yds.	Avg.	LG	TD
2002	33	122	3.7	17	0
2003	63	276	4.4	32	2
2004	160	714	4.5	47	2
Totals	256	1,112	4.3	47	4

RECEIVING

No.	Yds.	Avg.	LG	TD
14	129	9.2	20	2
20	132	6.6	23	0
30	184	6.1	23	0
64	445	6.9	23	2

KO Returns - [2003] 23 for 448 yards (19.5 avg.) - Long of 26

CAREER SINGLE-GAME HIGHS (regular season)

RUSHING:

Carries:

25 (12/12/04 vs. NYG)

Yardage:

139 (12/5/04 vs. Cin.)

104 (12/12/04 vs. NYG)

Long Gain:

47 (12/5/04 vs. Cin.)

Touchdowns:

1 4 times (last: 12/5/04 vs. Cin.)

RECEIVING:

Receptions:

5 (11/28/04 at NE)

Yardage:

40 (12/15/02 at Hou.)

Long Gain:

23 (11/14/04 at NYJ)

Touchdowns:

1 (12/8/02 vs. NO)

POSTSEASON

RUSHING


Year	No.	Yds.	Avg.	LG	TD
2003	0	0	0.0	0	0
Totals	0	0	0.0	0	0

RECEIVING

No.	Yds.	Avg.	LG	TD
2	19	9.5	16	0
2	19	9.5	16	0

KO Returns - [2003] 2 for 45 yards (22.5 avg.) - Long of 26

CHESTER TAYLOR



ADALIUS THOMAS
LINEBACKER
YEARS IN NFL: 6
HT: 6'2" WT: 270
COLLEGE: Southern Mississippi
HS: Central Coosa (Equality, AL)
BORN: 8/18/77, Equality, AL
JOINED RAVENS: Draft 6a (186th), 2000
BOWLS (1): 2003

96

GAMES PLAYED/STARTED: (2000, 3/0); (2001, 16/2); (2002, 16/12); (2003, 13/11); (2004, 16/16) **Total 64/41**

Playoffs (2000, 1/0); (2001, 2/0) (2003, IR) **Total 3/0**

TRANSACTIONS: Adalius Thomas re-signed with the Ravens on 3/22/04...Was originally selected by the Ravens with the 1st of 2 6th-round choices (186th overall) in the 2000 NFL Draft.

PRO: Pro Bowl performer (2003) who is a strong, fearless competitor with a non-stop motor...Has become 1 of the most versatile players in the NFL...Thomas started all 16 games for the 1st time in his career in 2004 and responded with career highs in tackles (80) and sacks (8), posted 5 PD, 4 FF and an INT...Adalius played LB, DE and was a special teams ace, earning his 1st-ever *Pro Bowl* nod in 2003...Saw action in 13 games, starting 11 before being placed on IR (12/17/03) with a dislocated and broken elbow...Registered 34 tackles (26 solo), 8 PD, 4 sacks and 1 FF...Also *led the team with a career-high 23 special teams tackles* and had 1 blocked punt in 2003...Stepped up in a big way in 2002 as a starting DE...*Posted a career-high 68 tackles and 3 sacks*...Also had 3 FFs, 1 FR and career highs with 2 INTs (1 was returned for a TD) and 11 PD...Also was 3rd on the team with 15 special teams tackles...Came into his own in his 2nd year (2001), posting 37 tackles (29 solo), 3.5 sacks, 3 FFs and 8 PD...Tied for the team lead (with Anthony Mitchell) with 18 special teams tackles...Made an impact in the 2000 pre-season (rookie) when he led the NFL with 5 sacks.

2004: Started all 16 games for the 1st time in his career...Set a new career high with 80 tackles, including 48 solo...Finished 2nd on the team with a *career-high 8 sacks* (-28 yards)...Thomas also had 1 INT, 5 PD and 4 FFs in 2004...Adalius finished 3rd on the team with 16 special teams tackles in 2004...**2004 SEASON HIGHLIGHTS:** Posted 7 tackles (4 solo), 2 FFs and 2 sacks (-2 yards) in the 30-23 victory in the *season finale vs. Mia. (12/05)*...Recorded a *career-high 9 tackles* (5 solo), including 1 TFL, and a special teams tackle in *game 15 at Pit. (12/26)*...Posted 8 tackles, including 7 solo and 1 TFL in *game 14 at Ind. (12/19)*...Helped hold the Redskins to 107 total yards (2nd-lowest total in team history), including just 52 yards rushing in *game 5 at Was. (10/10)*...Started and posted 8 tackles, including 5 solo and 2 TFL in *game 4 vs. KC (10/4)*...Started and had 3 tackles (2 solo), 3 QB hits and 3 PD, 1 which he intercepted, in 30-13 win in *game 2 vs. Pit. (9/19)*...Also had a special teams tackle against the Steelers.

2003: Earned his 1st *Pro Bowl* nod as a special teamer...Saw action in 13 games, starting 11 before being placed on IR (12/17/03) with a dislocated and broken elbow...Registered 34 tackles (26 solo), 8 PD, 4 sacks and 1 FF...Also *led the team with a career-high 23 special teams tackles* and had 1 blocked punt in 2003...Was placed on IR on 12/17 following elbow surgery (12/9)...**2003 SEASON HIGHLIGHTS:** Started and had 5 tackles (4 solo), including 2 sacks (-12 yards) and 1 FF before leaving the game with a broken right elbow in *game 13 vs. Cin. (12/7)*...Started at LB and amassed 4 tackles (3 solo) and 3 PD in 44-6 rout in *game 12 vs. SF (11/30)*...Added 3 special teams tackles against the 49ers, plus a 22-yard KOR...Had 3 special teams tackles in *game 7 against the Broncos (10/26)*...Started and had 1 tackle and 2 QB hits in *game 6 at Cin. (10/19)*...Posted 5 tackles (2 solo) and 1 QB hit in 26-18 victory in *game 5 at Ari. (10/12)*...Subbed at OLB and recorded his 1st sack of the season (13 yards) in 33-13 win in *game 2 vs. Cle. (9/14)*.



OFF THE FIELD

Adalius hosted his 2nd annual golf tournament to benefit the Adalius Thomas S.L.A.S.H. Fund in June. Prior to teeing off, Thomas, teammates and 15 local youth received golf instruction from PGA pros as part of the Play Golf America program.

ADALIUS THOMAS 96

2002: Saw action in all 16 games, starting 12 at DE...Totaled 68 tackles (38 solo), 3 sacks (20 yards), 11 PD, 3 FFs and 1 FR...**Had 2 INTs, 1 of which he returned for his 1st-career TD (11/10 vs. Cin.)**...Also ranked 3rd on the team with 15 special teams tackles...**2002 SEASON HIGHLIGHTS:** Started and had 6 tackles (5 solo) in 23-19 win in **game 14 at Hou. (12/15)**...Recorded 1 sack (7 yards), 1 PD and 1 FF against the Texans despite being slowed by a knee injury suffered in the second quarter...Started at RDE in **game 13 vs. NO (12/8)**...Started at RDE and had 4 tackles, 1 FF and 1 FR in 27-23 win in **game 12 at Cin. (12/1)**...Had 2 QB pressures and provided a downfield escort, blocking for S Chad Williams as Chad tied a then-franchise record with a 98-yard INT return for a TD...Made a game-saving PD when the Bengals were on the Baltimore 10-yard line with 34 seconds remaining, (QB Jon Kitna was looking for RB Corey Dillon, Thomas stepped in front of the pass to bat it away)...Started at DE in 38-27 win in **game 9 vs. Cin. (11/10)**...Posted 5 tackles and 1 QB hit against the Bengals...**Also had an INT, which he returned 25 yards for his 1st-career TD.**

2001: Posted 39 tackles (27 solo) for the season...Tied for team lead with 3 FFs...Tied for team lead with 18 special teams tackles (S Anthony Mitchell)...Recorded 4 tackles (3 solo), including 1 TFL, in 26-21 defeat in **game 13 vs. Pit. (12/16)**...Made 1 ST tackle...Recorded 8 tackles (5 solo), including 1.5 sacks, 2 FFs and 2 PD in 39-27 win in **game 12 vs. Ind. (12/2)**...Made 2 ST tackles...Named the **AFC Defensive Player of the Week** for his efforts...**Started his 1st NFL game and recorded 5 tackles** (4 solo), including a game-ending sack of QB Mark Brunell, in 24-21 win in **game 11 at Jax. (11/25)**...Made a team-high 4 special teams tackles...Led team with 3 ST tackles.

2000: Recorded 1 tackle in just 7 plays from scrimmage in the regular season...Played in 3 games...Did not play in 1 game and was inactive in the other 12...In the playoffs, he batted a pass and recorded a special teams stop...On inactive list in 3 of 4 postseason games...**2000 SEASON HIGHLIGHTS:** Recorded 1 PD and 1 special teams tackle in the Ravens' 16-3 **AFC Championship Game victory at Oak. (1/14/01)**...Played on special teams in **game 11 at Ten. (11/12)**...Saw 1st action of the season in 14-6 loss in **game 8 vs. Ten. (10/22)**...The defense held the Titans to a Ravens' record-low 7 1st downs...Had an assist in 3 plays from scrimmage.



COLLEGE, PERSONAL: *Twice named Conference USA Defensive Player of the Year*...A gifted athlete who was highly recruited out of high school as a basketball player, Thomas was an effective pass rusher who recorded 34.5 sacks during his collegiate career to become the Golden Eagles' all-time leader...School officials said he is the best defensive player to come out of Southern Miss, and the greatest all-around player since Brett Favre...Won Conference USA Defensive Player of the Year honors, and was a 1st-team All-Conference pick as a senior in 1999...All-America 3rd-team choice by *SportPage.com* and *Football News*...Had 67 tackles, including 9 sacks for 65 yards and 16 TFL...Had 2 FRs, 1 FF and blocked 4 kicks...In USM's 28-20 victory over Cincinnati, he had 12 tackles, 2 TFL, 1 FR and 2 blocked FGs, as he made his 1st career start at OLB...Earned 1st-team All-America honors by the American Football Coaches Association and 3rd-team honors from *Football News* as a junior in 1998...Was an All-Conference USA 1st-team pick and Defensive Player of the Year...Led the conference with 12.5 sacks, plus added 20 TFL...Recorded 71 tackles, 5 PD and 2 blocked kicks...All-Conference USA 1st-team pick by *Football News* as a sophomore in 1997...Started all 11 games and finished with 65 tackles, 9 sacks and a conference-high 15 TFL...Also had 2 FRs and blocked 1 FG...Earned Freshman All-America honors in 1996 from *The Sporting News*...Played in every game but did not start, still finishing with 39 tackles, 4 sacks and

ADALIUS THOMAS 96

1 FR...Only player in school history to play both football and basketball...Prepped at Central Coosa (Equality, AL) HS...Led the team to the state basketball title and was the leading scorer, rebounder, FG pct. leader and shot-blocker...Named Alabama's Class 4A player of the year as a prep senior in 1995 after averaging 20 points a game and leading Central Coosa HS to the state title...Had more than 300 yards rushing and receiving as a senior and scored 19 TDs as a TE...Was a Class 4A All-State LB...Also scored 4 times on defense...Completed an internship with Danny K. Davis, Chicago - District 7, in 2001...Was a guest speaker during "Encouragement Week" at the Community College of Central Alabama in Alexander City, AL during the 2001 offseason...Works with the Russell Medical Center in AL, which cares for patients that cannot afford treatment...Played in and donated money to the Juvenile Diabetes annual golf tournament...Established the Adalius Thomas S.L.A.S.H. (Sportsmen Lifting Academics & Sponsoring Hope) Fund...Works with his church youth group in Nixburg, AL, and developed funding for the program...While at home in Alabama during the offseason, enjoys visiting with elementary school children...Adalius joined other Ravens players, along with representatives from the United Way of Central Maryland, M&T Bank, Civic Works and Governor Robert Ehrlich's office, to help paint, frame and rebuild homes in Baltimore's Sandtown community on 10/7/03, as part of the 5th annual NFL and United Way Hometown Huddle...Adalius, along with Will Demps and Ed Reed, gave an inspirational message to HS students about a particular segment of the Ravens R.I.S.E. program...The Ravens produced 4 Ravens R.I.S.E. assemblies (2003) for Baltimore-area HS students. At each event, Ravens players discussed the 4 areas and taught how to Realize, Improve, Share and Expand their talents (R.I.S.E.)...The interactive and motivational assemblies incorporated music, visual presentations and Q&A periods with the high schoolers...Earned a B.S. in sports administration...Thomas was among 10 recipients of the "JB Awards" at the NFL Players Gridiron Gala in Washington on 4/16/03...Thomas was also a finalist for the Byron "Whizzer" White Humanitarian Award, given to the NFL player who best represents dedication to team, community and country...Hosted his 1st-annual S.L.A.S.H. Golf Tournament on 5/10/04 to raise money for the Adalius Thomas Foundation...An avid chess player, Adalius annually hosts a group of 45 children from the Knights of Valor chess team to take part in a tournament held at the Ravens' facility...Members from the Maryland Mentoring Program, a group Adalius supports, participated in the challenge against Ravens players...Posed with his dog, Trina, in the 2005 Friends of the Baltimore Animal Shelter calendar, with proceeds from the sale benefiting area animal shelters...Adalius taught football skills to youth at Art Monk's football camp in July 2004...Also in July 2004, Adalius took part in a summer reading program with the Enoch Pratt Library system...Adalius read to students and stayed to sign autographs...Dressed as former President Bill Clinton at the Goodwill Gridiron Halloween Party in 2004...Thomas joined teammates and helped raise over \$100,000 for Goodwill programs...Helped break ground for the new headquarters for the League for People with Disabilities (October 2004)...Helped refurbish and rebuild homes with Sandtown Habitat for Humanity in the Ravens 6-week long project...Adalius was present for the NFL/United Way Hometown Huddle, where the Ravens presented keys to new homeowner, Robin Edwards...Holds a special relationship with Johnnycake Elementary - wife, Sheri, is a former teacher there...Thomas visits the school regularly and provided home game tickets to students...Also invited Johnnycake students to a special screening of Fat Albert in December 2004...Participated in Modell's "Shop with a Player" event in December 2004, where Thomas donated \$100 gift certificates to 10 children to shop for the holidays...Also participated in the All Community Team preseason event and Auction Party, helping to raise over \$200,000 in the silent and live auctions...Hosts a football camp in Mississippi each year and hosted his 2nd annual S.L.A.S.H. Golf Tournament in June 2005, with funds benefiting his charitable arm, the Adalius Thomas S.L.A.S.H. Fund...Also held his annual football camp on 4/23/05 in his hometown of Equality, AL...Married his wife, Sheri, on 7/6/02...Has a son, Devin Jamal Thomas (12/10/98), and a daughter Alana (7/7/04)...Name is pronounced: ah-DAY-lus...Full name: Adalius Donquail Thomas.

"There are a lot of guys athletically that can do what A.D. does. The difference is his intelligence. He can pick it all up. He is the 'Defensive Slash.'"

-Former Ravens DC and current SF 49ers head coach Mike Nolan

ADALIUS THOMAS 96

2004

Game-by-Game Tackles

Ravens

Date/Opp.	TT	Solo	AS	INT	FF	FR	Sacks	PD
9/12 @ Cle.	6	5	1	0-0	0	0	0-0	0
9/19 vs. Pitt.	3	2	1	1-8	0	0	0-0	3
9/26 @ Cin.	3	2	1	0-0	1	0	1-4	0
10/4 vs. KC	8	5	3	0-0	0	0	0-0	0
10/10 @ Was.	1	0	1	0-0	0	0	0-0	1
10/24 vs. Buf.	2	1	1	0-0	0	0	1-0	0
10/31 @ Phi.	3	1	2	0-0	0	0	0-0	1
11/7 vs. Cle.	2	2	0	0-0	1	0	1-4	0
11/14 @ NYJ	6	4	2	0-0	0	0	1-4	0
11/21 vs. Dal.	8	3	5	0-0	0	0	0-0	0
11/28 @ NE	5	3	2	0-0	0	0	0-0	0
12/5 vs. Cin.	4	2	2	0-0	0	0	1-10	0
12/12 vs. NYG	5	2	3	0-0	0	0	1-4	0
12/19 @ Ind.	8	7	1	0-0	0	0	0-0	0
12/26 @ Pit.	9	5	4	0-0	0	0	0-0	0
1/2/05 vs. Mia.	7	4	3	0-0	2	0	2-2	0
Totals	80	48	32	1-8	4	0	8-28	5

2002

Game-by-Game Tackles

Ravens

Date/Opp.	TT	Solo	AS	INT	FF	FR	Sacks	PD
9/9 @ Car.	6	3	3	0-0	0	0	5-4.5	0
9/15 vs. TB	3	2	1	0-0	0	0	0-0	2
9/30 vs. Den.	1	0	1	0-0	0	0	0-0	0
10/6 @ Cle.	5	2	3	0-0	0	0	0-0	2
10/13 @ Ind.	4	2	2	0-0	0	0	0-0	0
10/20 vs. Jax.	5	1	4	1-32	0	0	0-0	1
10/27 vs. Pit.	3	2	1	0-0	0	0	0-0	0
11/3 @ Atl.	4	3	1	0-0	1	0	1.5-9	1
11/10 vs. Cin.	5	1	4	1-25	0	0	0-0	0
11/17 @ Mia.	5	1	4	0-0	0	0	0-0	0
11/24 vs. Ten.	7	4	3	0-0	0	0	0-0	1
12/1 @ Cin.	4	3	1	0-0	1	0	1-0	1
12/8 vs. NO	5	4	1	0-0	0	0	0-0	1
12/15 @ Hou.	6	5	1	0-0	1	0	1-7	1
12/22 vs. Cle.	5	5	0	0-0	0	0	0-0	1
12/29 @ Pit.	4	2	2	0-0	0	0	0-0	0
Totals	72	40	32	2-57	3	1	3-20.5	11

2000

Game-by-Game Tackles

Ravens

Date/Opp.	TT	Solo	AS	INT	FF	FR	Sacks	PD
9/3 @ Pit.				INACTIVE				
9/10 vs. Jax.				INACTIVE				
9/17 @ Mia.				INACTIVE				
9/24 vs. Cin.				INACTIVE				
10/1 @ Cle.				INACTIVE				
10/8 @ Jax.				INACTIVE				
10/15 @ Was.				INACTIVE				
10/22 vs. Ten.	1	0	1	0-0	0	0	0-0	0
10/29 vs. Pitt.				DID NOT PLAY				
11/5 @ Cin.	0	0	0	0-0	0	0	0-0	0
11/12 @ Ten.	0	0	0	0-0	0	0	0-0	0
11/19 vs. Dal.	0	0	0	0-0	0	0	0-0	0
11/26 vs. Cle.	0	0	0	0-0	0	0	0-0	0
12/10 vs. SD	0	0	0	0-0	0	0	0-0	0
12/17 @ Ari.	0	0	0	0-0	0	0	0-0	0
12/24 vs. NYJ	0	0	0	0-0	0	0	0-0	0
Totals	1	0	1	0-0	0	0	0-0	0
Playoffs								
12/31 vs. Den.				INACTIVE				
1/7/01 @ Ten.				INACTIVE				
1/14/01 @ Oak	0	0	0	0-0	0	0	0-0	1
1/28/01 vs. NYG				INACTIVE				
Totals	0	0	0	0	0	0	0	1

2003

Game-by-Game Tackles

Ravens

Date/Opp.	TT	Solo	AS	INT	FF	FR	Sacks	PD
9/7 @ Pit.	1	1	0	0-0	0	0	1-2	1
9/14 vs. Cle.	1	1	0	0-0	0	0	1-13	0
9/21 @ SD	0	0	0	0-0	0	0	0-0	1
9/28 vs. KC	2	2	0	0-0	0	0	0-0	0
10/12 @ Ari.	5	2	3	0-0	0	0	0-0	0
10/19 @ Cin.	1	0	1	0-0	0	0	0-0	0
10/26 vs. Den.	4	3	1	0-0	0	0	0-0	0
11/2 vs. Jax.	4	4	0	0-0	0	0	0-0	0
11/9 @ STL	0	0	0	0-0	0	0	0-0	1
11/16 @ Mia.	4	3	1	0-0	0	0	0-0	2
11/23 vs. Sea.	3	3	0	0-0	0	0	0-0	0
11/30 vs. SF	4	3	1	0-0	0	0	0-0	3
12/7 vs. Cin.	5	4	1	0-0	1	0	2-12	0
12/14 @ Oak				INACTIVE - ELBOW				
12/21 @ Cle.				INJURED RESERVE				
12/28 vs. Pit.				INJURED RESERVE				
Totals	34	26	8	0-0	1	0	4-27	8
Playoffs								
1/3/04 vs. Ten.				INJURED RESERVE				
Totals	0	0	0	0	0	0	0	0

2001

Game-by-Game Tackles

Ravens

Date/Opp.	TT	Solo	AS	INT	FF	FR	Sacks	PD
9/9 vs. Chi.	0	0	0	0-0	0	0	0-0	0
9/23 @ Cin.	0	0	0	0-0	0	0	0-0	0
9/30 @ Den.	2	2	0	0-0	0	0	0-0	0
10/7 vs. Ten.	1	1	0	0-0	0	0	0-0	1
10/14 @ GB	0	0	0	0-0	0	0	0-0	0
10/21 @ Cle.	0	0	0	0-0	0	0	0-0	0
10/28 vs. Jax.	0	0	0	0-0	0	0	0-0	1
11/4 @ Pit.	3	2	1	0-0	1	0	0-0	0
11/12 @ Ten.	3	1	2	0-0	0	0	0-0	0
11/18 vs. Cle.	6	4	2	0-0	0	0	0-0	0
11/25 @ Jax.	5	4	1	0-0	0	0	1-1	0
12/2 vs. Ind.	8	5	3	0-0	2	0	1.5-29.5	2
12/16 vs. Pit.	4	3	1	0-0	0	0	0-0	0
12/23 vs. Cin.	3	2	1	0-0	0	0	0-0	3
12/29 @ TB	1	0	1	0-0	0	0	0-0	1
1/7/02 vs. Min.	3	3	0	0-0	0	0	1-2	0
Totals	39	27	12	0-0	3	0	0.5-32.5	8
Playoffs								
1/13/02 @ Mia.	4	2	2	0-0	0	0	0-0	0
1/20/02 @ Pit.	0	0	0	0-0	0	0	0-0	0
Totals	4	2	2	0-0	0	0	0-0	0



ADALIUS THOMAS

ADALIUS THOMAS 96

REGULAR SEASON

Year	TT	Solo	AS	Sacks	FR	FF	TDs	INTs	PD
2000	1	1	0	0-0	0	0	0	0-0	0
2001	39	27	12	3.5-32.5	0	3	0	0-0	8
2002	72	40	32	3-20.5	1	3	0	2-57	11
2003	34	26	8	4-27	0	1	0	0-0	8
2004	80	48	32	8-28	0	4	0	1-8	5
Totals	226	142	84	18.5-108	1	11	0	3-65	32

SPECIAL TEAMS TACKLES (73): 2000 (1), 2001 (18); 2002 (15); 2003 (23); 2004 (16)

CAREER SINGLE-GAME HIGHS (regular season)

Total Tackles:
9 (12/26/04 at Pit.)

Sacks:
2 2 times (last: 1/2/05 vs. Mia.)

Forced Fumbles:
2 2 times (last: 1/2/05 vs. Mia.)

Passes Defensed:
2 3 times (last: 9/19/04 vs. Pit.)

Solo Tackles:
7 (12/19/04 at Ind.)

INTs:
1 (9/21/03 at SD)

Fumble Recoveries:
1 (12/1/02 at Cin.)

POSTSEASON

Year	TT	Solo	AS	Sacks	FR	FF	TDs	INTs	PD
2000	0	0	0	0-0	0	0	0	0-0	1
2001	4	2	2	0-0	0	0	0	0-0	0
2003	INJURED RESERVE								
Totals	4	2	2	0-0	0	0	0	0-0	1

SPECIAL TEAMS TACKLES (2): 2000 (1), 2001 (1)

ADALIUS THOMAS

TOPS IN TURNOVERS

With the aggressive style the Ravens' defense employs, opposing offenses make mistakes. Entering the 2005 season, the Ravens have forced 183 turnovers over the last 5 seasons, including 34 in 2004. The Ravens posted a +11 take-away, give-away ratio, ranking 4th in the AFC and 6th in the NFL. The Ravens have combined for 183 TOs since 2000, which is the most in the NFL over that time. Here is a list of the top 5 teams over the last 5 seasons (2000-04):

183 Baltimore Ravens

178 Tampa Bay Buccaneers

171 Carolina Panthers

164 New England Patriots

163 New Orleans Saints



KEYDRICK VINCENT

GUARD

YEARS IN NFL: 5

HT: 6'5" WT: 325

COLLEGE: Mississippi

HS: Lake Gibson (FL)

BORN: 4/13/78, Bartow, FL

JOINED RAVENS: Free Agent, 2005

68

GAMES PLAYED/STARTED: (2001, 5/1); (2002, 7/1); (2003, 10/9); (2004, 16/16) **Total 38/27**

PLAYOFFS: (2001, 1/0); (2002, 2/0); (2002, 2/2) **Total 5/2**

TRANSACTIONS: Signed by the Baltimore Ravens on 3/11/05...Originally signed as a free agent by the Pittsburgh Steelers on 4/23/01.

PRO: Big, physical athlete who plays with great passion...Strong, young OL with excellent movement...A fluid player who worked his way from a rookie free agent in 2001 to a full-time starter in 2004, starting all 16 regular season games, and both postseason games for the Pittsburgh Steelers...Helped pave the way for the Steelers to lead the AFC and rank 2nd in the NFL in rushing (2,464 yards)...Also protected 2004 NFL Rookie of the Year Ben Roethlisberger, allowing him to complete 66.4% of his passes and to throw for 2,621 yards and 17 TDs...Saw action in 10 games, starting 9 in 2003...Played in 7 games, starting 1 in 2002...Saw action in 5 games in 2001, including his 1st-career start.

2004: (with Pittsburgh) Started all 16 regular season games and both postseason contests at RG as the Steelers posted the league's best record (15-1)...**2004 SEASON HIGHLIGHTS:** Helped pave the way for Jerome Bettis' 6th 100-yard rushing performance and the offense's 5th 400-plus yards in total offense in the **season finale vs. Bal. (12/26)**...Played role in the Steelers' 2nd consecutive 200-yard rushing performance and the 5th 100-yard performance in 6 games in **game 8 vs. Phi. (11/7)**...Helped pave the way for Duce Staley's 4th 100-yard game and the Steelers' season-high 221 yards rushing in **game 7 vs. NE (10/31)**...Helped pave the way for Duce Staley's 1st 100-yard game as a Steeler in **game 4 vs. Cin. (10/3)**...Helped the Steelers produce a 100-yard rusher in 2 consecutive games for the 1st time in more than a year in **game 3 at Mia. (9/26)**.

2003: (with Pittsburgh) Made a solid contribution in his 3rd season, filling in for Alan Faneca at RG and provide solid depth along the line as he saw action in 10 games, starting 9...**2003 SEASON HIGHLIGHTS:** Earned his 8th start at LG in **game 15 vs. SD (12/21)**...Helped pave the way for Jerome Bettis' season-high 115 yards on 32 carries and the Steelers 181 yards rushing...Earned his 6th start at LG in **game 13 vs. Oak. (12/7)** and helped pave the way for Jerome Bettis' and the Steelers' 1st 100-yard performance of the season and the team's no-sack effort...Made his 1st appearance of the season and his 1st start since 12/1/02 (Jax.) as he started at LG for Alan Faneca who moved to LT in **game 6 at Den. (10/12)**.

2002: (with Pittsburgh) Saw action in 7 games, starting 1 in his 2nd season with the Steelers...Was inactive for the 1st 5 games...**2002 SEASON HIGHLIGHTS:** Replaced the injured Kendall Simmons, who suffered a laceration on his right hand, in the **Wild Card game vs. Cle. (1/5/03)**...Made his 1st start of the season at RG in **game 12 at Jax. (12/1)**.

2001: (with Pittsburgh) Saw action in 5 games, starting 1 after making the team as a rookie free agent...**2001 SEASON HIGHLIGHTS:** Started in place of Alan Faneca and helped lead the offense to its 6th 200-yard rushing performance of the season in the **season finale vs. Cle. (1/6/02)**...made his professional debut at RG in **game 10 at Ten. (11/25)** as he filled in for Oliver Ross who had to move to RT due to an injury to Marvel Smith...Was inactive for the 1st 9 weeks of the season after making the team as a rookie free agent.

COLLEGE, PERSONAL: Saw action in 47 career games while at Mississippi, including starting 19 as a junior and senior...Appeared in all 12 games in 2000, starting 11 at RG...Helped the Mississippi OL allow the fewest sacks in the Southeastern Conference and tie for 3rd-fewest in the nation with 7...Played in 11 games and made 8 starts at RG as a junior...Missed the Tulane game after

KEYDRICK VINCENT 68

having surgery on his left knee...Helped team rank 2nd in conference in rushing with 182.5 yards-per-game...Team ranked 2nd in the SEC for fewest sacks allowed in 1999 (16)...Played in all 12 games and earned his 2nd letter in 1998...Played in 11-of-12 games as a true freshman...Majored in banking and finance...Earned 4 letters at Class 5-A Lake Gibson (FL) HS...Was a 1st-team All-State DL selection as a senior...Also played in the Florida-Georgia All-Star game...Selected to *SuperPrep* All-Florida team and was named *USA Today* honorable mention All-America...Received 1st-team All-Area, All-County and All-District honors...Was credited with 52 tackles in only 4 games on defense as a senior...Lettered 4 times in track...Finished 2nd in the state in the discus and 3rd in the shotput...Received Polk County Athlete of the Year honors in track..Full name: Keydrick Trepell Vincent.

MEDIA GUIDE ABBREVIATION CHART

Abbreviation	Meaning	Abbreviation	Meaning
AS	Assisted Tackle	OLB	Outside Linebacker
ATT	Attempts	Opp.	Opponent
Avg.	Average	OT	Overtime
BK	Blocked	P	Punter
C	Center	PAT	Point After Touchdown
CB	Cornerback	Pct.	Percent
Comp.	Completion	PD	Pass Defensed
DB	Defensive Back	PK	Place Kicker
DE	Defensive End	PR	Punt Return
DL	Defensive Line	Pts.	Points
DT	Defensive Tackle	PUP	Physically Unable to Perform
EZ	End Zone	QB	Quarterback
FB	Full Back	QBH	QB Hurries
FF	Forced Fumble(s)	RB	Running Back
FG	Field Goal	RCB	Right Cornerback
FGA	Field Goal Attempt(s)	Rec.	Receptions
FR	Fumble Recovered(s)	RFA	Restricted Free Agent
FS	Free Safety	RG	Right Guard
G	Guard	RILB	Right Inside Linebacker
ILB	Inside Linebacker	ROLB	Right Outside Linebacker
In 20	Inside 20-Yard Line	RS	Return Specialist
IR	Injured Reserve	RT	Right Tackle
K	Kicker	S	Safety
KO	Kickoff	SH	Short
KOR	Kickoff Return	SS	Strong Safety
LB	Linebacker	ST	Special Teams
LCB	Left Cornerback	T	Tackle (offense)
LG	Long Left Guard	TB	Touchbacks
LILB	Left Inside Linebacker	TD	Touchdown
LOLB	Left Outside Linebacker	TE	Tight End
LS	Long Snapper	TFL	Tackles For Loss
LT	Left Tackle	TT	Total Tackles
MLB	Middle Linebacker	UFA	Unrestricted Free Agent
NG	No Good	WL	Wide Left
No.	Number	WR	Wide Receiver
NT	Nose Tackle	WR	Wide Right
OL	Offensive Line	Yds.	Yards



ANTHONY WEAVER

DEFENSIVE END

YEARS IN NFL: 4

HT: 6'3" WT: 280

COLLEGE: Notre Dame

HS: Saratoga Springs (NY)

BORN: 7/28/80, Abilene, TX

CHAINED RAVENS: Draft 2 (52nd), 2002

98

GAMES PLAYED/STARTED: (2002, 16/16); (2003, 15/15); (2004, 16/15) **Total 47/46**

Playoffs (2003, 1/0) **Total 1/0**

TRANSACTIONS: Anthony Weaver was selected with the 52nd overall choice (2nd round) in the 2002 Draft...The choice was obtained from the Washington Redskins, plus the Redskins' 3rd round choice (96th overall) for Baltimore's 2002, 2nd (56th), 3rd (87th) and 5th (159th) round slots.

PRO: Possesses an explosive combination of speed, strength and a tremendous football knowledge...A disruptive force who saw action in all 16 games, starting 15 (Ravens started with 6 DBs at NE, 11/28), posting 61 tackles (35 solo), 5 PD, 4 sacks, 1 FR and his *1st-career INT* in 2004...Started 15 regular season games (missing 1 due to a neck stinger) and 1 postseason game in 2003...Posted 60 tackles (40 solo), 7 PD, 5 sacks, 2 FFs and 2 FRs in his 2nd year...**Started all 16 games at LDE in 2002, recording 69 tackles (46 solo) and finished 2nd on the team with 3.5 sacks (33 yards)**...Also posted 4 PD and 1 FF...Is the 1st-ever player from Notre Dame selected by the Ravens, the 1st Fighting Irish player tabbed in the 2002 draft, and the highest "true" DL selected in any draft by Baltimore (Peter Boulware, D1, 1997 was drafted to play LB).

2004: Started all but 1 game at LDE in 2004...Posted 61 tackles, including 35 solo, in 2004, while ranking 4th on the team with 4 sacks (-23 yards) and grabbed the 1st INT of his career...The INT came on a crucial goal-line stand in the Ravens' 30-23 victory over Miami in game 16...Weaver also recorded 5 PD and had 1 FR...**2004 SEASON HIGHLIGHTS:** Recorded 1 tackle and his *1st-career INT* in the 30-23 victory in the **season finale vs. Mia. (1/2/05)**...Recorded 5 tackles, including 1 TFL, and 3 QB hits in **game 14 at Ind. (12/19)**...Subbed (Ravens began the game in dime package) and tied for the DL lead with 6 tackles, including 1 TFL in **game 11 at NE (11/28)**...Tied a season high with 6 tackles (4 solo) and 2 QB hits in the 20-17 OT victory in **game 9 at NYJ (11/14)**...Netted 6 tackles, 2 QB hits, and 1 PD as the Ravens held the Redskins to 107 total yards (2nd-lowest total in team history), including just 52 yards rushing in **game 5 at Was. (10/10)**.

2003: Started 15 regular season games (missing 1 due to a neck stinger) and 1 postseason game in 2003...Posted 63 tackles (43 solo), 7 PD, 5 sacks, 2 FFs and 2 FRs in his 2nd year...**2003 SEASON HIGHLIGHTS:** Had 6 tackles, including 5 solo and 1 QB hit in the **Wild Card loss vs. Ten. (1/3/04)**...Was inactive in **game 12 vs. SF (11/30)** due to a stinger...Was all over the field in **game 9 at STL (11/9)** posting 7 tackles (5 solo)...Also recorded 2 sacks for -17 yards, his 2nd multi-sack game of the season, and 1 PD on 3rd-and-13, forcing the Rams to punt in the second quarter...Started and posted 6 tackles (5 solo) and posted his *1st-career multi-sack game* with 2 (-14 yards) in **game 6 at Cin. (10/19)**...Started at LDE and had 5 tackles (4 solo) in the **season opener at Pit. (9/7)**.

2002: *One of 2 rookies (S Ed Reed) to start all 16 games*...Finished with 69 tackles (46 solo), 4 PD and 1 FF...*Was also 2nd on the team with 3.5 sacks for 33 yards*...**2002 SEASON HIGHLIGHTS:** Started at DE in **game 15 vs. Cle. (12/22)** and amassed 6 tackles (5 solo) and 1 QB hit against the Browns...Started at LDE and posted 4 tackles (2 solo), including 1 sack (7 yards) in 23-19 win in **game 14 at Hou. (12/15)**...Also had 1 FF and 3 QB pressures against the Texans...Had 5 tackles (all solo), including a half-sack of Falcons QB Michael Vick (2 yards) in **game 8 at Atl. (11/3)**...Helped apply constant pressure, allowing Vick to complete only 50% of his passes, forcing

OFF THE FIELD

"Weave" took part in the U.S. Department of Education's "Stay in the Game" forum at Baltimore Polytechnic Institute along with the Washington Mystics G Alana Beard in October 2004.

ANTHONY WEAVER 98

him into his 1st INT of the season...Started at LDE in **game 3 vs. Den. (9/30)** and had 4 tackles...Posted **1st-career sack** (16 yards) and 1 PD vs. the Broncos...Started at RDE in **game 2 vs. TB (9/15)**...Posted 3 tackles (2 solo) against the Bucs...**Started at DE in his professional debut in the season opener at Car. (9/8)**...Posted 6 tackles (3 solo) and 1 PD against the Panthers.

COLLEGE, PERSONAL: Named team MVP as Notre Dame's starting LDE as a senior...Finished 3rd on the team with 59 tackles and led the team with 7 sacks for 25 yards...Had 21 TFL, 2nd-most in school history (Ross Browner, 28 in 1976)...Won 2nd-team All-America honors from *The NFL Draft Report* and *ABC Sports Online*, plus honorable mention from *Football News*...Was a consensus All-Independent 1st-team pick...Had 8 stops and 1.5 sacks against Stanford and 6 stops in his collegiate finale vs. Purdue...Started every game at LDE and had 49 tackles with 8 sacks and 13 TFL as a junior...Started 7 games at LDT and 2 at LDE as a sophomore...Finished the season with 24 tackles, 2 TFL and 1 PD...Named 1st-team Freshman All-America by *Football News* in 1998...Played in every game and started 10 at LDE...Recorded 28 tackles, 19 solo, and had 2 sacks plus 6 stops behind the line for 11 yards...Helped Saratoga Springs (NY) HS to back-to-back league crowns...Rated the 48th-best player nationally by *The Chicago Sun Times* and 66th-best player by *The Sporting News*...Also won *USA Today* honorable mention All-America...Had 79 tackles, 5 sacks and rushed for 717 yards and 6 TDs and was a 2-way DE/FB/TE as a senior...Was a 3-year, 2-way player who finished with 192 career tackles, 15 sacks and 1,305 rushing yards and 11 TDs...Named area Player of the Year as a junior, carrying 96 times for 592 yards and 5 TDs, while making 60 tackles including 5 sacks and 3 FFs...Averaged 10 points and 8 rebounds in basketball...Received the National Football Foundation scholar-athlete award from Saratoga Springs area chapter...Anthony, along with Ravens teammates and representatives from the United Way of Central Maryland, M&T Bank, Civic Works and Governor Robert Ehrlich's office, helped paint, frame and rebuild homes in Baltimore's Sandtown community in 2003 (as part of the 5th annual NFL and United Way Hometown Huddle)...Anthony also participated in the American Red Cross Blood Drive at M&T Bank Stadium in



2003...Teammates, WR Randy Hymes, TE Terry Jones and G Edwin Mulitalo also spent time at the event encouraging the donors during a critical time for the Red Cross...CareFirst BlueCross BlueShield and Anthony Weaver presented \$33,000 to Health Care for the Homeless (HCH)...In 2004, Anthony took part in the Council of Ravens Roosts Convention in Ocean City (June 2004)...Posed with rescued greyhounds for the 2005 Friends of the Baltimore Animal Shelter calendar, with proceeds benefiting shelters...Visited several schools throughout the year, including Hannah More Private School...Weaver returned to Notre Dame in 2003 to finish his degree in government, but still found the time to help at a blood drive and Habitat for Humanity...In June 2004, Weaver participated in the 'Grade A' Student Night at the Baltimore Aquarium, where honor roll students were treated to a fun evening for their achievements...Weaver was the Ravens' representative for voter registration efforts and he participated in several projects to further the cause, including a PSA and a rally at Baltimore's Inner Harbor...In November 2004, he participated in the Ravens Football 101 program, where he spoke to over 300 women about the defensive side of the ball...Visited Hamilton Center, and assisted living facility in November...Took part in the U.S. Department of Education "Stay in the Game" forum at Baltimore Polytechnic Institute with Washington Mystics G Alana Beard...Worked with Sandtown Habitat for Humanity, helping to rebuild homes in the Ravens 6-week project...Carefirst BlueCross BlueShield and Weaver presented \$30,000 to Health Care for the Homeless through the Community Touchdown Program (March 2005)...Admired Kansas City Chiefs FB Christian Okoye as a youngster...Anthony has been an avid guitar player (both acoustic and electric) for 12 years, and has 4 guitars in his collection...Full name: Anthony Lee Weaver.

ANTHONY WEAVER 98

2004

Game-by-Game Tackles

Ravens

Date/Opp.	TT	Solo	AS	INT	FF	FR	Sacks	PD
9/12 @ Cle.	4	3	1	0-0	0	0	0-0	0
9/19 vs. Pit.	3	1	2	0-0	0	0	0-0	0
9/26 @ Cin.	2	1	1	0-0	0	0	0-0	1
10/4 vs. KC	5	4	1	0-0	0	0	1-3	0
10/10 @ Was.	6	2	4	0-0	0	0	0-0	1
10/24 vs. Buf.	4	3	1	0-0	0	0	1-6	0
10/31 @ Phi.	3	3	0	0-0	0	0	1-6	1
11/7 vs. Cle.	3	1	2	0-0	0	1	0-0	0
11/14 @ NYJ	6	4	2	0-0	0	0	0-0	0
11/21 vs. Dal.	3	1	2	0-0	0	0	0-0	0
11/28 @ NE	6	3	3	0-0	0	0	0-0	0
12/5 vs. Cin.	4	2	2	0-0	0	0	1-8	0
12/12 vs. NYG	3	3	0	0-0	0	0	0-0	2
12/19 @ Ind.	5	2	3	0-0	0	0	0-0	0
12/26 @ Pit.	3	2	1	0-0	0	0	0-0	0
1/2/05 vs. Mia.	1	0	1	1-1	0	0	0-0	0
Totals	61	35	26	1-1	0	1	4-23	5

2002

Game-by-Game Tackles

Ravens

Date/Opp.	TT	Solo	AS	INT	FF	FR	Sacks	PD
9/8 @ Car.	6	3	3	0-0	0	0	0-0	1
9/15 vs. TB	3	2	1	0-0	0	0	0-0	0
9/30 vs. Den.	4	2	2	0-0	0	0	1-16	1
10/6 @ Cle.	3	3	0	0-0	0	0	0-0	0
10/13 @ Ind.	4	2	2	0-0	0	0	0-0	0
10/20 vs. Jax.	4	2	2	0-0	0	0	0-0	1
10/27 vs. Pit.	4	3	1	0-0	0	0	0-0	0
11/3 @ Atl.	5	5	0	0-0	1	0	0-0	0
11/10 vs. Cin.	6	5	1	0-0	1	0	5-2	0
11/17 @ Mia.	6	4	2	0-0	0	0	0-0	0
11/24 vs. Ten.	4	2	2	0-0	0	0	0-0	0
12/1 @ Cin.	3	2	1	0-0	0	0	1-8	0
12/8 vs. NO	5	3	2	0-0	1	0	0-0	1
12/15 @ Hou.	4	2	2	0-0	1	0	1-7	0
12/22 vs. Cle.	6	5	1	0-0	0	0	0-0	0
12/29 @ Pit.	2	1	1	0-0	0	0	0-0	1
Totals	69	46	23	0-0	4	0	3.5-33	5

2003

Game-by-Game Tackles

Ravens

Date/Opp.	TT	Solo	AS	INT	FF	FR	Sacks	PD
9/7 @ Pit.	5	4	1	0-0	0	0	0-0	1
9/14 vs. Cle.	2	0	2	0-0	0	0	0-0	0
9/21 @ SD	2	2	0	0-0	0	0	0-0	1
9/28 vs. KC	6	2	4	0-0	0	0	0-0	0
10/12 @ Ari.	2	1	1	0-0	0	0	0-0	0
10/19 @ Cin.	6	5	1	0-0	0	0	2-14	0
10/26 vs. Den.	4	3	1	0-0	0	0	0-0	0
11/2 vs. Jax.	5	4	1	0-0	1	1	1-7	1
11/9 @ STL	7	5	2	0-0	0	0	2-17	1
11/16 @ Mia.	3	2	1	0-0	0	0	0-0	0
11/23 vs. Sea.	0	0	0	0-0	0	0	0-0	0
11/30 vs. SF	INACTIVE - STINGER							
12/7 vs. Cin.	3	1	2	0-0	0	0	0-0	1
12/14 @ Oak.	5	3	2	0-0	0	0	0-0	1
12/21 @ Cle.	4	3	1	0-0	1	1	0-0	1
12/28 vs. Pit.	6	5	1	0-0	0	0	0-0	1
Totals	60	40	20	0-0	2	2	5-38	8

Playoffs

1/3/04 vs. Ten.	6	5	1	0-0	0	0	0-0	0
Totals	6	5	1	0-0	0	0	0-0	0



REGULAR SEASON

Year	TT	Solo	AS	Sacks	FR	FF	TDs	INTs	PD
2002	69	46	23	3.5-330-0	0	4	0	0-0	5
2003	60	40	20	5.0-380-0	2	2	0	0-0	8
2004	61	35	26	4-231-1	1	0	0	1-1	5
Totals	190	121	69	12.5-941-1	3	6	0	1-1	18

CAREER SINGLE-GAME HIGHS (regular season)

Total Tackles:

7 (11/9/03 at STL)

Sacks:

2 2 times (last: 11/9/03 at STL)

Forced Fumbles:

1 6 times (last: 12/21/03 at Cle.)

Passes Defensed:

2 (12/12/04 vs. NYG)

Solo Tackles:

5 6 times (last: 12/28/03 vs. Pit.)

INTs:

1 (1/2/05 vs. Mia.)


Fumble Recoveries:

1 3 times (last: 11/7/04 vs. Cle.)

ANTHONY WEAVER

POSTSEASON

Year	TT	Solo	AS	INTs	FR	FF	Sacks	PD
2003	6	5	1	0-0	0	0	0.0-0	0
Totals	6	5	1	0-0	0	0	0.0-0	0



DANIEL WILCOX

TIGHT END

YEARS IN NFL: 2
HT: 6'1" WT: 245
COLLEGE: Appalachian State
H5: Decatur (Atlanta, GA)
BORN: 3/23/77, Atlanta, GA
JOINED RAVENS: Free Agent, 2004

83

GAMES PLAYED/STARTED: (2004, 16/5) Total 16/5

TRANSACTIONS: Dan Wilcox re-signed with the Baltimore Ravens on 3/29/05...Signed with the Ravens on 6/21/04...Signed to Tampa Bay's 53-man roster on 12/17/02 after spending 2 stints with the Jets from 9/1-9/3 and 8/28-8/30.

PRO: Smooth-running TE, with soft hands...Solid athlete with good speed and underrated blocking skills...A converted WR, has the ability to flex outside...Played in all 16 games, starting 5 with the Ravens in 2004, pulling in a **career-high 25 receptions** for 219 yards and 2 TDs...Saw action in 2 games with the Buccaneers in 2003, recording 1 special teams tackle...Was inactive in 2 regular season games and 3 postseason games as a member of the Buccaneers in 2003.

2004: (with Baltimore) Saw action in all 16 games, starting 5 after signing with the team in training camp...Was 6th on the team with 25 catches and 219 receiving yards...Pulled in his 1st-career TD at Phi. (10/31)...**2004 SEASON HIGHLIGHTS:** Started and led the team, recording **career highs with 6 receptions for 72 yards** (12.0 avg.), with a long of 17 in the 30-23 victory in the **season finale vs. Mia. (12/05)**...Subbed and caught 2 receptions for 30 yards (both for 1st downs) in **game 11 at NE (11/28)**...Started and grabbed 2 receptions for 23 yards (1 for a 1st down), including a **career-long 20-yarder** in the 30-10 victory in **game 10 vs. Dal. (11/21)**...Started and hauled in 2 receptions for 21 yards (both for 1st downs) in the 20-17 OT win in **game 9 at NYJ (11/14)**...Subbed and hauled in 5 receptions for 26 yards, including his **1st-career TD - 7 yards - (on 3rd-and-5 in the fourth quarter) in game 7 at Phi. (10/31)**...Earned his **1st-career start** (Ravens started in a 3-TE set), in his 1st action in a Ravens' uniform in **game 1 at Cle. (9/12)**...Posted his **1st-career reception**



OFF THE FIELD

Daniel helped out Habitat for Humanity by building houses in the Baltimore community in October 2004. He also visited Jentry E. McDonald Senior Group Home, a residential facility for young men and women, in November 2004.

2004
Game-by-Game
Ravens

Receiving					Rushing				
Date/Opp.	Rec.	Yds	Avg.	LG TDs	No.	Yds	Avg.	LG TDs	
9/12 @ Cle.	2	18	9.0	13	0	0	0.0	0	
9/19 vs. Pit.	1	4	4.0	4	0	0	0.0	0	
9/26 @ Cin.	0	0	0.0	0	0	0	0.0	0	
10/4 vs. KC	0	0	0.0	0	0	0	0.0	0	
10/10 @ Was.	2	9	4.5	7	0	0	0.0	0	
10/24 vs. Buf.	1	7	7.0	7	0	0	0.0	0	
10/31 @ Phi.	5	26	5.2	7	1	0	0.0	0	
11/7 vs. Cle.	2	9	4.5	5	0	0	0.0	0	
11/14 @ NYJ	2	21	10.5	12	0	0	0.0	0	
11/21 vs. Dal.	2	23	11.5	20	0	0	0.0	0	
11/28 @ NE	2	30	15.0	20	0	0	0.0	0	
12/5 vs. Cin.	0	0	0.0	0	0	0	0.0	0	
12/12 vs. NYG	0	0	0.0	0	0	0	0.0	0	
12/19 @ Ind.	0	0	0.0	0	0	0	0.0	0	
12/26 @ Pit.	0	0	0.0	0	0	0	0.0	0	
1/2/05 vs. Mia.	6	72	12.0	17	0	0	0.0	0	
Totals	25	219	8.8	20	1	0	0.0	0	



DANIEL WILCOX

DANIEL WILCOX 83

against the Browns and finished with 2 catches for 18 yards (1 was for a 1st down)...Wilcox also had a ST tackle against the Browns.

2003: (with Tampa Bay) Saw action in 2 games with the Buccaneers in 2003, recording 1 ST tackle...Was inactive in 2 regular season games and 3 postseason games.



2001: (with New York Jets) Inactive for 9 of 10 games in 2001 while with the Jets, seeing action in 1 game...Originally joined the team as an undrafted free agent on 4/26.

COLLEGE, PERSONAL: Selected 1st-team All-Southern Conference as a senior at Appalachian State...Finished with 46 receptions for 740 yards and 7 TDs...Had career game against Troy State, catching 10 passes for 106 yards and 1 TD...Moved from WR to TE as a senior...Attended Georgia Military Academy...Majored in communications and advertisement with a minor in psychology...One of the most active Ravens in the community, Wilcox was a frequent visitor to schools throughout the season...He spoke to students at Living Classrooms, Sharp Leadenhall Elementary, Carter G. Woodson and Youth in Transitions and was a presenter in 3 Ravens R.I.S.E. Assemblies in 2004 (Long Reach, Lake Clifton and Fairmount-Harford)...Participated in several Gatorade Junior Training Camps, including 1 at the NFL FLAG Regional Tournament hosted by the Ravens...Joined teammates at the Goodwill Gridiron Halloween Party and worked with volunteers and teammates for Sandtown Habitat for Humanity in October and November 2004...Wilcox was on hand at the NFL/United Way Hometown Huddle to help

present the keys to new homeowner, Robin Edwards...Held a clothing/coat drive in December 2004, in conjunction with a signing at the Dugout Zone and donated all items to Paul's Place Outreach Center...Joined teammates at the ESPNZone Holiday Party for Police Athletic League members in December 2004 and participated in a blood drive at Good Samaritan Hospital, thanking donors for their efforts...Full name: Daniel Wilcox.

REGULAR SEASON**RECEIVING**

Year	No.	Yds.	Avg.	LG	TD
2004	25	219	8.8	20	1
Totals	25	219	8.8	20	1

SPECIAL TEAMS TACKLES (8): 2004 (8)

CAREER SINGLE-GAME HIGHS (regular season)**Receptions:**

6 (1/2/05 vs. Mia.)

Yardage

72 (1/2/05 vs. Mia.)


Long Gain:

20 2 times (last: 11/28/04 at NE)

Touchdowns:

1 (10/31/04 at Phi.)

DANIEL WILCOX



CHAD WILLIAMS
SAFETY

YEARS IN NFL: 4
HT: 5'9" WT: 207
COLLEGE: Southern Mississippi
HS: Wenonah (Birmingham, AL)
BORN: 1/22/79, Birmingham, AL
DRAFTED BY: BALTIMORE RAVENS; Draft 6d (209th), 2002

49

GAMES PLAYED/STARTED: (2002, 16/0); (2003, 16/1); (2004, 16/1) **Total 48/2**

Playoffs (2003, 1/0) **Total 1/0**

TRANSACTIONS: Chad Williams re-signed with the Baltimore Ravens on 4/15/05...Was the final of 4 6th-round picks (209th overall) taken by the Ravens in the 2002 NFL Draft.

PRO: Superior technician, who has a nose for the ball and great instincts...Big hitter who makes an impact on special teams...Saw action in all 16 games, starting 1 in 2004 and recorded 32 tackles, 6 PD, 3 INTs and 2 sacks from scrimmage, as well as finishing 4th on the team with 14 special teams tackles...Saw action in all 16 regular season games, starting 1, and played in 1 postseason contest in 2003...Posted 34 tackles (27 solo), 8 PD, 1 FF, 1 sack and 1 INT, which he returned 52 yards for a TD (vs. Cle. 12/21/03)...Earned *AFC Defensive Player of the Week* honors as well as 3 team game balls (offense, defense and special teams) when he posted 6 tackles (4 solo), 2 FRs on special teams and 1 PD vs. Cle. (12/21/03)...Posted 45 tackles and 8 PD as a rookie in 2002...*Tied for 2nd on the team with 3 INTs and tied for the team lead with 17 special teams tackles...Picked off a QB Jon Kitna pass and raced 98 yards (tying a franchise record) for a TD in the closing seconds of the first half, then blocked a punt in the fourth quarter*, which WR Ron Johnson picked up and sprinted 22 yards for a TD vs. Cin. (12/1/02).



OFF THE FIELD

Chad joined teammates at the ESPNZone Holiday Party for Police Athletic League members in December 2004.

2004: Played in all 16 games with 1 start against NE (11/28), when the Ravens lined up in a 6-DB set...Recorded 32 tackles (31 solo) and tied for 2nd on the team with 3 INTs, which he returned for 156 yards, including 1 TD...Williams also posted 2 sacks (-18 yards) and 6 PD...Scored a 44-yard TD on an INT return at Dal. (11/21)...His 94-yard INT return in the Ravens' win vs. Buf. (10/24) led to a Matt Stover FG...**2004 SEASON HIGHLIGHTS:** Saw action off the bench and intercepted Vinny Testaverde, returning it 44 yards for a TD, in the 30-10 win in **game 10 vs. Dal. (11/21)**...Subbed from scrimmage, posting 3 solo tackles, including a sack (-13 yards) as the defense held an opponent without a TD pass for the 2nd-consecutive game in the 20-17 OT victory in **game 9 at NYJ (11/14)**...Also had 2 special teams tackles against the Jets...Saw action off the bench and recorded 1 tackle, 2 PD - 1 was deflected to Deion Sanders who returned it 48 yards for a TD in **game 6 vs. Buf. (10/24)**...Williams also had an INT in the Ravens' end zone, which he returned 94 yards, and led to a Matt Stover FG against the Bills...Saw action from scrimmage and on special teams as he helped the Ravens' defense hold the Redskins to 107 total yards (2nd-lowest total in team history), including a franchise-record-low 55 passing yards in **game 5 at Was. (10/10)**...Netted 5 solo tackles with a sack (-5 yards) and 2 special teams tackles in 30-13 win in **game 2 vs. Pit. (9/19)**.

2003: Saw action in 16 games, starting 1, and played in the Ravens' postseason contest in 2003...Posted 34 tackles (27 solo), 8 PD, 1 FF, 1 sack and 1 INT, which he returned 52 yards for a TD (vs. Cle. 12/21)...Also recorded 8 tackles and 2 FRs on special teams...**2003 SEASON HIGHLIGHTS:** Saw action from scrimmage and had 2 solo tackles in **game 15 at Cle. (12/21)**...Also had 2 PD and 1 INT, which he returned 52 yards for a TD (2nd of his career) in the 35-0 victory against the Browns...Played from scrimmage and posted 5 tackles (4 solo) and had 3 PD as the Ravens' defense held the 49ers to 158 yards passing and forced 4 INTs in **game 12 vs. SF (11/30)**...*Started his 1st-career game* and had 2 solo tackles as the defense allowed the league's No. 1-rated offense just 121 yards in **game 9 at STL (11/9)**...Posted 1 tackle and 1 FR on special teams against the Rams.

CHAD WILLIAMS 49

2002: Played in all 16 games as a rookie...Finished with 45 tackles (36 solo), 8 PD, 1 FR and 3 INTs, 1 of which he returned 98 yards for a TD against Cin. (12/1)...Also tied for the team lead (Bart Scott) with 17 special teams tackles and 1 blocked punt, which was returned by Ron Johnson for a TD vs. Cin. (12/1)...**2002 SEASON HIGHLIGHTS:** Had 3 solo tackles and tied for team lead with 3 PD in 23-19 win in **game 14 at Hou. (12/15)**...Saw action both from scrimmage and on special teams in 27-23 win in **game 12 at Cin. (12/1)**...Earned **AFC Defensive Player of the Week** honors as well as 3 team game balls (offense, defense and special teams) as he posted 6 tackles (4 solo) and 1 PD...**Picked off a QB Jon Kitna pass and raced 98 yards (tying a franchise record) for a TD in the closing seconds of the first half, then blocked a punt in the fourth quarter, which WR Ron Johnson picked up and sprinted 22 yards for a TD**...Also notched 3 special teams tackles against the Bengals...**Had a career-high 9 tackles (8 solo) in game 3 vs. Den. (9/30)**.

COLLEGE, PERSONAL: Earned 3rd-team All-America honors by *The National Sports Bureau* as a senior...All-Conference USA 1st-team choice...Held the "rover" position for the Eagles and finished 5th on the team with 63 tackles (46 solo), including 2 sacks (-14 yards) and 4 TFL (-20 yards)...Intercepted a pass and had 7 PD...Had 2 FFs and 2 FRs...Returned 10 punts for 78 yards and 2 KO for 24 yards...Received honorable mention All-America and All-Conference USA 1st-team choice by the *Sports Exchange*...Named Southern Miss Defensive Player of the Week twice and earned Special Teams Big Hit and Big Play honors, once each...Started at FS, leading the team with a career-high 114 tackles (78 solo)...Second on the squad with 8 sacks for -47 yards and 11 stops for losses of 60 yards...Had 5 PD...Set a school season record with 4 FFs and also 1 FR...Carried once for a 23-yard gain and returned 4 punts for 94 yards (23.5 avg)...Started every game at FS as a freshman, while finishing 2nd on the team with 108 tackles (52 solo)...Returned an INT 26 yards and 2 PD...Registered a career-high 20 tackles (13 solo) against Cincinnati...Saw action in 10 games as a reserve DB and special teams performer...Had 18 tackles (12 solo) on the season, with 1 PD and 1 FR...Standout performer at Wenonah (Birmingham, AL) HS...Rushed for more than 2,400 yards during his final 2 seasons, leading his team to the state playoffs the final 2 years...Scored 18 TDs during his senior season...Named Player of the Week by either a local TV station, newspaper or TD club 5 of the 1st 6 weeks of the 1997 season...Moved from CB to SS on defense...Served as the team's P and PK, regularly placing his kickoffs into the end zone...Also lettered in basketball, track and baseball...Named Class 6A All-Metro and All-State and to the Alabama Super All-State Team...Chad, along with Ravens players RB Chester Taylor and P Dave Zastudil, instructed 150 children on football fundamentals at the Gatorade Jr. Training Camp held at Clarence Du Burns Arena in 2003...Joined teammates at the ESPNZone Holiday Party for Police Athletic League members in December 2004...Majored in coaching and sports administration...Full name: Chad Kelton Williams.

2004

Game-by-Game Tackles

Ravens

Date/Opp.	TT	Solo	AS	INT	FF	FR	Sacks	PD
9/12 @ Cle.	2	2	0	0-0	0	0	0-0	0
9/19 vs. Pit.	5	5	0	0-0	0	0	1-5	0
9/26 @ Cin.	3	3	0	1-18	0	0	0-0	2
10/4 vs. KC	2	2	0	0-0	0	0	0-0	0
10/10 @ Was.	0	0	0	0-0	0	0	0-0	0
10/24 vs. Buf.	1	1	0	1-94	0	0	0-0	1
10/31 @ Phi.	2	2	0	0-0	0	0	0-0	0
11/7 vs. Cle.	1	1	0	0-0	0	0	0-0	1
11/14 @ NYJ	3	3	0	0-0	0	0	1-13	0
11/21 vs. Dal.	3	3	0	1-44	0	0	0-0	1
11/28 @ NE	4	3	1	0-0	0	0	0-0	0
12/5 vs. Cin.	0	0	0	0-0	0	0	0-0	0
12/12 vs. NYG	1	1	0	0-0	0	0	0-0	0
12/19 @ Ind.	4	4	0	0-0	0	0	0-0	1
12/26 @ Pit.	1	1	0	0-0	0	0	0-0	0
1/2/05 vs. Mia.	0	0	0	0-0	0	0	0-0	0
Totals	32	31	1	3-156	0	0	2-18	6

2003

Game-by-Game Tackles

Ravens

Date/Opp.	TT	Solo	AS	INT	FF	FR	Sacks	PD
9/7 @ Pit.	1	1	0	0-0	0	0	0-0	0
9/14 vs. Cle.	4	3	1	0-0	0	0	0-0	1
9/21 @ SD	3	3	0	0-0	0	0	0-0	0
9/28 vs. KC	0	0	0	0-0	0	0	0-0	0
10/12 @ Ari.	3	2	1	0-0	0	0	0-0	1
10/19 @ Cin.	2	1	1	0-0	1	0	0-0	0
10/26 vs. Den.	2	1	1	0-0	0	0	0-0	0
11/2 vs. Jax.	0	0	0	0-0	0	0	0-0	0
11/9 @ STL	2	2	0	0-0	0	0	0-0	0
11/16 @ Mia.	1	1	0	0-0	0	0	0-0	0
11/23 vs. Sea.	2	2	0	0-0	0	0	0-0	1
11/30 vs. SF	5	4	1	0-0	0	0	0-0	3
12/7 vs. Cin.	3	2	1	0-0	0	0	0-0	0
12/14 @ Oak.	1	1	0	0-0	0	0	0-0	0
12/21 @ Cle.	2	2	0	1-52	0	0	0-0	2
12/28 vs. Pit.	3	2	1	0-0	0	0	0-0	1-7
Totals	34	27	7	1-52	1	0	1-7	8
Playoffs								
1/3/04 vs. Ten.	1	1	0	0-0	0	0	0-0	0
Totals	1	1	0	0-0	0	0	0-0	0

CHAD WILLIAMS


CHAD WILLIAMS 49

2002

Game-by-Game Tackles

Ravens

Date/Opp.	TT	Solo	AS	INT	FF	FR	Sacks	PD
9/8 @ Car.	0	0	0	0-0	0	0	0-0	0
9/15 vs. TB.	2	1	1	0-0	0	0	0-0	1
9/30 vs. Den.	9	8	1	0-0	0	0	0-0	0
10/6 @ Cle.	1	1	0	0-0	0	0	0-0	0
10/13 @ Ind.	0	0	0	0-0	0	0	0-0	0
10/20 vs. Jax.	5	5	0	0-0	0	0	0-0	0
10/27 vs. Pit.	2	1	0	0-0	0	0	0-0	0
11/3 @ Atl.	1	0	1	0-0	0	0	0-0	0
11/10 vs. Cin.	5	5	0	0-0	0	1	0-0	0
11/17 @ Mia	2	1	1	0-0	0	0	0-0	0
11/24 vs. Ten.	2	2	0	1-0	0	0	0-0	3
12/1 @ Cin.	6	4	2	1-98	0	0	0-0	1
12/8 vs. NO	3	3	0	0-0	0	0	0-0	0
12/15 @ Hou.	3	3	0	1-0	0	0	0-0	3
12/22 vs. Cle.	1	0	1	0-0	0	0	0-0	0
12/29 @ Pit.	3	2	1	0-0	0	0	0-0	0
Totals	45	36	8	3-98	0	1	0-0	8



CHAD WILLIAMS

REGULAR SEASON

Year	TT	Solo	AS	INTs	FR	FF	TDs	Sacks	PD
2002	45	36	8	3-98	0	0	1	0-0	8
2003	34	27	7	1-52	0	1	0	1-7	8
2004	32	31	1	3-156	0	0	0	2-18	6
Totals	111	94	16	7-307	0	1	1	3-25	22

SPECIAL TEAMS TACKLES (25): 2002 (17); 2003 (8)

CAREER SINGLE-GAME HIGHS (regular season)

Total Tackles:

9 (9/30/02 vs. Den.)

Sacks:

1 3 times (last: 11/14/04 vs. NYG)

Forced Fumbles:

1 (10/19/03 at Cin.)

Passes Defensed:

3 3 times (last: 11/30/03 vs. SF)

Solo Tackles:

8 (9/30/02 vs. Den.)

INTs:

1 7 times (last: 10/24/04 vs. Buf.)

Fumble Recoveries:

1 3 times (11/10/02 vs. Cin.)

Blocked 3rd punt in team history at Cin. (12/1/02), which Ron Johnson recovered and returned for a TD.

CHAD WILLIAMS


POSTSEASON

Year	TT	Solo	AS	INTs	FR	FF	TDs	Sacks	PD
2003	1	1	0	0-0	0	0	0	0-0	0
Totals	1	1	0	0-0	0	0	0	0-0	0

FORCING TURNOVERS

Led by Ed Reed, who owns the franchise record with 21 INTs, the Ravens' defense has 109 INTs since the 2000 season, 2nd-most in the league in that time. Here is a list of the Top 5 teams since and including 2000:

120	Tampa Bay Buccaneers
109	Baltimore Ravens
103	Miami Dolphins
100	Carolina Panthers
99	New England Patriots



ANTHONY WRIGHT
QUARTERBACK

YEARS IN NFL: 7
HT: 6'1" WT: 215
COLLEGE: South Carolina
HS: West Craven (Vanceboro, NC)
BORN: 2/14/76, Vanceboro, NC
JOINED RAVENS: Free Agent, 2002

2

GAMES PLAYED/STARTED: (1999, 0/0); (2000, 4/2); (2001, 4/3); (2002, 0/0); (2003, 7/7); (2004, 0/0)
Total 15/12

Playoffs (2003, 1/1) Total 1/1

TRANSACTIONS: Re-signed with the Ravens on 3/17/04...Signed to the Ravens' active roster on 10/15/02...Signed to the Ravens' practice squad on 9/3/02...Released by the Cowboys on 9/2/02...Signed with the Cowboys on 8/30/00... Released by Pittsburgh on 8/28/00...Originally signed by the Pittsburgh Steelers as a rookie free agent on 4/26/99.

PRO: Strong-armed, mobile, savvy veteran who was on the PUP list for most of the 2004 season, returning to the active roster on 11/17 and was designated the 3rd QB for the final 7 games of the season...Wright *set career highs in every category* in 2003...Started the final 7 games of the regular season and the Ravens' postseason contest...Completed 94 of 178 passes (52.8%) for 1,199 yards, 9 TDs and 7 INTs in the regular season and was 20 of 37 for 214 yards, 1 TD and 2 INTs in the postseason (20-17 loss to Ten., 1/3/04)...Engineered the greatest comeback in franchise history (vs. Sea. 11/23/03), as the Ravens overcame a 41-24 second-half deficit to pull out a 44-41 OT victory...Wright posted a *career-high 119.1 QB rating* in the game when he was 20 of 37 for 319 yards with 4 TDs and 0 INTs...Rushed 28 times for 73 yards in the regular season and 2 times for 19 yards in the postseason...Gained valuable knowledge with 1 year in the Ravens' system in 2002...Wright took the field for 3 starts in place of Quincy Carter in 2001 and guided Dallas to its 1st victory of the season...Replaced Troy Aikman during his 1st season (2000) in Dallas...In 2 seasons, Wright directed the Dallas offense with a strong arm, fine athletic ability and solid instincts...Wright proved to be just as successful coming off the bench...A student of the game, Wright has excellent work habits and an ability to elude pressure and make plays on the run...He entered the NFL as a rookie free agent with Pittsburgh in 1999 and earned a spot on the Steelers' 53-man roster...Had shoulder surgery in May 2004 to repair a torn labrum.

2004: (with Baltimore) Began the season on the PUP List after offseason shoulder surgery...Was moved to the active roster on 11/17 and was inactive (3rd QB) for the final 7 games of the season.

2003: (with Baltimore) Started the final 7 games of the regular season, and the Ravens postseason contest...Completed 94 of 178 passes (52.8%) for 1,199 yards, 9 TDs and 7 INTs in the regular season and was 20-of-37 for 214 yards, 1 TD and 2 INTs in the postseason loss vs. Ten....**2003 SEASON**

HIGHLIGHTS: Engineered the greatest comeback in franchise history (vs. Sea. 11/23/03), as the Ravens overcame a 41-24 second-half deficit to pull out a 44-41 OT victory...Wright posted a career-high 119.1 QB rating in the game when he was 20 of 37 for 319 yards with 4 TDs and no INTs...Rushed 28 times for 73 yards in the regular season and 2 times for 19 yards in the postseason...Started his 3rd game as a Raven and picked up his 2nd-consecutive win in a 44-6 rout in **game 12 vs. SF (11/30)**...Completed 14 of 25 passes (56%) for 177 yards, 2 TDs (2nd-consecutive multi-TD game) and 1 INT, and also rushed 3 times for 26 yards, good for 2 1st downs...Led the Ravens on 7 scoring drives, including 4 for TDs...Helped post 44 points for the 2nd-consecutive week, which marks the most points scored in consecutive weeks in franchise history...Had a career day when he completed 20 of 37 passes (54%) and set *career highs with 319 yards (his 1st-career 300-yard game) and 4 TDs* as he engineered the greatest comeback in Ravens history, rallying the team from 17 points down in the fourth quarter to a 44-41 OT win in **game 11 vs. Sea. (11/23)**...With his career-high 4 TD passes against the Seahawks, Wright became the 1st Ravens QB to throw at least 4 TD passes since Tony Banks threw 5 (9/10/00), which tied Wright for the 2nd most TD passes in a game in team history (Testaverde 10/26/96



OFF THE FIELD

Anthony, along with Terry Jones, Daniel Wilcox and Dave Zastudil, spoke at 2 Ravens R.I.S.E. assemblies in October 2004. The 4 visited with the students and also taught them how to Realize, Improve, Share and Expand their talents.

ANTHONY WRIGHT 2

and Banks 12/5/99)...Wright also posted the highest passer rating (119.1) since Tony Banks earned a 134.7 rating (18 of 31 for 332 yards, 4 TDs, 0 INTs) vs. Ten. (12/5/99)...Wright led the Ravens on scoring drives of 71, 65, 52 and 71 yards and threw TD passes of 13, 50, 25 and 9 yards to WR Marcus Robinson...Wright also rushed 5 times for 27 yards against the Seahawks...Earned *AFC Offensive Player of the Week* honors for performance against Seattle...Was listed as 3rd QB in **games 1-9**.

2002: (with Baltimore) Inactive as 3rd QB for most of the season, but was on the active list as the 2nd QB for 4 games...Listed as 3rd QB and DNP weeks 12-16...Was on the active roster as 2nd QB, but DNP in **game 11 vs. Ten. (11/24)**...Signed to active roster from the practice squad on 10/15.

2001: (with Dallas) Played in 4 games, starting 3, and went 48-of-98 for 529 yards, 5 TDs and 5 INTs...**2001 SEASON HIGHLIGHTS:** After earning the backup spot behind Quincy Carter in training camp, Wright spent little time on the sidelines...Re-aggravated an ACL injury in his right knee that he originally sustained in college, which sidelined him for **game 6 against Ari. (10/28)**, underwent surgery 10/30 to repair the ACL...Placed on IR on 11/2...Came away with his 1st win as a starter after engineering 2 fourth-quarter FG drives, including an 8-play, 59-yard drive in the final 2:39 to set up Tim Seder's game-winning 26-yard kick with no time remaining...Wright was 15 of 28 for 177 yards and 1 INT on the night...He also ran 8 times for 32 yards, the 3rd most carries ever by a Dallas QB in **game 5 vs. Was. (10/15)**...Saw action for an injured Carter in **game 4 at Oak. (10/7)**...Wright threw a 40-yard scoring strike to WR Joey Galloway on his 1st pass of the game...He finished the day 14-of-22 for 126 yards and 2 TDs...Became the team's starter in **game 2 vs. SD (9/23)**. In just his 3rd career start, Wright completed 12-of-25 passes for 193 yards and 3 TDs, including an 80-yard scoring toss to Raghieb Ismail for his 1st-career TD pass.

2000: (with Dallas) Saw action in 4 games, starting 2...Was 22 of 53 for 237 yards, 0 TDs and 3 INTs...Joined the Cowboys' practice squad on 8/30 after being released by Pittsburgh...**2000 SEASON HIGHLIGHTS:** Wright was moved up to the active roster 11/21...The final game of the season had Wright making his 1st road start in **game 16 at Ten. (12/25)** in front of a Monday Night Football audience on Christmas...Wright completed 5 of 20 passes for 35 yards and threw 2 INTs...In his 1st professional start in **game 15 vs. NYG (12/17)**...After a concussion forced Aikman out in **game 14 vs. Was. (12/10)**, Wright took over late in the first quarter and led the Cowboys to a 32-13 victory...He completed 3 of 5 passes for 73 yards, including a 46-yard toss to James McKnight over Deion Sanders on his 1st attempt of the game...Wright directed the Cowboys to 3 TDs and 3 FGAs in his 11 possessions against the Redskins (2 other drives ended in kneel downs to end the half and game)...Helped lead Dallas to its 7th straight victory over its chief NFC East rival...Saw his 1st action of NFL regular season action in **game 13 at TB (12/3)**.

1999: (with Pittsburgh) Promoted to 2nd QB spot for the season finale vs. Ten. (1/2/00) but did not see any playing time...Inactive for the 1st 11 games of the season before being declared Pittsburgh's 3rd QB in **game 12 at Jax. (12/2)**...After signing with Pittsburgh as a rookie free agent, Wright completed 8 of 19 passes for 70 yards while rushing for 34 yards on 4 carries in the preseason...Impressed Steelers coaches enough to earn a spot on the active roster as the 4th QB.

COLLEGE, PERSONAL: Wright posted a 116.3 QB rating as a senior on 145-of-273 passing for 1,899 yards, 10 TDs and 10 INTs despite overcoming major knee surgery during his junior campaign...He led the Gamecocks in total offense (1,955 total yards) during his final season...Completed 139-of-252 passes for 18 TDs and 5 INTs as a junior before tearing the ACL in his right knee against Tennessee and missing the final 2 games of the season...He ranked 7th in the SEC in total offensive ypg (193.4) as a junior...A 1st-year starter as a sophomore...Wright completed 131-of-244 passes for 1,850 yards, 8 TDs and 6 INTs...Threw for 2 TDs and an INT on 17-of-27 passing as a red-shirt freshman in 1995...Named All-America by *SuperPrep* magazine as a senior at West Craven (Vanceboro, NC) HS...The Gatorade Player-of-the-Year was rated as the 7th-best QB prospect in the nation by *SuperPrep* following his senior campaign...During his prep career, he passed for 4,890 yards, 44 TDs and 15 INTs...Wright is the cousin of former NFL DB Jesse Campbell...In 2001, Wright joined Dallas Cowboys Peppi Zellner and Troy Hambrick in the NFL HS Tuesday Program, a day when players from all NFL teams visited a local HS...The group spoke to the R.L. Turner HS football team in Carrollton, TX about the importance of setting goals, focusing on education and planning for the future...Anthony and his wife, Nicole, have 2 daughters, Antiona (8) and Trinity, born 11/24/03...Full Name: Anthony Lavon Wright.

"Anthony has been outstanding. If I hadn't known that he was down for all of last season, I would never have guessed it. It doesn't look like he's missed a beat...I think he is a very gifted player."

*-Rick Neuheisel,
Ravens' QB coach*

ANTHONY WRIGHT 2

2003

Game-by-Game

Ravens

PASSING

Date/Opp.	Att.	Comp.	Pct.	Yards	Att.	TD	Int.	Pct.	LG	Sack/ Yards	Rating	RUSHING				
												Att.	Yards	Avg.	LG	TD
9/7 @ Pit.											INACTIVE					
9/14 vs. Cle.											INACTIVE					
9/21 @ SD											INACTIVE					
9/28 vs. KC											INACTIVE					
10/12 @ Ari.											INACTIVE					
10/19 @ Cin.											INACTIVE					
10/26 vs. Den.											INACTIVE					
11/2 vs. Jax.											INACTIVE					
11/9 @ STL											INACTIVE					
11/16 @ Mia.	25	14	56.0	112	4.4	0	2	8.0	18	3/10	34.1	4	4	1.0	7	0
11/23 vs. Sea.	37	20	54.1	319	8.6	4	0	0.0	50	6/37	119.1	5	27	5.4	13	0
11/30 vs. SF	25	14	56.0	177	7.1	2	1	4.0	38	1/12	88.3	3	26	8.7	17	0
12/7 vs. Cin.	19	8	42.1	145	7.6	1	2	10.5	64	2/15	46.9	7	3	0.4	4	0
12/14 @ Oak.	27	12	44.4	193	7.2	1	1	3.7	41	3/23	65.8	3	(2)	(0.7)	5	0
12/21 @ Cle.	18	10	55.6	90	5.0	1	1	5.6	23	3/17	64.6	3	16	5.3	11	0
12/28 vs. Pit.	27	16	59.3	163	6.0	0	1	3.7	29	2/12	61.2	3	(1)	(0.3)	1	0
Totals	178	94	52.8	1199	6.7	9	8	4.5	64	20/126	72.3	28	73	2.6	17	0

Playoffs

1/3/04 vs. Ten.	37	20	54.1	214	5.8	1	2	5.4	35	2/13	57.7	2	19	9.5	11	0
Totals	37	20	54.1	214	5.8	1	2	5.4	35	2/13	57.7	2	19	9.5	11	0

2001

Game-by-Game

Cowboys

PASSING

Date/Opp.	Att.	Comp.	Pct.	Yards	Att.	TD	Int.	Pct.	LG	Sack/ Yards	Rating	RUSHING				
												Att.	Yards	Avg.	LG	TD
9/9 vs. TB											DID NOT PLAY					
9/23 vs. SD	25	12	48	193	7.7	3	3	12.0	80	1/5	74.2	4	5	1.3	8	0
9/30 @ Phi.	23	7	30.4	33	1.4	0	1	4.3	10	2/16	21.8	1	2	2.0	2	0
10/7 @ Oak	22	14	63.6	126	5.7	2	0	0.0	40	1/7	109.3	4	18	4.5	8	0
10/15 vs. Was.	28	15	53.6	177	6.3	0	1	6.7	25	1/2	58.2	8	32	4.0	12	0
10/28 vs. Ari.											INACTIVE					
11/4 @ NYG											INJURED RESERVE - KNEE					
11/11 vs. Atl.											INJURED RESERVE - KNEE					
11/18 vs. Phi.											INJURED RESERVE - KNEE					
11/22 vs. Den.											INJURED RESERVE - KNEE					
12/2 @ Was.											INJURED RESERVE - KNEE					
12/9 vs. NYG											INJURED RESERVE - KNEE					
12/16 @ Sea.											INJURED RESERVE - KNEE					
12/23 @ Ari.											INJURED RESERVE - KNEE					
12/30 vs. SF											INJURED RESERVE - KNEE					
1/6/02 @ Det.											INJURED RESERVE - KNEE					
Totals	98	48	42	529	5.1	5	5	5.1	80	17-122	61.1	17	57	3.4	12	0

2000

Game-by-Game

Cowboys

PASSING

Date/Opp.	Att.	Comp.	Pct.	Yards	Att.	TD	Int.	Pct.	LG	Sack/ Yards	Rating	RUSHING				
												Att.	Yards	Avg.	LG	TD
9/3 vs. Phi.											PRACTICE SQUAD					
9/10 @ Ari.											PRACTICE SQUAD					
9/18 @ Was.											PRACTICE SQUAD					
9/24 vs. SF											PRACTICE SQUAD					
10/1 @ Car.											PRACTICE SQUAD					
10/15 @ NYG											PRACTICE SQUAD					
10/22 vs. Ari.											PRACTICE SQUAD					
10/29 vs. Jax.											PRACTICE SQUAD					
11/5 @ Phi.											PRACTICE SQUAD					
11/12 vs. Cin.											PRACTICE SQUAD					
11/19 @ Bal.											PRACTICE SQUAD					
11/23 vs. Min.											INACTIVE					
12/3 @ TB	3	1	33.0	10	3.3	0	0	0.0	10	0/0	43.8	0	0	0.0	0	0
12/10 vs. Was.	5	3	60.0	73	14.6	0	0	0.0	46	3/17	104.2	5	1	0.2	5	0
12/17 vs. NYG	25	13	52.0	119	4.8	0	1	4.0	30	5/49	48.6	4	26	6.5	19	0
12/25 @ Ten.	20	5	25.0	35	1.8	0	2	10.0	21	4/26	0.0	3	9	3.0	6	0
Totals	53	22	52.8	237	24	0	3	5.7	64	20/126	31.7	12	36	3.0	19	0

ANTHONY WRIGHT

ANTHONY WRIGHT 2

REGULAR SEASON

PASSING

Year	Att.	Comp.	Pct.	Yds.	Avg./Att.	TD	Ints	INT Pct.	LG	Sacks/ Yards	QB Rating
<i>Dallas</i>											
2000	53	22	41.5	237	4.47	0	3	0.0	46	12/92	31.7
2001	98	48	49.0	529	5.39	5	5	1.0	80t	5/30	61.1
Totals	151	70	46.4	766	5.07	5	8	1.6	80t	17/122	50.8
<i>Baltimore</i>											
2002	0	0	0.0	0	0.0	0	0	0.0	0	0/0	0.0
2003	178	94	52.8	1,199	6.74	9	8	1.1	64	19/125	72.3
2004	0	0	0.0	0	0.0	0	0	0.0	0	0/0	0.0
Totals	178	94	52.8	1,199	6.74	9	8	1.1	64	19/125	72.3
Career	329	164	49.8	1,965	5.97	14	16	0.8	80t	36/247	62.4

RUSHING

Year	No.	Yds.	Avg.	LG	TD
<i>Dallas</i>					
2000	12	36	3.0	19	0
2001	17	57	3.4	12	0
Totals	29	93	3.2	19	0
<i>Baltimore</i>					
2003	28	73	2.6	17	0
Totals	28	73	2.6	17	0
Career	57	166	2.9	19	0

CAREER SINGLE-GAME HIGHS (regular season)

Most Attempts:

37 (11/23/03 vs. Sea.)

Most Completions:

20 (11/23/03 vs. Sea.)

Most Yards Passing:

319 (11/23/03 vs. Sea.)

Most Touchdowns:

4 (11/23/03 vs. Sea.)

Longest Gain:


80t (9/23/01 vs. SD)

POSTSEASON

PASSING

Year	Att.	Comp.	Pct.	Yds.	Avg./Att.	TD	INTs	INT Pct.	LG	Sacks/ Yards	QB Rating
<i>Baltimore</i>											
2003	37	20	54.1	214	5.78	1	2	2.7	35t	2/13	57.7
Totals	37	20	54.1	214	5.78	1	2	2.7	35t	2/13	57.7

ANTHONY WRIGHT



DAVE ZASTUDIL
PUNTER

YEARS IN NFL: 4
HT: 6'3" WT: 215
COLLEGE: Ohio University
HS: Bay Village (OH)
BORN: 10/26/78, Bay Village, OH
JOINED RAVENS: Draft 4a (112th), 2002

15

GAMES PLAYED/STARTED: (2002, 16/0); (2003, 16/0); (2004, 13/0) **Total 45/0**

Playoffs (2003, 1/0) **Total 1/0**

TRANSACTIONS: Dave Zastudil re-signed with the Baltimore Ravens on 3/18/05...Originally selected in the 4th round of 2002, the 1st of 2 picks Baltimore acquired in a 2002 trade with the Denver Broncos for their 4th (112th overall) and 5th (155th overall) choices...The Ravens gave up their 3rd round (96th overall) selection...In the 5th round (155th), Ravens took TE Terry Jones (Alabama).

PRO: Zastudil possesses a potent combination of leg power and accuracy...Played in 13 games in 2004 (missing 3 with a shoulder injury), booting 73 punts for 2,948 yards for a 40.4-yard average...Despite missing 3 games, Zastudil still ranked 3rd in the AFC with 26 punts downed inside-the-20 and had a long of 61...Saw action in all 16 regular season games and 1 postseason game in 2003...*Tied a franchise record with a 67-yard punt* vs. KC (9/28)...Punted 89 times for 3,649 yards for a 41.0 average, with 21 inside-the-20...Set a *postseason franchise record with a 48.8 yard average* on 8 punts (also a single-game franchise record) in the Wild Card game vs. Ten. (1/3/04)...Punted 81 times for 3,368 yards in 16 games as a rookie in 2002...*Ranked 2nd in the NFL with 31 punts inside the 20* in 2002...Finished 7th in the AFC with a 41.6 average yards per punt...*Named to the Pro Football Weekly All-Rookie team in 2002.*

2004: Saw action in 13 games in 2004, missing 3 with a shoulder injury suffered in the NYJ game (11/14)...Zastudil booted 73 punts for 2,948 yards for a 40.4-yard average...Despite missing 3 games, Zastudil still ranked 3rd in the AFC with 26 punts downed inside-the-20 and had a long of 61...Averaged a season-high 43.9 yards per punt and recorded a season-long 61-yarder as he punted 7 times for 307 yards, placing 1 inside the 20 at Phi. (10/31)...**2004 SEASON HIGHLIGHTS:** Punted 6 times for 232 yards (38.7 avg.), placing 2 inside-the-20, in the 30-23 victory in the **season finale vs. Mia. (1/2/05)**...Inactive (shoulder) in **games 10-12**...Punted twice for 95 yards (47.5 avg.) with a long of 59, placing 1 inside-the-20 before leaving the game with a separated shoulder in the 20-17 OT victory in **game 9 at NYJ (11/14)**...Averaged 46.6 yards per punt (5 punts for 233 yards), with a long of 55, placing 2 inside-the-20 in **game 8 vs. Cle. (11/7)**...One of his punts was downed on the 1-yard line, where the Ravens' defense held the Browns to a 3-and-out, leading to a TD 3 plays later...Punted 7 times for 307 yards (43.9 avg.), placing 1 inside-the-20, with a **season long of 61 in game 7 at Phi. (10/31)**...Also had 2 punts downed inside the 20 against the Bills...Punted 6 times for 243 yards (40.5 avg.), placing 2 inside-the-20 in **game 5 at Was. (10/10)**...Punted 7 times for 294 yards (42.0 avg.), with a long of 53 and placed 3 inside the 20 in 30-13 win in **game 2 vs. Pit. (9/19)**.

2003: Saw action in all 16 regular season games and 1 postseason game in 2003...*Tied a franchise record with a 67-yard punt* vs. KC (9/28)...Punted 89 times for 3,649 yards for a 41.0 average, with 21 inside the 20...**2003 SEASON HIGHLIGHTS:** Set a *postseason franchise record with a 48.8 - yard average* on 8 punts (also a single-game franchise record) in the Wild Card game vs. Ten. (1/3/04)...Punted 7 times for 275 yards (39.3 avg.) and posted a tackle, despite missing some of the second and third quarters with a broken nose and mild concussion in the **season finale vs. Pit. (12/28)**...Placed 2 inside-the-20-yard line against the Steelers...Punted 7 times for 326 yards (46.6 avg.) and placed 1 inside-the-20 in **game 10 at Mia. (11/16)**...Punted 5 times for 204 yards (40.8 avg.) and *tied a franchise record with a 67-yarder*, including 2 inside-the-20 in **game 4 vs. KC (9/28)**.

OFF THE FIELD

Zastudil, MedStar Health, and the Ravens' Radio Network presented the American Cancer Society with a check for \$17,000 at the end of the 2004 season through the "Kick for a Cure" campaign. For every punt downed inside the 20-yard line during the season, Ravens' partners, MedStar Health, donated \$500.

DAVE ZASTUDIL 15

2002: Tied for 2nd in the NFL with 31 punts inside-the-20 in 16 games as a rookie...Punted 81 times for 3,368 yards (41.6 avg.), with a long of 61...**2002 SEASON HIGHLIGHTS:** Booted 2 punts for 64 yards, including 1 inside-the-20 in season finale at Pit. (12/29)...Placed 3 kicks inside the 20...Booted 4 punts for 170 yards (42.5 avg.), with a LG of 51 in 23-19 win in game 14 at Hou. (12/15)...Had 1 free kick after a safety for 65 yards...Kicked 9 times for 411 yards (45.7-yard average) in game 10 at Mia. (11/17)...Placed a season-high 5 inside-the-20 and had a long of 60 against the Dolphins...Punted 6 times for 315 yards, including a career-high 61-yarder for a franchise-record 52.5 average in game 3 vs. Den. (9/30)...Placed 2 kicks inside-the-20 and had 1 ST tackle.

COLLEGE, PERSONAL: First-team All-America selection by *Football News* and FWAA, adding 2nd-team honors from the *Associated Press* as a senior...All-Mid American Conference 1st-team and MAC Special Teams Co-Player of the Year after becoming the 1st player to lead the league in punting 4 times...Finalist for the Ray Guy Award, given to the top punter in the nation...Helped the Bobcats lead the nation in net punting (42.6)...Had 50 punts for 2,280 yards (45.6 avg.), 16 kicks downed inside-the-20, 6 FCs, 7 TBs and a long of 74 yards...First-team All-MAC selection as a junior after averaging 44.3 yards on 47 punts...His punting average ranked 5th in the nation...Had 14 punts of 50 or more yards, with 19 inside-the-20 and 6 TBs...Helped the Bobcats to a 4th-place national ranking in net punting (39.7)...Opened season with 4 punts of 50 yards or longer (47.1 avg.) on 7 attempts against Iowa State...Had a season-long 69-yarder against Miami (OH)...MAC *Special Teams Player of the Year* and 1st-team All-MAC punter as a sophomore after leading the league and ranking 14th nationally with a 43.2-yard average...Punted 60 times for 2,595 yards...Had 16 punts of 50+ yards with 13 landing inside-the-20 and 9 TBs...Also shared kickoff duties...Against Buffalo, broke his own school record with a 56.5 average on 4 punts, tying for the 2nd-best punting game in MAC history...Selected 1st-team All-MAC (coaches, *Football News*) as a freshman...Also named to the *Football News* Freshman All-America team...Ranked 4th in the nation and 1st in the MAC in punting average (45.3)...Finished with 50 punts for 2,266 yards, with 12 for 50 yards or longer, including a school record 75-yarder against Akron...Threw a 35-yard pass to set up a 4-yard TD vs. Western Michigan...Played QB, P and K, and led his team to an 8-2 record and a conference championship at Bay Village (OH) HS...Team finished 5th in the Division III ranks as a senior, as he passed for 806 yards on 46 completions and accumulated 2,282 yards passing in his career...Averaged 40.7 yards per kick as a senior with a long of 67...Made 19 consecutive PATs and averaged 57 yards per KO...Made 6 FGs with a long of 42 yards...Twice selected All-State and All-Conference as a punter...Made the All-District squad as a K and All-Conference team as a QB...Helped the baseball team to the conference and district championships...Earned 4 letters in baseball, 3 in football and 1 in basketball...Won the Kiwanis Academic Achievement Scholastic Art Award...Graduated with a double major in finance and marketing...Hobbies include golf and movies...Interned at McDonald Investments (Cleveland) in its bond trading department in the 2003 off-season...Participated in Gatorade Junior Training Camps...Posed with this dog, Emma, for the 2005 Friends of the Baltimore Animal Shelter calendar...Spoke to students in a series of Ravens R.I.S.E. Assemblies at 3 different high schools...Visited Garrison Middle School for their career day in November and relayed the daily activities of a professional football player...Hosted youth at a private screening of *Fat Albert* in December 2004...Zastudil, MedStar Health and the Ravens Radio Network presented the American Cancer Society with a check for \$17,000 at the end of the season through the "Kick for a Cure" campaign...For every punt downed inside-the-20-yard line during the season, MedStar Health donated \$500...Married the former Jen Willis on 4/9/05...Name is pronounced: ZAST-tuh-dill...Full name: David Michael Zastudil.



DAVE ZASTUDIL 15

2004

Game-by-Game

Ravens

PUNTING

Date/Opp.	No.	Yards	Avg.	TB	In 20	LG	BK	50+
9/12 @ Cle.	7	271	38.7	1	2	52	0	1
9/19 vs. Pit.	7	294	42.0	1	3	53	0	1
9/26 @ Cin.	6	231	38.5	1	3	46	0	0
10/4 vs. KC	5	212	42.4	2	1	52	0	1
10/10 @ Was.	6	243	40.5	0	2	47	0	0
10/24 vs. Buf.	6	227	37.8	0	2	47	0	0
10/31 @ Phi.	7	307	43.9	2	1	61	0	1
11/7 vs. Cle.	5	233	46.6	1	2	55	0	2
11/14 @ NYJ	2	95	47.5	0	1	14	0	0
11/21 vs. Dal.								
11/28 @ NE								
12/5 vs. Cin.								
12/12 vs. NYG	8	293	36.6	2	2	50	0	1
12/19 @ Ind.	5	195	39.0	0	4	53	0	1
12/26 @ Pit.	3	115	38.3	1	1	42	0	0
1/2/05 vs. Mia.	6	232	38.7	1	2	46	0	0
Totals	73	2948	40.4	12	26	61	0	8

2002

Game-by-Game

Ravens

PUNTING

Date/Opp.	No.	Yards	Avg.	TB	In 20	LG	BK	50+
9/8 @ Car.	6	218	36.3	0	2	47	0	0
9/15 vs. TB	7	285	40.7	0	4	53	0	1
9/30 vs. Den.	6	315	52.5	0	2	61	0	2
10/6 @ Cle.	5	197	39.4	1	1	56	0	1
10/13 @ Ind.	6	236	39.3	1	3	46	0	0
10/20 vs. Jax.	6	214	35.7	0	3	48	0	0
10/27 vs. Pit.	3	152	50.7	1	0	56	0	1
11/3 @ Atl.	5	206	41.2	0	1	52	0	1
11/10 vs. Cin.	4	168	42.0	0	1	49	0	0
11/17 @ Mia.	9	411	45.7	1	5	60	0	1
11/24 vs. Ten.	7	304	43.4	0	4	52	0	1
12/1 @ Cin.	4	140	35.0	0	0	37	0	0
12/8 vs. NO	2	100	50.0	0	0	50	2	2
12/15 @ Hou.	4	170	42.5	0	1	51	0	1
12/22 vs. Cle.	5	188	37.6	1	3	52	0	1
12/29 @ Pit.	2	64	32.0	0	1	36	0	0
Totals	81	3,368	41.5	5	31	61	2	12

2003

Game-by-Game

Ravens

PUNTING

Date/Opp.	No.	Yards	Avg.	TB	In 20	LG	BK	50+
9/7 @ Pit.	6	226	37.7	0	2	55	0	2
9/14 vs. Cle.	4	162	40.5	0	0	51	0	1
9/21 @ SD	6	252	42.0	1	1	48	0	0
9/28 vs. KC	5	204	40.8	0	2	67	0	1
10/12 @ Ari.	3	132	44.0	0	2	49	0	0
10/19 @ Cin.	5	199	39.8	0	2	54	0	1
10/26 vs. Den.	5	206	41.2	0	1	55	0	1
11/2 vs. Jax.	5	234	46.8	1	2	57	0	2
11/9 @ STL	6	244	40.7	0	1	54	0	3
11/16 @ Mia.	7	326	46.6	2	1	56	0	2
11/23 vs. Sea.	8	337	42.2	1	1	53	0	1
11/30 vs. SF	5	215	43.0	1	2	49	0	0
12/7 vs. Cin.	5	163	32.6	0	1	39	0	0
12/14 @ Oak.	6	240	40.0	1	1	56	0	1
12/21 @ Cle.	6	234	39.0	1	0	45	0	0
12/28 vs. Pit.	7	275	39.3	0	2	45	0	0
Totals	89	3,649	41.0	8	21	67	0	15

Playoffs

1/3/04 vs. Ten.	8	390	48.6	0	0	56	0	1
Totals	8	390	48.6	0	0	56	0	1



REGULAR SEASON

PUNTING

Year	No.	Yds.	Avg.	TB	In 20	LG	BK	50+
2002	81	3,368	41.6	5	31	61	2	12
2003	89	3,649	41.0	8	21	*67	0	15
2004	73	2,948	40.4	12	26	61	0	8
Totals	243	9,965	41.0	25	78	*67	2	35

*- Franchise record

CAREER SINGLE-GAME HIGHS (regular season)

Number:

9 (11/17/02 at Mia.)

Average (Min. 4):

52.5 (9/30/02 vs. Den.)

Long:

67 (9/28/03 vs. KC)

Yards:

411 (11/17/02 at Mia.)

Inside 20:

5 (11/17/02 at Mia.)

POSTSEASON

PUNTING

Year	No.	Yds.	Avg.	TB	In 20	LG	BK	50+
2003	*8	390	*48.8	0	0	56	0	5
Totals	8	390	48.8	0	0	56	0	5

*- Franchise postseason record

DAVE ZASTUDIL



MARK CLAYTON
WIDE RECEIVER
YEARS IN NFL: R
HT: 5'10" WT: 195
COLLEGE: Oklahoma
HS: Sam Houston (Arlington, TX)
BORN: 7/2/82, Oklahoma City (OK)
JOINED RAVENS: Draft 1 (22nd), 2005

89

PRO: Mark was the 22nd selection (1st round) of the 2005 NFL Draft...“When we met as a football staff in January, Jim Fassel said what we lacked on offense was suddenness and explosion,” said Ravens General Manager Ozzie Newsome. “We got that twice this offseason: 1st with the signing of Derrick Mason, and now the drafting of Mark Clayton. Mark is sudden, quick and makes the hard catch. He also likes to block. That’s a good mindset to succeed in the NFL.”...Clayton is the 4th Raven to be drafted from Oklahoma (DT Martin Chase - 5th round and T Sammy Williams - 6th round in 1998, and TE Trent Smith - 7th round in 2003)...Clayton also returns kicks.

COLLEGE: Two-time 1st-team All-America choice and 2-time Consensus 1st-Team All-Big 12...Holds Oklahoma’s career records for receptions (221), receiving yards (3,241) TD catches (31) and 100-yard receiving games (15)...Clayton played in 52 career games for the Sooners, starting 36 and averaged a TD every 7 receptions...His 31-career TDs smashed the previous record of 16 held by Ravens’ teammate TE Trent Smith...Clayton finished his Sooners career with 6 KORs for 120 yards (20.0 avg.), 7 punt returns for 101 yards (14.4 avg.) and 1 TD...Carried the ball 14 times for 82 yards (5.9 avg.).

2004: First-team All-America selection by the *NFL Draft Report* and the American Football Coaches Association, while earning consensus 1st-team All-Big Twelve honors as a senior...Led the team with 66 receptions (2nd in school history only to his 83 in 2003) for 876 yards (13.3 avg.) and 8 TDs...The 876 receiving yards ranked 3rd in team history...Also had 7 punt returns for 101 yards (14.4 avg.) and 1 TD...Thirty of his 66 receptions were good for 1st downs...Pulled in 5 receptions for 122 yards (24.4 avg.) and a 3-yard PR against Houston...Grabbed 6 passes for 102 yards and returned 3 punts for 34 yards against Texas A&M...Had 8 receptions for 106 yards, 2 TDs and carried the ball twice for 9 yards in the Big Twelve Championship against Colorado.

2003: First-team All-America by *The Sporting News*, *CBS Sportsline.com* and *Rivals.com*, while earning 2nd-team All-America honors by the Walter Camp Foundation...Was also a consensus 1st-Team All-Big Twelve selection as a junior...Was 1 of 3 finalists for the Biletnikoff Award as the nation’s top receiver...Posted the best season ever by an Oklahoma receiver when he set school records for career receiving yards (2,333), season receiving yards (1,425), receiving yards in a game (190), most receptions in a season (83), most TD receptions in a career (23) and a season (15), as well as career 100-yard receiving games (11) in a season...His 83 receptions broke Ravens teammate TE Trent Smith’s record of 66 set in 2001...Had a TD grab in 8 straight games...Had 8 100-yard receiving games, including 4 of the last 5 games of the season...Hauled in 10 receptions of 40 or more yards, the most ever by an OU player (Tinker Owens had 7 in 1973)...Ranked 4th in the nation with 107.2 receiving yards per game...Recorded 533 yards after the catch...Also had 9 rushes for 62 yards...Set a school record with 190 receiving yards and 1 TD on 8 receptions against Texas...Hauled in 6 passes for 96 yards and a pair of TD receptions (15 and 59 yards) against Colorado...Totaled 8 receptions for 130 yards and a TD against Texas Tech.

2002: Saw action in 12 games, starting 1 as he tied for the team lead with 5 TD catches...Grabbed 26 receptions for 416 yards (16.0 avg.)...Gained 9 yards on a reverse and recorded 5 special teams tackles...Had at least 1 catch for 25 yards or more in 4 games...Pulled in 2 TDs each against

Mark was a nominee, along with teammate Lynn McGruder, for the Football Writers of America’s Most Courageous Award for his role in pulling victims out of a motor vehicle after a serious automobile accident. The accident occurred on I-35 South (Oklahoma) on June 1, 2003, and one of the people they assisted was an Oklahoma coed.

MARK CLAYTON 89

Alabama and Colorado...Finished with 4 receptions for 129 yards vs. Alabama...Hauled in a 54-yarder against UTEP and a 51-yarder vs. Alabama...Caught a 21-yard TD pass in the Big Twelve Championship game to give OU a 13-0 lead over Colorado.

2001: All-Big Twelve honorable mention by the AP and Big Twelve Conference coaches...Also named OU's Offensive Newcomer of the Year...Set Oklahoma freshman records with 45 receptions and 519 receiving yards...His 45 catches ranked No. 6 for a season at OU...Established a freshman single-game best with 8 receptions against Baylor...Went over 100 yards vs. Baylor (108) and Texas Tech (103)...Had 4 games with at least 6 catches...Had 6 receptions for 65 yards against Texas...Scored his 1st-career TD on an 8-yard grab against Air Force.

2000: Red-shirted as a true freshman.

HIGH SCHOOL, PERSONAL: Member of the *Dallas Morning News* Top 100, *Rivals.com* Texas 100 and *PrepStar* All-Midlands Region squad...Was the 2nd-leading receiver in District 7-5A as a senior after catching 55 passes for 831 yards and 13 TD...Averaged more than 15 yards per catch and 20 yards per carry...Earned All-District and All-Area honors as a senior...Was honorable mention all-state and 1st-Team All-District at WR...Was also a standout in track...Has a 38-inch vertical leap...Will co-host with Todd Heap and Kyle Boller the Gridiron Halloween Fundraiser for Goodwill Industries on 10/17/05...Majored in communications at Oklahoma...Full name: Mark Jermain Clayton.

RECEIVING

Year	GP/S	No.	Yards	Avg.	LG	TD
2001	13/8	46	524	11.5	48	3
2002	12/1	26	416	16.0	54	5
2003	14/14	83*	1,425*	17.2	59	15
2004	13/13	66	876	13.3	61	8
Totals	52/36	221*	3,241*	14.7	61	31*

*School Record

DID YOU KNOW?

2005 Ravens draft choices WR Mark Clayton (1st round - 22nd overall) and LB Dan Cody (2nd round - 53rd overall) were teammates at the University of Oklahoma and were on the Sooners' team that won the 2000 national championship (Clayton red-shirted that year). Clayton and Cody are 2 of 16 college teammates drafted by the same team in 2005. The 16 college teammates chosen is the 3rd-most since 1994. The only years with more are 2003 (18) and 2001 (17).

*1994 was the year the NFL switched from 12 to its current 7-round format.



WR Mark Clayton set Oklahoma records for career receptions (221) and yards (3,241).


<

LB Dan Cody posted 25 sacks in 4 years at Oklahoma, 2nd all-time in school history

>



Photos courtesy of Jerry Laizure and the University of Oklahoma



DAN CODY
LINEBACKER

YEARS IN NFL: R
HT: 6'5" WT: 255
COLLEGE: Oklahoma
HS: Ada (OK)
BORN: 12/1/81, Ada, OK
JOINED RAVENS: Draft 2a (53rd), 2005

53

PRO: Dan Cody was the 53rd selection (2nd round) of the 2005 NFL Draft...Cody was the 2nd Raven in the 2005 draft to come from Oklahoma (Mark Clayton)...Was the 1st of 2 selections in the 2nd round...T Adam Terry was the 2nd via a trade with New England...Cody was the 5th player tabbed from Oklahoma in Ravens history...Will play at both OLB and DE.

COLLEGE: Two-year starter as a Sooner...Played in 42 games and registered 117 total tackles (61 solo) with 25 sacks (-162 yards), 49 TFL (-209 yards), 42 QB pressures, 2 FRs, 2 FFs and 5 PD...His 25 sacks ranked 2nd in school history behind Cedric Jones (31.5, 1992-95)...His 41 TFL ranked 6th in Oklahoma annals.

2004: All-American 1st-team choice by the *Football Writers Association*, adding 3rd-team honors from *The NFL Draft Report*...Finalist for the Ted Hendricks Award, given to the nation's premier DE...Unanimous All-Big 12 Conference 1st-team pick...All-Big 12 (coaches) and All-Big 12 (AP)...Started 12 games...Recorded 42 tackles (25 solo) with 10 sacks (-66 yards), 17 TFL (-83 yards) and 12 QB pressures...His career-high-tying 10 sacks ranked 5th on the school's season-record list, topped only by Cedric Jones (11 in 1995, 14 in 1994), Aubrey Beavers (11.5 in 1992) and Martin Chase (14 in 1997)...Had 2 PD...Best game was against Kansas when he registered 6 tackles (3 solo) with 2 sacks (-11 yards) and 4 TFL (-13 yards)...Season-high 3-sack game at Kansas State...Credited with 7 tackles (5 solo), a 2-yard sack and 3 TFL against Texas A&M.

"To play on a Ravens' defense you have to bring intensity, the ability to run to the ball and then make the tackle. Dan can do all that, and he's relentless."

-Eric DeCosta, director of college scouting

2003: Consensus All-Big 12 Conference 1st-team selection...Second-team Academic All-Big 12 choice...Started and played in 13 games and had a stellar season...One of 6 finalists for the Ted Hendricks Award...Entered the season with 3 career sacks, but more than tripled that with a career-high (matched in 2004) 10 sacks (-65 yards)...Had 17 TFL (-93 yards) and 17 QB pressures...Added 43 tackles (24 solo) from his weakside DE position...Had 2 FF...Best game against Oklahoma State when he sacked QB Josh Fields 3 times (-23 yards), posted a total of 4 TFL, had 1 FF and recorded 5 solo tackles.

2002: Saw action as a key reserve at DE, appearing in 8 games...Finished with 16 tackles (8 solo), 3 sacks (-18 yards), 5 TFL (-20 yards) and 10 QB pressures...Recovered 1 fumble and had 2 PD...Suffered a concussion vs. Colorado that forced him to miss Texas A&M and Baylor clashes.

2001: Started the season opener vs. North Carolina, posting 5 tackles, 3 QB pressures and 1 PD...Was a medical red-shirt after 1st game.

2000: Played in 8 regular season games...One of 3 freshmen to see playing time with the Sooner defense...Recorded 11 tackles (3 solo) with 2 sacks (-13 yards) and 1 FR.

HIGH SCHOOL, PERSONAL: Attended Ada (OK) HS...First-team All-State TE by the state's coaches and *Tulsa World*...Member of the *Daily Oklahoman's* Red-Chip List...Played 8 positions, including QB, RB, FB, TE, WR, LB, DE and FS...All-State TE and District 5A-3 Defensive Player of the Year...Ranked 3rd in the Class 5A in receiving with 18 catches for 535 yards and 7 TDs and recorded 65 tackles with 5 PD, as he helped his team to an 11-1 record and an appearance in the state quarterfinals as a senior...Was a sociology major at Oklahoma...Full name: Daniel Price Cody.

DAN CODY 53

DEFENSIVE STATISTICS

Year	TT	Solo	AS	INTs	FR	FF	Sacks	PD
2000	11	3	8	0-0	1	0	2.0-13	0
2001*	5	1	4	0-0	0	0	0.0-0	1
2002	16	8	8	0-0	1	0	3.0-18	2
2003	43	24	19	0-0	0	2	10.0-65	0
2004	42	25	17	0-0	0	0	10.0-66	2
Totals	117	61	56	0-0	2	2	25.0-162	5

*Medical red-shirt after 1st game.



ADAM TERRY
TACKLE

YEARS IN NFL: R
HT: 6'8" WT: 330
COLLEGE: Syracuse
HS: Queensbury (NY)
BORN: 9/1/82, Glen Falls, NY
JOINED RAVENS: Draft 2b (64th), 2005

78

PRO: Adam Terry was selected with the 64th overall pick (2nd round) of the 2005 NFL draft...The pick was acquired on draft day from the New England Patriots for the Ravens' 3rd- (84th overall) and 6th-round (195th) picks in 2005, and Baltimore's 3rd in 2006...Terry is the 1st Syracuse player to be selected by the Ravens in the team's 10-year history.

COLLEGE: Started the final 35 games in his collegiate career at Syracuse...His punishing blocks and ability to create huge rush lanes allowed both of Syracuse's tailbacks, Damien Rhodes and Walter Reyes, to gain over 800 yards each in 2004, the 1st time since 1979 (Joe Morris - 1,372 yards and Bill Hurley - 813) that 2 runners accomplished that feat in the same season...Won the team's Ben Schwartzwalder Exemplary Football Player Award in 2004.

2004: First-team All-Big East Conference and Eastern College Athletic Conference Division I All-Star...Started all 12 games at LT...Won the team's Ben Schwartzwalder Exemplary Football Player Award...Part of the Orange O-line that blocked for the 1st Syracuse duo to each run for more than 800 yards (RBs Damien Rhodes, 870, and Walter Reyes, 803) since RBs Joe Morris (1,372) and Bill Hurley (813) in 1979...Had 45 knockdown blocks and allowed only 2 sacks while helping the offense average 349.0 yards per game...The Orange offense ran for at least 200 yards in 5 games, including 2 300-yard rushing efforts...Also played on the PAT/FG unit.

2003: Started all 12 games at LT, becoming 1 of 13 Orange players to start every game...All-Big East Conference 2nd-team selection...Received All-ECAC honors...Member of *Dopke.com*'s junior All-American team...Blocked for RB Walter Reyes, who rushed for 1,347 yards and a Syracuse single-season record 20 rushing TDs and QB R.J. Anderson, who set school single-season records for completions and pass attempts...Also contributed on the PAT/FG unit.

2002: Started all 11 games at LT...Also played on Syracuse's PAT/FG special teams unit...Part of an O-line that blocked for Walter Reyes, who gained 1,135 yards and scored a then school-record 17 rushing TDs...Left the West Virginia game during the second quarter with a concussion.

2001: Played in 4 games as a true freshman, seeing action vs. Pittsburgh, Temple, Miami and Kansas State in the *Insight.com* Bowl as a reserve T.

HIGH SCHOOL, PERSONAL: Attended Queensbury (NY) HS...Rated 1 of the top linemen in the East by *PrepStar* and *SuperPrep*...Excelled at both the offensive and DT positions...Earned All-East honors from *Prep Football Report* and was a 1st-team All-Conference and All-State selection as a junior...Selected for the Governor's Bowl All-State Classic New York squad...Earned a degree in history from Syracuse...Full Name: Adam Steven Terry.



JASON BROWN
OFFENSIVE LINEMAN
YEARS IN NFL: R
HT: 6'3" WT: 320
COLLEGE: North Carolina
HS: Northern Vance (Henderson, NC)
BORN: 5/5/83, Henderson, NC
JOINED RAVENS: Draft 4 (124th), 2005

60

PRO: Jason Brown was the 124th overall selection (4th round) of the 2005 NFL Draft...Brown is the 1st ever Raven drafted from the University of North Carolina and the 2nd of 2 OL picked by the team in the 2005 draft (T Adam Terry 2b - 64th overall).

COLLEGE: Three-year starter at C after switching from T just before his sophomore year...Started 36 consecutive games at C, earning 1st-team All-America honors from the *NFL Draft Report* as a senior...Also earned 1st-team All-ACC honors in 2004...Allowed only 3 sacks, including none in his final 2 seasons, while participating in 2,631 plays in 44 career games...Notched 266 "knockdown" blocks with the Tar Heels, including 142 as a senior...Has excellent quickness and is noted for his strength.

2004: Earned 1st-team All-America honors from the *NFL Draft Report* and earned 1st-team All-ACC honors as a senior...Started all 12 games and led all Division I-A C's with a North Carolina season-record 142 knockdown blocks...Did not allow a sack as a senior, while appearing in 701 plays...Helped the offense average 390.7 yards per game, and produced 17 TD-resulting blocks (42.5% of the Tar Heels' TDs)...Had 10 knockdown blocks, and helped pave the way for the Carolina offense to rack up 356 total yards against North Carolina State's No. 2 nationally-ranked defense.

2003: Started all 12 games at C, appearing in 818 plays (most of any Tar Heel offensive player), and did not allow a sack all season...Helped pave the way for Carolina's offense to average over 150 yards rushing per game, its highest average since 1995...Produced 128 knockdown blocks, including 12 TD-resulting blocks as a junior...Recorded a season-high 13 knockdown blocks, and helped protect UNC QBs, allowing the Tar Heels to gain 469 yards through the air vs. North Carolina State...Had 9 knockdown blocks and paved the way for 505 yards against Syracuse.

2002: Switched from T to C in the spring, and started 12 games at C...Played in 896 snaps, allowing just 2 sacks and had 9 TD-resulting blocks...Played in a season-high 87 snaps against Arizona.

2001: Saw action in 8 games, including 3 starts as a freshman...Played in 216 snaps, an average of 27 per game, including a season-high 43 against Virginia...Helped pave the way for Carolina to have back-to-back 200-yard rushing games against Virginia and Clemson...His 1st action of the season came in game 4 against Florida State.

HIGH SCHOOL, PERSONAL: Two-time North Conference 2-A Lineman of the Year at Northern Vance (Henderson, NC) HS...Two-year starter at T and DT...Averaged 4 "pancake" blocks a game...Helped his team to rush for more than 3,000 yards in his junior and senior seasons...Also recorded 73 tackles on defense...Voted as offensive captain of the North Carolina Shrine Bowl team...A 2-time discus state champion...Full name: JW Jason Brown.

"We wanted to get some infusion of young guys on the offensive line, and Jason fits into that. He can pass-block and run-block and is a very intelligent player. Two of our former Ravens associates both called after that pick, and they thought it was a good one."

*-Ozzie Newsome,
Ravens GM*



JUSTIN GREEN
FULLBACK
YEARS IN NFL: R
HT: 5'11" WT: 251
COLLEGE: Montana
HS: Univeristy of San Diego (CA)
BORN: 4/30/82, San Diego, CA
JOINED RAVENS: Draft 5 (158th), 2005

33

PRO: Justin Green was selected with the 158th overall pick (5th round) of the 2005 NFL Draft... "Justin Green is a tough guy, who can run with the football," said Eric DeCosta, director of college scouting. "He's versatile. He's not just a bull in a China shop guy that will run into you. He can run, he can catch. He does a lot of different things for you."...First player selected out of Montana by the Ravens...One of 5 offensive players tabbed by the Ravens in the 2005 draft...First RB selected since 2003 when the Ravens picked both Musa Smith (3rd, 77th) and FB Ovie Mughelli (4b, 134th).

COLLEGE: A quick, multi-purpose back for the Grizzlies...Played in 27 games at Montana, starting 20...Rushed 412 times for 1,784 yards (4.3 avg) and 22 TDs...Caught 15 passes for 93 yards (6.2 avg)...Attended San Diego Mesa College before transferring to Montana.

2004: (at Montana) Honorable mention All-Big Sky Conference selection ...Gained 638 yards and rushed for 8 TDs on 160 carries (4.0 avg)...Played in 14 games and started 11 (missed the Northwestern State 1st-round playoff game with an injury)...Had 9 receptions for 68 yards...Selected Montana's Golden Helmet Award winner, given annually to the team's "hardest hitter," and is only the 4th offensive player to receive the award (since its inception in 1967)...Best game was against Sacramento State when he scored 3 times on 16 carries for 66 yards and caught 3 passes for 36 yards.

2003: (at Montana) Voted the Big Sky Conference "Newcomer of the Year" by the league coaches...Played in 13 games...Finished 3rd in the conference in rushing, averaging 88.2 yards per game...His 1,146 rushing yards on 252 carries rank him 4th in Grizzly single-season history...His 14 total TDs led the Big Sky and are the 4th (tied) most in Montana single-season history...His 84 points ranked 5th (tied) in the Big Sky and are the 8th (tied) most in single-season history at UM...Career High: 32 carries for 175 yards and 4 TDs vs. Eastern Washington and chosen Big Sky Player of the Week...Received Montana's Terry Dillon Award, given annually to the team's "outstanding back"...Second-team All-Big Sky Conference selection.

2002: (at San Diego Mesa College) Was team captain, voted "Best Back," and co-MVP...Second-ranked rusher in league with 874 yards and 7 TDs...Named a JC Gridwire honorable mention All-American.

2001: (at San Diego State) Red-shirted as a freshman.


HIGH SCHOOL, PERSONAL: A standout RB at the University of San Diego (CA) HS where he rushed for 5,397 career yards, which is the most in San Diego County history...Rushed for 57-career TDs...First team all-C.I.F. as a junior and senior...As a junior, he rushed for 2,385 yards, the 5th-most ever in California prep history...As a senior, Justin rushed for 1,801 yards and 20 TDs and was a *USA Today* honorable mention All-American...Team captain in football...As a senior, he was selected MVP of the C.I.F. title game when he rushed for 252 yards and 3 scores...Chosen league MVP as a junior and senior, and "Outstanding Back" both those seasons as well...Earned 3 letters in football and 2 in basketball...His junior hoops team won the state championship, and 1 of the key players was current NBA player Luke Walton...Sociology major...Resides in San Ysidro, CA...Full name: Justin Tyazz Green.

REGULAR SEASON

RUSHING

RECEIVING

Year	No.	Yards	Avg.	LG	TD	No.	Yards	Avg.	LG	TD
2001	Red-shirted at San Diego									
2002	San Diego Mesa College									
2003	252	1,146	4.5	37	14	6	25	4.2	7	0
2004	160	638	4.0	26	8	9	68	7.6	20	0
Totals	412	1,784	4.3	37	22	15	93	6.2	20	0



DEREK ANDERSON
QUARTERBACK
YEARS IN NFL: R
HT: 6'6" WT: 245
COLLEGE: Oregon State
HS: Scappoose (OR)
BORN: 6/15/83, Portland, OR
JOINED RAVENS: Draft 6 (213th), 2005

14

PRO: Derek Anderson was selected by the Ravens with the 213th overall pick (6th round) of the 2005 NFL Draft...The pick was the only '05 compensatory pick awarded to the Ravens...Anderson is the 2nd player picked from Oregon State by Baltimore in the last 2 years (DT Dwan Edwards, 2nd, 51st overall, 2004).

COLLEGE: A 3-year starter, Anderson was the 1st QB to lead the team to 3 bowl games during the school's 112-year history...Possesses 20 of the top 50 passing marks (281 yards or more) in OSU annals...Only the 2nd player in Pac-10 Conference history to throw for over 4,000 yards in a season (Washington's Cody Pickett, 4,458 in '02)...Only Andrew Walter of Arizona State (85, 2001-04) threw for more TDs in Pac-10 annals than Derek's 79...In 2004, he extended his consecutive starts string to 38, completing 279-of-515 passes (54.2%) for 3,615 yards, 29 TDs and 17 INTs...One of only 6 Pac-10 QBs to pass in excess of 10,000 yards – joining Carson Palmer (USC), Steve Stenstrom (Stanford), Cade McKnown (UCLA), Cody Pickett (Washington) and Walter...For his career, Anderson completed 768-of-1,515 passes (50.7%) for 11,249 yards, 79 TDs and 57 INTs, breaking the old school career records of 9,680 yards and 55 scores by Jonathan Smith (1998-2001)...His 10,716 yards in total offense broke Smith's previous school record of 9,680...In 2003, he surpassed his school record and had the 2nd-best season in Pac-10 history when he threw for 4,058 yards (record held by Washington's Pickett, who threw for 4,458 yards in 2002)...Connected on 261 of 510 passes (51.2%) with 24 TDs as a junior...Moved into the starting lineup in 2002, setting school season records with 3,313 yards and 25 TDs passing, topping the previous marks of 3,053 yards by Jonathan Smith in 1999 and 20 scoring strikes by Smith in 2000...He completed 47% of his passes (211 of 449) with 13 INTs that season...Played in 5 games as a true freshman in 2001, hitting on 17-of-41 passes (41.5%) for 263 yards, a TD and 3 INTs.

2004: Was a 2nd-team All-Pac 10 selection...Led the Pac-10 in passing with an average of 301.2 yards per game...Ranked 1st in the Pac-10 and 9th in the nation in total offense with 288.6 yards per game...Passed for 19 TDs and 6 INTs in Oregon State's 7 wins...Completed 279-of-515 passes (54.2%) for 3,615 yards, a career-high 29 TDs and 17 INTs...His 3,615 yards (2nd) gave him the top 3 passing seasons in school history...His 3,463 yards in total offense is topped only by his 2003 total of 3,993 on the OSU record list...Derek's 29 scoring tosses broke his old school record of 25 in 2002...Scored twice on 75 carries...Was sacked a career-high 35 times for a loss of 260 yards...Passed for 4 TDs in 3 games in 2004...Against Boise State, Derek passed for a season-high 411 yards on 22 of 42 tosses with 4 TDs, but also had 4 INTs and was sacked twice...Another 4-TD game came against in-state rival Oregon, when he passed for 351 yards on 24-of-41 attempts and only threw 1 INT...Derek also scored a rushing TD in the Beavers' 50-21 victory...He finished his senior season with the Insight Bowl 38-21 victory over Notre Dame, earning game MVP honors when he connected on 28-of-45 passes for 358 yards and 4 TDs.

2003: Was an All-Pac 10 honorable mention...Set a school season record with 4,058 yards passing, topping his own 2002 mark of 3,313 yards...Only Washington's Cody Pickett (4,458 yards in 2002) threw for more yards in a season in conference history...His passing yards total ranked 6th in the nation, trailing only B.J. Symons (5,833) of Texas Tech, Philip Rivers (4,491) of North Carolina State, Ben Roethlisberger (4,486) of Miami (Ohio), Ryan Dinwiddie (4,356) of Boise State, and Timmy Chang (4,199) of Hawaii...Completed 261-of-510 passes (51.2%) with 24 TDs, 1 shy of his then-school season-record 25 scoring tosses in 2002...Set a school season record with 3,933 yards in total offense...Scored 4 rushing TDs, but was sacked 32 times (-204 yards)...Threw for 4 TDs in back-to-back games: 1st against Arizona, when he completed 21-of-32 passes for 308

DEREK ANDERSON 14

yards and 2nd against Stanford, as he amassed 383 yards on 26-of-48 attempts.

2002: Took over the starting QB job and set school records he would later break during his career at OSU...Completed 211 of 449 passes (47.0%) for 3,313 yards (3rd-best season total in school history), 25 TDs (a then-school record) and 13 INTs...Scored twice on the ground and gained 3,082 yards in total offense...Best game came against UNLV when he passed for an Oregon State record-tying 5 TD passes on 20-of-26 throws for 356 yards...His 5 scoring passes tied the school record that was 1st set by Beavers QB Erik Wilhelm vs. Akron in 1987.

2001: Played in 5 games as a true freshman...Gained 263 yards on 17-of-41 passes (41.5%), 3 INTs and a TD...Best performance was when he completed 6-of-14 passes for 96 yards vs. Washington State.


HIGH SCHOOL, PERSONAL: Attended Scappoose (OR) HS...Was the 1st individual ever selected as the 3A Player of the Year in football and basketball in the same season...Scappoose won the Oregon state football title his senior year...Selected the top QB in the state and 2nd in the nation by *Super Prep Magazine* at the conclusion of his senior year...*SuperPrep* All-American pick and rated the magazine's 10th best player in the nation...Also earned All-American honors from *PrepStar* and *Student Sports*...*USA Today* Player of the Year for Oregon...Threw for 8,177 yards and 85 TDs, and completed 61 percent of his passes during his 3-year varsity career...Was a 2nd-team All-State pick as a junior...Averaged 26.8 points and 10.8 rebounds during his senior year on the basketball court...In his 104-game basketball career, he averaged 18.6 points and 8.6 rebounds...Was a 1st-team All-State choice as a junior and senior in basketball...Finished his career earning 4 letters in football and basketball and 2 in track (shot put, hurdles, 1,600-meter relay)...Played in numerous All-Star games in football and basketball, including the inaugural National HS All-Star game in Highland, TX...Majored in liberal studies at Oregon State...Participated in the Manning Passing Academy in Louisiana and was an instructor at the EA Sports Elite II QB Camp in Southern California, both in July 2004...A 7-handicap golfer, he is a big athlete who wore size-17 shoes prior to age 10, forcing his parents to order shoes from the Portland Trail Blazers...A right-handed passer, but writes left-handed...Born 6/15/83 in Portland, OR...Full name: Derek Matthew Anderson.

PASSING

Year	Att.	Comp.	Pct.	Yards	Avg/ Att.	TD	INT	INT Pct.	LG	QB Rating
2001	41	17	41.5	263	6.41	1	3	7.31	43	88.7
2002	449	211	47.0	3,313	7.38	25	13	2.90	86	121.5
2003	510	261	51.2	4,058	7.96	24	24	4.71	90	124.1
2004	515	279	54.2	3,615	7.02	29	17	3.30	55	125.1
Total	1,515	768	50.7	11,249	7.43	79	57	3.76	90	122.7

RUSHING

Year	Att.	Yards	Avg.	LG	TD
2001	5	4	0.8	4	0
2002	45	36	0.8	11	2
2003	57	100	1.8	16	4
2004	75	147	1.9	21	2
Total	182	287	1.6	21	8



MIKE SMITH
LINEBACKER
YEARS IN NFL: R
HT: 6'1" WT: 235
COLLEGE: Texas Tech
HS: Coronado (TX)
BORN: 9/2/81, Lubbock, TX
JOINED RAVENS: Draft 7 (234th), 2005

51

PRO: Mike Smith was a 7th round selection by the Ravens (234th overall) in the 2005 draft. "Mike Smith's a guy that can play on special teams," said Eric DeCosta, director of college scouting. "He's going to run to the football. He's very intelligent, a self-motivator. He should be a good player for us"...Strong and physical, Smith played WLB and ILB at Texas Tech... He is the 1st Texas Tech player drafted by the Ravens.

PRO: One of 5 Texas Tech players to have finished with 50 career games...With 45 career starts, he ranked in the top 10 for the Red Raiders...Dominating defender with a nose for the ball...Team MVP and captain in 2004...Red Raiders defense ranked 15th in the nation in pass defense, up from 101st in 2003...In his senior year, he led the Red Raiders defense to stonewall several top-ranked offenses, including then-No. 4 Cal Berkeley in the Pacific Life Holiday Bowl (45-31).

2004: All-Big 12 Conference Honorable Mention...Team MVP and captain in 2004...Helped Red Raiders to 8-4 overall record...Started all 12 games...Tied for the team lead with 83 tackles, including 7.5 TFL (-19 yards), and 1 sack (-3 yards) on the season...Sparked by Smith, the team ranked 2nd in the Big 12 in pass defense, allowing only 181.3 yards per game...Red Raiders also finished the season ranked in the top 25 (17/18) for the 1st time since 1995...Had 4 tackles in the Pacific Life Holiday Bowl win against California, the nation's 4th-ranked team...Had 4 tackles in the regular season finale against then-24th-ranked Oklahoma State...In the 42-17 win against Baylor, led the Red Raiders with 7 tackles, including 2 TFL and 1 sack...Held Kansas State RB Darren Sproles to 18 carries for 83 yards in the Red Raiders win...Also had 9 tackles and 2 PD...Moved to ILB at Oklahoma due to injury to Brock Stratton and led the team with 11 tackles...Also had 1 QBH.

2003: Started in all 12 games played...Ended the year with 42 tackles (30 solo), a career-high 10 TFL (-42 yards) and a career-high 3 sacks (-16 yards)...Had 5 tackles including 1 TFL and 1 PD in the Houston Bowl win against Navy...Had 4 tackles against Oklahoma...Registered 5 tackles in the win against Colorado...Recorded 3rd sack of the season in the win against Texas A&M...Also had 2 tackles...Led the team with 8 tackles (6 solo) in season opener against SMU...Also had 1 sack and 2 TFL.

2002: Started 13 of 14 games played...Ranked 4th on the team with a career-high 104 tackles, including 5 TFL (-14 yards)...Had 2 INTs on the year, against Clemson in the Tangerine Bowl and against Missouri...Turned in a season-high 14 tackles and 2 QB pressures at Iowa State...Registered 8 tackles against New Mexico in Red Raiders' shutout...Had 10 tackles and 1 sack in win over Ole Miss...Opened the season against Ohio State with 11 tackles and a TFL against the Buckeyes.

2001: Played in 12 games, starting the final 8...All-Big 12 Honorable Mention...All-Big 12 Freshman Team...Finished the season with 85 tackles, including 4 TFL (-19 yards), and 2 sacks (-15 yards)...Registered 4.5 tackles against Iowa in the Alamo Bowl...Tallied career-high 18 tackles against Nebraska in his 2nd-career start...Logged 9 tackles in 1st-career start against Kansas State.

HIGH SCHOOL, PERSONAL: Attended Coronado (TX) HS...All-State and District 3-5A Defensive Player of the Year...Recorded 5 INTs and 182 tackles as a senior, including 2 28-tackle games and 5 20-tackle games...Graduated in August, 2004 with a degree in communications studies...Has a twin sister, Meredith, and older brother, Daniel...Full name: Michael Lee Smith.

DEFENSIVE STATISTICS

Year	TT	Solo	AS	INTs	FR	FF	Sacks	PD
2001	85	37	48	0-0	0	0	2.0-15	1
2002	104	50	54	2-9	0	0	1.0-1	2
2003	42	30	12	0-0	0	0	3.0-16	1
2004	83	47	36	0-0	1	0	1.0-3	4
Totals	314	164	150	2-9	1	0	7.0-35	8

2005 SECOND-YEAR PLAYERS

**Zach Norton****No. 42****Cornerback****5'11", 183****Cincinnati****Born: 11/19/81 in Ft. Lauderdale, FL**

Zach was placed on Injured Reserve (shoulder) on 7/21/04...Signed with the Baltimore Ravens on 4/30/04 as a rookie free agent...Smooth, speedy CB, with good range and playmaking instincts...Versatile back with good size and hands...Spent his 1st year with the Ravens on IR after suffering a shoulder injury during minicamp...Suffered a knee injury during training camp and was placed on IR on 8/31/04...Three-year starter, who saw action in 50 games in his Cincinnati career...Posted 155 tackles (102 solo), including 9.5 for loss, and 9 INTs in his 4 years...Recorded a career-high 54 tackles (35 solo), 4 INTs and 6 PD and earned 2nd-team Conference USA honors as a senior...Had 52 tackles, including 6 for loss, 2 sacks and 2 INTs and 17 PD as a junior...Had a career-high 10 tackles and 3 PD against UAB...Posted 41 tackles, 1 sack and 3 INTs as a sophomore in his 1st year as a starter...His 3 INTs led the team...Was a reserve DB and named the team's top defensive newcomer as a freshman...Had 8 tackles (5 solo) and 5 special teams tackles...First-team All-State as a senior at Jefferson County (Tallahassee, FL) HS...Hauled in 41 passes for 758 yards and 3 TDs, as he helped lead his team to the 3rd round of the playoffs...Recorded 34 tackles and had 3 INTs on defense...Earned the MVP award on his basketball team as a junior...Born 11/19/81 in Fort Lauderdale, FL...Full name: Zach K'reem Norton.

**Thatcher Szalay****No. 63****Center****6'4", 303****Montana****Born: 1/18/79 in Whitefish, MT**

Thatcher was signed to the Baltimore Ravens' practice squad on 12/22/04...Waived by the Cincinnati Bengals on 9/22/04...Signed to Cincinnati's active roster on 12/1/03...Signed to the Bengals' practice squad on 9/1/03...Waived by Cincinnati on 8/31/03...Originally signed with the Bengals as a rookie free agent on 4/23...Superior athlete with good size...Possesses great strength and toughness...Steady blocker who adds great depth to the OL...Saw action in the 1st 2 preseason games in 2004...Suffered wrist injury in practice on 8/24...Did not play in 3rd preseason game...Waived (injured) on 9/1, and when not claimed, reverted Sept. 1 to Bengals Reserve/Injured list...Waived from Reserve/Injured list on 9/22/04 and subsequently signed to the Ravens' practice squad on 12/22/04...Saw action in all 4 preseason games with the Bengals in 2003...Saw action in 1 game as a rookie with the Bengals...Inactive for **games 7-16**...Saw action in on special teams in **game 6 vs. Pit. (10/13)**...Was active on a game day, but did not play in **game 5 at Ind. (10/6)**...Inactive **games 1-4**...Signed with the Bengals as a rookie free agent on 4/23...Tough college performer in the Division I-AA ranks, he helped lead Montana to 15-1 record and the national championship in 2001...Key performer and team captain for a Montana offense that averaged 419.2 yards and 33.8 points per game while winning the 2001 Division I-AA national title...Earned All-America honors as a junior and a senior, and over a 4-year career, he helped lead the Grizzlies to a 45-10 record with 4 Big Sky Conference titles and 4 NCAA playoff berths...Was the only sophomore on the 1999 All-Big Sky 1st team...Attended Whitefish (MT) HS, earning 4 letters in tennis and 2 in football...An avid outdoorsman in the off-season, he resides in Missoula, MT...Graduated with a degree in elementary education in 2005...Was a 3-time All-Big Sky Academic Team member...Father was a logger, and Thatcher was working with chainsaw's at the age of 8...Married (wife Katy)...Last name is pronounced "zuh-LAY"...Full name Thatcher David Szalay.

2005 SECOND-YEAR PLAYERS



Matt Zielinski

No. 94

Defensive Tackle

6'2", 302

Duke

Born: 12/2/80 in Ann Arbor, MI

Matt re-signed with the Baltimore Ravens on 3/16/05...Placed on Injured Reserve (knee) on 8/31/04...Originally signed with the Ravens on 4/30/04 as a rookie free agent...Strong, agile athlete with good hands and speed...Young lineman who can provide solid depth along the line...Spent his 1st year with the Ravens on IR after suffering a knee injury in training camp...Suffered a knee injury during training camp and was placed on IR on 8/31/04...Earned 1st-team All-ACC honors in 2003 after compiling 75 tackles, 18 TFL, and 7 sacks, which led the Blue Devils...Was a 3-time winner of Duke's Outstanding Defensive Lineman Award...Closed out his Duke career ranking 3rd in career TFL (-41.5), and his 12 sacks tied him for 7th on the Blue Devils' career list...Was honored with Duke's Big Play Award and Big Brother of the Year accolades prior to the 2003 season...Started all 12 games in 2003 and finished 3rd on the Blue Devils with 58 solo tackles (75 tackles was 4th on team)...Added 4 PD, 12 QBHs, a FR and 3 FF...Started all 12 games at DT in 2002...Was an honorable mention All-ACC pick...One of 7 Blue Devils named to the Academic All-ACC team...Was 10th on the team in tackles with 49...Finished 3rd in the ACC in TFL (-18.5) and tied for 4th in FFs (3)...Also compiled 10 QBHs, 3 sacks, 2 PD and 1 FR...Earned Duke's Defensive Lineman of the Year honor...Played in 11 games in 2001, starting the final 9 contests at NG...Finished tied for 9th on the squad with 46 tackles...Also had 5 TFLs, 2 sacks and 2 FFs...Co-recipient of Duke's Outstanding Defensive Lineman Award...In 2002, saw action in the 1st 6 games of the season before suffering season-ending knee injury at Florida State...Credited with 19 tackles...Had season-high 5 tackles against Clemson...Did not see game action as a freshman in 1999...Lettered 3 years in football at Clarence (Amherst, NY) HS...Also lettered 4 years in wrestling and 3 in track...Named 1st-team All-State...Was team captain...Section 6, Class A Defensive Player of the Year...Participated in the New York/New Jersey Governor's Bowl All-Star game...Born 12/2/80 in Ann Arbor, MI...Majored in economics and minored in sociology...Name is pronounced: zuh-LIN-ski...Full name: Matthew David Zielinski.

DID YOU KNOW?

The Ravens have produced 42 Pro Bowl players in their 1st 9 seasons, including 30 by Ravens draft choices. That's an average of just under 5 Pro Bowlers per season, the 4th-most Pro Bowlers in the league during that span (1996-2004).



MOST PRO BOWL SELECTIONS / SINCE 1996

Tampa Bay	48
Denver	45
Philadelphia	43
Baltimore	42
Kansas City	41

2005 FIRST-YEAR PLAYERS

**Keith Burnell****No. 25****Running Back****5'11", 230****Delaware****Born: 1/7/79 in Norfolk General, VA**

Keith Burnell signed with the Baltimore Ravens (reserve/future) on 2/2/05...Signed to the New York Jets' practice squad on 10/14/04...Waived by the Jets on 8/23/04...Signed with the Jets as a free agent on 8/16/04...Waived by the Oakland Raiders on 8/3/04...Signed to the Raiders' practice squad on 11/5/03...Terminated from the New York Jets' practice squad on 10/14/03...Signed to the Jets' practice squad on 9/30/03...Waived by the Green Bay Packers on 8/26/03...Originally, signed as a rookie free agent on 5/2/03...Was a 2-year letterman (2000-01) at Virginia Tech before transferring to Delaware for his final season, where he also lettered...Played in 34 collegiate games, with 16 starts...Ran for 956 yards and 9 TDs on 222 carries in 12 games with Delaware...Averaged 92.5 all-purpose yards per contest during the 2002 season...Carried the ball 31 times for 85 yards and a TD in Delaware's 27-10 victory over Northeastern...Playing for the Blue Hens in 2002, Burnell carried the ball 14 times for 45 yards...Also returned 4 kickoffs for 60 yards...Played in all 11 games, with 7 starts, for Virginia Tech in 2001...Finished 2nd on the Hokies with 707 yards and 9 TD on 149 carries...Rushed for 111 yards and 1 TD on 17 carries as a sophomore...Played in 2 games as a freshman, gaining 14 yards on 7 carries...Redshirted as a true freshman in 1999...Earned 3 letters in football while at Western Branch (Chesapeake, VA) HS, where he also earned All-America honors from *SuperPrep* and *PrepStar*...Twice earned 1st-team All-Conference honors, and was named a 2-time team and district MVP...Rushed for over 1,000 yards and 20 TDs in each of his final 2 seasons...Graduated with a Bachelor's degree in property management from Delaware...Nicknamed "Sweet Feet" for his ability to make defensive players miss him...Keith also participated in a high school coaching internship at Pikesville HS during the 2005 offseason...Full name: Keith Tyrone Burnell.

**Calvin Carlyle****No. 26****Cornerback****5'11", 186****Oregon State****Born: 9/12/79 in St. Thomas, Jamaica**

Calvin Carlyle was signed to the Baltimore Ravens' practice squad on 9/22/04...Waived by the San Francisco 49ers on 8/31/04...Signed with the 49ers as a free agent on 3/17/04...Waived by the Green Bay Packers on 3/1/04...Signed by the Packers on 1-13-04...Signed to the Packers' practice squad on 12/19/03 and spent remainder of season there...Waived by the Washington Redskins on 11/4/03...Signed by the Washington Redskins on 10/28/03...Spent training camp and preseason with the Indianapolis Colts and was waived at end of training camp (8/26/03)...Originally signed by Indianapolis as an undrafted free agent (5-2-03)...Spent most of the 2004 on Baltimore's practice squad...A 3-year starter at Oregon State at CB and S...Finished his career with 177 tackles (124 solo) and 3 INTs...Registered 47 tackles (33 solo), 2 INTs and 8 PD as a senior...Earned All-Pacific-10 honorable mention honors as sophomore...Recorded 53 tackles (38 solo), 7 PD, 2 FR and 1 INT as a sophomore...Prepped at Dorsey (Los Angeles, CA) HS...Earned All-League (Southern Pacific) and All-City honors as a senior and was also named league MVP...Collected 9 sacks and 20 TFL as senior LB...Also a 3-year letterwinner on Dorsey's track team...Was awarded summer fellowship in the spring of 2000 at Oregon State from Howard Hughes Medical Institute and spent summer investigating bacteria at an offsite campus...Calvin also participated in a high school coaching internship at Randallstown (Baltimore) HS during the 2005 offseason...Has worked as personal trainer...Full name: Calvin Antonio Carlyle.

2005 FIRST-YEAR PLAYERS



Drew Caylor

No. 65

Center/Long Snapper

6'5", 291

Stanford

Born: 9/12/79 in Kensington, MD

Drew Caylor signed with the Baltimore Ravens on 12/14/04...Terminated from the New York Jets' practice squad on 12/13/04...Signed with the Jets on 9/22/04....Released by the Pittsburgh Steelers on 9/5/04...Signed by the Steelers on 5/17/04....Originally drafted by the Steelers in the 6th round (197th overall) in the 2004 NFL Draft...Started at C for Stanford the final 7 contests his senior year...Split time between C and T the 1st 4 games of the 2003 campaign...Served as the Cardinal LS for his final 3 seasons and averaged a snap time of .75 seconds (14 yards)...Spent first 3 seasons as a DL before moving to the offensive side of the ball as a senior...Started 3 games and played in all 11 at DE as a junior...Finished his junior campaign with 10 tackles and 1 sack...Began 2001 season as an OL, but moved back to DE...Started 4 games as a sophomore and tallied 7 tackles and 1 FR...Saw limited playing time as a backup on the DL as a red-shirt freshman...Majored in American studies...Prepped at Bethesda (MD) Chevy Chase HS...Named to *PrepStar's* All-American team following his senior season...Also earned *SuperPrep* All-Mid-Atlantic, 1st-team All-Metro, All-County and All-State honors as a senior...Played both offense and defense, as he was the team's DE, MLB, G and was also the team's LS...Posted 76 tackles, 6 sacks and 4 FF as a senior...Earned 1st-team All-County honors as a junior...Also played basketball for 1 year and baseball for 2 seasons in high school...Earned the prestigious honor of Eagle Scout in the Boy Scouts of America...Drew interned with Folgers Pratt, a real estate company during the 2005 off-season...Born 9/12/79 in Kensington, MD.



Dante Ellington

No. 67

Tackle

6'6", 354

Alabama

Born: 2/29/80 in Leighton, AL

Signed with the Baltimore Ravens on 6/15/05...Released by the Philadelphia Eagles on 9/5/04...Signed 1/27/04 by the Eagles and was allocated to NFL Europe's Berlin Thunder in 2004...Started every game at RT for the World Bowl XII Champion Thunder...Helped pave the way for RB Eric McCoo, who captured the league rushing title...Signed to the Eagles' practice squad on 12/22/03, spending the final 2 regular season games on the team...Released by the Eagles in the final training camp cut on 8/31/03...Originally signed with the Eagles as a rookie free agent 4/28/03...Played with Ravens teammates, TE Terry Jones and DE Jarret Johnson at the University of Alabama...Sat out the 2002 season and opted for a chance at the NFL instead of returning for his final year of eligibility...Started 25 consecutive games at T before taking a backup role in the middle of 2001...Became the 7th true freshman to start a season opener in Alabama's history....Started at RT as a freshman but moved to the left side for the Orange Bowl for an injured Chris Samuels...Manned the LT spot until midway through his junior year before taking a reserve role...Majored in human environmental science...Graduated from Colbert County (Leighton, AL) HS... Born on 2/29/80 in Rochester, NY...Full name: Dante Davine Ellington.

2005 FIRST-YEAR PLAYERS

**Jesse Ohliger**

No. 6

Punter

6'4", 224

Murray State

Born: 10/23/80 in Newark, DE

Jesse Ohliger signed with the Baltimore Ravens on 4/13/05...Waived by the St. Louis Rams on 7/26/04...Originally signed by the Rams as a rookie free agent on 7/21/04...Did not play during the 2004 season...Tall, strong-legged kicker who excels on KOs...Saw action in all 12 games as a senior at Murray State in 2003...He connected on 13-of-18 FGAs (72.2%) with a long of 47 and was 24-of-26 on PATs...Shared punting duties and punted 32 times for 1,170 yards (36.6 average), with 12 inside the 20...Had a long of 86 yards against Eastern Kentucky...The boot was just 4 yards shy of the Murray State school record...Named 2nd-team All-Ohio Valley Conference for his efforts...Saw action in all 12 games as a junior...Served as a KO specialist for the Racers and as a wedge-buster on the kick coverage team when teammate Shane Andrus took over placekicking duties midway through the year...The team earned the conference championship that year...Handled all KO duties as a sophomore in his 1st year at Murray State...Sent 14-of-50 kick-offs into the end zone...Did not have a FGA as the team's No. 2 PK...Transferred to Murray State from Miami (FL)...Red-shirted 1st year at Miami...A standout athlete at the Tatnall (Newark, DE) School...Earned a degree in business administration in 2003...Took graduate courses in communications at Murray State...Born 10/23/80 in Newark, DE...Full name: Jesse Whiteside Ohliger.

**Tellis Redmon**

No. 35

Running Back

5'10", 210

Minnesota

Born: 12/19/78 in Fort Worth, TX

Tellis Redmon was signed to the Baltimore Ravens' practice squad on 11/24/04...Waived by the Seattle Seahawks on 9/5/04...Signed by the Seahawks as a free agent on 5/3/04...Waived by Seattle on 8/31/03...Signed by the Seahawks on 1/24/03...Waived by the Baltimore Ravens on 9/10/03...Spent the 2002 season on the Ravens' practice squad...In the 2002 preseason, Tellis rushed for 100 yards on 25 carries and caught 6 passes for 54 yards...Originally signed by the Ravens as a rookie free agent on 4/26/02...Finished his career ranked 5th on Minnesota's all-time rushing list with 2,535 yards and 15 TDs in 35 games played, despite leaving after his junior year (2001)...Also pulled down 47 receptions for 410 yards and 2 TDs...Played in all 11 games and finished with 1,145 yards and 6 TDs on 185 attempts as a junior in 2001...Honorable mention All-Big Ten selection by the coaches and media...Played in 12 games, starting 11 as a sophomore...Rushed for 1,368 yards on 293 attempts, the 3rd-highest season rushing yardage in school history...Ranked 6th in the Big Ten in rushing yards per game...Had 5th-best rushing performance in school history with 246 yards on 42 carries against NC State in *Micronpc.com Bowl*...Also tied a school record with 7 100-yard rushing games...Had 32 catches for 327 yards and returned 25 punts for 315 yards and 1 TD...Led the team in all-purpose yards with 2,024, an average of 168.7 yards per game, which ranked 2nd all-time...Ranked 3rd in the Big Ten in all-purpose yards...Had 3 KORs for a total of 37 yards as a freshman...Returned 2 punts for a total of 54 yards...Carried 5 times for 17 yards and a TD in the win over Illinois State...Had a 15-yard punt block return for a TD in win over UL Monroe...Attended Colleyville (Fort, Worth, TX) Heritage HS...First-team Class 4A All-State selection as a senior when he rushed for 1,560 yards on 259 carries and scored 18 TDs...Caught 18 passes out of the backfield for 261 yards...Also had 25 tackles on the defensive side of the ball...As a junior he helped lead the school to the state title...Member of the school's basketball and track and field teams...Tellis also participated in a high school coaching internship at Woodlawn (Baltimore) HS during the 2005 offseason...Full name: Tellis Antwon Redmon.

2005 FIRST-YEAR PLAYERS



Fred Stamps
No. 13
Wide Receiver
6'1", 180
Louisiana-Lafayette
Born: 12/10/80 in New Orleans, LA

Fred Stamps was signed to the Baltimore Ravens' practice squad on 11/3/04...Waived by the Jacksonville Jaguars on 8/31/04...Claimed off waivers by the Jaguars on 6/21/04...Waived by the San Francisco 49ers on 6/9/04...Originally signed by the 49ers as a rookie free agent on 5/3/04...Stamps was a 2-time, 1st-team All-Conference (Sun Belt) selection at Louisiana-Lafayette...Recorded a reception in 44 consecutive games, the 4th-best total in the Nation that season, and the longest in team history...Saw action in 44 games at Louisiana-Lafayette, starting 35...Posted 180 career receptions for 2,789 yards and 19 TDs...Started all 12 games as a senior in 2003, pulling in 62 receptions for 973 yards and 7 TDs...Started 12 games as a junior in 2002...Tallied 54 receptions for 1,002 yards and 8 TDs...Started 11 games for Louisiana-Lafayette in 2001...Recorded 43 receptions for 663 yards and 4 TDs as a sophomore...Saw action in 9 games as a freshman, catching 21 passes for 151 yards...Majored in general studies...Was a 2-time All-State, All-District and All-Metro selection at Carver (New Orleans, LA) HS...Recorded 71 receptions for 1,600 yards and 26 TDs as a senior at Carver...Born 12/10/80 in New Orleans, LA...Full name: Fredrick Paul Stamps.



Jamaine Winborne
No. 23
Defensive Back
5'10", 202
Virginia
Born: 12/26/80 in Chesapeake, VA

Jamaine Winborne was signed to the Baltimore Ravens' practice squad on 10/20/04...Waived by the New York Giants on 9/5/04...Originally signed by the Giants as a rookie free agent on 6/7/04...Started the final 27 games of his career and 33 games overall for Virginia, finishing with 168 tackles (127 solo), 5 INTs, 12 TFL and 2 sacks...As a senior in 2003, he was an honorable mention All-ACC selection after starting 7 games at CB and 6 at S...Finished with a career-high 69 tackles (51 solo), including 8.5 TFL, 2 INTs, 8 TFL and 2 sacks...He also recorded 2 FFs, 2 FRs (which he returned 22 yards) and blocked 1 FGA as a senior...Was an honor student at Indian River (Chesapeake, VA) HS, where he played LB, QB and WR...Also spent 1 year at Fork Union Military Academy, where he led the team with 7 INTs...Born 12/26/80 in Chesapeake, VA.

DID YOU KNOW?

The Ravens (.503) own the 2nd-best winning percentage over the 1st 10 years of existence since Tampa Bay entered the NFL in 1996; 2nd only to Jacksonville (.512). Baltimore also has the 2nd-most wins (72) over the 1st 10 years of existence (Jacksonville - 82). An 11-win 2005 season would make the Ravens the best of any team in the 1st decade.

	Years	Regular Season		Postseason		Super Bowl
		W-L-T	Pct.	App.	W-L	W-L
<i>*Baltimore</i>	<i>1996-2004</i>	<i>72-71-1</i>	<i>.503</i>	<i>3</i>	<i>5-2</i>	<i>1-0</i>
Jacksonville	1995-2004	82-78-0	.512	4	4-4	----
Carolina	1995-2004	71-89-0	.444	2	4-2	0-1
Seattle	1976-1985	68-81-0	.456	2	3-2	----
Tampa Bay	1976-1985	46-102-1	.312	3	1-3	----

**ALL COMPARISONS ARE FROM THE 1st 10 YEARS FOR A TEAM, EXCEPT THE RAVENS (1st 9 SEASONS).*

2005 ROOKIE FREE AGENTS

**Rob Abiamiri****No. 43****Tight End****6'2", 240****Maryland****Born: 12/21/82 in Baltimore, MD**

Rob Abiamiri signed with the Baltimore Ravens on 4/29/05 as a rookie free agent...During his Maryland career, Abiamiri shared time as an H-back and TE with Vernon Davis, both on the field together often...Suffered a foot injury that limited his ability to compete in 2001 and 2002...As a senior in 2004, Abiamiri played in all 11 games, starting 4...Tallied a career-high 8 receptions for 68 yards...Saw action in all 13 games, starting 1 as a junior in 2003...Did not see any game action as a sophomore in 2002 due to a foot injury...As a redshirt freshman in 2001, Abiamiri appeared in 4 games and was hampered all season by the foot injury...Redshirted as a freshman in 2000...Abiamiri was a 2000 graduate of Baltimore's Mount St. Joseph HS...Was a 2-year varsity performer...As a senior, Abiamiri earned 1st-team All-State and All-Mid-Atlantic honors from *SuperPrep* and *PrepStar*...Was also named to *The Baltimore Sun's* All-Metro team...Totaled 13 TDs as a senior (8 receiving, 2 rushing, 2 on PR and 1 on a KOR)...Finished with 28 receptions for 779 yards...Was a 3-sport athlete (also competed in basketball and track)...Was a National Football Foundation Scholar-Athlete honoree...Played with younger brother, Paschal, on the Terps' football squad...His brother, Victor, who attended Baltimore's Gilman School, is a junior DE at Notre Dame...Majored in economics and criminology/criminal justice...Born 12/21/82 in Baltimore, MD...Full name: Robert Obinna Abiamiri.

**Bill Alford****No. 38****Cornerback****5'9", 180****Vanderbilt****Born: 10/30/81 in Brunswick, GA**

Bill Alford signed with the Baltimore Ravens as a rookie free agent on 5/16/05...Finished his 2-year career at Vanderbilt with 77 tackles, 4 INTs and 3 TFL...Started 10 games at CB as a senior (missing only the Eastern Kentucky game) and led the Commodores' secondary with 3 INTs... Finished the season with 37 total tackles, including 28 solo, 6 PD, 1 FR and 1 TFL...Named Defensive Player of the Week following a victory over Mississippi State, when he posted a career-high 2 INTs...Recorded career highs with 10 total tackles (7 solo) and had 1 FR against Rutgers...Saw action in 6 games as a junior, missing 5 with a knee injury...Netted a career-high 40 tackles in his 1st year at Vanderbilt...Also had 5 PD, 2 TFL and 1 INT in 2003...Contributed then-career-high 8 tackles and 1 PD against Eli Manning and Ole Miss in the season opener...Transferred from Middle Georgia JC...Did not play in at Middle Georgia JC in 2002 after school eliminated football program...Alford was the starting CB for Middle Georgia in 2001 and totaled 30 tackles, 13 PD and 2 INTs...Was 2-year starter in secondary for Brunswick (GA) HS...All-State and All-Region selection as senior...Graduated from Vanderbilt with a degree in engineering science in 2004...Born 10/30/81.

**DID YOU KNOW?**

Baltimore is the 1st new/expansion team since 1976 to win a Super Bowl in its 1st 10 years of existence. The Ravens won in their 5th year (2000). Carolina appeared in a Super Bowl in its 9th year, but lost to the Patriots in Super Bowl XXXVIII.

2005 ROOKIE FREE AGENTS



Lester Brown

No. 73

Tackle

6'4", 304

Louisiana Tech

Born: 10/18/82 in Compton, CA

Lester Brown signed with the Ravens on 4/29/05 as a rookie free agent...Started 10 games at LT as a senior for the Bulldogs...Named 2nd-Team All-State by the Louisiana Sports Writers Association...Helped anchor a Bulldog OL that allowed RB Ryan Moats to set school single season records of 1,774 yards rushing and 18 rushing TDs...Helped the Bulldogs rush for 2,401 yards (3rd-most in school history) and 25 TDs (2nd-most in school history)...Tech averaged 4.9 yards per carry during the season...Started all 12 games at LT as a junior...Named Louisiana Tech's Offensive Player of the Week (Nevada)...Helped anchor a Tech OL that paved the way for RB Ryan Moats to rush for 1,364 yards and average 6.5 yards per carry, while scoring 10 TDs...Helped protect Bulldog QBs, who passed for over 3,500 yards and 20 TDs...Tech's OL paved the way for the Bulldogs to average 431 yards per game and 6.1 yards per play...Graduated from Victor Valley Community College in 2002, but did not play football that year...Played OL for Victor Valley Community College...Two-time All-Conference performer...Named All-State in 2001...Also participated in track and field at Victor Valley...Played at Apple Valley (CA.) HS...Majored in Sociology at Louisiana Tech...Born 10/18/82 in Compton, CA...Full name: Lester Duryea Brown II.



Joe Clay

No. 66

Defensive Tackle

6'1", 270

Houston

Born: 11/26/81 in San Angelo, TX

Joe Clay signed with the Baltimore Ravens on 4/29/05 as a rookie free agent...Prior to 2004 season, Clay was projected as the "star of the defense" and the "best pro prospect" by *College Football News.com*...Listed as 1st of 3 all-star candidates by that website...Played in 36 career games with the Cougars...Posted 184 TT with 116 solo...Tallied 17 career sacks (-78 yards) and posted 43 TFL (-122 yards)...Clay also had 3 FF and 2 FR in his career...In 2004, was named 2nd-team All-Conference USA for the 2nd straight season...Started and played in 10 games...Led all DL with 61 tackles and 8 sacks, including 17 TFL...Ranked as the top DL on team with 87 tackles, (58 solo) as a junior (2003)...Was named 2nd-team, All-Conference USA and C-USA Defensive Player of the Week (11/17/03)...Evolved into 1 of the top DL in Conference USA...One of only 9 players to start all 13 games...Was 2nd on team with 16 TFL and led all players with 7 sacks (-41 yards)...Also led the team with 22 QBH and 2 PD...Started the 1st 8 games in 2002 before being hampered by an injury...Recorded 33 tackles and finished 2nd on the team with 10 TFL (-18 yards)...Led the Cougars with 11 QBHs...Saw limited action as a redshirt freshman in 2001...Played in 3 games towards the end of the season...Redshirted as a freshman in 2000...Prepped at Lake View (San Angelo, TX) HS...Was named Honorable Mention All-State as a senior...Selected to the All-West Texas squad...Honored as Lake View's Defensive MVP...Picked up district MVP accolades...Played basketball and participated in track and field...Majored in sociology...Born 11/26/81, in San Angelo, TX...Full name: Joe Clay.

2005 ROOKIE FREE AGENTS

**Walter Curry****No. 72****Defensive Lineman****6'4", 275****Albany State****Born: 6/18/81 in Daytona Beach, FL**

Walter Curry signed with the Ravens on 4/29/05 as a rookie free agent...A gifted, quick athlete, with good speed and footwork...Curry was a 2-time Conference (Southern Intercollegiate Athletic Conference) Defensive Player of the Year...He led the Golden Rams to the SIAC Conference Championship, and a spot in the NCAA playoffs as a senior when he posted 72 tackles, including 11 sacks, 15 QBHs, 2 FFs and 1 FR...He also earned Pigskin Club of Washington, DC's Player of the Year as a senior...Majored in health and fitness at Albany State...Attended Crescent City (FL) HS, where he played basketball and football...Born 6/18/81 in Daytona Beach, FL...Full name: Walter Morrell Curry.

**Darian Durant****No. 8****Quarterback****5'11", 225****North Carolina****Born: 8/19/82 in Florence, SC**

Darian Durant signed with the Ravens on 4/29/05 as a rookie free agent...Durant finished his career with school records for career completion percentage (.605), career TDs (68), career passing yards (8,755), total career offense (9,630 yards) and career completions (701)...He is the only player in UNC history to throw for more than 8,000 yards, and the only player in school history with more than 9,000 yards of total offense...First UNC player to throw for 2,000 yards in 2 different seasons...Durant threw for 2,238 yards and 17 TDs as a senior...Completed 23-of-41 attempts for 259 yards and 3 TDs in the Continental Tire Bowl against Boston College...The 3 scoring tosses tied the school record for most TD passes in a bowl game...Also set school marks for most attempts and completions in a bowl game...Had 330 total yards of offense in the 31-28 victory over No. 4 Miami, completing 21-of-29 attempts for 266 yards and 2 TDs...Was named ACC Offensive Back of the Week for his performance against NC State, when he directed the Tar Heels to a 30-24 victory over the Wolfpack, completing 15 of 23 attempts for 192 yards and 3 TDs...Completed 234-of-389 attempts (.602) for 2,551 yards and 18 TD passes as a junior...Racked up 2,947 yards of total offense while setting single-season school records for completions, attempts, passing yards and total offense...Completed 147-of-248 attempts for 2,123 yards and 16 TDs as a sophomore, becoming the 1st Tar Heel since Paul Miller in 1971 to lead the ACC in total offense, averaging 285.8 yards per game...Helped Carolina set a school record with 266.6 yards passing per game...Missed 4 games after breaking his thumb at Virginia when his hand hit a helmet while throwing...Against Arizona State, set school records with 417 passing yards and 426 total yards of offense and tied another with 5 TD passes against Arizona State as he finished the game 25 for 40...Established Carolina single-season freshman records (2001) for TD passes (17), completions (142), passing yards (1,843) and total offense (1,971)...Was named ACC Rookie of the Week 6 times...Finished 2nd in the ACC Rookie of the Year voting to FSU QB Chris Rix...His 17 TD passes ranked as the 3rd-highest total by a freshman in the ACC...Also ranks 4th in the ACC record books for freshman single-season passing yardage (1,843) and 4th for freshman single-season total offense (1,971)...Played in every contest, starting 2...Ranked in the top 10 of several single-season categories at UNC - Completion percentage (3rd, .637), efficiency rating (2nd, 149.29), TD passes (3rd, 17), completions (142, 17th), passing yards (6th, 1,843) and total offense (5th, 1,971)...Ranked 2nd in the ACC and 12th in the nation in pass efficiency (149.29)...Set numerous single-game freshman records against Wake Forest, including 361 yards passing, 4 TD passes and 24 completions...Also had a UNC freshman

2005 ROOKIE FREE AGENTS

record 75-yard TD pass against the Deacons...Had a perfect passing game against Clemson, completing 11 of 11 passes for 97 yards and 1 TD...Also scored on runs of 5 yards and 1 yard against the Tigers...Played at Wilson (Florence, SC) HS, and led his team to a 10-4 record and a berth in the state 4-A semifinals...He broke a bone in his left leg in the 4th game of his senior season and missed the next 6...Completed 172 of 292 passes for 2,446 yards, a single-season school record, and 25 TDs (tied his own record)...In his 3-year HS career, he threw for 7,241 yards and 69 scores...Also rushed for 24 career TDs...A *Super Prep* All-America, Honorable Mention All-America by *USA Today* and *Prep Star* All-Region selection...Also averaged more than 20 points a game in basketball...Majored in African-American history...Born 8/19/82 in Florence, SC...Full name: Darian Bernard Durant.



Gary Gibson

No. 61

Defensive Tackle

6'3", 294

Rutgers

Born: 5/5/82 in Plant City, FL

Gary Gibson signed with the Baltimore Ravens on 4/29/05 as a rookie free agent...Finished his Rutgers career with 114 tackles (45 solo), 20.5 TFL, 6 sacks, 2 FFs and 2 FRs...In 2004, he played in 10 games, starting 8, due in part to a knee injury...Tallied 25 tackles and 7.5 TFL, which tied for 3rd on the team...Also compiled 2.5 sacks, 1 FF, had 1 FR and a team-high 10 QB hurries...Started all 12 games, registering 44 tackles (14 solo), 2nd-most among DL, as a junior in 2003...Had a season- and career-high 6 tackles in 3 games...Posted 7.5 TFL (-40 yards) and 2.5 sacks...Recovered 1 fumble and had 7 QBHs...Shared team's Most Improved Player award with Tres Moses...Started all 12 games as a sophomore in 2002...Registered 32 tackles (16 solo)...Also had 4 TFL and 1 PD...Opened the season with 4 tackles vs. Villanova...Had a season-high 5 tackles vs. both Buffalo and at Notre Dame...Played in 10 games as a reserve on the DL in his freshman year of 2001...Totaled 13 tackles...His season-high 4-tackle game came vs. Boston College...Also had his lone sack of the season vs. the Eagles and blocked a kick...Earned the Douglas A. Smith Second Effort Award in Rutgers spring practice of 2002, given to the defensive player who has shown the most improvement during the offseason and in spring practice...Spent the 2000 season as a true freshman with the scout team...Did not see game action in the 2000 season...Was a 4-year member of the Lafayette (Jamesville, NY) HS varsity football squad...Broke into the starting lineup in the 5th game of his freshman year and remained there for the duration of his career...Was a 3-time Section III Class D West All-League lineman who was also a 1st-team All-State selection as a senior...Played RG on offense and RDT on defense...Also competed on the wrestling and track teams before deciding to concentrate on football...Born 5/5/82 in Plant City, FL...Full name: Gary Michael Gibson.

ROOKIE FREE AGENT SUCCESS

The Ravens had 7 players on the roster in 2004 that made the team as rookie free agents. Of those, C Mike Flynn started 5 games (missed the 1st half of the season with a broken clavicle), S Will Demps recorded 86 tackles, 8 PD, 2.5 sacks and 1 INT. FB Alan Ricard started 9 games, and DT Maake Kemoeatu posted a career-high 48 tackles. LB Bart Scott finished 2nd on the team with 17 special teams tackles, WR Randy Hymes tied for the team lead with 12.4 yards per reception (26 for 323 yards) and 2 TDs. Also, 2004 rookie B.J. Sams set Ravens' records with 1,826 combined return yards, 1,251 KOR yards and 575 PR yards and 2 TDs.

2005 ROOKIE FREE AGENTS



Patrick Goodpaster
No. 99
Defensive End
6'2", 280
Colorado State
Born: 3/15/82 in Torrance, CA

Patrick Goodpaster signed with the Ravens on 4/29/05 as a rookie free agent... Listed as the best pro prospect out of CSU by *CollegeFootballNews.com*... Played in 47 career games, posting 114 TT, including 64 solo... Notched 8 sacks (-47 yards) and 18 TFL (-84 yards)... In 2004, was named All-MWC 2nd-team selection... Preseason All-MWC selection... Named to preseason All-MWC team by *Athlon Sports*... Named to preseason Lombardi Award watch list in 2003... Honorable mention All-Conference, while starting in all 13 games... Recorded 49 tackles and had 10 TFL, 3rd most on the team... Returned 1 fumble 16 yards for a TD in win at BYU... Had finest game of career with 10 tackles and 1 sack plus 3 TFL (-11 yards) vs. Utah... Made 12 TT in 9 games, and had 3 TFL (-17 yards) as a red-shirt freshman in 2000... Prepped at Narbonne (Carson, CA) HS... Earned 3 varsity football letter awards as a TE and DL at Narbonne... Named All-League in all 3 seasons of varsity competition and All-State as a senior... Named team MVP as a senior... Set school record with 15 sacks as a senior... Served as team captain as a junior and senior... Majored in liberal arts at CSU... Born 3/15/82 in Torrance, CA... Full name: Patrick Jack Goodpaster.



Phil Hawkins
No. 74
Guard
6'4", 325
Houston
Born: 2/26/82 in Chicago, IL

Phil Hawkins signed with the Baltimore Ravens on 4/29/05 as a rookie free agent... Athletic lineman who started at LT for Houston as a junior and senior, but has the ability to play several positions on the OL... Selected as a 3rd-team All-Conference USA in 2004 as a senior... Started all 11 games at LT... Helped the UH offense generate 389.7 yards and 20.9 points per game... Was a big part of Houston's effort in topping 400 yards of total offense 5 times during the 2004 season, including a 500-yard effort against Southern Miss (518) and a 600-yard performance against Army (647)... Against the Black Knights, the Cougars had a season-high 369 yards rushing... Started 12 of 13 games for the Cougars at LT in 2003... Helped lead offense to 458.3 yards and 34.5 points per game... Houston's total offense was ranked No. 12 in the nation and the team was No. 16 in points (448)... Also helped generate 215.5 yards per game on the ground, good for 12th in the country... Houston topped 500 yards of total offense 6 times and had over 400 yards in 10 of 13 games... The Houston offense scored at least 40 points 7 times, including the final 3 games of the year... Saw limited action as a sophomore in his 1st year with Houston in 2002... Hawkins played primarily on special teams and as a backup OL... Tallied 4 knockdowns... Prior to joining the Cougars, Hawkins attended Hutchinson Junior College (Hutchinson, TX) and was named Honorable Mention All-Jayhawk Conference... Won the Offensive Line MVP award... Was a Prep Star, 2nd-team, All-American as a senior at Morgan Park (Chicago, IL) HS... Selected as an Honorable Mention All-State... Was 1st-team All-City and on the Top 100 List in Illinois... Won Morgan Park's Offensive Line MVP award... Phil's father, Jerry, played for the Chicago Fire of the World Football League... Graduated with a degree in psychology... Born 2/26/82 in Chicago, IL... Full name: Phillip Anthony Hawkins.

2005 ROOKIE FREE AGENTS



Jarvis Johnson

No. 28

Safety

5'10", 195

Rutgers

Born: 11/22/82 in Otero, NM

Jarvis Johnson signed with the Baltimore Ravens on 4/29/05 as a rookie free agent...Solid hitter with a nose for the ball...Johnson was a 3-year starter and finished his college career with 242 tackles, 21 PD, 2 FFs, 1 FR and 4 INTs...In 2004, led the team for the 2nd year in a row in tackles with 75 (46 solo)...Also recorded 1 INT, 1 FF, 1 FR and 6 PD...Started all 11 games played...Had a season-high 10 tackles at Pittsburgh, including his lone INT of the season...Finished as the team leader in tackles in 2003 with 97 (51 solo), including 4 TFL, 11 PD and 2 INTs...Started all 12 games at SS and was a 1st-team All-ECAC pick...Recorded an INT against Virginia Tech and returned it 47 yards for a TD...Blocked a FGA in a decisive win over Navy...Jarvis knocked down the attempt and teammate Brandon Haw recovered and returned it 88 yards for a TD...Earned the team's Defensive MVP Award...Started 9 of 12 games played in 2002...Finished the season with 61 tackles (48 solo)...Also registered 1 FF and 1 INT...Had a season-high 12 tackles against West Virginia...Earned the George T. Cronin Trophy, given annually to the team's most improved player...One of 14 true freshmen to play for Rutgers...Played in 8 games and recorded a then-season-high 4 tackles at Miami...A 3-year starter at South Dade (Miami, FL) HS...Played on both sides of the ball as a DB and WR...Also saw action in his high school career as a RB and LB...Averaged 12 tackles per game and recorded 2 INTs in his senior year...Varsity team compiled a record of 23-11 during his tenure...Also competed in track...Majored in criminal justice at Rutgers...Born 11/22/82 in Otero, NM...Full name: Jarvis Jerome Johnson.



Matt Katula

No. 70

Long Snapper

6'6", 272

Wisconsin

Born: 8/22/82 in Brookfield, WI

Matt Katula signed with the Baltimore Ravens on 4/29/05 as a rookie free agent...Was a significant contributor to the Badgers' special teams unit, seeing action in 48 of 51 games in his career...Earned 4 varsity letters...Was the Badgers' No. 1 long snapper in his final 3 seasons at Wisconsin...Drew significant attention during the Wisconsin Pro Day, when he hit the mark on all but 1 of 35 attempts in a targeted long-snap exercise...His release time was estimated between .66 and .71 seconds...In 2004, played in all 12 games for the Badgers, recording 4 tackles (3 solo)...The Badgers had just 1 punt blocked in 2004, and none of their 21 FGAs...As a junior, made 3 tackles...Recovered 2 fumbles...His sophomore year, Katula played in all 14 games, making 3 tackles...In 2001, played in the 1st 9 games before suffering a broken arm, which caused him to miss the final 3 games...Was named Wisconsin's special teams player of the week in the season opener against Virginia...Red-shirted in 2000...Was 1st-team All-Conference on offense and 2nd-team on defense his senior year at Catholic Memorial (Waukesha, WI) HS...Majored in political science...Born 8/22/82 in Brookfield, WI...Full name: Matthew Charles Katula.

ROOKIE FREE AGENT HISTORY

The Ravens' personnel department has recruited and signed a number of rookie free agent gems: 2002 NFL Offensive Player of the Year RB Priest Holmes- 1997 (19 starts); C Mike Flynn- 1997 (68 starts); DT Lionel Dalton- 1998 (6 starts); S Anthony Mitchell- 1999 (6 starts); FB Alan Ricard- 2000 (30 starts); TE John Jones (6 starts); CB Alvin Porter- 2001 (5 starts); S Will Demps- 2002 (35 starts); DT Maahe Kemoeatu- 2002 (5 starts); Randy Hymes- 2002 (9 starts) and B.J. Sams- 2004 (1 start). Starts are with the Ravens.

2005 ROOKIE FREE AGENTS

**Chris Kelley****No. 45****Strong Safety****6'2", 204****Maryland****Born: 11/18/81 in Germantown, Md.**

Chris Kelley signed with the Baltimore Ravens on 5/23/05...A former QB who moved to S his junior year...Posted 53 tackles (44 solo), 3 sacks and 1 INT in 2 years as a S...Also completed 17-of-38 passing attempts for 171 yards at Maryland...Slowed by injury in each of his 1st 3 years at the collegiate level but recovered quickly from a knee injury to see action at QB in 2002...Tore the anterior cruciate ligament in his right knee prior to the '02 spring game...Tore the ACL in his left knee after high school and then again prior to fall camp in 2001...Started all 11 games at SS as a senior in 2004...Earned honorable mention All-ACC honors...Tied for 2nd on the team with 85 tackles and 13.5 TFL...Also tied for 2nd in the ACC and for the team lead with 2 FRs...Finished with 12 tackles (6 solo), 2.5 TFLs, 1.5 sacks and a FF against Wake Forest...Saw action in all 13 games as a junior in 2003...Played primarily on special teams, seeing action on kick and punt coverage...Finished the season with 12 tackles (8 solo), a half sack and a PD...Saw action in 11 games as a backup QB as a sophomore in 2002...Completed 17-of-38 passes for 171 yards...Had 7 carries for 24 yards, including a career-long rush of 27 yards in the third quarter against the University of North Carolina...Was also 1-for-3 for 10 yards passing against the Tar Heels...Registered career highs in completions (6) and passing yards (54) on his 5 drives against Florida State, finishing 6-for-11 with 54 yards and 2 INTs...Saw action in 2 games in 2001 as a redshirt freshman, and had 2 carries for 9 yards...Spent the early part of the season rehabilitating a knee injury suffered the year before...Redshirted in 2000 after he tore the ACL in his left knee in the Super 44 All-Star game in the summer of 2000...Graduated in 2000 from Seneca Valley (Germantown, MD) HS...Was named Maryland State Player of the Year by *USA Today* and the Offensive Player of the Year in Maryland by the AP...A 2-time consensus all-state QB...Seneca Valley was 26-0 with him as the starting QB and 39-0 with him in the starting lineup...Earned All-America honors from *SuperPrep*, *PrepStar* and by Max Emfinger...Was rated the No. 1 QB in the Atlantic region by *PrepStar*...Was named the All-Met Offensive Player of the Year by *The Washington Post*...Posted 95 TDs in his 2 seasons as starting QB...As a senior in 1999, he passed for 1,645 yards and 29 TDs in addition to rushing for 1,278 yards and 16 TDs...He passed for 3,657 yards and rushed for 2,111 in his HS career...Born 11/18/81 in Germantown, MD...Full name: Christopher Alan Kelley.

**Rhys Lloyd****No. 16****Kicker****5'11", 231****Minnesota****Born: 6/5/82 in Dover, England**

Rhys Lloyd signed with the Baltimore Ravens on 4/29/05 as a rookie free agent...Has parlayed his background as a soccer player into a successful placekicking career...Triple-threat kicker who has the ability to contribute on FGs, punting and by booting the ball through the end zone on kickoffs...In only 2 seasons, finished 8th in Gopher school history in career FGs with 26 and 8th all-time in career scoring with 180 points...Ranked 3rd all-time at Minnesota in career FG accuracy at 72.2%...Ranked 2nd in school history with 102 career extra point conversions...As a senior, connected on 12-of-18 FGAs and 43-of-47 PATs...Also punted 56 times for an average of 39.8 yards...Had 7 punts of 50 yards or more in 2004...As a junior, was an honorable mention All-Big Ten selection by the coaches, and was the recipient of the team's Bobby Bell Award, which is given to the special teams MVP...Appeared in all 13 games after becoming eligible just prior to the season opener vs. Tulsa (8/30/03)...Hit 59-of-61 PATs and 14-of-18 FGAs for 101 points, which rank 4th all-time in school

2005 ROOKIE FREE AGENTS

history for single-season points...Attended Rochester Community & Technical College (RCTC) in 2001 and 2002...Was an NJCAA All-American...Lloyd is the all-time points leader in NJCAA history...Became the NJCAA all-time record holder for points in a season with 99 in 2002...All-State and All-Conference selection his senior season at Eastview (Apple Valley, MN) HS, where he was also an all-state soccer player...Rhys is the 1st player in Ravens history born in England...Born 6/5/82 in Dover, England...Name is pronounced: Reece...Full name: Rhys John Lloyd.



Tommy Manus

No. 18

Wide Receiver

6'4", 222

Morgan State

Born: 10/10/81 in Dallas, TX

Tommy Manus signed with the Ravens on 4/29/05 as a rookie free agent...Manus, a 2nd-team All-Conference performer and was invited to play in the Las Vegas All Star game as a senior...Led all Morgan State receivers in 2004 with 64 receptions for 658 yards and 6 TDs as a senior...Averaged 59.8 yards receiving per game...Tied a school record by recording 12 receptions against South Carolina State...Finished with a season-high 119 yards on 8 catches against Bethune-Cookman...Also had 9 catches for 66 yards and a TD against Gardner-Webb...Manus was a 2nd-team All-MEAC performer as a junior...Saw action in every game as a junior, finishing as the team's leading receiver with 40 receptions for 578 yards and 4 TD receptions...Collected a season-high 51-yard reception against South Carolina State...Posted a season-high 12 receptions for 146 yards and a TD against Savannah State...Had 6 catches for 127 yards and a TD against Delaware State...Was also used on special teams, returning 4 KO's for 59 yards...Manus was a JUCO All-American at Fort Scott (KS) Community College...Was a 3-sports prep athlete at Spruce (Dallas, TX) HS and finished in 2nd place in the 400m State Finals...Helped lead Spruce to a 23-7 record in 3 years...Ran track and played power forward on Spruce's basketball team and led team to 1st round of the playoffs...He was a 2-time selection to the Coca Cola All-Star Game...Nickname is "Taco" named by his grandmother because that is the only food he would eat as a baby when he got off formula...Born 10/10/81 in Dallas, TX...Full name: Tommy Eugene Manus.



Cash Mouton

No. 27

Cornerback

6'0", 193

Louisiana-Monroe

Born: 11/10/82, in Lafayette, LA

Cash Mouton signed with the Baltimore Ravens on 4/29/05 as a rookie free agent...Was a 4-year starter at CB for the Indians...The biggest and most physical of the Indian CBs, he became a starter midway through freshman year...Mouton recorded 42 tackles, including 25 solo, and 2 INTs his senior year, when he started 10 games...Part of a secondary that allowed only 210.6 passing yards per game...Also tallied a team-high 8 PD, giving him 25 for his career...Led the Indians in PD as a junior with 4, while making 19 tackles (10 solo, 9 assists)...Also had 1 FF and made 1 TFL in 2003...Tallied 3 tackles 4 times that year...Started the final 11 games of his sophomore season at LCB, recording 55 TT, 46 solo, 1 INT and a team-high 7 PD...Made the key play in the win at Arkansas State...With ULM leading 13-7 in the fourth quarter, he intercepted a pass and returned it 55 yards to set up a FG that preserved the victory...In 2001, worked his way into the starting lineup at left CB midway through the season, and started in 6 of last 7 games...His 39 TT (20 solo) were 4th among ULM DBs and his 6 PD were 3rd on the team...Made 55 tackles and 3 INTs as a senior at Carenero (Lafayette, LA) HS...Also played basketball and ran track...Majored in marketing at Louisiana-Monroe...Born 11/10/82 in Lafayette, LA...Full name: Cash Rafael Mouton.

2005 ROOKIE FREE AGENTS

**Matt Sinclair****No. 44****Inside Linebacker****6'1", 244****Illinois****Born: 7/24/82 in St. Louis, MO**

Matt Sinclair signed with the Ravens on 4/29/05 as a rookie free agent...Named the "star of the defense" by *CollegeFootballNews.com*...Career stats include 45 games, 278 TT with 154 solo...Had 18 TFL (-98 yards) and 10 sacks (-76 yards) plus 9 QB hurries...Had 9 career games with 10 or more tackles...Illinois' leader in tackles with 87 in 2004, averaging 7.9 tackles per game (ranked 11th in Big Ten)...Led team in tackles for 2nd straight season...Led team with 4 sacks...Tied for team lead with 10 tackles at Wisconsin, along with 1 PD and 1 QBH...Had a season-high 13 tackles and led team vs. Western Michigan...Posted 8 tackles and 1 TFL vs. UCLA...Led Illini with 8 tackles, 2 TFL, 1 sack and 1 QBH vs. Florida A&M...Earned Honorable Mention All-Big Ten honors (2003) as a junior LB...First on team in tackles with 129...Started every game at LB...Posted 4 sacks...Led the Big Ten in tackles during conference games with 98 and finished 3rd overall...Set a career high in tackles with 21 vs. Wisconsin...Had double-digits in tackles each of the final 4 games and 6 times overall...Led the team in tackles 3 times...Rushed for 5 yards and a 1st down on a fake punt vs. Northwestern...Started final 8 games of the year at LB as a sophomore in 2002...Finished the season 4th in tackles with 56, including 5 TFL...Had 8 tackles, 2 TFL and 1 sack in the season finale vs. Northwestern...Had 11 tackles and 2 TFL against Michigan...Saw time at LB in 2001 and as a member of the special teams as a freshman...Played in the final 11 games of the season...Earned 3 football letters at St. Louis University (MO) HS...Honorable mention All-USA team by *USA Today*...Recorded 121 solo tackles, 14 assists, 2 FR and 2 INTs...Averaged 12 tackles per game...Conference Player of the Year...Named the *SuperPrep* Midwest Defensive Player of the Year...*SuperPrep* All-American...St. Louis Post-Dispatch Metro Defensive Player of the Year...*Prep Star* All-American...Recorded 25 catches for 530 yards as a TE...Ended his career 2nd on SLUH career tackles list...Helped lead team to 2 district championships...Selected to play in the Missouri Lions All-Star Game...Team reached 5A state semifinals as a junior...Also earned 3 letters in basketball...Majored in speech communication...Involved in mentoring program for young children at Illinois...Served as secretary for SLUH Cultural Enrichment Program and as a Student Ambassador...Did not play organized football until HS...Scholar-athlete finalist 4 consecutive years and was on the honor roll every semester of HS...Born 7/24/82 in St. Louis, MO...Full name: Matthew Christopher Sinclair.

**Tyson Smith****No. 41****Linebacker****6'2", 237****Iowa State****Born: 10/9/81 in Des Moines, IA**

Tyson Smith signed with the Baltimore Ravens on 4/29/05 as a rookie free agent...Athletic and effective pass rusher, he came back to play in 2004 after suffering a season-ending leg fracture in 2003...A DE for the Cyclones, Tyson was a 4-year starter and finished his career with 225 tackles and 12.5 sacks...All-Big 12 Honorable Mention (AP) as a senior...Only Iowa State football player to appear in 4 Bowl games...Switched from DE to LB prior to spring drills, but moved back to his former position early in the 2004 season...Led Iowa State in TFL (12) and sacks (5.5) that year...Also recorded an INT...Came back from a knee sprain after missing 2 games and registered 7 tackles against Missouri...Had 6 TT, including 3 TFL, in game against Kansas, and added 2 sacks...Had 9 tackles, 1 sack and 1 FF at Baylor...Picked off the 1st pass of his career at Colorado...Led Iowa State defense with 8 TT against Texas A&M, including 2 TFL...Added 4 TTs against Northern Illinois...Had 2 sacks against Iowa and earned team defensive co-MVP honors for the week...In 2003, had 8 tackles in the

2005 ROOKIE FREE AGENTS

season opener against Northern Iowa before suffering a season-ending leg fracture...Played in all 14 games in 2002 and finished the season with 104 tackles (75 solo), 11 TFL, 6 sacks and 22 QB hurries...Forced 1 fumble at Colorado and had a career-high 14 tackles (10 solo) and 2 sacks at Oklahoma...Against No. 3 Florida State, Tyson started the season with 6 TTs (4 solo), 3 QB pressures and 1 sack...Started all 11 games at RDE as a junior...Finished with 4 TFL, 1 sack, 1 PD and 13 QB hurries...Notched 5 TTs and helped the Iowa State defense hold Alabama to 150 yards rushing in the Independence Bowl...Also saw extensive action on special teams in 2001...Played football, basketball and ran track at Dowling Catholic (West Des Moines, IA) HS...First-team All-State pick as a senior...Named to the *Des Moines Register's* 1999 Elite Team...Had 56 tackles, 16 sacks, 2 TFL, 2 FFs and a TD that year...Also team MVP...Averaged 12 points and 10 rebounds for the basketball team...Ran the 4x100 meter and 4x200 meter relays...Majored in journalism and mass communications at Iowa State...Born 10/9/81 in Des Moines, IA...Full name: Tyson Catrell Smith.



Curtis Williams

No. 17

Wide Receiver

6'2", 204

Maryland

Born: 4/26/82 in Huntington Station, NY

Curtis Williams signed with the Ravens on 4/29/05 as a rookie free agent...A multi-talented player who played S, LB and WR while at Maryland...Also excelled on special teams where he blocked 4 punts and 1 FGA in his career...A big receiver with good hands...Saw action in 44 career games with the Terps...Played in all 11 games as a senior and finished the season with 4 tackles and 1 blocked punt...Partially blocked a punt in the second quarter of the Northern Illinois game...Played in all 13 games as a junior, with the bulk of his work coming on special teams...Had 2 of the Terps' 3 blocked kicks on the season...Had 1 reception for 16 yards...Blocked a punt in the fourth quarter against West Virginia, and finished the game with 3 tackles...Recorded his 1st-career INT (which he returned 35 yards) against the Citadel...Blocked a 43-yard FGA with 1 second left in the fourth quarter, forcing the game into OT against Northern Illinois University...Also had 1 solo tackle on special teams...Saw action in 12 games as a sophomore, working primarily on special teams...Recorded 8 tackles (6 solo), 1 INT and 1 PD...Recorded his 1st-career INT (returned for 7 yards) against Eastern Michigan...Also registered a PD and assisted tackle...Appeared in 8 regular season games and the Orange Bowl as a redshirt freshman...Posted 8 tackles (5 solo) and had 1 FR...Recovered a fumble on a Duke KO return to set up the Terps' 3rd TD of the game...Made the biggest play of his career with a blocked punt in the second quarter to lead to a Maryland TD against Virginia...Blocked punt also broke the game open and gave Maryland a 24-7 advantage at the half...Redshirt season in 2001...Was an All-State selection as a senior at Huntington (Huntington Station, NY) HS, after accounting for 2,186 all-purpose yards and scoring 20 TDs...As a CB, he totaled 71 tackles (52 solo), 8 INTs and 23 PD...As a tailback, he rushed 110 times for 1,262 yards (11.5 average)...In addition to being named All-State, he also was selected All-Long Island, All-Suffolk County and All-Division III...He was a finalist for the Hansen Award in Suffolk County...Born 4/26/82...Full name: Curtis Antaunn Williams.



RB/RS B.J. Sams, who was a RFA in 2004, set a Ravens record with 1,826 total return yards last season.

<

S Will Demps, who was a RFA in 2002, enters 2005 with 214 career tackles, 26 PD, 4 INTs and 3.5 sacks.

>



2005 BALTIMORE RAVENS ALPHABETICAL ROSTER

No.	Name	Pos.	Ht.	Wt.	Birthdate	Exp.	College	Hometown
43	Abiamir, Rob	TE	6-2	240	12/21/82	R	Maryland	Handalstown, MD
12	Abney, Derek	WR/RS	5-9	180	12/19/80	2	Kentucky	Schofield, WI
38	Allford, Bill	CB	5-9	180	10/30/81	R	Vanderbilt	Brunswick, GA
14	Anderson, Derek	QB	6-6	245	6/15/83	R	Oregon State	Scappoose, OR
7	Boller, Kyle	QB	6-3	220	6/17/81	3	California	Newhall, CA
60	Brown, Jason	OL	6-3	320	5/5/83	R	North Carolina	Henderson, NC
73	Brown, Lester	T	6-4	304	10/18/82	R	Louisiana Tech	Compton, CA
77	Brown, Orlando	T	6-7	360	12/12/70	10	South Carolina State	Washington, DC
25	Burnell, Keith	RB	5-11	230	1/7/75	1	Delaware	Chesapeake, VA
26	Carlyle, Calvin	DB	5-11	186	9/12/79	1	Oregon State	Los Angeles, CA
24	Carter, Dale	CB	6-1	194	11/28/69	12	Tennessee	Covington, GA
65	Caylor, Drew	C/LS	6-5	291	9/12/79	1	Stanford	Bethesda, MD
66	Clay, Joe	DT	6-1	270	11/26/81	R	Houston	San Angelo, TX
89	Clayton, Mark	WR	5-10	195	7/2/82	R	Oklahoma	Arlington, TX
53	Cody, Dan	OLB	6-5	255	12/1/81	R	Oklahoma	Ada, OK
72	Curry, Walter	DL	6-4	275	6/18/81	R	Albany State	Crescent City, FL
81	Darling, Devard	WR	6-1	215	4/16/82	2	Washington State	Houston, TX
47	Demps, Will	S	6-0	205	11/7/79	4	San Diego State	Palmdale, CA
87	Dinkins, Darnell	TE	6-2	255	1/20/77	4	Pittsburgh	Pittsburgh, PA
8	Durant, Darian	QB	5-11	225	8/19/82	R	North Carolina	Florence, SC
93	Edwards, Dwan	DT	6-3	315	5/16/81	2	Oregon State	Columbus, MT
67	Ellington, Dante	T	6-6	354	2/29/80	1	Alabama	Leighton, AL
62	Flynn, Mike	C	6-3	305	6/15/74	8	Maine	Springfield, MA
91	Franklin, Aubrayo	DT	6-1	320	8/27/80	3	Tennessee	Johnson City, TN
61	Gibson, Gary	DT	6-3	294	5/5/82	R	Rutgers	Jamesville, NY
99	Goodpaster, Patrick	DE	6-2	280	3/15/82	R	Colorado State	Carson, CA
33	Green, Justin	FB	5-11	251	4/30/82	R	Montana	San Diego, CA
54	Green, Roderick	LB	6-2	245	4/26/82	2	Central Missouri State	Brenham, TX
97	Gregg, Kelly	DT	6-0	310	11/1/76	6	Oklahoma	Edmond, OK
74	Hawkins, Phil	G	6-4	325	2/28/82	R	Houston	Chicago, IL
96	Heap, Todd	TE	6-5	252	3/18/80	5	Arizona State	Mesa, AZ
76	Hilliard, Cedric	DT	6-2	307	11/19/80	1	Noire Dame	Arlington, TX
80	Hymes, Randy	WR	6-3	211	8/7/79	4	Grambling	Hitchcock, TX
95	Johnson, Jarret	DE	6-3	285	8/14/81	3	Alabama	Chieffland, FL
28	Johnson, Jarvis	S	5-10	195	11/22/82	R	Urgers	Miami, FL
11	Johnson, Patrick	WR	5-10	196	8/10/76	7	Oregon	Redlands, CA
82	Jones, Terry	TE	6-3	250	12/3/79	4	Alabama	Tuscaloosa, AL
70	Katula, Matt	LS	6-6	272	8/22/82	R	Wisconsin	Brookfield, WI
45	Kelley, Chris	S	6-2	204	11/18/81	R	Maryland	Germantown, MD
92	Kernoatu, Maake	DT	6-5	350	1/10/79	4	Utah	Kahuku, HI
31	Lewis, Jamal	RB	5-11	245	8/29/79	6	Tennessee	Atlanta, GA
52	Lewis, Ray	LB	6-1	245	5/15/75	10	Miami	Lakeland, FL
16	Lloyd, Rhys	K	5-11	231	6/5/82	R	Minnesota	Dover, England
59	Maese, Joe	LS	6-0	245	12/2/78	5	New Mexico	Phoenix, AZ
18	Manus, Tommy	WR	6-4	222	10/10/81	R	Morgan St.	Dallas, TX
85	Mason, Derrick	WR	5-10	192	1/17/74	9	Michigan State	Detroit, MI
21	McAlister, Chris	CB	6-1	206	6/14/77	7	Arizona	Pasadena, CA
84	Moore, Clarence	WR	6-6	220	9/24/82	2	Northern Arizona	Buena Park, CA
27	Mouton, Cash	CB	6-0	193	11/10/82	R	Louisiana-Monroe	Lafayette, LA
34	Mughelli, Ovie	FB	6-1	255	6/10/80	3	Wake Forest	Charleston, SC
64	Mullitalo, Edwin	G	6-3	345	9/1/74	7	Arizona	Daly City, CA
56	Nelson, Jim	LB	6-1	230	4/16/75	7	Penn State	Waldorf, MD
42	Norton, Zach	CB	5-11	183	11/19/81	2	Cincinnati	Lloyd, FL
75	Ogden, Jonathan	T	6-9	345	7/31/74	10	UCLA	Washington, DC
71	Ogden, Marques	OL	6-5	396	11/15/80	2	Howard	Washington, DC
6	Ohliger, Jesse	P	6-4	224	10/23/80	1	Murray State	Wilmington, DE
79	Pashos, Tony	T	6-6	320	8/3/80	3	Illinois	Lock Port, IL
50	Polley, Tommy	LB	6-3	230	1/18/78	5	Florida State	Baltimore, MD
35	Redmon, Tellis	RB	5-10	210	12/19/78	1	Minnesota	Fort Worth, TX
20	Reed, Ed	S	5-11	200	9/1/78	4	Miami	St. Rose, LA
39	Ricard, Alan	FB	5-11	237	1/17/77	5	Northeast Louisiana	Amite, LA
69	Rimpl, Brian	G	6-5	319	2/11/81	2	East Carolina	Raleigh, NC
22	Rolle, Samari	CB	6-0	175	8/10/76	8	Florida State	Miami, FL
36	Sams, B.J.	RB/RS	5-10	185	10/29/80	2	McNeese State	Mandeville, LA
37	Sanders, Deion	CB	6-1	198	8/9/67	14	Florida State	Fort Myers, FL
57	Scott, Bart	LB	6-2	240	8/18/80	4	Southern Illinois	Detroit, MI
44	Sinclair, Matt	ILB	6-1	244	7/24/82	R	Illinois	St. Louis, MO
51	Smith, Mike	LB	6-1	235	9/2/81	R	Texas Tech	Lubbock, TX
32	Smith, Musa	RB	6-0	232	5/31/82	3	Georgia	West Perry, PA
88	Smith, Trent	TE	6-5	245	9/15/79	3	Oklahoma	Clinton, OK
41	Smith, Tyson	ILB	6-2	237	10/9/81	R	Iowa St.	Des Moines, IA
13	Stamps, Fred	WR	6-1	180	12/10/80	1	Louisiana-Lafayette	New Orleans, LA
3	Stover, Matt	K	5-11	178	12/27/68	16	Louisiana Tech	Dallas, TX
55	Suggs, Terrell	LB/DE	6-3	260	10/11/82	3	Arizona State	Chandler, AZ
63	Szalai, Thatcher	C	6-4	303	1/18/79	2	Montana	Whitefish, MT
29	Taylor, Chester	RB	5-11	213	9/22/79	4	Toledo	River Rouge, MI
78	Terry, Adam	T	6-8	330	9/1/82	R	Syracuse	Queensbury, NY
96	Thomas, Adalius	LB	6-2	270	8/18/77	6	Southham Mississippi	Equality, AL
68	Vincent, Keydrick	G	6-5	325	4/13/78	5	Mississippi	Bartow, FL
98	Weaver, Anthony	DE	6-3	280	7/28/80	4	Notre Dame	Saratoga Springs, NY
83	Wilcox, Daniel	TE	6-1	245	3/23/77	3	Appalachian State	Atlanta, GA
49	Williams, Chad	S	5-9	207	1/22/79	4	Southern Mississippi	Birmingham, AL
17	Williams, Curtis	WR	6-2	204	4/26/82	R	Maryland	Huntington Station, NY
23	Winborne, Jamaine	DB	5-10	202	12/26/80	1	Virginia	Chesapeake, VA
2	Wright, Anthony	QB	6-1	215	2/14/76	7	South Carolina	Vanceboro, NC
15	Zastudil, Dave	P	6-3	215	10/26/78	4	Ohio University	Bay Village, OH
94	Zielinski, Matt	DT	6-2	302	12/2/80	2	Duke	Amherst, NY

2005 BALTIMORE RAVENS NUMERICAL ROSTER

No.	Name	Pos.	Ht.	Wt.	Age	Exp.	College	How Acquired	GP/GS/DNP/INA
2	Wright, Anthony	QB	6-1	215	29	7	South Carolina	FA '02	0/0/0/7
3	Stover, Matt	K	5-11	178	37	16	Louisiana Tech	PB (NYG) '91	16/0/0/0
6	Ohliger, Jesse	P	6-4	224	24	1	Murray State	FA '05	0/0/0/0
7	Boller, Kyle	QB	6-3	220	23	3	California	D1b '03	16/16/0/0
8	Durant, Darian	WR	5-11	225	22	R	North Carolina	FA '05	0/0/0/0
11	Johnson, Patrick	WR	5-10	196	28	7	Oregon	FA '05	0/0/0/2
12	Abney, Derek	WR/RS	5-9	182	24	2	Kentucky	D7a '04	0/0/0/0
13	Stamps, Fred	WR	6-1	180	24	1	Louisiana-Lafayette	FA '04	0/0/0/0
14	Anderson, Derek	QB	6-6	245	21	R	Oregon State	D6 '05	0/0/0/0
15	Zastudil, Dave	P	6-3	215	26	4	Ohio University	D4a '02	13/0/0/0
16	Lloyd, Rhys	K	5-11	231	22	R	Minnesota	FA '05	0/0/0/0
17	Williams, Curtis	WR	6-2	204	23	R	Maryland	FA '05	0/0/0/0
18	Manus, Tommy	WR	6-4	222	23	R	Morgan St.	FA '05	0/0/0/0
20	Reed, Ed	S	5-11	200	26	4	Miami	D1 '02	16/16/0/0
21	McAlister, Chris	CB	6-1	206	27	7	Arizona	D1 '99	15/14/0/1
22	Rolle, Samari	CB	6-0	175	28	8	Florida State	FA '05	11/11/1/4
23	Winborne, Jamaime	DB	5-10	202	24	1	Virginia	FA '04	0/0/0/0
24	Carter, Dale	CB	6-1	194	35	12	Tennessee	FA '04	0/0/0/0
25	Burnell, Keith	RB	5-11	213	26	1	Delaware	FA '05	0/0/0/0
26	Carlyle, Calvin	DB	5-11	186	25	1	Oregon State	FA '04	0/0/0/0
27	Mouton, Cash	CB	6-0	193	22	R	Louisiana - Monroe	FA '05	0/0/0/0
28	Johnson, Jarvis	S	5-10	195	22	R	Rutgers	FA '05	0/0/0/0
29	Taylor, Chester	RB	5-11	213	25	4	Toledo	D6c '02	16/4/0/0
31	Lewis, Jamal	RB	5-11	245	25	6	Tennessee	D1a '00	12/12/2/0
32	Smith, Musa	RB	6-0	232	22	3	Georgia	D3 '03	9/0/0/1
33	Green, Justin	FB	5-11	251	23	R	Montana	D5 '05	0/0/0/0
34	Mughelli, Ovie	FB	6-1	255	24	3	Wake Forest	D4b '03	3/0/6/0
35	Redmon, Tellis	RB	5-10	210	26	1	Minnesota	FA '04	0/0/0/0
36	Sams, B.J.	RB/RS	5-10	185	24	2	McNeese State	FA '04	16/1/0/0
37	Sanders, Deion	CB	6-1	198	38	14	Florida State	FA '04	9/2/0/7
38	Allord, Bill	CB	5-9	180	28	R	Vanderbilt	FA '05	0/0/0/0
39	Ricard, Alan	FB	5-2	237	28	5	Northest Louisiana	FA '00	16/9/0/0
41	Smith, Tyson	ILB	6-2	237	23	R	Iowa St.	FA '05	0/0/0/0
42	Norton, Zach	CB	5-11	183	23	2	Cincinnati	FA '04	0/0/0/0
43	Abiamiri, Rob	TE	6-2	240	22	R	Maryland	FA '05	0/0/0/0
44	Sinclair, Matt	ILB	6-1	244	22	R	Illinois	FA '05	0/0/0/0
45	Kelley, Chris	S	6-2	204	23	R	Maryland	FA '05	0/0/0/0
47	Demps, Will	S	6-0	205	25	4	San Diego State	FA '02	16/16/0/0
49	Williams, Chad	S	5-9	207	26	4	Southern Mississippi	D6d '02	16/1/0/0
50	Polley, Tommy	LB	6-3	230	27	5	Florida State	UFA (SIL) '05	15/13/1/0
51	Smith, Mike	LB	6-1	235	23	R	Texas Tech	D7 '05	0/0/0/0
52	Lewis, Ray	LB	6-1	245	29	10	Miami	D1b '96	15/15/0/1
53	Cody, Dan	OLB	6-5	255	23	R	Oklahoma	D2 '05	0/0/0/0
54	Green, Roderick	LB	6-2	245	23	2	Central Missouri State	D5 '04	9/0/0/7
55	Suggs, Terrell	LB/DE	6-3	260	22	3	Arizona State	D1a '03	16/16/0/0
56	Nelson, Jim	LB	6-1	230	30	7	Penn State	FA '05	15/1/0/0
57	Scott, Bart	LB	6-2	240	24	4	Southern Illinois	FA '02	13/0/0/3
59	Maese, Joe	LS	6-0	245	26	5	New Mexico	D6 '01	15/0/0/1
60	Brown, Jason	OL	6-3	320	21	R	North Carolina	D4 '05	0/0/0/0
61	Gibson, Gary	DT	6-3	294	22	R	Rutgers	FA '05	0/0/0/0
62	Flynn, Mike	C	6-3	305	30	8	Maine	FA '97	9/5/1/6
63	Szalai, Thatcher	C	6-4	303	26	2	Montana	FA '04	0/0/0/0
64	Mullitalo, Edwin	G	6-3	345	30	7	Arizona	D4b '99	15/15/0/1
65	Caylor, Drew	C/L/S	6-5	280	25	1	Stanford	FA '04	0/0/0/0
66	Clay, Joe	DT	6-1	270	23	R	Houston	FA '05	0/0/0/0
67	Ellington, Dante	T	6-6	354	25	1	Alabama	FA '05	0/0/0/0
68	Vincent, Keydrick	G	6-2	325	27	1	Mississippi	UFA (PI) '05	16/16/0/0
69	Rimpf, Brian	G	6-5	319	23	2	East Carolina	D7b '04	1/0/0/2
70	Katula, Matt	LS	6-6	272	22	R	Wisconsin	FA '05	0/0/0/0
71	Ogden, Marques	OL	6-5	336	24	2	Howard	FA '04	0/0/0/0
72	Curry, Walter	DL	6-4	275	23	R	Albany State	FA '05	0/0/0/0
73	Brown, Lester	T	6-4	304	22	R	Louisiana Tech	FA '05	0/0/0/0
74	Hawkins, Phil	G	6-4	325	23	R	Houston	FA '05	0/0/0/0
75	Ogden, Jonathan	T	6-9	345	30	10	UCLA	D1a '96	12/12/0/4
76	Hilliard, Cedric	DT	6-2	307	24	1	Notre Dame	FA '05	0/0/0/0
77	Brown, Orlando	T	6-7	360	34	10	South Carolina State	FA '03	14/13/0/2
78	Terry, Adam	T	6-8	330	22	R	Syracuse	D2b '05	0/0/0/0
79	Pashos, Tony	T	6-6	320	24	3	Illinois	D5b '03	6/0/0/10
80	Hymes, Randy	WR	6-3	211	25	4	Grambling	FA '02	14/7/2/0
81	Darling, Devard	WR	6-1	215	23	2	Washington State	D3 '04	3/0/0/3
82	Jones, Terry	TE	6-3	260	25	4	Alabama	D5 '02	15/10/0/1
83	Wilcox, Daniel	TE	6-1	245	28	3	Appalachian State	FA '04	16/5/0/0
84	Moore, Clarence	WR	6-5	220	22	2	Northern Arizona	D6 '04	15/6/0/3
85	Mason, Derrick	WR	5-10	192	31	9	Michigan State	FA '05	16/16/0/0
86	Heap, Todd	TE	6-5	252	25	5	Arizona State	D1 '01	6/5/0/10
87	Dinkins, Darrell	TE	6-2	255	28	4	Pittsburgh	FA '04	10/4/0/0
88	Smith, Trent	TE	6-5	245	23	3	Oklahoma	D7a '03	0/0/0/0
89	Clayton, Mark	WR	5-10	195	22	R	Oklahoma	D1 '05	0/0/0/0
91	Franklin, Aubrayo	DT	6-1	320	24	3	Tennessee	D5a '03	6/0/0/10
92	Kemoesatu, Maaake	DT	6-5	350	26	4	Utah	FA '02	14/3/0/2
93	Edwards, Dwan	DT	6-3	315	23	2	Oregon State	D2 '04	4/0/0/12
94	Zielinski, Matt	DT	6-2	302	24	2	Duke	FA '04	0/0/0/0
95	Johnson, Jarret	DE	6-3	285	23	3	Alabama	D4a '03	16/0/0/0
96	Thomas, Adalius	LB	6-2	270	27	6	Southern Mississippi	D6a '00	16/16/0/0
97	Gregg, Kelly	DT	6-0	310	28	6	Oklahoma	FA '00	14/14/0/2
98	Weaver, Anthony	DE	6-3	280	24	4	Notre Dame	D2 '02	16/15/0/0
99	Goodpaster, Patrick	DE	6-2	280	23	R	Colorado State	FA '05	0/0/0/0

GOOD LUCK RAVENS!



Your
Ravens
Broadcast
Partners.



RAVENS PRE-SEASON




www.WBbaltimore.com

www.FOXbaltimore.com

RAY
LEWIS



TODD
HEAP



2004 STATISTICS

2004 REVIEW

RESULTS AND ATTENDANCE

WON 9, LOST 7				
09/12	L	3-20	at Cleveland	73,068
09/19	W	30-13	Pittsburgh	69,859
09/26	W	23-9	at Cincinnati	65,575
10/04	L	24-27	Kansas City	69,827
10/10	W	17-10	at Washington	90,287
10/17	BYE			
10/24	W	20-6	Buffalo	69,809
10/31	L	10-15	at Philadelphia	67,715
11/07	W	27-13	Cleveland	69,781
11/14	W	20-17 OT	at New York Jets	77,826
11/21	W	30-10	Dallas	69,924
11/28	L	3-24	at New England	68,756
12/05	L	26-27	Cincinnati	69,695
12/12	W	37-14	New York Giants	69,856
12/19	L	10-20	at Indianapolis	57,240
12/26	L	7-20	at Pittsburgh	64,227
01/02	W	30-23	Miami	69,843

SCORE BY PERIODS	1	2	3	4	OT	PTS
TEAM	63	89	75	87	3	317
Opponents	46	59	57	106	0	268

TEAM STATISTICS

	RAVENS	OPPONENT				
TOTAL FIRST DOWNS	260	273				
Rushing	103	88				
Passing	135	158				
Penalty	22	27				
3rd Down: Made/Att	81/231	75/218				
3rd Down Pct.	35.1	34.4				
4th Down: Made/Att	4/15	2/8				
4th Down Pct.	26.7	25.0				
POSSESSION AVG.	29:36	30:24				
TOTAL NET YARDS	4375	4803				
Avg. Per Game	273.4	300.2				
Total Plays	991	1009				
Avg. Per Play	4.4	4.8				
NET YARDS RUSHING	2063	1681				
Avg. Per Game	128.9	105.1				
Total Rushes	491	469				
NET YARDS PASSING	2312	3122				
Avg. Per Game	144.5	195.1				
Sacked/Yards Lost	35/247	39/264				
Gross Yards	2559	3386				
Att./Completions	465/258	501/276				
Completion Pct.	55.5	55.1				
Had Intercepted	11	21				
PUNTS/AVERAGE	97/40.6	94/40.1				
NET PUNTING AVG.	97/34.6	94/33.1				
PENALTIES/YARDS	94/894	101/798				
FUMBLES/BALL LOST	26/12	23/13				
TOUCHDOWNS	33	27				
Rushing	11	9				
Passing	13	14				
Returns	9	4				
RUSHING	NO	YDS	AVG	LG	TD	
J. Lewis	235	1006	4.3	75t	7	
C. Taylor	160	714	4.5	47	2	
Boller	53	189	3.6	19	1	
White	LG	27	82	3.0	16	0
White	TM	14	62	4.4	16	0
M. Smith		12	48	4.0	13	0
Ricard		10	36	3.6	14	0
Sams		4	19	4.8	8	1
K. Johnson		1	0	0.0	0	0
Stewart		1	-1	-1.0	-1	0
Sanders		1	-10	-10.0	-10	0
TEAM	491	2063	4.2	75t	11	
Opponents	469	1681	3.6	35t	9	

SCORING

	TD	RU	PA	RT	K/PAT	FG	S	PTS
Stover	0	0	0	0	30/30	29/32	0	117
J. Lewis	7	7	0	0			0	42
Moore	4	0	4	0			0	26
Heap	3	0	3	0			0	18
Sams	3	1	0	2			0	18
Hymes	2	0	2	0			0	12
McAlister	2	0	0	2			0	12
Reed	2	0	0	2			0	12
C. Taylor	2	2	0	0			0	12
Boller	1	1	0	0			0	6
Dinkins	1	0	1	0			0	6
J. Johnson	1	0	0	1			0	6
K. Johnson	1	0	1	0			0	6
Jones	1	0	1	0			0	6
Sanders	1	0	0	1			0	6
Wilcox	1	0	1	0			0	6
Williams	1	0	0	1			0	6
TEAM	33	11	13	9	30/30	29/32	0	317
Opponents	27	9	14	4	24/24	26/31	1	268

RECEIVING

	NO	YDS	AVG	LG	TD	
K. Johnson	35	373	10.7	35	1	
T. Taylor	34	421	12.4	47	0	
C. Taylor	30	184	6.1	23	0	
Heap	27	303	11.2	37	3	
Hymes	26	323	12.4	57t	2	
Wilcox	25	219	8.8	20	1	
Moore	24	293	12.2	52	4	
Jones	20	152	7.6	19	1	
Ricard	11	39	3.5	8	0	
J. Lewis	10	116	11.6	46	0	
Dinkins	9	94	10.4	18	1	
White	LG	6	21	3.5	12	0
White	TM	2	4	2.0	6	0
M. Smith	2	31	15.5	25	0	
Darling	2	5	2.5	4	0	
Sams	1	2	2.0	2	0	
TEAM	258	2559	9.9	57t	13	
Opponents	276	3386	12.3	76t	14	

INTERCEPTIONS

	NO	YDS	AVG	LG	TD
Reed	9	358	39.8	106t	1
Williams	3	156	52.0	94	1
Sanders	3	87	29.0	48t	1
McAlister	1	51	51.0	51t	1
Baxter	1	33	33.0	33	0
Thomas	1	8	8.0	8	0
J. Johnson	1	6	6.0	6t	1
Weaver	1	1	1.0	1	0
Demps	1	0	0.0	0	0
TEAM	21	700	33.3	106t	5
Opponents	11	172	15.6	71	0

PUNTING

	NO	YDS	AVG	Net	TB	In	LG	Blk	
Zastudil	73	2948	40.4	34.6	12	26	61	0	
Murphy	TM	18	777	43.2	36.6	2	6	54	0
Stewart	5	177	35.4	31.2	0	2	42	0	
Stover	1	33	33.0	13.0	1	0	33	0	
TEAM	97	3935	40.6	34.6	15	34	61	0	
Opponents	94	3767	40.1	33.1	2	24	59	0	

PUNT RETURNS

	Ret	FC	YDS	AVG	LG	TD
Sams	55	12	575	10.5	78t	2
Sanders	5	0	41	8.2	23	0
TEAM	60	12	616	10.3	78t	2
Opponents	36	21	281	7.8	18	0

KICKOFF RETURNS

	NO	YDS	AVG	LG	TD	
Sams	59	1251	21.2	64	0	
White	LG	4	99	24.8	44	0
Dinkins		1	7	7.0	7	0
J. Johnson		1	6	6.0	6	0
TEAM	61	1264	20.7	64	0	
Opponents	65	1509	23.2	95t	2	

2004 STATISTICS

FIELD GOALS	1-19	20-29	30-39	40-49	50+
Stover	2/2	9/9	7/8	9/10	2/3
TEAM	2/2	9/9	7/8	9/10	2/3
Opponents	1/1	13/13	3/4	8/10	1/3

SACKS: Suggs 10.5, Thomas 8.0, Douglas 5.5, Weaver 4.0, Demps 2.5, Baxter 2.0, Reed 2.0, Williams 2.0, Gregg 1.5, R. Lewis 1.0, **TEAM 39.0**, Opponents 35.0

Stover:
(42G)(35G,27G,34G)(21G)(50G)(33G)(24G,50N,19G)(44G)(44G,39G,43G,36G)(24G,42G)(50G)(22G)(20G,22G,38G,45G)(46G,44G,27G)(42G,31B)(44N)(25G,19G,33G)

Opponents:
(37G,25G)(48N)(29G,47G,26G)(42G,38G)(26G)(24G,21G)(20G,41G,43G)(50G,29G)(20G)(19G,41N)(28G,40G,48G)(53N,41G,24G)(24G,33G,33N)(23G,40G)(53N)

2-Pt. Conversions: Moore. **TEAM 1-3**, Opponents 1-3

PASSING	ATT	COMP	YARDS	COMP%	YDS/ATT	TD	TD%	INT	INT%	LG	SACK/LOST	RATING
Boller	464	258	2559	55.6	5.52	13	2.8	11	2.4	57t	35/247	70.9
Hymes	1	0	0	0.0	0.00	0	0.0	0	0.0	0	0/0	39.6
TEAM	465	258	2559	55.5	5.50	13	2.8	11	2.4	57t	35/247	70.7
Opponents	501	276	3386	55.1	6.76	14	2.8	21	4.2	76t	39/264	68.0

2004 USUAL STARTING LINEUPS - Head Coach: Brian Billick

OFFENSE

WR 89	Travis Taylor
LT 75	Jonathan Ogden
LG 64	Edwin Mulitalo
C 62	Casey Rabach
RG 66	Bennie Anderson
RT 78	Orlando Brown
TE 86	Todd Heap/82 Terry Jones
WR 80	Randy Hymes
QB 7	Kyle Boller
RB 31	Jamal Lewis
FB 39	Alan Ricard

DEFENSE

DE 98	Anthony Weaver
NT 97	Kelly Gregg
DE 94	Marques Douglas
LOLB 55	Terrell Suggs
LILB 56	Edgerton Hartwell
RILB 52	Ray Lewis
ROLB 96	Adalius Thomas
LCB 21	Chris McAlister
RCB 28	Gary Baxter
SS 20	Ed Reed
FS 47	Will Demps

2004 RAVENS HONOR ROLL

Pro Bowl: LB Ray Lewis (starter), CB Chris McAlister (starter), T Jonathan Ogden (starter), S Ed Reed (starter), LB Terrell Suggs

AP Defensive Player of the Year: S Ed Reed

All-Pro: LB Ray Lewis (AP-1st team, *Football Digest*-1st team, *Pro Football Weekly*, *Sports Illustrated*, *The Sporting News*), CB Chris McAlister (AP-2nd team, *Football Digest*-1st team, *Pro Football Weekly*), T Jonathan Ogden (AP-2nd team, *Pro Football Weekly*, *Football Digest*-1st team, *Sports Illustrated*, *The Sporting News*), S Ed Reed (AP-1st team, *Football Digest*-2nd team, *Sports Illustrated*, *The Sporting News*)

Pro Football Weekly Defensive Most Valuable Player: S Ed Reed

Pro Football Weekly All-AFC: RB Jamal Lewis, T Jonathan Ogden, LB Ray Lewis, S Ed Reed, LB Adalius Thomas (ST)

Football Digest Defensive Player of the Year: S Ed Reed

Football Digest Assistant Coach of the Year: Defensive Coordinator Mike Nolan

All Community Team Awards: CB Gary Baxter, LB Peter Boulware, DE Marques Douglas, LB Edgerton Hartwell, RB Jamal Lewis, LB Ray Lewis, WR Kevin Johnson, CB Chris McAlister, G Edwin Mulitalo, T Jonathan Ogden, S Ed Reed, WR Travis Taylor, LB Adalius Thomas, K Matt Stover, DE Anthony Weaver

Ravens Nest Lineman of the Year: DT Ma'ake Kemoeatu

Ravens Roost Extra Effort Award: QB Kyle Boller

Ravens Roost Unsung Hero: C/G Casey Rabach

Ed Block Courage Award: T Orlando Brown

2004 DEFENSIVE STATISTICS

FROM COACHES VIDEO

PLAYER	TT	SOLO	AS	SACKS	YDS LOST	INT	PD	FF	FR
Lewis, Ray	200	122	78	1	9	0	3	1	2
Hartwell, Ed	141	83	58	0	0	0	0	1	0
Douglas, Marques	92	47	45	5.5	37.5	0	2	1	0
Gregg, Kelly	89	54	35	1.5	5.5	0	2	1	1
Reed, Ed	89	80	9	2	28	9	17	3	2
Baxter, Gary	86	78	8	2	8	1	14	2	0
Demps, Will	86	72	14	2.5	23.5	1	8	2	2
Thomas, Adalius	80	48	32	8	28	1	5	4	0
Suggs, Terrell	72	48	24	10.5	83.5	0	1	1	2
Weaver, Anthony	61	35	26	4	23	1	5	0	1
Kemoeatu, Maake	48	27	21	0	0	0	0	0	0
McAlister, Chris*	44	38	6	0	0	1	8	0	2
Williams, Chad	32	31	1	2	18	3	6	0	0
Johnson, Jarret	30	17	13	0	0	1	1	0	1
Fuller, Corey	14	13	1	0	0	0	0	0	0
Walls, Ray	12	10	2	0	0	0	2	0	0
Brown, Cornell	10	6	4	0	0	0	0	0	0
Sanders, Deion	9	8	1	0	0	3	7	0	0
Franklin, Aubrayo	7	3	4	0	0	0	1	0	0
Slaughter, T.J.	7	4	3	0	0	0	0	0	0
Scott, Bart	5	3	2	0	0	0	0	0	0
Edwards, Dwan	4	1	3	0	0	0	0	0	0
Green, Roderick	1	1	0	0	0	0	0	0	0
Totals	1219	829	390	39.0	264.0	21	82	16	13

* McAlister recovered an Ed Reed fumble vs. Cin. (12/5) after Reed intercepted a pass

TOP THREE

SOLO	SACKS	FF	FR	PD
122 Ray Lewis	10.5 Terrell Suggs	4 Adalius Thomas	2 5 tied	17 Ed Reed
83 Ed Hartwell	8.0 Adalius Thomas	3 Ed Reed	1 3 tied	14 Gary Baxter
80 Ed Reed	5.5 Marques Douglas	2 2 tied		8 2 tied

2004 SPECIAL TEAMS STATISTICS

PLAYERS	TT	SOLO	AS	FF	FR	BK
Morrow, Harold	21	15	6	0	0	0
Scott, Bart	17	10	7	0	1	0
Thomas, Adalius	16	15	1	0	0	0
Williams, Chad	14	10	4	0	0	0
Brown, Cornell	8	6	2	0	0	0
Slaughter, T.J.	8	7	1	1	0	0
Smith, Musa	8	8	0	0	0	0
Wilcox, Daniel	8	8	0	0	0	0
Fuller, Corey	7	5	2	0	0	0
Taylor, Chester	7	6	1	0	0	0
Walls, Ray	7	5	2	0	1	0
Green, Rod	5	4	1	0	0	0
Demps, Will	4	4	0	0	0	0
Dinkins, Darnell	3	2	1	0	0	0
White, Jamel	3	3	0	0	0	0
Maese, Joe	2	2	0	0	0	0
Mughelli, Ovie	2	2	0	0	0	0
Sams, B.J.	2	2	0	0	0	0
Hartwell, Ed	1	0	1	0	1	0
Richey, Wade	1	1	0	0	0	0
Totals	144	115	29	1	3	0

2004 PRESEASON STATISTICS

RESULTS AND ATTENDANCE

WON 3, LOST 1

08/12	W	24-0	Atlanta	69,299
08/20	L	17-26	at Philadelphia	67,218
08/28	W	17-6	Detroit	69,552
09/02	W	27-17	at New York Giants	75,498

SCORE BY PERIODS	1	2	3	4	OT	PTS
TEAM	17	34	17	17	0	85
Opponents	16	10	10	13	0	49

TEAM STATISTICS RAVENS OPPONENT

TOTAL FIRST DOWNS	67	45
Rushing	24	12
Passing	35	27
Penalty	8	6
3rd Down: Made/Att	24/60	14/55
3rd Down Pct.	40.0	25.5
4th Down: Made/Att	0/2	0/2
4th Down Pct.	0.0	0.0
POSSESSION AVG.	32:47	27:13
TOTAL NET YARDS	1221	1001
Avg. Per Game	305.3	250.3
Total Plays	257	218
Avg. Per Play	4.8	4.6
NET YARDS RUSHING	560	334
Avg. Per Game	140.0	83.5
Total Rushes	135	97
NET YARDS PASSING	661	667
Avg. Per Game	165.3	166.8
Sacked/Yards Lost	9/38	9/74
Gross Yards	699	741
Att./Completions	113/63	112/62
Completion Pct.	55.8	55.4
Had Intercepted	4	5
PUNTS/AVERAGE	23/40.1	26/43.7
NET PUNTING AVG.	23/36.1	26/38.6
PENALTIES/YARDS	25/205	34/255
FUMBLES/BALL LOST	4/2	6/3
TOUCHDOWNS	10	4
Rushing	4	1
Passing	3	2
Returns	3	1

RUSHING	NO	YDS	AVG	LG	TD
C. Taylor	32	216	6.8	84t	2
M. Smith	52	164	3.2	15	1
J. Lewis	22	66	3.0	14	0
Boller	12	51	4.3	19	0
Stewart	8	51	6.4	12	1
Kelly	1	9	9.0	9	0
R. Johnson	1	6	6.0	6	0
Chapman	3	0	0.0	3	0
Harris	4	-3	-7	1	0
TEAM	135	560	4.1	84t	4
Opponents	97	334	3.4	27t	1

PUNTING	NO	YDS	AVG	Net	TB	In	LG	Blk
Zastudil	19	775	40.8	36.3	3	8	55	0
Greathouse	4	148	37.0	35.0	0	1	49	0
TEAM	23	923	40.1	36.1	3	9	55	0
Opponents	26	1135	43.7	38.6	1	6	55	0

SACKS: Kemoeatu 2.0, Green 1.5, Demps 1.0, Scott 1.0, Suggs 1.0, Williams 1.0, Gregg 0.5
 TEAM 9.0, Opponents 9.0
 2-Pt. Conversions: TEAM 0-0, Opponents 0-0

SCORING

	TD	RU	PA	RT	K/PAT	FG	S	PTS
Stover	0	0	0	0	9/9	4/5	0	21
C. Taylor	2	2	0	0			0	12
Wilcox	2	0	2	0			0	12
Demps	1	0	0	1			0	6
K. Johnson	1	0	1	0			0	6
McAlister	1	0	0	1			0	6
M. Smith	1	1	0	0			0	6
Stewart	1	1	0	0			0	6
Weary	1	0	0	1			0	6
Richey	0	0	0	0	1/1	1/2	0	4
TEAM	10	4	3	3	10/10	5/7	0	85
Opponents	4	1	2	1	4/4	7/10	0	49

RECEIVING

	NO	YDS	AVG	LG	TD
K. Johnson	9	110	12.2	34	1
M. Smith	7	97	13.9	58	0
Hymes	7	95	13.6	32	0
Wilcox	7	79	11.3	18	2
Pierce	6	53	8.8	15	0
R. Johnson	5	37	7.4	11	0
C. Taylor	3	49	16.3	35	0
Heap	3	22	7.3	10	0
Mughelli	3	18	6.0	15	0
Devoe	2	28	14.0	15	0
Cl. Moore	2	20	10.0	16	0
Ce. Moore	2	19	9.5	13	0
Ricard	2	8	4.0	4	0
Jones	2	7	3.5	7	0
T. Taylor	1	38	38.0	38	0
Kelly	1	12	12.0	12	0
Darling	1	7	7.0	7	0
TEAM	63	699	11.1	58	3
Opponents	62	741	12.0	81t	2

INTERCEPTIONS

	NO	YDS	AVG	LG	TD
Weary	1	49	49.0	49t	1
Reed	1	27	27.0	27	0
McAlister	1	23	23.0	23t	1
Walls	1	17	17.0	17	0
Sapp	1	0	0.0	0	0
Demps	0	15	---	15t	1
TEAM	5	131	26.2	49t	3
Opponents	4	97	24.3	35	0

PUNT RETURNS

	Ret	FC	YDS	AVG	LG	TD
Frazier	5	3	48	9.6	17	0
Sams	5	0	42	8.4	15	0
Abney	2	0	15	7.5	9	0
Brightful	2	2	7	3.5	5	0
TEAM	14	5	112	8.0	17	0
Opponents	9	5	33	3.7	10	0

KICKOFF RETURNS

	NO	YDS	AVG	LG	TD
Brightful	5	118	23.6	35	0
Kelly	3	47	15.7	18	0
Frazier	2	49	24.5	30	0
Sams	2	42	21.0	26	0
Abney	1	17	17.0	17	0
Devoe	1	5	5.0	5	0
TEAM	14	278	19.9	35	0
Opponents	16	352	22.0	88t	1

FIELD GOALS

	1-19	20-29	30-39	40-49	50+
Stover	0/0	1/1	2/2	1/2	0/0
Richey	0/0	0/0	0/0	0/1	1/1
TEAM	0/0	1/1	2/2	1/3	1/1
Opponents	0/0	3/3	3/4	1/2	0/1

Stover: (38G)(36G,48N)(41G)(29G)
 Richey: (0)(0)(50G,48N)
 TEAM: (38G)(36G,48N)(41G)(29G,50G,48N)
 Opponents: (51N)(27G,32N,37G,35G,23G)
 (43G,37G)(24G,44N)

2004 PRESEASON STATISTICS

PASSING	ATT	COMP	YARDS	COMP%	YDS/ATT	TD	TD%	INT	INT%	LG	SACK/LOST	RATING
Boller	50	30	330	60.0	6.60	2	4.0	1	2.0	38	3/13	84.6
Stewart	32	18	239	56.3	7.47	1	3.1	3	9.4	58	1/2	51.4
Harris	31	15	130	48.4	4.19	0	0.0	0	0.0	16	5/23	59.9
TEAM	113	63	699	55.8	6.19	3	2.7	4	3.5	58	9/38	68.4
Opponents	112	62	741	55.4	6.62	2	1.8	5	4.5	811	9/74	63.1

2004 PRESEASON DEFENSIVE STATISTICS

FROM COACHES VIDEO

PLAYER	TT	SOLO	AS	SACKS	YDS LOST	INT	PD	FF	FR
Scott, Bart	28	19	9	0	0	0	0	0	0
Slaughter, T.J.	24	16	8	0	0	0	2	1	0
Gregg, Kelly	20	17	3	0.5	13	0	0	0	0
Sapp, Gerome	17	13	4	0	0	1	0	0	1
Hartwell, Ed	13	5	8	0	0	0	0	0	0
Edwards, Dwan	13	8	5	0	0	0	0	0	0
Walls, Ray	12	11	1	0	0	1	3	0	0
Lewis, Ray	12	9	3	0	0	0	0	0	0
Williams, Chad	12	11	1	1	0	0	1	0	0
Frazier, Lance	10	8	2	0	0	0	2	1	0
Baxter, Gary	9	8	1	0	0	0	2	0	0
Green, Roderick	8	4	4	1.5	28	0	0	0	0
Barnes, Brandon	8	7	1	0	0	0	0	0	0
Franklin, Aubrayo	8	4	4	0	0	0	0	0	0
Kemoatu, Maahe	8	5	3	2	11	0	1	0	0
Demps, Will	7	7	0	1	9	0	0	0	0
Thomas, Adalius	7	5	2	0	0	0	0	0	0
Suggs, Terrell	7	3	4	1	4	0	1	0	0
Reed, Edward	6	6	0	0	0	1	1	0	0
Johnson, Jarret	6	2	4	0	0	0	0	0	0
Garrett, John	5	2	3	0	0	0	0	0	0
Brown, Cornell	5	3	2	0	0	0	0	0	0
Holman, Rashad	5	4	1	0	0	0	1	1	0
Revill, Dave	4	4	0	0	0	0	0	0	0
Mitchell, Jesse	4	2	2	0	0	0	0	0	0
Weary, Fred	3	2	1	0	0	1	1	0	0
Hunter, Javin	3	2	1	0	0	0	0	0	0
Rager, Brandon	3	1	2	0	0	0	0	0	0
Weaver, Anthony	2	2	0	0	0	0	0	0	0
Massey, Sam	2	1	1	0	0	0	0	0	0
McAlister, Chris	1	1	0	0	0	1	1	0	0
Douglas, Marques	1	1	0	0	0	0	0	0	0
Allmond, Marcell	1	0	1	0	0	0	0	0	0
Goodwin, Douglas	1	1	0	0	0	0	0	0	0
Brightful, Lamont	1	0	1	0	0	0	1	0	0
Totals	276	194	82	7.0	65	5	16	3	1

2004 PRESEASON SPECIAL TEAMS STATISTICS

PLAYERS	TT	SOLO	AS	FF	FR	BK
Revill, Dave	5	3	2	0	0	0
Wilcox, Daniel	4	3	1	0	0	0
Morrow, Harold	4	3	1	0	0	0
Devoe, Todd	3	2	1	0	1	0
Barnes, Brandon	3	3	0	0	0	0
Brown, Cornell	2	1	1	0	0	0
Mughelli, Ovie	2	2	0	0	0	0
Sapp, Gerome	2	2	0	0	0	0
Chapman, Kory	1	1	0	0	0	0
Eller, Nick	1	1	0	0	0	0
Maese, Joe	1	1	0	0	0	0
Garrett, John	1	1	0	0	0	0
Rager, Brandon	1	0	1	0	0	0
Brightful, Lamont	1	1	0	0	0	0
Totals	10	9	1	0	0	0

2004 GAME-BY-GAME OFFENSE

Offense	9/12 @ Cle.	9/19 Pit.	9/26 @ Cin.	10/4 KC	10/10 @ Was.	10/24 Buf.	10/31 @ Phi.	11/7 Cle.	11/14 @ NYJ	11/21 Dal.	11/28 @ NE	12/5 Cin.	12/12 NYG	12/19 @ Ind.	12/26 @ Phi.	1/205 Min.
Points	3	30	23	24	17	20	10	27	20	30	3	26	37	10	7	30
1st Q	0	7	10	3	0	10	3	3	0	0	0	0	3	10	0	7
2nd Q	0	6	7	14	0	7	0	9	7	0	3	3	17	3	0	13
3rd Q	3	7	0	0	14	0	0	0	3	14	0	14	10	0	0	10
4th Q	0	10	6	7	3	3	7	15	7	16	0	6	0	7	0	0
TDs (Ru-P-Ret)	0-0-0	2-0-1	2-1-0	1-1-1	0-0-2	1-0-1	0-1-0	1-0-1	0-2-0	1-2-1	0-0-0	1-0-1	0-4-0	0-1-0	1-0-0	1-1-1
PATs (M/A)	0/0	3/3	2/2*	3/3	2/2	2/2	1/1	1/1*	2/2	3/3*	0/0	2/2	4/4	1/1	1/1	3/3
FGs (M/A)	1/1	3/3	1/1	1/1	1/1	2/3	1/1	4/4	2/2	1/1	1/1	4/4	3/3	1/2	0/1	3/3
Safeties	0	0	0	0	0	0	0	0	0	0	0	0	0	0	0	0
First Downs	16	15	14	13	15	12	19	15	18	15	8	21	23	19	16	21
Rushing	5	8	10	5	9	7	5	5	3	4	3	11	8	6	4	10
Passing	9	6	4	6	4	4	10	8	12	11	5	9	14	12	11	10
Penalty	2	1	0	2	2	1	4	2	3	0	0	1	1	1	1	1
3rd Down Made/Att.	4/15	5/16	5/13	1/8	5/15	4/13	5/15	7/15	6/17	5/13	3/14	6/13	6/17	4/17	8/14	7/16
3rd Down Pct.	26.7	31.3	38.5	12.5	33.3	30.8	33.3	46.7	35.3	38.5	21.4	46.2	35.3	23.5	57.1	43.8
Total Net Yards	254	259	380	207	232	160	327	240	262	287	124	356	353	354	248	332
Total Off. Plays	67	61	54	41	63	56	67	59	68	57	59	65	82	71	53	68
Avg. Gain Per Play	3.8	4.2	7.0	5.0	3.7	2.9	4.9	4.1	3.9	5.0	2.1	5.5	4.3	5.0	4.7	4.9
Net Yard Rushing	88	172	254	80	156	100	113	106	76	59	77	192	169	160	71	190
Total Rushing Plays	26	41	34	20	43	33	27	28	32	21	20	31	44	29	21	41
Avg. Gain Per Rush	3.4	4.2	7.5	4.0	3.6	3.0	4.2	3.8	2.4	2.8	3.9	6.2	3.8	5.5	3.4	4.6
Net Yard Passing	166	87	126	127	76	60	214	134	186	228	47	164	184	194	177	142
QB Sacks	3	2	2	4	2	4	2	1	3	1	4	1	4	2	0	0
Yards Lost on Sacks	25	11	0	27	5	26	9	8	27	4	46	8	35	16	0	0
Gross Yards Passing	191	98	126	154	81	86	223	142	213	232	93	172	219	210	177	142
Attempts	38	18	18	17	18	19	38	30	33	35	35	33	34	40	32	27
Completions	22	10	11	10	9	10	24	17	19	23	15	19	18	19	18	14
Pct. Completions	57.9	55.6	61.1	58.8	50.0	52.6	63.2	56.7	57.6	65.7	42.9	57.6	52.9	47.5	56.3	51.9
Interceptions	2	0	0	0	3	0	1	0	0	0	1	1	1	0	2	1
Fum./Fum. Lost	2/1	0/0	5/2	1/0	0/0	1/1	2/1	1/1	2/1	2/2	2/1	2/1	3/1	1/0	0/0	2/0
Penalties	6	10	9	6	5	4	6	3	5	4	10	4	6	7	3	6
Penalty Yards	46	123	71	54	53	25	91	25	39	30	106	30	86	35	30	50
Punts	7	7	6	5	6	6	7	5	7	5	10	4	8	5	3	6
Punting Average	38.7	42.0	38.5	42.4	40.5	37.8	43.9	46.6	38.9	40.0	44.4	41.5	36.6	39.0	38.3	38.7
Inside 20	2	3	3	1	2	2	2	1	2	2	4	0	2	4	1	2
Punt Returns	6	6	4	2	5	2	5	4	7	4	3	2	5	3	0	2
Punt Return Yards	5	82	84	67	101	6	27	33	45	25	32	-4	54	27	0	32
Fair Catch	0	0	0	2	1	0	0	0	1	1	0	0	0	2	0	2
Punt Return Avg.	0.8	13.7	21.0	33.5	20.2	3.0	5.4	8.3	6.4	6.3	10.7	-2.0	10.8	9.0	-	16.0
Kickoff Returns	4	3	3	6	3	3	4	4	4	3	6	5	2	5	4	7
Kickoff Return Yards	78	46	55	183	51	61	42	61	101	42	106	104	45	129	82	78
Kickoff Return Avg.	19.5	15.3	18.3	30.5	17.0	20.3	21.0	15.3	25.3	14.0	17.7	20.8	22.5	25.8	20.5	19.5
Time of Possession	30:59	33:08	26:48	20:17	32:05	29:08	33:50	27:50	33:56	26:11	24:06	28:40	39:41	31:22	26:07	33:05

* Includes a 2-point conversion attempt.

2004 GAME-BY-GAME DEFENSE

Defense	9/12	9/19	9/26	10/4	10/10	10/24	10/31	11/7	11/14	11/21	11/28	12/5	12/12	12/19	12/26	12/30
	@Cle.	Pit.	@Cin.	KC	@Was.	Buf.	@Phi.	Cle.	@NYJ	Dal.	@NE	Cin.	NYG	@Ind.	@Pit.	Min.
Points	20	13	9	27	10	6	15	13	17	17	10	24	14	20	20	23
1st Q	0	0	0	10	0	3	10	3	0	3	0	0	0	3	7	7
2nd Q	3	0	3	7	10	0	3	0	14	0	3	3	7	3	3	0
3rd Q	7	0	3	3	0	3	0	0	0	0	6	0	0	14	7	14
4th Q	10	13	3	7	0	0	9	3	3	7	15	24	7	0	3	2
TDs (Ru-P-Ret)	1-1-0	0-2-0	0-0-0	2-1-0	0-1-0	0-0-0	0-1-0	0-0-1	2-0-0	0-1-0	1-0-1	0-3-0	1-0-1	1-1-0	0-2-0	1-1-1
PATs (M/A)	2/2	1/1*	0/0	3/3	1/1	0/0	0/0*	1/1	2/2	1/1	1/1*	3/3	2/2	2/2	2/2	3/3
FGs (M/A)	2/2	0/1	3/3	2/2	1/1	2/2	3/3	2/2	1/1	1/2	3/3	2/3	0/0	2/3	2/2	0/1
Safeties	0	0	0	0	0	0	0	0	0	0	0	0	0	0	0	1
First Downs	10	17	26	25	9	15	19	13	16	16	18	23	11	17	20	18
Rushing	4	5	4	12	2	3	5	5	6	4	8	6	2	4	12	6
Passing	6	10	17	11	6	11	12	7	9	11	7	17	6	11	8	9
Penalty	0	2	5	2	1	1	2	1	1	1	3	0	3	2	0	3
3rd Down Made/Att.	5/15	3/13	6/15	8/16	5/17	6/16	2/11	5/13	7/16	6/15	6/17	2/9	1/9	5/13	4/10	4/13
3rd Down Pct.	33.3	23.1	40.0	50.0	29.4	37.0	18.2	38.5	43.8	40.0	35.3	22.2	11.1	38.5	40.0	30.8
Total Net Yards	250	310	398	398	107	270	298	217	305	222	314	453	196	316	404	345
Total Off. Plays	55	62	82	78	58	64	59	57	64	65	72	63	50	57	62	61
Avg. Gain Per Play	4.5	5.0	4.9	5.1	1.8	4.2	5.1	3.8	4.8	3.4	4.4	7.2	3.9	5.5	6.5	5.7
Net Yard Rushing	85	93	109	178	52	85	98	91	156	94	144	98	51	67	183	97
Total Rushing Plays	29	25	26	46	26	23	23	28	36	35	41	24	21	24	42	20
Avg. Gain Per Rush	2.9	3.7	4.2	3.9	2.0	3.7	4.3	3.3	4.3	2.7	3.5	4.1	2.4	2.8	4.4	4.9
Net Yard Passing	165	217	289	220	55	185	200	126	149	128	170	355	145	249	221	248
QB Sacks	2	4	4	1	3	4	2	3	5	2	1	3	2	0	0	3
Yards Lost on Sacks	15	26	27	3	28	18	19	20	26	28	2	27	9	0	0	16
Gross Yards Passing	180	243	316	223	83	203	219	146	175	156	172	382	154	249	221	264
Attempts	24	33	52	31	29	37	34	26	23	28	30	36	27	33	20	38
Completions	15	16	25	21	13	20	18	15	13	15	15	29	10	20	15	16
Pct. Completions	62.5	48.5	48.1	67.7	44.8	54.1	52.9	57.7	56.5	53.6	50.0	80.6	37.0	60.6	75.0	42.1
Interceptions	0	2	3	0	1	4	0	1	1	2	0	1	2	0	1	3
Fum./Fum. Lost	0/0	1/1	1/1	0/0	2/1	1/1	2/1	3/1	1/0	1/1	2/0	1/1	4/4	1/0	1/1	2/0
Penalties	6	9	5	10	2	5	8	9	6	4	10	5	9	5	3	5
Penalty Yards	50	77	25	72	22	40	72	55	55	20	97	45	65	28	25	50
Punts	7	5	5	5	9	4	6	6	9	6	8	4	7	6	0	5
Punting Average	45.1	40.9	41.2	36.2	38.1	38.5	47.0	36.0	41.1	41.7	32.1	38.3	41.1	48.7	-	34.6
Inside 20	3	1	1	1	3	1	3	0	1	2	1	2	1	2	0	2
Punt Returns	2	3	1	0	2	4	3	2	4	2	6	1	2	1	0	3
Punt Return Yards	19	11	9	0	17	21	16	24	21	33	38	8	22	14	0	28
Fair Catch	2	2	2	3	0	0	1	0	1	0	0	0	1	2	0	2
Punt Return Avg.	9.5	3.7	9.0	-	8.5	5.3	5.3	12.0	5.3	16.5	6.3	8.0	11.0	14.0	-	9.3
Kickoff Returns	1	7	3	2	2	5	2	6	3	6	2	7	7	2	2	8
Kickoff Return Yards	30	139	45	44	29	90	39	197	62	141	45	148	177	51	35	237
Kickoff Return Avg.	30.0	19.9	15.0	22.0	14.5	18.0	19.5	32.8	20.7	23.5	22.5	21.1	25.3	25.5	17.5	29.6
Time of Possession	29:01	26:52	33:12	39:43	27:55	30:52	26:10	32:10	33:29	33:49	35:54	31:20	20:19	28:38	33:53	26:55

* Includes a 2-point conversion attempt.

2004 PARTICIPATION CHART

Player	9/12 at Cle.	9/19 vs. Pit.	9/26 at Cin.	10/4 vs. KC	10/10 at Was.	10/24 vs. Buf.	10/31 at Phi.	11/7 vs. Cle.	11/14 at NYJ	11/21 vs. Dal.	11/28 at NE	12/5 vs. Cin.	12/12 vs. NYG	12/19 at Ind.	12/26 at Pit.	1/2/05 vs. Mia.	Games Played	Games Started	Did Not Play	Inactive	
Anderson, Bennie	RG	RG	RG	RG	RG	RG	RG	RG	RG	RG	X	X	X	X	RG	RG	16	12	0	0	
Baxter, Gary	RCB	RCB	RCB	RCB	RCB	RCB	RCB	RCB	RCB	RCB	DB	RCB	RCB	RCB	RCB	RCB	16	16	0	0	
Boller, Kyle	QB	QB	QB	QB	QB	QB	QB	QB	QB	QB	QB	QB	QB	QB	QB	QB	16	16	0	0	
Boulware, Peter	PUP	PUP	PUP	PUP	PUP	PUP	PUP	PUP	PUP	PUP	PUP	PUP	PUP	PUP	PUP	PUP	0	0	0	0	
Brooks, Ethan	LT	INA	INA	X	X	X	LT	LT	LT	X	RT	RT	RT	X	X	X	14	7	0	2	
Brown, Cornell	X	X	X	X	X	X	X	X	X	X	X	INA	INA	X	X	X	13	0	0	3	
Brown, Orlando	RT	RT	RT	RT	RT	RT	RT	RT	RT	RT	INA	INA	X	RT	RT	RT	14	13	0	2	
Cook, Damion	X	X	X	X	X	X	X	X	X	NOR	NOR	NOR	NOR	NOR	NOR	NOR	9	0	0	0	
Darling, Devard	X	INA	X	X	INA	INA	IR	IR	IR	IR	IR	IR	IR	IR	IR	IR	3	0	3	3	
Demps, Will	FS	FS	FS	FS	FS	FS	FS	FS	FS	FS	FS	FS	FS	FS	FS	FS	16	16	0	0	
Dinkins, Darnell	NOR	NOR	NOR	NOR	NOR	NOR	X	TE	X	TE	X	X	X	TE	X	TE	10	4	0	0	
Douglas, Marques	RDE	RDE	RDE	RDE	RDE	RDE	RDE	RDE	RDE	RDE	X	RDE	RDE	RDE	RDE	RDE	16	15	0	0	
Edwards, Dwan	X	INA	INA	INA	X	INA	INA	INA	INA	INA	X	INA	INA	INA	INA	X	4	0	0	12	
Flynn, Mike	INA	INA	INA	INA	INA	INA	DNP	X	X	X	RG	RG	RG	RG	X	C	9	5	1	6	
Franklin, Aubrayo	INA	X	X	X	INA	INA	INA	INA	INA	INA	X	X	X	INA	INA	INA	6	0	0	10	
Fuller, Corey	INA	INA	X	X	X	X	X	X	X	LCB	RCB	X	X	X	X	X	14	2	0	2	
Green, Roderick	INA	INA	INA	X	X	X	INA	INA	INA	X	X	X	X	INA	X	X	9	0	0	7	
Gregg, Kelly	NT	INA	INA	NT	NT	NT	NT	NT	NT	NT	RDT	NT	NT	NT	NT	NT	14	14	0	2	
Hartwell, Edgerton	LILB	LILB	LILB	LILB	LILB	LILB	LILB	LILB	LILB	LILB	LILB	LILB	LILB	LILB	LILB	LILB	16	15	0	0	
Heap, Todd	TE	TE	INA	INA	INA	INA	INA	INA	INA	INA	X	TE	TE	TE	TE	INA	6	5	0	10	
Hymes, Randy	X	WR	WR	WR	WR	WR	X	X	X	X	WR	X	INA	INA	WR	X	14	7	0	2	
Johnson, Jarret	X	X	X	X	X	X	X	X	X	X	X	X	X	X	X	X	16	0	0	0	
Johnson, Kevin	X	X	WR	X	WR	X	X	X	X	X	WR	X	X	WR	X	WR	16	5	0	0	
Johnson, Patrick	NOR	NOR	NOR	NOR	NOR	INA	INA	NOR	NOR	NOR	NOR	NOR	NOR	NOR	NOR	NOR	0	0	0	2	
Jones, Terry	TE	TE	TE	TE	TE	TE	TE	X	TE	INA	X	X	X	X	TE	TE	15	10	0	1	
Kemoetau, Maake	X	NT	NT	X	X	X	X	X	X	LDT	X	INA	INA	X	X	X	14	3	0	2	
Lewis, Jamal	RB	RB	RB	RB	RB	SUS	SUS	RB	RB	RB	INA	INA	RB	RB	RB	RB	12	12	0	2	
Lewis, Ray	RILB	RILB	RILB	RILB	RILB	RILB	RILB	RILB	RILB	RILB	RILB	RILB	RILB	RILB	RILB	RILB	15	15	0	1	
Maese, Joe	X	X	X	X	X	X	X	X	X	X	X	X	INA	X	X	X	15	0	0	1	
McAlister, Chris	LCB	LCB	LCB	LCB	LCB	LCB	LCB	LCB	LCB	INA	X	LCB	LCB	LCB	LCB	LCB	15	14	0	1	
Moore, Clarence	INA	X	X	X	X	X	X	X	WR	X	WR	WR	WR	WR	X	WR	15	6	0	1	
Morrow, Harold	NOR	X	X	X	X	X	X	X	X	X	X	X	X	X	X	X	15	0	0	0	
Mughelli, Ovie	INA	X	X	INA	INA	INA	INA	X	IR	IR	IR	IR	IR	IR	IR	IR	3	0	0	6	
Multitalo, Edwin	LG	LG	LG	LG	LG	LG	LG	LG	LG	LG	LG	LG	LG	LG	LG	LG	15	15	0	1	
Murphy, Nick	NOR	NOR	NOR	NOR	NOR	NOR	NOR	NOR	NOR	X	X	X	NOR	NOR	NOR	NOR	3	0	0	0	
Ogden, Jonathan	INA	LT	LT	LT	LT	LT	INA	INA	INA	LT	LT	LT	LT	LT	LT	LT	12	12	0	4	
Pashos, Tony	X	X	X	INA	INA	INA	INA	INA	X	X	X	INA	INA	INA	INA	INA	6	0	0	10	
Rabach, Casey	C	C	C	C	C	C	C	C	C	C	C	C	C	C	C	C	LG	16	16	0	0
Reed, Ed	SS	SS	SS	SS	SS	SS	SS	SS	SS	SS	SS	SS	SS	SS	SS	SS	16	16	0	0	
Reed, Alan	X	FB	FB	FB	FB	X	FB	FB	X	FB	X	FB	FB	X	X	X	16	9	0	0	
Rickey, Wade	X	X	X	X	X	X	X	X	INA	X	X	INA	INA	X	INA	X	12	0	0	4	
Rimpf, Brian	PS	PS	PS	PS	PS	PS	PS	PS	PS	PS	PS	PS	PS	INA	INA	X	1	0	0	2	
Sams, B.J.	X	X	X	X	WR	X	X	X	X	X	X	X	X	X	X	X	16	1	0	0	
Sanders, Deion	X	X	INA	INA	X	X	WR	WR	INA	INA	INA	INA	X	X	X	INA	9	2	0	7	
Sapp, Gerome	INA	NOR	NOR	NOR	NOR	NOR	NOR	NOR	NOR	NOR	NOR	NOR	NOR	NOR	NOR	NOR	0	0	0	1	
Scott, Bart	X	X	X	X	X	X	X	X	X	X	X	X	X	INA	INA	INA	13	0	0	3	
Slaughter, T.J.	X	X	X	INA	INA	X	X	X	X	X	X	X	X	X	X	X	RILB	14	1	0	2
Smith, Musa	X	X	X	X	X	X	X	INA	X	IR	IR	IR	IR	IR	IR	IR	9	0	0	1	
Smith, Trent	PUP	PUP	PUP	PUP	PUP	PUP	PUP	PUP	PUP	PUP	PUP	PUP	PUP	PUP	PUP	PUP	0	0	0	0	
Solowold, Mike	NOR	NOR	NOR	NOR	NOR	NOR	NOR	NOR	NOR	NOR	NOR	NOR	NOR	NOR	NOR	NOR	0	0	0	0	
Stewart, Kordell	DNP	DNP	DNP	DNP	DNP	DNP	DNP	X	DNP	DNP	DNP	X	DNP	DNP	DNP	DNP	2	0	14	0	
Stover, Matt	X	X	X	X	X	X	X	X	X	X	X	X	X	X	X	X	16	0	0	0	
Suggs, Terrell	LOLB	LOLB	LOLB	LOLB	LOLB	LOLB	LOLB	LOLB	LOLB	LOLB	RDE	LOLB	LOLB	LOLB	LOLB	LOLB	16	16	0	0	
Taylor, Chester	X	X	X	X	X	RB	RB	X	X	X	RB	RB	X	X	X	X	16	4	0	0	
Taylor, Travis	WR	INA	INA	INA	WR	WR	WR	WR	WR	WR	WR	WR	WR	X	INA	X	11	9	0	5	
Thomas, Adaluis	ROLB	ROLB	ROLB	ROLB	ROLB	ROLB	ROLB	ROLB	ROLB	ROLB	ROLB	ROLB	ROLB	ROLB	ROLB	ROLB	16	16	0	0	
Walls, Raymond	X	X	X	X	X	X	X	X	X	X	LCB	X	X	X	X	X	16	1	0	0	
Weaver, Anthony	LDE	LDE	LDE	LDE	LDE	LDE	LDE	LDE	LDE	LDE	X	LDE	LDE	LDE	LDE	LDE	16	15	0	0	
White, Jamel	NOR	NOR	NOR	NOR	NOR	NOR	NOR	NOR	NOR	NOR	X	X	X	X	X	X	6	0	0	0	
Wilcox, Daniel	TE	X	X	TE	X	X	X	TE	TE	X	X	X	X	X	X	TE	16	5	0	0	
Williams, Chad	X	X	X	X	X	X	X	X	X	X	DB	X	X	X	X	X	16	1	0	0	
Wright, Anthony	PUP	PUP	PUP	PUP	PUP	PUP	PUP	PUP	PUP	INA	INA	INA	INA	INA	INA	INA	0	0	0	7	
Zastudil, Dave	X	X	X	X	X	X	X	X	X	INA	INA	INA	X	X	X	X	13	0	0	3	

X-played; INA-Inactive; DNP-Did Not Play; PUP-Physically Unable to Perform; SUS-Suspended; NOR-Not on Roster; PS-Practice Squad

HOW THE 2004 RAVENS WERE BUILT

YEAR	DRAFT (33)	FREE AGENTS (26)	TRADE/WAIVER (1)
2004	DT Dwan Edwards (2)	TE Darnell Dinkins	.WR Kevin Johnson (JAX)
9-7	WR Devard Darling (3-IR)	CB Zach Norton (RFA-IR)	
2nd Place	LB Roderick Green (5)	RS B.J. Sams (RFA)	
AFC North	WR Clarence Moore (6b)	CB Deion Sanders	
	WR Derek Abney (7a)	QB Kordell Stewart	
	OL Brian Rimpf (7b)	RB Jamel White	
		TE Daniel Wilcox	
		DT Matt Zielinski (IR)	
2003	LB Terrell Suggs (1a)	T Ethan Brooks	
10-6	QB Kyle Boller (1b)	T Orlando Brown (UFA)*	
AFC North Division Champions	RB Musa Smith (3-IR)	CB Corey Fuller (UFA)	
	DE Jarret Johnson (4a)	FB Harold Morrow	
	FB Ovie Mughelli (4b-IR)	K Wade Richey	
	DT Aubrayo Franklin (5a)	LB T.J. Slaughter	
	T Tony Pashos (5b)	CB Raymond Walls	
	TE Trent Smith (7a) (PUP)		
2002	S Ed Reed (1)	LB Cornell Brown (D6b-1997)	
7-9	DE Tony Weaver (2)	S Will Demps (RFA)	
3rd AFC North	P Dave Zastudil (4a)	WR Randy Hymes (RFA)	
	TE Terry Jones (5)	DT Maake Kemoeatu (RFA)	
	RB Chester Taylor (6c)	LB Bart Scott (RFA)	
	S Chad Williams (6d)	QB Anthony Wright	
2001	TE Todd Heap (1)	G Bennie Anderson (RFA)	
10-6	CB Gary Baxter (2)	DE Marques Douglas (RFA-1999)	
2nd AFC Central	G/C Casey Rabach (3)		
	LB Edgerton Hartwell (4)		
	LS Joe Maese (6)		
2000	RB Jamal Lewis (1a)	DT Kelly Gregg	
12-4	WR Travis Taylor (1b)	FB Alan Ricard	
2nd AFC Central	LB Adalius Thomas (6a)		
Super Bowl XXXV Champions			
1999	CB Chris McAlister (1)		
8-8	G Edwin Mulitalo (4b)		
3rd AFC Central			
1998			
6-10			
4th AFC Central			
1997	LB Peter Boulware (1) (PUP)	C Mike Flynn (RFA)	
6-9-1			
5th AFC Central			
1996	T Jonathan Ogden (1a)		
4-12	LB Ray Lewis (1b)		
5th AFC Central			
1991		K Matt Stover (Plan B)	
(Cleveland Franchise)			

Number in parenthesis after draft choice indicates the round in which the player was taken
(PUP)--Indicates player spent season on the Physically Unable to Perform List; (IR)--Injured Reserve
(UFA)--Unrestricted Free Agent
(RFA)--Rookie Free Agent
(year)--Indicates a player who had a previous tenure with the Ravens and the year it began
*Orlando Brown originally signed with the Cleveland franchise in 1993 as a rookie free agent.

2004 GAME-BY-GAME RUSHING

Opponent	JAMAL LEWIS					CHESTER TAYLOR					KYLE BOLLER				
	ATT	YDS	AVG	LG	TD	ATT	YDS	AVG	LG	TD	ATT	YDS	AVG	LG	TD
9/12 @ CLE	20	57	2.85	9	0	3	14	4.67	6	0	2	16	8.00	8	0
9/19 VS. PIT	24	62	2.58	12	2	9	76	8.44	35	0	8	34	4.25	17	0
9/26 @ CIN	18	186	10.33	75	1	8	27	3.38	11	0	4	24	6.00	19	1
10/4 VS. KC	15	73	4.87	18	1	1	4	4.00	4	0	3	3	1.00	2	0
10/10 @ WAS	28	116	4.14	26	0	7	43	6.14	16	0	7	(6)	(0.86)	1	0
10/24 VS. BUF						21	89	4.24	15	0	4	5	1.25	4	0
10/31 @ PHI						18	78	4.33	13	0	1	7	7.00	7	0
11/7 VS. CLE	22	81	3.68	15	1	2	6	3.00	3	0	2	1	0.50	1	0
11/14 @ NYJ	30	71	2.37	11	0						2	5	2.50	4	0
11/21 VS. DAL	2	5	2.50	4	0	15	33	2.20	9	1	3	9	3.00	7	0
11/28 @ NE						16	61	3.81	8	0	2	10	5.00	6	0
12/5 VS. CIN						23	139	6.04	47	1	2	10	5.00	10	0
12/12 VS. NYG	8	32	4.00	11	0	25	104	4.16	19	0	4	19	4.75	6	0
12/19 @ IND	20	130	6.50	47	0	7	22	3.14	9	0	1	2	2.00	2	0
12/26 @ PIT	14	26	1.86	11	1	3	17	5.67	12	0	4	28	7.00	15	0
1/2/05 VS. MIA	34	167	4.91	20	1	2	1	0.50	1	0	4	22	5.50	11	0
2004 TOTAL	235	1006	4.28	75	7	160	714	4.46	47	2	53	189	3.57	19	1

Opponent	JAMEL WHITE					MUSA SMITH					ALAN RICARD				
	ATT	YDS	AVG	LG	TD	ATT	YDS	AVG	LG	TD	ATT	YDS	AVG	LG	TD
9/12 @ CLE											1	1	1.00	1	0
9/19 VS. PIT															
9/26 @ CIN											3	9	3.00	5	0
10/4 VS. KC															
10/10 @ WAS											1	3	3.00	3	0
10/24 VS. BUF						6	11	1.83	6	0					
10/31 @ PHI						5	25	5.00	13	0	2	1	0.50	1	0
11/7 VS. CLE											2	18	9.00	14	0
11/14 @ NYJ															
11/21 VS. DAL						1	12	12.00	12	0					
11/28 @ NE	2	6	3.00	5	0										
12/5 VS. CIN	6	43	7.17	16	0										
12/12 VS. NYG	4	7	1.75	3	0						1	4	4.00	4	0
12/19 @ IND	1	6	6.00	6	0										
12/26 @ PIT															
1/2/05 VS. MIA	1	0	0.00	0	0										
2004 TOTAL	*27	82	3.04	16	0	12	48	4.00	13	0	10	36	3.60	14	0

* Includes totals with Jacksonville in 2004.

Opponent	B.J. SAMS				
	ATT	YDS	AVG	LG	TD
9/12 @ CLE					
9/19 VS. PIT					
9/26 @ CIN	1	8	8.00	8	0
10/4 VS. KC					
10/10 @ WAS					
10/24 VS. BUF	1	5	5.00	5	1
10/31 @ PHI	1	2	2.00	2	0
11/7 VS. CLE					
11/14 @ NYJ					
11/21 VS. DAL					
11/28 @ NE					
12/5 VS. CIN					
12/12 VS. NYG	1	4	4.00	4	0
12/19 @ IND					
12/26 @ PIT					
1/2/05 VS. MIA					
2004 TOTAL	4	19	4.75	8	1



RB Jamal Lewis tallied 1,006 yards rushing in 2004, despite missing 4 games and most of 2 others.

2004 GAME-BY-GAME RUSHING

Opponent	KEVIN JOHNSON				DEION SANDERS				KORDELL STEWART					
	ATT	YDS	AVG	LG TD	ATT	YDS	AVG	LG TD	ATT	YDS	AVG	LG TD		
9/12 @ CLE														
9/19 VS. PIT														
9/26 @ CIN														
10/4 VS. KC	1	0	0.00	0 0										
10/10 @ WAS														
10/24 VS. BUF					1	(10)	(10.00)	(10)	0					
10/31 @ PHI														
11/7 VS. CLE														
11/14 @ NYJ														
11/21 VS. DAL														
11/28 @ NE														
12/5 VS. CIN														
12/12 VS. NYG										1	(1)	(1.00)	(1)	0
12/19 @ IND														
12/26 @ PIT														
1/2/05 VS. MIA														
2004 TOTAL	1	0	0.00	0 0	1	(10)	(10.00)	(10)	0	1	(1)	(1.00)	(1)	0

2004 GAME-BY-GAME RECEIVING

Opponent	KEVIN JOHNSON				TRAVIS TAYLOR				CHESTER TAYLOR					
	REC	YDS	AVG	LG TD	REC	YDS	AVG	LG TD	REC	YDS	AVG	LG TD		
9/12 @ CLE	5	43	8.60	11 0										
9/19 VS. PIT	2	32	16.00	23 0										
9/26 @ CIN										1	(7)	(7.00)	(7)	0
10/4 VS. KC	2	28	14.00	22 0					2	9	4.50	8	0	
10/10 @ WAS	1	21	21.00	21 0										
10/24 VS. BUF	1	5	5.00	5 0	2	52	26.00	47 0	2	11	5.50	7	0	
10/31 @ PHI					6	80	13.33	23 0	4	18	4.50	10	0	
11/7 VS. CLE	3	24	8.00	9 0	7	58	8.29	19 0						
11/14 @ NYJ	2	23	11.50	21 0	4	42	10.50	23 0	1	23	23.00	23	0	
11/21 VS. DAL	4	51	12.75	31 1	6	68	11.33	19 0	4	18	4.50	6	0	
11/28 @ NE	3	20	6.67	8 0	1	4	4.00	4 0	5	24	4.80	12	0	
12/5 VS. CIN	3	27	9.00	11 0	2	40	20.00	24 0	3	25	8.33	13	0	
12/12 VS. NYG	2	41	20.50	35 0	3	33	11.00	21 0	4	27	6.75	11	0	
12/19 @ IND	4	33	8.25	10 0	2	39	19.50	33 0	2	20	10.00	11	0	
12/26 @ PIT	1	14	14.00	14 0					2	16	8.00	11	0	
1/2/05 VS. MIA	2	11	5.50	7 0										
2004 TOTAL	35	373	10.66	35 1	34	421	12.38	47 0	30	184	6.13	23 0		

Opponent	TODD HEAP				RANDY HYMES				DANIEL WILCOX			
	REC	YDS	AVG	LG TD	REC	YDS	AVG	LG TD	REC	YDS	AVG	LG TD
9/12 @ CLE	9	86	9.56	24 0	5	39	7.80	17 0	2	18	9.00	13 0
9/19 VS. PIT	3	27	9.00	14 0	3	24	8.00	14 0	1	4	4.00	4 0
9/26 @ CIN					4	61	15.25	38 1				
10/4 VS. KC					2	68	34.00	57 1				
10/10 @ WAS					2	34	17.00	21 0	2	9	4.50	7 0
10/24 VS. BUF					1	3	3.00	3 0	1	7	7.00	7 0
10/31 @ PHI									5	26	5.20	7 1
11/7 VS. CLE					1	6	6.00	6 0	2	9	4.50	5 0
11/14 @ NYJ					1	14	14.00	14 0	2	21	10.50	12 0
11/21 VS. DAL									2	23	11.50	20 0
11/28 @ NE					1	0	0.00	0 0	2	30	15.00	20 0
12/5 VS. CIN	3	22	7.33	8 0								
12/12 VS. NYG	5	76	15.20	37 2								
12/19 @ IND	4	58	14.50	24 1								
12/26 @ PIT	3	34	11.33	13 0	4	55	13.75	22 0				
1/2/05 VS. MIA					2	19	9.50	16 0	6	72	12.00	17 0
2004 TOTAL	27	303	11.22	37 3	26	323	12.42	57 2	25	219	8.76	20 1

2004 GAME-BY-GAME PASSING

Opponent	KYLE BOLLER									
	ATT	COMP	YDS	CMP%	YDS/ATT	TD	TD%	INT	INT%	RATG
9/12 @ CLE	38	22	191	57.9	5.03	0	0.0	2	5.3	49.3
9/19 VS. PIT	18	10	98	55.6	5.44	0	0.0	0	0.0	71.1
9/26 @ CIN	18	11	126	61.1	7.00	1	5.6	0	0.0	100.7
10/4 VS. KC	17	10	154	58.8	9.06	1	5.9	0	0.0	108.5
10/10 @ WAS	18	9	81	50.0	4.50	0	0.0	3	16.7	22.9
10/24 VS. BUF	19	10	86	52.6	4.53	0	0.0	0	0.0	64.8
10/31 @ PHI	38	24	223	63.2	5.87	1	2.6	1	2.6	77.0
11/7 VS. CLE	30	17	142	56.7	4.73	0	0.0	0	0.0	69.0
11/14 @ NYJ	33	19	213	57.6	6.45	2	6.1	0	0.0	97.2
11/21 VS. DAL	34	23	232	67.6	6.82	2	5.9	0	0.0	106.5
11/28 @ NE	35	15	93	42.9	2.66	0	0.0	1	2.9	38.4
12/5 VS. CIN	33	19	172	57.6	5.21	0	0.0	1	3.0	59.2
12/12 VS. NYG	34	18	219	52.9	6.44	4	11.8	0	0.0	112.3
12/19 @ IND	40	19	210	47.5	5.25	1	2.5	2	5.0	51.0
12/26 @ PIT	32	18	177	56.3	5.53	0	0.0	1	3.1	59.0
1/2/05 VS. MIA	27	14	142	51.9	5.26	1	3.7	0	0.0	79.6
2004 TOTAL	464	258	2559	55.6	5.52	13	2.8	11	2.4	70.9

Opponent	RANDY HYMES									
	ATT	COMP	YDS	CMP%	YDS/ATT	TD	TD%	INT	INT%	RATG
11/21 VS. DAL	1	0	0	0.0	0.00	0	0.0	0	0.0	39.6
2004 TOTAL	1	0	0	0.0	0.00	0	0.0	0	0.0	39.6

2004 GAME-BY-GAME SACKS

Opponent	TERRELL SUGGS			ADALIUS THOMAS			MARQUES DOUGLAS		
	SACKS	YDS	AVG	SACKS	YDS	AVG	SACKS	YDS	AVG
9/12 @ CLE									
9/19 VS. PIT	1.0	8.0	8.00						
9/26 @ CIN	2.0	17.0	8.50	1.0	4.0	4.00	1.0	6.0	6.00
10/4 VS. KC									
10/10 @ WAS	2.0	13.0	6.50						
10/24 VS. BUF	2.0	12.0	6.00	1.0	0.0	0.00			
10/31 @ PHI									
11/7 VS. CLE	0.5	3.5	7.00	1.0	4.0	4.00			
11/14 @ NYJ				1.0	4.0	4.00	1.5	3.5	2.33
11/21 VS. DAL	1.0	7.0	7.00				1.0	21.0	21.00
11/28 @ NE							1.0	2.0	2.00
12/5 VS. CIN	1.0	9.0	9.00	1.0	10.0	10.00			
12/12 VS. NYG				1.0	4.0	4.00	1.0	5.0	5.00
12/19 @ IND									
12/26 @ PIT									
1/2/05 VS. MIA	1.0	14.0	14.00	2.0	2.0	1.00			
2004 TOTAL	10.5*	83.5	7.95	8.0	28.0	3.50	5.5	37.5	6.82

* Team Leader

Opponent	ANTHONY WEAVER		
	SACKS	YDS	AVG
9/12 @ CLE			
9/19 VS. PIT			
9/26 @ CIN			
10/4 VS. KC	1.0	3.0	3.00
10/10 @ WAS			
10/24 VS. BUF	1.0	6.0	6.00
10/31 @ PHI	1.0	6.0	6.00
11/7 VS. CLE			
11/14 @ NYJ			
11/21 VS. DAL			
11/28 @ NE			
12/5 VS. CIN	1.0	8.0	8.00
12/12 VS. NYG			
12/19 @ IND			
12/26 @ PIT			
1/2/05 VS. MIA			
2004 TOTAL	4.0	23.0	5.75



Ravens Pro Bowl LB Terrell Suggs has led the Ravens in sacks (22.5) in his 1st 2 years with the team.

2004 GAME-BY-GAME SACKS

Opponent	WILL DEMPS			GARY BAXTER			ED REED		
	SACKS	YDS	AVG	SACKS	YDS	AVG	SACKS	YDS	AVG
9/12 @ CLE				1.0	6.0	6.00			
9/19 VS. PIT	1.0	11.0	11.00	1.0	2.0	2.00			
9/26 @ CIN									
10/4 VS. KC									
10/10 @ WAS							1.0	15.0	15.00
10/24 VS. BUF									
10/31 @ PHI							1.0	13.0	13.00
11/7 VS. CLE	1.5	12.5	8.33						
11/14 @ NYJ									
11/21 VS. DAL									
11/28 @ NE									
12/5 VS. CIN									
12/12 VS. NYG									
12/19 @ IND									
12/26 @ PIT									
1/2/05 VS. MIA									
2004 TOTAL	2.5	23.5	9.40	2.0	8.0	4.00	2.0	28.0	14.00

Opponent	CHAD WILLIAMS			KELLY GREGG			RAY LEWIS		
	SACKS	YDS	AVG	SACKS	YDS	AVG	SACKS	YDS	AVG
9/12 @ CLE							1.0	9.0	9.00
9/19 VS. PIT	1.0	5.0	5.00						
9/26 @ CIN									
10/4 VS. KC									
10/10 @ WAS									
10/24 VS. BUF									
10/31 @ PHI									
11/7 VS. CLE									
11/14 @ NYJ	1.0	13.0	13.00	1.5	5.5	3.67			
11/21 VS. DAL									
11/28 @ NE									
12/5 VS. CIN									
12/12 VS. NYG									
12/19 @ IND									
12/26 @ PIT									
1/2/05 VS. MIA									
2004 TOTAL	2.0	18.0	9.00	1.5	5.5	3.67	1.0	9.0	9.00

2004 GAME-BY-GAME INTERCEPTIONS

Opponent	ED REED			
	INT	YDS	AVG	LG TD
9/12 @ CLE				
9/19 VS. PIT				
9/26 @ CIN	2	90	45.00	50 0
10/4 VS. KC				
10/10 @ WAS				
10/24 VS. BUF	1	14	14.00	14 0
10/31 @ PHI				
11/7 VS. CLE	1	*106	106.00	106 1
11/14 @ NYJ	1	78	78.00	78 0
11/21 VS. DAL	1	2	2.00	2 0
11/28 @ NE				
12/5 VS. CIN	1	21	21.00	21 0
12/12 VS. NYG	1	6	6.00	6 0
12/19 @ IND				
12/26 @ PIT				
1/2/05 VS. MIA	1	41	41.00	41 0
2004 TOTAL	9	*358	39.78	106 1



NFL Defensive Player of the Year S Ed Reed led the NFL with 9 INTs in 2004. Reed is the Ravens' all-time leader with 21.

2004 GAME-BY-GAME INTERCEPTIONS

DEION SANDERS				
Opponent	INT	YDS	AVG	LG TD
9/12 @ CLE				
9/19 VS. PIT				
9/26 @ CIN				
10/4 VS. KC				
10/10 @ WAS	1	23	23.00	23 0
10/24 VS. BUF	2	48	24.00	48 1
10/31 @ PHI				
11/7 VS. CLE				
11/14 @ NYJ				
11/21 VS. DAL				
11/28 @ NE				
12/5 VS. CIN				
12/12 VS. NYG	*0	16	-	16 0
12/19 @ IND				
12/26 @ PIT				
1/2/05 VS. MIA				
2004 TOTAL	3	87	29.00	48 1

* S Ed Reed intercepted a pass and pitched it to CB Deion Sanders, who gained 16 more yards on the play.

CHAD WILLIAMS				
INT	YDS	AVG	LG	TD
9/12 @ CLE				
9/19 VS. PIT				
9/26 @ CIN	1	18	18.00	18 0
10/4 VS. KC				
10/10 @ WAS				
10/24 VS. BUF	1	94	94.00	94 0
10/31 @ PHI				
11/7 VS. CLE				
11/14 @ NYJ				
11/21 VS. DAL	1	44	44.00	44 1
11/28 @ NE				
12/5 VS. CIN				
12/12 VS. NYG				
12/19 @ IND				
12/26 @ PIT				
1/2/05 VS. MIA				
2004 TOTAL	3	156	52.00	94 1



CB Deion Sanders snagged 3 INTs in 9 games played in 2004, including 1 for a TD.

GARY BAXTER				
Opponent	INT	YDS	AVG	LG TD
9/12 @ CLE				
9/19 VS. PIT				
9/26 @ CIN				
10/4 VS. KC				
10/10 @ WAS				
10/24 VS. BUF				
10/31 @ PHI				
11/7 VS. CLE				
11/14 @ NYJ				
11/21 VS. DAL				
11/28 @ NE				
12/5 VS. CIN				
12/12 VS. NYG	1	33	33.00	33 0
12/19 @ IND				
12/26 @ PIT				
1/2/05 VS. MIA				
2004 TOTAL	1	33	33.00	33 0

WILL DEMPS				
INT	YDS	AVG	LG	TD
9/12 @ CLE				
9/19 VS. PIT				
9/26 @ CIN				
10/4 VS. KC				
10/10 @ WAS				
10/24 VS. BUF				
10/31 @ PHI				
11/7 VS. CLE				
11/14 @ NYJ				
11/21 VS. DAL				
11/28 @ NE				
12/5 VS. CIN				
12/12 VS. NYG				
12/19 @ IND	1	0	0.00	0 0
12/26 @ PIT				
1/2/05 VS. MIA				
2004 TOTAL	1	0	0.00	0 0

JARRET JOHNSON				
INT	YDS	AVG	LG	TD
9/12 @ CLE				
9/19 VS. PIT				
9/26 @ CIN				
10/4 VS. KC				
10/10 @ WAS				
10/24 VS. BUF				
10/31 @ PHI				
11/7 VS. CLE				
11/14 @ NYJ				
11/21 VS. DAL				
11/28 @ NE				
12/5 VS. CIN				
12/12 VS. NYG				
12/19 @ IND				
12/26 @ PIT				
1/2/05 VS. MIA	1	6	6.00	6 1
2004 TOTAL	1	6	6.00	6 1

CHRIS MCALISTER				
Opponent	INT	YDS	AVG	LG TD
9/12 @ CLE				
9/19 VS. PIT	1	51	51.00	51 1
9/26 @ CIN				
10/4 VS. KC				
10/10 @ WAS				
10/24 VS. BUF				
10/31 @ PHI				
11/7 VS. CLE				
11/14 @ NYJ				
11/21 VS. DAL				
11/28 @ NE				
12/5 VS. CIN				
12/12 VS. NYG				
12/19 @ IND				
12/26 @ PIT				
1/2/05 VS. MIA				
2004 TOTALS	1	51	51.00	51 1

ADALIUS THOMAS				
INT	YDS	AVG	LG	TD
9/12 @ CLE				
9/19 VS. PIT	1	8	8.00	8 0
9/26 @ CIN				
10/4 VS. KC				
10/10 @ WAS				
10/24 VS. BUF				
10/31 @ PHI				
11/7 VS. CLE				
11/14 @ NYJ				
11/21 VS. DAL				
11/28 @ NE				
12/5 VS. CIN				
12/12 VS. NYG				
12/19 @ IND				
12/26 @ PIT				
1/2/05 VS. MIA				
2004 TOTALS	1	8	8.00	8 0

ANTHONY WEAVER				
INT	YDS	AVG	LG	TD
9/12 @ CLE				
9/19 VS. PIT				
9/26 @ CIN				
10/4 VS. KC				
10/10 @ WAS				
10/24 VS. BUF				
10/31 @ PHI				
11/7 VS. CLE				
11/14 @ NYJ				
11/21 VS. DAL				
11/28 @ NE				
12/5 VS. CIN				
12/12 VS. NYG				
12/19 @ IND				
12/26 @ PIT				
1/2/05 VS. MIA	1	1	1.00	1 0
2004 TOTALS	1	1	1.00	1 0

BALTIMORE RAVENS 2004 SEASON REVIEW

Record	9-7	vs. AFC North	3-3
vs. AFC	6-6	vs. NFC	3-1
Home	6-2	Away	3-5
On Grass	1-4	On Artificial Turf	8-3
Outdoors	9-6	Indoors	0-1
Leading at Halftime	6-1	Trailing at Halftime	3-3
Tied at Halftime	0-3	Leading After 3 Quarters	7-1
Tied After 3 Quarters	0-0	Trailing After 3 Quarters	2-6
Winning Coin Toss	4-4	Losing Coin Toss	5-3
Decided by 7 Points or Less	3-3	Decided By 3 Points or Less	1-2
When Scoring First	3-2	When Not Scoring First	6-5
Positive or Even Turnover Ratio	8-3	Negative Turnover Ratio	1-4
Winning or even Penalty Ratio	5-6	Losing Penalty Ratio	4-1
With a 100-Yard Rusher	4-2	With a 100-Yard Receiver	0-0
Without a 100-Yard Rusher	5-5	Without a 100-Yard Receiver	9-7
When Allowing a 100-Yard Rusher	1-3	When Not Allowing a 100-Yard Rusher	8-4
When Allowing a 100-Yard Receiver	4-2	When Not Allowing a 100-Yard Receiver	6-5
With a 300-Yard Passer	0-0	Without a 300-Yard Passer	9-7
Allowing a 300-Yard (net) Passer	0-1	Not Allowing a 300-Yard (net) Passer	9-6
Overtime	1-0	Preseason	3-1

2004 SEASON MILESTONES AND RECORDS

ED REED set the NFL single-season record with 358 return yards, surpassing San Diego's Charlie McNeil (349) in 1961.

- Reed set the franchise record with 9 INTs in a single season. Former record was 7, held by Rod Woodson (1999) and Ed Reed (2003).
- Reed took over sole possession of Baltimore's all-time INT record with 21.
- Reed set an NFL record with a 106-yard INT-TD return to seal the victory vs. Cle. (11/7).

JAMAL LEWIS tied an NFL record (Terrell Davis vs. Seattle) with his 7th consecutive 100-yard rushing game against 1 opp, with his 186-yard rushing performance against the Bengals (9/26).

- Lewis rushed for his 5,000th yard in 2004, becoming the 5th-fastest back to accomplish that feat (51 games).

RAY LEWIS took over sole possession of 1st place in franchise history with his 9th-career FR vs. the Giants (12/12).

TERRELL SUGGS tied Jevon Kearse and Anthony Smith as the 4th-fastest player in NFL history to reach 20 sacks (26 games).

B.J. SAMS set the Ravens' all-time combined KR yardage mark with 1,826 yards (575 on PRs and 1,251 on KORs). The previous mark was held by Jermaine Lewis (1,558 yards in 2001).

- Sams set a Ravens record with 59 KORs in a single season (Jermaine Lewis, 42 in 2001) and 1,251 KOR yards (Jermaine Lewis, 1,039 yards in 2001).
- Sams set a franchise record with 55 PRs as a rookie, bettering Jermaine Lewis' 36 in 1996.
- Sams 575 PR yards is the best in franchise history as a rookie (Jermaine Lewis, 339 in 1996) and the 2nd-most in team history (Lewis, 578 in 2000).
- Sams 2 PR-TDs in 2004 not only tied for the NFL lead, but tied for a franchise record in a single season (Jermaine Lewis in 1997, 98 and 2000).

MATT STOVER moved into 10th place on the NFL's all-time scoring list. Stover has 1,481 points. Only 3 active players: Gary Anderson, Ten. (2,434); Morten Andersen, Min. (2,358) and John Carney, NO (1,537) have more career points than Stover.



GAME 1 – Sunday, Sept. 12, 2004
Browns 20, Ravens 3 at Cleveland Browns Stadium



The Ravens were stymied by the Browns on offense and beaten deep on defense, losing to their AFC North nemesis, 20-3. The Browns, whose defense was porous in 2 Ravens victories last year, were disciplined and stout. A year after surrendering 500 yards to Jamal Lewis in 2 legendary games in 2003, the Browns limited the 2003 Offensive Player of the Year to 57 yards on 20 carries. Their offense won the game by scoring 17 points in the game's final 16 minutes. With 24 seconds remaining in the third quarter, the Browns' offense, which had managed less than 100 yards up to that point, exploited a defensive breakdown. WR Quincy Morgan slipped behind the secondary and caught a 46-yard TD pass from QB Jeff Garcia, giving the Browns a 10-3 advantage. On the Ravens' ensuing drive, QB Kyle Boller moved the Ravens into Cleveland territory, but a deep pass to WR Kevin Johnson was intercepted by CB Anthony Henry. Three plays later, Garcia again found a hole in the Ravens' secondary. This time, WR Andre Davis caught a 51-yard pass that not only altered the field position, but put the Ravens on their heels. The Browns got close enough for K Phil Dawson to knock through a 25-yard FG – his 2nd of the day – and extend the lead to 13-3 midway through the fourth quarter. The Browns put the game away when DE Kenard Lang sacked Boller on 2 consecutive plays, the 2nd of which caused a fumble that the Browns recovered inside the Ravens' 10. Three plays later, Garcia scrambled to the end zone from 3 yards out, putting the game out of reach. After getting shut out in the first half, the Ravens had their deepest penetration midway through the third quarter – the Browns' 24-yard line. The Ravens, who did not reach the Browns' red zone the entire game, and had to settle for a 42-yard FG by K Matt Stover, their only points of the game. Boller went 22 of 38 for 191 yards, but threw 2 INTs and lost a fumble. TE Todd Heap had a game-high 9 catches for 86 yards in the loss.

Baltimore	0	0	3	0	–	3
Cleveland	0	3	7	10	–	20
Browns 2	7:42	P. Dawson kick 37 FG			9-25, 4:24	0-3
Ravens 3	5:57	M. Stover kick 42 FG			6-32, 2:55	3-3
Browns 3	0:24	Q. Morgan 46 pass from J. Garcia (P. Dawson kick)			5-68, 1:33	3-10
Browns 4	7:18	P. Dawson kick 25 FG			11-85, 6:12	3-13
Browns 4	4:20	J. Garcia 3 run (P. Dawson kick)			3-6, 1:38	3-20

Team Statistics

	Ravens	Browns
First Downs (total-rush-pass-penalty)	16-5-9-2	10-4-6-0
Total Yards – Plays – Average	254-67-3.8	250-55-4.5
Net Yards Rushing – Rushes – Average	88-26-3.4	85-29-2.9
Net Yards Passing – Times Thrown – Yds Lost – Gross Pass.	166-3-25-191	165-2-15-180
Passes Attempted – Completed – Intercepted	38-22-2	24-15-0
Punts / Number – Average	7-38.7	7-45.1
Penalties / Number – Yards	6-46	6-50
Fumbles / Number – Lost	2-1	0-0

Individual Statistics

Rushing	Baltimore:	J. Lewis 20-57-0-9LG; K. Boller 2-16-0-8LG; C. Taylor 3-14-0-6LG; A. Ricard 1-1-0-1LG;
	Cleveland:	W. Green 22-65-0-10LG; J. Garcia 3-13-1-6LG; J. Jackson 4-7-0-3LG
Receiving	Baltimore:	T. Heap 9-86-0-24LG; K. Johnson 5-43-0-11LG; R. Hymes 5-39-0-17LG; D. Wilcox 2-18-0-13LG; T. Taylor 1-5-0-5LG
	Cleveland:	K. Winslow 4-39-0-21LG; W. Green 4-27-0-13LG; D. Northcutt 3-12-0-6LG; J. Jackson 2-5-0-3LG; A. Davis 1-51-0-51LG; Q. Morgan 1-46-1-46LG
Passing	Baltimore:	K. Boller 38-22-191-2-0-24LG
	Cleveland:	J. Garcia 24-15-180-0-1-51LG
Interceptions	Baltimore:	None
	Cleveland:	An. Davis 1-2; A. Henry 1-0
Sacks	Baltimore:	R. Lewis 1-9; G. Baxter 1-6
	Cleveland:	K. Lang 3-25
Field Goal Attempts	Baltimore:	M. Stover: 4/2
	Cleveland:	P. Dawson: 3/7, 2/5
Attendance	73,068	
Record	Baltimore:	0-1
	Cleveland:	1-0



GAME 2 – Sunday, Sept. 19, 2004
Ravens 30, Steelers 13 at M&T Bank Stadium



A week after a season-opening loss to Cleveland, the Ravens returned to their winning script from a year ago. The defense forced 3 turnovers and the offense converted those miscues into 14 second-half points. A fumble recovery by LB Terrell Suggs set up a 1-yard TD run by RB Jamal Lewis – his 2nd of the game – and CB Chris McAlister returned an INT 51 yards for a TD to seal the game. The Ravens' offense started fast, as it drove the length of the field on its opening possession – which was capped by a 3-yard TD run by Lewis. QB Kyle Boller, who made his 11th career start, did plenty of good things. While his stat line – 10 of 18 passing for 98 yards – was not gaudy, he managed the game well and did not turn the ball over. He also ran the ball 8 times for 34 yards, part of a ground assault that churned out 172 yards. RB Chester Taylor led the team with 76 yards on 9 carries, while Jamal Lewis had 62 on 24. The Ravens' defense forced 3 turnovers and shut out the Steelers for the 1st 3 quarters. LB Adalius Thomas had 3 PDs, including an INT, and the Ravens tallied 4 sacks against Steelers QBs Tommy Maddox and Ben Roethlisberger. Pittsburgh finally got on the board when Roethlisberger hooked up with WR Antwaan Randle El for a TD, spoiling the shutout. Roethlisberger added another TD pass to WR Hines Ward late in the game, but it was too little, too late. Ravens K Matt Stover was successful on all 3 of his FG attempts. The Ravens did not escape the game completely unscathed, however. Already down 4 starters entering the game, 2 more key pieces – Pro Bowl TE Todd Heap (ankle) and future Hall of Fame CB Deion Sanders (hamstring) – left with injuries.

Pittsburgh	0	0	0	13	–	13	
Baltimore	7	6	7	10	–	30	
Ravens 1 8:58	J. Lewis 3 run (M. Stover kick)					11-90, 6:02	0-7
Ravens 2 11:35	M. Stover kick 35 FG					7-22, 3:43	0-10
Ravens 2 0:18	M. Stover kick 27 FG					5-13, 1:29	0-13
Ravens 3 11:59	J. Lewis 1 run (M. Stover kick)					1-1, 0:03	0-20
Steelers 4 13:04	A. Randle El 3 pass from B. Roethlisberger (J. Reed kick)					5-59, 2:29	7-20
Ravens 4 8:29	M. Stover kick 34 FG					10-64, 4:35	7-23
Steelers 4 6:10	H. Ward 12 pass from B. Roethlisberger (pass failed)					9-70, 2:19	13-23
Ravens 4 2:56	C. McAlister 51 INT return (M. Stover kick)						13-30

Team Statistics

	Steelers	Ravens
First Downs (total-rush-pass-penalty)	16-5-10-1	15-8-6-1
Total Yards – Plays – Average	310-62-5.0	259-61-4.2
Net Yards Rushing – Rushes – Average	93-25-3.7	172-41-4.2
Net Yards Passing – Times Thrown – Yds Lost – Gross Pass.	217-4-26-243	87-2-11-98
Passes Attempted – Completed – Intercepted	33-16-2	18-10-0
Punts / Number – Average	7-40.9	7-42.0
Penalties / Number – Yards	9-75	10-123
Fumbles / Number – Lost	1-1	0-0

Individual Statistics

Rushing	Pittsburgh:	D. Staley 16-57-0-16LG; V. Haynes 7-34-0-12LG; T. Maddox 1-1-0-1LG; A. Randle El 1-1-0-1LG
	Baltimore:	C. Taylor 9-76-0-35LG; J. Lewis 24-62-2-12LG; K. Boller 8-34-0-17LG
Receiving	Pittsburgh:	H. Ward 6-151-1-58LG; A. Randle El 3-29-1-20LG; P. Burress 2-30-0-21LG; V. Haynes 2-6-0-4LG; J. Riemersma 1-10-0-10LG; D. Staley 1-9-0-9LG; L. Mays 1-8-0-8LG
	Baltimore:	T. Heap 3-27-0-14LG; R. Hymes 3-24-0-14LG; K. Johnson 2-32-0-23LG; T. Jones 1-11-0-11LG; D. Wilcox 1-4-0-4LG
Passing	Pittsburgh:	T. Maddox 13-4-67-0-0-34LG; B. Roethlisberger 20-12-176-2-2-58LG
	Baltimore:	K. Boller 18-10-98-0-0-23LG
Interceptions	Pittsburgh:	None
	Baltimore:	C. McAlister 1-51; A. Thomas 1-8
Sacks	Pittsburgh:	D. Townsend 1-8; A. Smith 1-3
	Baltimore:	W. Demps 1-11; T. Suggs 1-8; C. Williams 1-5; G. Baxter 1-2
Field Goal Attempts	Pittsburgh:	J. Reed: 48WL
	Baltimore:	M. Stover: 35, 27, 34
Attendance	69,859	
Record	Pittsburgh:	1-1
	Baltimore:	1-1



GAME 3 – Sunday, Sept. 26, 2004
Ravens 23, Bengals 9 at Paul Brown Stadium



RB Jamal Lewis was dominant, the Ravens' defense was stingy, and the special teams were special in a 23-9 victory over the Bengals. Lewis capped a historic day with a 75-yard TD run midway through the fourth quarter, blowing open a close game. Lewis churned out 186 yards on 18 carries, averaging a career-high and franchise-record 10.3 yards per rush. Lewis also went over 5,000 yards for his career, the 5th-fastest to that milestone in NFL history. He also tied an NFL record by eclipsing 100 yards 7 straight times against the Bengals. His TD run could not have come at a better time. Bengals K Shayne Graham kicked his 3rd FG of the game to draw the Ravens to within 8 points with 9 minutes, 3 seconds remaining in regulation. But on the 1st play of the Ravens' ensuing possession, Lewis broke through a trio of arm-tackles and sprinted to the end zone. The TD was more than enough for the Ravens' defense, which did not allow a TD, despite surrendering 398 yards. Pro Bowl S Ed Reed intercepted Carson Palmer twice, including once in the end zone on a pass intended for WR Chad Johnson. Kyle Boller, who completed 11 of 18 passes (61.1%) for 126 yards and did not throw an INT for the 2nd consecutive game, used his legs to give the Ravens a cushion late in the first quarter. The Ravens, who led 3-0, started on the Bengals' 8-yard line after a 63-yard punt return by B.J. Sams. On 3rd-and-goal, Boller scrambled into the end zone from 7 yards out. Later in the half, Boller completed a 38-yard TD pass to WR Randy Hymes. The 2nd-year QB fired a pass across the middle to Hymes, who sped away from the secondary and into the end zone, stretching the lead to 17-0. That was all the Ravens' defense needed.

Baltimore	10	7	0	6	-	23
Cincinnati	0	3	3	3	-	9
Ravens	1	9:43	M. Stover kick 21 FG		8-64, 3:51	3-0
Ravens	1	1:52	K. Boller 7 run (M. Stover kick)		3-8, 0:51	10-0
Ravens	2	3:06	R. Hymes 38 pass from K. Boller (M. Stover kick)		4-50, 1:48	17-0
Bengals	2	0:00	S. Graham kick 29 FG		13-65, 3:06	17-3
Bengals	3	6:08	S. Graham kick 47 FG		11-69, 4:54	17-6
Bengals	4	9:03	S. Graham kick 26 FG		8-53, 3:22	17-9
Ravens	4	8:45	J. Lewis 75 run (pass failed)		1-75, 0:18	23-9

Team Statistics

	Ravens	Bengals
First Downs (total-rush-pass-penalty)	14-10-4-0	26-4-17-5
Total Yards – Plays – Average	380-54-7.0	398-82-4.9
Net Yards Rushing – Rushes – Average	254-34-7.5	109-26-4.2
Net Yards Passing – Times Thrown – Yds Lost – Gross Pass.	126-2-0-126	289-4-27-316
Passes Attempted – Completed – Intercepted	18-11-0	52-25-3
Punts / Number – Average	6-38-5	5-41-2
Penalties / Number – Yards	9-71	5-25
Fumbles / Number – Lost	5-2	1-1

Individual Statistics

Rushing	Baltimore:	J. Lewis 18-186-1-75LG; C. Taylor 8-27-0-11LG; K. Boller 4-24-1-19LG; A. Ricard 3-9-0-5LG; B. Sams 1-8-0-8LG
	Cincinnati:	R. Johnson 23-98-0-19LG; K. Watson 1-10-0-10LG; C. Palmer 1-2-0-2LG; K. Washington 1-(-1)-0-(-1)LG
Receiving	Baltimore:	R. Hymes 4-61-1-38LG; D. Darling 2-5-0-4LG; J. Lewis 1-46-0-46LG; A. Ricard 1-8-0-8LG; T. Jones 1-7-0-7LG; C. Moore 1-6-0-6LG; C. Taylor 1-(-7)-0-(-7)LG
	Cincinnati:	C. Johnson 8-99-0-23LG; T. Houshmandzadeh 7-116-0-22LG; K. Washington 5-58-0-17LG; M. Schobel 3-28-0-11LG; K. Watson 2-15-0-10LG
Passing	Baltimore:	K. Boller 18-11-126-0-1-46LG
	Cincinnati:	C. Palmer 52-25-316-3-0-23LG
Interceptions	Baltimore:	E. Reed 2-90; C. Williams 1-18
	Cincinnati:	None
Sacks	Baltimore:	T. Suggs 2-17; M. Douglas 1-6; A. Thomas 1-4
	Cincinnati:	J. Thornton 1-0
Field Goal Attempts	Baltimore:	M. Stover: 2/1
	Cincinnati:	S. Graham: 29, 47, 26
Attendance		65,575
Record	Baltimore:	2-1
	Cincinnati:	1-2



GAME 4 – Monday, Oct. 4, 2004
Chiefs 27, Ravens 24 at M&T Bank Stadium



The Kansas City Chiefs out-muscled the Ravens, dominating on both sides of the football, and survived a late rally by Baltimore to escape with a 27-24 victory. Former Ravens RB Priest Holmes beat the usually-stout Ravens run defense for 125 yards and 2 TDs on 33 carries. The Chiefs churned out 398 yards on 78 plays and controlled the ball for 39 minutes, 43 seconds. Rookie RS B.J. Sams, who had 250 return yards and a TD, gave the Ravens a chance to win in the game's final moments. They had the ball, down 3, with less than 2 minutes remaining, but when QB Kyle Boller's 4th-down pass bounced off WR Kevin Johnson's fingertips, Baltimore's fate was sealed. After Baltimore staked to a 3-0 lead on its 1st possession, Kansas City marched 60 yards to the end zone. Chiefs QB Trent Green hooked up with backup TE Jason Dunn for a 3-yard TD pass, capping the 1st of 5 long scoring drives. The Ravens managed a season-low 207 yards of total offense. However, they were also a victim of their own success. Two of their 3 TDs came just seconds after the Ravens' defense forced a punt. On 1st-and-10 from the Ravens' own 47, Boller traded laterals with RB Jamal Lewis and then connected with WR Randy Hymes on a perfectly-thrown bomb, good for a 53-yard TD pass. The Ravens again were down a TD late in the first half, but again, a big play kept them in the game. This time, it was Sams who provided the heroics, weaving through traffic and finding the end zone, tying the game at the half. Lewis, who rushed for 73 yards on 15 carries, did charge into the end zone from 1 yard out, but given the chance to win the game, the Ravens' offense came up a fingertip short.

Kansas City	10	7	3	7	-	27
Baltimore	3	14	0	7	-	24
Ravens	1	11:09	M. Stover kick 50 FG		8-36, 3:51	0-3
Chiefs	1	6:13	J. Dunn 3 pass from T. Green (L. Tynes kick)		10-60, 4:56	7-3
Chiefs	1	0:15	L. Tynes kick 42 FG		9-53, 4:53	10-3
Ravens	2	11:50	R. Hymes 57 pass from K. Boller (M. Stover kick)		1-57, 0:10	10-10
Chiefs	2	3:42	P. Holmes 4 run (L. Tynes kick)		14-79, 8:08	17-10
Ravens	2	1:30	B. Sams 58 punt return (M. Stover kick)			17-17
Chiefs	3	8:19	L. Tynes 38 FG		12-60, 6:41	20-17
Chiefs	4	14:57	P. Holmes 1 run (L. Tynes kick)		13-80, 5:36	27-17
Ravens	4	9:14	J. Lewis 1 run (M. Stover kick)		9-62, 5:43	27-24

Team Statistics

	Chiefs	Ravens
First Downs (total-rush-pass-penalty)	25-12-11-2	13-5-6-2
Total Yards – Plays – Average	398-78-5.1	207-41-5.0
Net Yards Rushing – Rushes – Average	178-46-3.9	80-20-4.0
Net Yards Passing – Times Thrown – Yds Lost – Gross Pass.	220-1-3-223	127-4-27-154
Passes Attempted – Completed – Intercepted	31-21-0	17-10-0
Punts / Number – Average	5-36.2	5-38.4
Penalties / Number – Yards	10-72	6-54
Fumbles / Number – Lost	0-0	1-0

Individual Statistics

Rushing Kansas City: P. Holmes 33-125-2-16LG; D. Blaylock 6-28-0-7LG; T. Green 5-17-0-13LG; J. Morton 1-4-0-4LG; T. Richardson 1-4-0-4LG

Baltimore: J. Lewis 15-73-1-18LG; C. Taylor 1-4-0-4LG; K. Boller 3-3-0-2LG; K. Johnson 1-0-0-0LG

Receiving

Kansas City: J. Morton 5-64-0-20LG; C. Horn 5-60-0-16LG; T. Gonzalez 4-42-0-18LG; J. Dunn 3-23-1-17LG; D. Hall 2-24-0-12LG; T. Richardson 2-10-0-6LG

Baltimore: T. Jones 3-38-0-19LG; R. Hymes 2-68-1-57LG; K. Johnson 2-28-0-22LG; C. Taylor 2-9-0-8LG; C. Moore 1-11-0-11LG

Passing

Kansas City: T. Green 31-21-223-0-1-20LG

Baltimore: K. Boller 17-10-154-0-1-57LG

Interceptions

Kansas City: None

Baltimore: None

Sacks

Kansas City: G. Stills 1-9; L. Dalton 1-9; E. Hicks 1-8; R. Sims 1-1

Baltimore: A. Weaver 1-3

Field Goal Attempts

Kansas City: L. Tynes: 42, 38

Baltimore: M. Stover: 50

Attendance

69,827

Record

Kansas City: 1-3

Baltimore: 2-2



GAME 5 – Sunday, Oct. 10, 2004
Ravens 17, Redskins 10 at FedEx Field



Dramatic TDs on defense and special teams midway through the third quarter transformed a 10-point deficit into a lead the Ravens would not relinquish, as Baltimore beat Washington 17-10 in a classic defensive struggle. Pro Bowl S Ed Reed returned a fumble he caused 22 yards for a TD and B.J. Sams returned a punt 78 yards for a score, giving the Ravens all of the offense that they would need to top the Redskins. RB Jamal Lewis ran the ball well. The special teams made a big play. And the defense had 1 of the most devastating 4 quarters in the team's 9-year history. Baltimore limited Joe Gibbs offense to just 107 yards, which is the 2nd fewest yards allowed in Baltimore history. The Redskins' offense sustained just 1 drive of more than 6 plays, and Washington had as many punts (9) as it did 1st downs. Both of the Redskins' scores – a 7-yard TD pass from Mark Brunell to TE Chris Cooley and a 26-yard FG by K John Hall – came after INTs by QB Kyle Boller, who threw 3 in the second quarter. Each time, the Redskins took over inside the Ravens' 30-yard line. They would cross the 50-yard line just once again the rest of the game. Due to the turnovers, the Ravens trailed by 10 points going into the half. In the third quarter, the Ravens got huge plays from big-time players and then gave Washington a heavy dose of Lewis. The RB accumulated 97 of his 116 yards in the second half, wearing down a stout front 7. CB Deion Sanders got his hands on the ball late in the game. Brunell decided to test the 37-year-old nickel back, throwing a bomb to WR Laveranues Coles in the end zone. However, Sanders and Reed were there for the coverage, and Prime Time came down with his 1st INT in 3 years to seal the game.

Baltimore	0	0	14	3	-	17
Washington	0	10	0	0	-	10
Redskins	2	5:42	J. Hall kick 26 FG		6-20, 2:58	0-3
Redskins	2	0:26	C. Cooley 7 pass from M. Brunell (J. Hall kick)		2-8, 0:37	0-10
Ravens	3	8:52	E. Reed 22 fumble return (M. Stover kick)			7-10
Ravens	3	6:40	B. Sams 78 punt return (M. Stover kick)			14-10
Ravens	4	11:49	M. Stover kick 33 FG		10-63, 5:21	17-10

Team Statistics

	Ravens	Redskins
First Downs (total-rush-pass-penalty)	15-9-4-2	9-2-6-1
Total Yards – Plays – Average	232-63-3.7	107-58-1.8
Net Yards Rushing – Rushes – Average	156-43-3.6	52-26-2.0
Net Yards Passing – Times Thrown – Yds Lost – Gross Pass.	76-2-5-81	55-3-28-83
Passes Attempted – Completed – Intercepted	18-9-3	29-13-1
Punts / Number – Average	6-40.5	9-38.1
Penalties / Number – Yards	5-53	2-22
Fumbles / Number – Lost	0-0	2-1

Individual Statistics

Rushing	Baltimore:	J. Lewis 28-116-0-26LG; C. Taylor 7-43-0-16LG; A. Ricard 1-3-0-3LG; K. Boller 7-(-6)-0-1LG
	Washington:	C. Portis 25-53-0-9LG; L. Betts 1-(-1)-0-(-1)
Receiving	Baltimore:	R. Hymes 2-34-0-21LG; D. Wilcox 2-9-0-7LG; C. Moore 2-9-0-5LG; T. Jones 2-8-0-4LG; K. Johnson 1-21-0-21LG
	Washington:	C. Portis 4-16-0-8LG; L. Coles 3-25-0-10LG; T. Jacobs 2-18-0-14LG; C. Cooley 2-12-1-7LG; R. Gardner 1-9-0-9LG; L. Betts 1-3-0-3LG
Passing	Baltimore:	K. Boller 18-9-81-3-0-21LG
	Washington:	M. Brunell 29-13-83-1-1-14LG
Interceptions	Baltimore:	D. Sanders 1-23
	Washington:	T. Franz 1-22; F. Smoot 1-17; S. Springs 1-12
Sacks	Baltimore:	T. Suggs 2-13; E. Reed 1-15
	Washington:	A. Pierce 1-4; S. Springs 1-1
Field Goal Attempts	Baltimore:	M. Stover: 33
	Washington:	J. Hall: 26
Attendance	90,287	
Record	Baltimore:	3-2
	Washington:	1-4



GAME 6 – Sunday, Oct. 24, 2004
Ravens 20, Bills 6 at M&T Bank Stadium



CB Deion Sanders intercepted 2 passes, including 1 he returned 48 yards for a TD, to key the Ravens' 20-6 home victory over Buffalo. In total, the Ravens forced Bills QB Drew Bledsoe into 5 turnovers – 4 INTs and a fumble – to win for the 4th time in 5 games. The secondary recorded all 4 picks, but the defensive line deserved much of the credit. The front 7 pressured Bledsoe all day, recording 4 sacks and countless more QB hits. In addition to Sanders' 2 INTs, S Ed Reed and S Chad Williams each recorded picks, while DE Jarret Johnson recovered a fumble that LB Terrell Suggs forced. For the first half, the Ravens were clicking on all cylinders. Their defense limited Buffalo to 68 yards – including 14 on the ground – and the offense strung together 2 of its better drives of the season. After falling behind by a FG in the game's 1st 4 minutes – a result of a fumble by QB Kyle Boller on the Ravens' 22-yard line – the offense embarked on scoring drives of 54 and 83 yards. Boller had perhaps his best stretch of the season, completing his 1st 8 passes, including a 47-yard bomb to WR Travis Taylor, who played in his 1st game since the season opener. But a big reason the Ravens' offense held its own was the emergence of RB Chester Taylor, who started in place of Jamal Lewis (suspension) and rushed for 89 yards on 21 carries. Taylor churned out 22 yards on the Ravens' 2nd drive, putting the Ravens in position for Matt Stover to tie the game with a 24-yard FG. On the Ravens' series following Sanders' INT for TD, RB B.J. Sams scored his 1st offensive TD, going into the end zone from 5 yards out. K Matt Stover connected on FGs of 24 and 19 yards, while K Rian Lindell knocked through FGs from 25 and 21, scoring the Bills' only points. Suggs finished with 2 sacks, giving him 7 on the season. Sanders collected the 51st INT of his Hall of Fame-caliber career.

Buffalo	3	0	3	0	–	6	
Baltimore	10	7	0	3	–	20	
Bills	1	11:11	R. Lindell kick	24	FG	5-16, 3:06	3-0
Ravens	1	4:23	M. Stover kick	24	FG	12-54, 6:48	3-3
Ravens	1	1:25	D. Sanders	48	INT return (M. Stover kick)		3-10
Ravens	2	10:13	B. Sams	5	run (M. Stover kick)	9-83, 4:33	3-17
Bills	3	7:43	R. Lindell kick	21	FG	8-70, 4:03	6-17
Ravens	4	4:42	M. Stover kick	19	FG	4-5, 1:12	6-20

Team Statistics

	Bills	Ravens
First Downs (total-rush-pass-penalty)	15-3-11-1	12-7-4-1
Total Yards – Plays – Average	270-64-4.2	160-56-2.9
Net Yards Rushing – Rushes – Average	85-23-3.7	100-33-3.0
Net Yards Passing – Times Thrown – Yds Lost – Gross Pass.	185-4-18-203	60-4-26-86
Passes Attempted – Completed – Intercepted	37-20-4	19-10-0
Punts / Number – Average	4-38.5	6-37.8
Penalties / Number – Yards	5-40	4-25
Fumbles / Number – Lost	1-1	1-1

Individual Statistics

Rushing	Buffalo:	W. McGahee 16-58-0-15LG; T. Henry 7-27-0-19LG
	Baltimore:	C. Taylor 21-89-0-15LG; M. Smith 6-11-0-6LG; K. Boller 4-5-0-4LG; B. Sams 1-5-1-5; D. Sanders 1-(-10)-0-(-10)LG
Receiving	Buffalo:	E. Moulds 6-96-0-49LG; J. Reed 4-32-0-20LG; D. Shelton 4-26-0-11LG; M. Campbell 2-36-0-20LG; T. Henry 2-6-0-3LG; S. Aiken 1-6-0-6LG; W. McGahee 1-1-0-1LG
	Baltimore:	T. Taylor 2-52-0-47LG; C. Taylor 2-11-0-7LG; T. Jones 2-8-0-10LG; D. Wilcox 1-7-0-7LG; K. Johnson 1-5-0-5LG; R. Hymes 1-3-0-3LG; A. Ricard 1-0-0-0LG
Passing	Buffalo:	D. Bledsoe 37-20-203-4-0-49LG
	Baltimore:	K. Boller 19-10-86-0-0-47LG
Interceptions	Buffalo:	None
	Baltimore:	D. Sanders 2-48; C. Williams 1-94; E. Reed 1-14
Sacks	Buffalo:	A. Schobel 2-16; L. Fletcher 1-9; T. Spikes 1-1
	Baltimore:	T. Suggs 2-12; A. Weaver 1-6; A. Thomas 1-0
Field Goal Attempts	Buffalo:	R. Lindell: 24, 21
	Baltimore:	M. Stover: 24, 50WR, 19
Attendance		69,809
Record	Buffalo:	1-5
	Baltimore:	4-2



GAME 7 – Sunday, Oct. 31, 2004
Eagles 15, Ravens 10 at Lincoln Financial Field



Playing without 4 Pro Bowlers, the Ravens kept close with the NFL's only undefeated team, but ultimately lost to Philadelphia 15-10. The Eagles capitalized on a fumble by RB Chester Taylor – who started in place of Jamal Lewis (suspension) for the 2nd straight game – when QB Donovan McNabb connected with WR Terrell Owens on an 11-yard TD pass that broke open the game midway through the fourth quarter. However, the Ravens battled back, and thanks to perhaps the best game in QB Kyle Boller's young career (16 games), the injury-depleted Ravens nearly completed the rally. After Owens' TD, Boller quickly directed the Ravens the length of the football field on a drive that was capped by a 7-yard scoring pass to TE Daniel Wilcox. The Ravens got the ball back 2 more times in the game's final 5 minutes, and Boller looked poised to conduct the 1st fourth-quarter comeback of his young career. But when his 4th-down pass intended for WR Travis Taylor bounced out of the wideout's grasp, the Ravens' last chance was spent. Baltimore out-gained Philadelphia 327-298 without the services of Lewis, Jonathan Ogden (hamstring) and Todd Heap (ankle). The defense has also been without LB Peter Boulware (knee) the entire season. Boller completed 24 of 38 passes for 223 yards and a TD. The only black mark on Boller's stat sheet came on an INT that occurred on a Hail Mary pass at the end of the first half. The Ravens' defense kept the game close thanks to a goal-line stand in the first half. With the game tied at 3-3 early in the second quarter, the Eagles had the ball inside the Ravens' 10-yard line. On 1st-and-goal from the Ravens' 5, the Eagles looked poised to punch it into the end zone. McNabb found daylight along the right side of the line and scrambled towards the goal line. However, Ravens LB Ed Hartwell stripped McNabb of the ball at the 1, and it was recovered by S Will Demps.

2004 REVIEW

Baltimore	3	0	0	7	-	10
Philadelphia	3	3	0	9	-	15

Eagles	1	12:16	D. Akers kick 20 FG	5-40, 1:11	0-3
Ravens	1	2:18	M. Stover kick 44 FG	11-47, 6:29	3-3
Eagles	2	4:52	D. Akers kick 41 FG	10-57, 4:41	3-6
Eagles	4	14:56	D. Akers kick 43 FG	7-59, 2:23	3-9
Eagles	4	9:12	T. Owens 11 pass from D. McNabb (pass failed)	9-65, 3:47	3-15
Ravens	4	5:52	D. Wilcox 7 pass from K. Boller (M. Stover kick)	6-72, 3:20	10-15

Team Statistics

	Ravens	Eagles
First Downs (total-rush-pass-penalty)	19-5-10-4	19-5-12-2
Total Yards – Plays – Average	327-67-4.9	298-59-5.1
Net Yards Rushing – Rushes – Average	113-27-4.2	98-23-4.3
Net Yards Passing – Times Thrown – Yds Lost – Gross Pass.	214-2-9-22.3	200-2-19-21.9
Passes Attempted – Completed – Intercepted	38-24-1	34-18-0
Punts / Number – Average	7-43.9	6-47.0
Penalties / Number – Yards	6-91	8-72
Fumbles / Number – Lost	2-1	2-1

Individual Statistics

Rushing

Baltimore:	C. Taylor 18-78-0-13LG; M. Smith 5-25-0-13LG; K. Boller 1-7-0-7LG; B. Sams 1-2-0-2LG; A. Ricard 2-1-0-1LG
Philadelphia:	D. Levens 12-40-0-8LG; D. McNabb 6-36-0-16LG; R. Mahe 5-22-0-18LG

Receiving

Baltimore:	T. Taylor 6-80-0-23LG; D. Wilcox 5-26-1-7LG; C. Taylor 4-18-0-10LG; C. Moore 3-82-0-52LG; T. Jones 3-10-0-4LG; M. Smith 1-6-0-6LG; B. Sams 1-2-0-2LG; A. Ricard 1-(-1)-0-(-1)LG
Philadelphia:	T. Owens 8-101-1-24LG; C. Lewis 3-34-0-18LG; L. Smith 2-28-0-17LG; D. Levens 2-10-0-9LG; J. Parry 1-22-0-22LG; T. Pinkston 1-16-0-16LG; R. Mahe 1-8-0-8LG

Passing

Baltimore:	K. Boller 38-24-223-1-1-52LG
Philadelphia:	D. McNabb 33-18-219-0-1-24LG; M. Bartrum 1-0-0-0-0-0LG

Interceptions

Baltimore:	None
Philadelphia:	M. Lewis 1-0

Sacks

Baltimore:	E. Reed 1-13; A. Weaver 1-6
Philadelphia:	J. Kearse 2-9

Field Goal Attempts

Baltimore:	M. Stover: 4/4
Philadelphia:	D. Akers: 2/0, 4/4, 3/3

Attendance 67,715

Record

Baltimore:	4-3
Philadelphia:	7-0



GAME 8 – Sunday, Nov. 7, 2004
Ravens 27, Browns 13 at M&T Bank Stadium



S Ed Reed took a special game and made it unforgettable. The walking highlight reel made the Ravens' biggest play at the most critical time, returning a last-second INT for a TD to preserve the Ravens' 27-13 victory over Cleveland. Down a TD with less than 45 seconds remaining, the Browns had the ball on the Ravens' 5-yard line, facing 2nd-and-goal. Browns QB Jeff Garcia saw TE Aaron Shea streaking across the middle of the field at the goal line. He threw a perfect pass, but Shea, who was covered closely by LB Ray Lewis, had it bounce off his hands and into the grasp of Reed. An NFL-record 106 yards later, Reed was celebrating in the end zone. Thanks to a series of outstanding special teams plays, the Ravens were in position to win a game that was far closer than its final score. The unit had a bad start – giving up a 93-yard return for a TD to Richard Alston on the game's opening kickoff – but finished strong and kept the Ravens in the game. K Matt Stover kicked 4 FGs and P Dave Zastudil had the play of the game, until Reed stole the show. With the Ravens trailing 13-12 early in the fourth, Zastudil placed a punt inside the Browns' 5-yard line. B.J. Sams made a diving save, throwing the ball out of the end zone before either hit the ground. S Chad Williams downed it at the 1. After the Ravens' defense, which allowed just 217 yards, forced a 3-and-out, Browns P Derrick Frost managed just 7 yards on his punt, which only reached the Cleveland 9. Three Jamal Lewis runs later, the Ravens were in the end zone. After a 2-point conversion – in which QB Kyle Boller connected on a perfectly-thrown jump-ball to WR Clarence Moore – the Ravens put the game in the hands of their defense, which turned in another stellar performance. Boller led the Ravens on 3 consecutive scoring drives to end the first half.

Cleveland	10	0	0	3	-	13
Baltimore	3	9	0	15	-	27
Browns	1	14:46	R. Alston 93 KO return (P. Dawson kick)		0-0, 0:14	7-0
Ravens	1	9:37	M. Stover kick 44 FG		7-32, 2:34	7-3
Browns	1	1:22	P. Dawson kick 50 FG		4-1, 1:33	10-3
Ravens	2	10:45	M. Stover kick 39 FG		12-52, 5:37	10-6
Ravens	2	3:09	M. Stover kick 43 FG		10-51, 5:29	10-9
Ravens	2	0:00	M. Stover kick 36 FG		8-30, 1:04	10-12
Browns	4	14:14	P. Dawson kick 29 FG		14-72; 8:23	13-12
Ravens	4	7:03	J. Lewis 2 run (K. Boller-C. Moore pass)		3-9, 1:24	13-20
Ravens	4	0:26	E. Reed 106 INT return (M. Stover kick)			13-27

Team Statistics

	Browns	Ravens
First Downs (total-rush-pass-penalty)	13-5-7-1	15-5-8-2
Total Yards – Plays – Average	217-57-3.8	240-59-4.1
Net Yards Rushing – Rushes – Average	91-28-3.3	106-28-3.8
Net Yards Passing – Times Thrown – Yds Lost – Gross Pass.	126-3-20-146	134-1-8-142
Passes Attempted – Completed – Intercepted	26-15-1	30-17-0
Punts / Number – Average	6-36.0	5-46.6
Penalties / Number – Yards	9-55	3-25
Fumbles / Number – Lost	3-1	1-1

Individual Statistics

Rushing	Cleveland:	L. Suggs 18-56-0-17LG; J. Garcia 2-25-0-21LG; W. Green 8-10-0-5LG
	Baltimore:	J. Lewis 22-81-1-15LG; A. Ricard 2-18-0-14LG; C. Taylor 2-6-0-3LG; K. Boller 2-1-0-1LG
Receiving	Cleveland:	A. Bryant 4-43-0-15LG; S. Heiden 4-31-0-12LG; F. Jackson 2-26-0-13LG; A. Shea 2-20-0-15LG; W. Green 1-10-0-10LG; D. Northcutt 1-9-0-9LG; L. Suggs 1-7-0-7LG
	Baltimore:	T. Taylor 7-58-0-19LG; K. Johnson 3-24-0-9LG; C. Moore 2-24-0-16LG; D. Wilcox 2-9-0-5LG; J. Lewis 1-14-0-14LG; A. Ricard 1-7-0-7LG; R. Hymes 1-6-0-6LG
Passing	Cleveland:	J. Garcia 26-15-146-1-0-15LG
	Baltimore:	K. Boller 30-17-142-0-0-19LG
Interceptions	Cleveland:	E. Reed 1-106
	Baltimore:	None
Sacks	Cleveland:	E. Ekuban 1-8
	Baltimore:	W. Demps 1.5-12.5; A. Thomas 1-4; T. Suggs 0.5-3.5
Field Goal Attempts	Cleveland:	P. Dawson: 50, 29
	Baltimore:	M. Stover: 44, 39, 43, 36
Attendance	69,781	
Record	Cleveland:	3-5
	Baltimore:	5-3



GAME 9 – Sunday, Nov. 14, 2004
Ravens 20, Jets 17 (OT) at Meadowlands



As has become his habit, S Ed Reed altered the complexion of the Ravens' 20-17 OT victory over the Jets. But this time, there was a twist: QB Kyle Boller led the Ravens on a game-winning drive, which resulted in Matt Stover's clutch 42-yard FG. for the 1st time in the QB's career. Boller, 1st-round pick in 2003, connected with WR Kevin Johnson on a crucial 21-yard pass during the Ravens' 2nd possession of overtime, putting Stover in position to knock through the game-winner. The kick capped off a wild game, in which Baltimore fell behind 14-0 in the second quarter but scored 20 of the last 23 points to win for the 6th time in its last 8 games. While Boller will receive the plaudits, the entire team deserved praise. Injuries to CB Chris McAlister, G Edwin Mulitalo and P Dave Zastudil in the first half scrambled the Ravens' lineup, but not their resolve. Corey Fuller and Ray Walls filled in admirably at CB. The Ravens surged to a late victory despite playing behind an offensive line that had never even practiced in that particular alignment. And QB Kordell Stewart added 1 more Slash to his resume: he filled in at P, placing 2 kicks inside the 10-yard line, an effort in which he earned a Special Teams Player of the Week award. Trailing 14-0 late in the second half, Reed turned around the game by intercepting a pass in the end zone. He snuffed out a scoring opportunity and put the Ravens in position to score by returning the pick 78 yards. The INT led to a 6-yard TD pass from Boller to rookie WR Clarence Moore. After a 24-yard FG by Stover early in the second half, the Ravens took their 1st lead in the game, when Boller connected with Moore again, this time from 16 yards out. Boller finished the game 19 of 33 with 213 passing yards and did not throw an INT for the 6th time in 9 games. The Jets forced overtime when K Doug Brien kicked a 20-yard FG with 5 seconds remaining in regulation, but Stover answered in OT.

Baltimore	0	7	3	7	3	-	20
New York	0	14	0	3	0	-	17

Jets	2	13:35	C. Martin 1 run (D. Brien kick)	4-12, 1:59	0-7
Jets	2	3:43	C. Martin 9 run (D. Brien kick)	8-82, 4:14	0-14
Ravens	2	0:40	C. Moore 6 pass from K. Boller (M. Stover kick)	6-36, 0:53	7-14
Ravens	3	8:34	M. Stover kick 24 FG	9-41, 4:57	10-14
Ravens	4	4:13	C. Moore 16 pass from K. Boller (M. Stover kick)	9-75, 5:11	17-14
Jets	4	0:05	D. Brien kick 20 FG	10-52, 4:08	17-17
Ravens	5	7:35	M. Stover kick 42 FG	7-32, 2:56	20-17

Team Statistics

	Ravens	Jets
First Downs (total-rush-pass-penalty)	18-3-12-3	16-6-9-1
Total Yards – Plays – Average	262-68-3.9	305-64-4.8
Net Yards Rushing – Rushes – Average	76-32-2.4	156-36-4.3
Net Yards Passing – Times Thrown – Yds Lost – Gross Pass.	186-3-27-213	149-5-26-175
Passes Attempted – Completed – Intercepted	33-19-0	23-13-1
Punts / Number – Average	7-38.9	9-41.1
Penalties / Number – Yards	5-39	6-55
Fumbles / Number – Lost	2-1	1-0

Individual Statistics

Rushing	Baltimore:	J. Lewis 30-71-0-11LG; K. Boller 2-5-0-4LG
	New York:	C. Martin 28-119-2-21LG; Q. Carter 5-22-0-9LG; L. Jordan 3-15-0-10LG
Receiving	Baltimore:	C. Moore 5-45-2-16LG; T. Taylor 4-42-0-23LG; J. Lewis 3-20-0-17LG; K. Johnson 2-23-0-21LG; D. Wilcox 2-21-0-12LG; M. Smith 1-25-0-25LG; C. Taylor 1-23-0-23LG; R. Hymes 1-14-0-14LG
	New York:	S. Moss 3-75-0-47LG; W. Chrebet 3-19-0-13LG; J. McCareins 2-30-0-16LG; C. Martin 2-5-0-4LG; L. Jordan 1-25-0-25LG; C. Baker 1-19-0-19LG; J. Sowell 1-2-0-2LG
Passing	Baltimore:	K. Boller 33-19-213-0-2-25LG
	New York:	Q. Carter 22-13-175-0-0-47LG; L. Jordan 1-0-0-1-0-0LG
Interceptions	Baltimore:	E. Reed 1-78
	New York:	None
Sacks	Baltimore:	K. Gregg 1.5-5.5; M. Douglas 1.5-3.5; C. Williams 1-13; A. Thomas 1-4
	New York:	B. Thomas 1.5-16.5; J. Abraham 1-7.5; D. Robertson 0.5-3
Field Goal Attempts	Baltimore:	M. Stover: 24, 42
	New York:	D. Brien: 20
Attendance	77,826	
Record	Baltimore:	6-3
	New York:	6-3



GAME 10 – Sunday, Nov. 21, 2004
Ravens 30, Cowboys 10 at M&T Bank Stadium



A week after directing a road comeback victory, Kyle Boller again put the Ravens on his shoulders, guiding the team to a 30-10 victory over Dallas. After getting shut out in the first half, Boller threw 2 TD passes in the final 2 quarters and went over 200 passing yards for the 2nd consecutive game. In a span of 2 minutes, 21 seconds, Boller connected with TE Darnell Dinkins for a 17-yard TD pass, and then hooked up with WR Kevin Johnson for a 31-yard scoring strike, turning a 3-0 deficit into a lead the Ravens would not relinquish. Boller thrived despite getting little help from a banged-up running game. RB Jamal Lewis left the game in the first quarter with an ankle injury and did not return, although he could have in the case of an emergency. Backup tailback Musa Smith suffered a compound fracture to his tibia shortly after Lewis was injured. In the decisive third quarter, Boller completed 10 of 15 passes for 142 yards, leading the team to scores on 2 consecutive drives. After Boller's TD pass to Dinkins, the Ravens' biggest playmaker did what he does best. S Ed Reed stepped in front of a poorly-thrown pass by Cowboys QB Vinny Testaverde, nabbing his 4th pick in 5 games and the 6th of the season. That set up the strike to Johnson, his 1st as a Raven. From that point, the game was in the hands of the Ravens' defense, which turned in another superb effort. The Ravens forced 2 turnovers, limited the Cowboys to 222 total yards and held Dallas out of the end zone until the game's final minute. In the fourth quarter, Testaverde was again picked off, this time by S Chad Williams, who raced 44 yards for a TD. It was the Ravens' 5th defensive TD of the year. Late in the game, a fumble-forcing sack by DE Marques Douglas set up a 1-yard TD run by Chester Taylor. K Matt Stover drilled a 50-yard FG in the victory.

Dallas	3	0	0	7	-	10
Baltimore	0	0	14	16	-	30

Cowboys	1	3:53	B. Cundiff kick 19 FG	5-14, 1:57	3-0
Ravens	3	6:53	D. Dinkins 17 pass from K. Boller (M. Stover kick)	9-78, 4:28	3-7
Ravens	3	4:30	K. Johnson 31 pass from K. Boller (M. Stover kick)	6-63, 2:07	3-14
Ravens	4	11:22	M. Stover kick 50 FG	7-13, 2:44	3-17
Ravens	4	10:42	C. Williams 44 INT return (M. Stover kick)		3-24
Ravens	4	9:46	C. Taylor 1 run (kick aborted)	2-1, 0:37	3-30
Cowboys	4	0:40	J. Robinson 1 pass from D. Henson (B. Cundiff kick)	16-80, 9:06	10-30

Team Statistics

	Cowboys	Ravens
First Downs (total-rush-pass-penalty)	16-4-11-1	15-4-11-0
Total Yards – Plays – Average	222-65-3.4	287-57-5.0
Net Yards Rushing – Rushes – Average	94-35-2.7	59-21-2.8
Net Yards Passing – Times Thrown – Yds Lost – Gross Pass.	128-2-28-156	228-1-4-232
Passes Attempted – Completed – Intercepted	28-15-2	35-23-0
Punts / Number – Average	6-41.7	5-40.0
Penalties / Number – Yards	4-20	4-30
Fumbles / Number – Lost	1-1	2-2

Individual Statistics

Rushing	Dallas:	J. Jones 30-81-0-11LG; D. Henson 1-7-0-7LG;
	Baltimore:	E. George 3-5-0-4LG; V. Testaverde 1-1-0-1LG; C. Taylor 15-33-1-9LG; M. Smith 1-12-0-12LG; K. Boller 3-9-0-7LG; J. Lewis 2-5-0-4LG
Receiving	Dallas:	Q. Morgan 4-42-0-11LG; T. Copper 3-44-0-22LG; K. Johnson 3-40-0-16LG; J. Witten 3-29-0-13LG; J. Robinson 1-1-1-1LG; D. Barnes 1-0-0-0LG
	Baltimore:	T. Taylor 6-68-0-19LG; K. Johnson 4-51-1-31LG; C. Taylor 4-18-0-6LG; D. Dinkins 3-40-1-17LG; D. Wilcox 2-23-0-20LG; A. Ricard 2-5-0-5LG; C. Moore 1-24-0-24LG; J. Lewis 1-3-0-3LG

Passing	Dallas:	V. Testaverde 22-9-109-2-0-22LG;
	Baltimore:	D. Henson 6-6-47-0-1-16LG; K. Boller 34-23-232-0-2-31LG; R. Hymes 1-0-0-0-0-0LG

Interceptions	Dallas:	None
	Baltimore:	C. Williams 1-44; E. Reed 1-2

Sacks	Dallas:	K. Coleman 1-4
	Baltimore:	M. Douglas 1-21; T. Suggs 1-7

Field Goal Attempts	Dallas:	B. Cundiff: 19, 41WL
	Baltimore:	M. Stover: 50

Attendance 69,924

Record	Dallas:	3-7
	Baltimore:	7-3

2004 REVIEW



GAME 11 – Sunday, Nov. 28, 2004
Patriots 24, Ravens 3 at Gillette Stadium



After standing toe-to-toe with the defending World Champions for 30 minutes, the Ravens saw 1st-hand what is needed to take the next step. New England capitalized on stout defense, a big turnover and made virtually no mistakes in the game's final half to defeat the Ravens 24-3, winning for the 17th straight time at home. After playing New England to a draw in the first half, the Ravens were out-manned by the Patriots in the decisive third quarter. New England scored on its 1st 3 possessions of the second half – 2 long FGs by K Adam Vinatieri and a 1-yard TD run by RB Corey Dillon – to stake to a 14-point lead. For a Ravens outfit that was without 3 offensive starters, including 2 Pro Bowlers, it was a task too tall. RT Orlando Brown was a game-day scratch due to a lingering knee injury, so he joined RB Jamal Lewis and TE Todd Heap, both of whom had ankle ailments, on the inactive list. A torrential rainstorm, which converted Gillette Stadium into a mud pit, limited both teams' ability to throw the ball, as neither Ravens QB Kyle Boller nor New England's Tom Brady went over 200 yards or threw a TD. When the elements are at their worst, teams rely on their RBs the most. With Lewis, the NFL's rushing champion a year ago, sidelined, RB Chester Taylor filled in admirably against a stout Patriots defense. However, he was out-dued by Dillon, who went over 100 yards against his longtime rivals for the 1st time in 3 years. The former Bengals back churned out 123 yards and the TD on 30 carries, with the bulk of his production coming in the second half. Boller finished the game 15 of 35 with 93 yards, throwing an INT and losing a fumble that New England recovered in the end zone for a TD.

Baltimore	0	3	0	0	-	3
New England	0	3	6	15	-	24

Patriots	2	14:31	A. Vinatieri kick 28 FG	13-59, 5:57	0-3
Ravens	2	0:02	M. Stover kick 22 FG	6-12, 0:34	3-3
Patriots	3	11:22	A. Vinatieri kick 40 FG	9-37, 3:38	3-6
Patriots	3	5:39	A. Vinatieri kick 48 FG	6-22, 3:32	3-9
Patriots	4	14:57	C. Dillon 1 run (C. Dillon run)	9-48, 4:41	3-17
Patriots	4	14:15	J. Green fumble recovery in end zone (A. Vinatieri kick)		3-24

Team Statistics

	Ravens	Patriots
First Downs (total-rush-pass-penalty)	8-3-5-0	18-8-7-3
Total Yards – Plays – Average	124-59-2.1	314-72-4.4
Net Yards Rushing – Rushes – Average	77-20-3.9	144-41-3.5
Net Yards Passing – Times Thrown – Yds Lost – Gross Pass.	47-4-46-93	170-1-2-172
Passes Attempted – Completed – Intercepted	35-15-1	30-15-1
Punts / Number – Average	10-44.4	8-32.1
Penalties / Number – Yards	10-106	10-97
Fumbles / Number – Lost	2-1	3-0

Individual Statistics

Rushing	Baltimore:	C. Taylor 16-61-0-SLG; K. Boller 2-10-0-6LG; J. White 2-6-0-5LG
	New England:	C. Dillon 30-123-1-18LG; P. Pass 4-12-0-7LG; K. Faulk 3-7-0-6LG; T. Brady 3-3-0-4LG; R. Davey 1-(-1)-0-(-1)LG
Receiving	Baltimore:	C. Taylor 5-24-0-12LG; K. Johnson 3-20-0-8LG; D. Wilcox 2-30-0-20LG; C. Moore 2-15-0-12LG; T. Taylor 1-4-0-4LG; A. Ricard 1-0-0-0LG; R. Hynes 1-0-0-0LG
	New England:	D. Givens 6-42-0-14LG; D. Branch 4-51-0-15LG; D. Graham 2-24-0-22LG; P. Pass 2-18-0-10LG; D. Patten 1-37-0-37LG
Passing	Baltimore:	K. Boller 35-15-93-1-0-20LG
	New England:	T. Brady 30-15-172-0-0-37LG
Interceptions	Baltimore:	None
	New England:	R. Gay 1-13
Sacks	Baltimore:	M. Douglas 1-2
	New England:	T. Bruschi 1-18; R. Colvin 1-12; T. Johnson 1-10; R. Seymour 1-6
Field Goal Attempts	Baltimore:	M. Stover: 22
	New England:	A. Vinatieri: 28, 40, 48
Attendance		68,756
Record	Baltimore:	7-4
	New England:	10-1



GAME 12 – Sunday, Dec. 5, 2004
Bengals 27, Ravens 26 at M&T Bank Stadium



The Bengals scored 24 fourth-quarter points to win in Baltimore, 27-26, for the 1st time since 1996. Cincinnati K Shayne Graham booted through a 24-yard FG as time expired to complete the 2nd-greatest road comeback in Bengals history. Baltimore, which led 20-3 after 3 quarters, lost in a game that it led by 14 or more points for the 1st time in the Brian Billick era. The Ravens lost for just the 7th time in 35 games that they have had a 100-yard rusher, as RB Chester Taylor's 139 yards went for naught. However, nothing was more out of the ordinary than the defensive breakdowns in the fourth quarter, when the Bengals scored on 4 consecutive possessions to end the game. QB Carson Palmer, who torched the Ravens defense for 253 yards and 3 TDs in the second half, completed 81 percent of his passes. With the Ravens leading 26-24 following a clutch 45-yard FG by K Matt Stover, the Bengals took over at their own 34. On 2nd-and-long, Palmer had time to throw, and he lofted a pass to a wide-open WR T.J. Houshmandzadeh, who cradled it 34 yards downfield. Four plays later, Chad Johnson pulled in a pass for 22 more yards, putting the Bengals in position to win. Houshmandzadeh had 10 catches for 171 yards and a TD, while Johnson had 10 for 161 and 2 scores. The Ravens TDs came on offense from Taylor who scored from 1 yard out, and on defense from CB Chris McAlister who returned a fumble 64 yards in the third quarter. Stover was a perfect 4-for-4 on FGs, moving into 12th on the NFL's all-time scoring list, but the Ravens turned the ball over twice. RS B.J. Sams muffed a punt that led to the Bengals' 1st TD, and QB Kyle Boller threw an INT. S Ed Reed forced and recovered a fumble and grabbed an INT.

Cincinnati	0	3	0	24	–	27
Baltimore	3	3	14	6	–	26
Ravens	1	9:16	M. Stover kick 20 FG		5-23, 2:12	0-3
Bengals	2	2:25	S. Graham kick 41 FG		5-58, 1:46	3-3
Ravens	2	0:04	M. Stover kick 22 FG		15-78, 2:21	3-6
Ravens	3	8:13	C. Taylor 1 run (M. Stover kick)		12-85, 6:47	3-13
Ravens	3	2:29	C. McAlister 64 fumble recovery (M. Stover kick)			3-20
Bengals	4	14:55	C. Johnson 13 pass from C. Palmer (S. Graham kick)		2-19, 0:21	10-20
Bengals	4	10:39	C. Johnson 12 pass from C. Palmer (S. Graham kick)		5-76, 2:32	17-20
Ravens	4	8:34	M. Stover kick 38 FG		5-53, 2:05	17-23
Bengals	4	5:38	T. Houshmandzadeh 9 pass from C. Palmer (S. Graham kick)		6-68, 2:56	24-23
Ravens	4	1:42	M. Stover kick 45 FG		10-27, 3:56	24-26
Bengals	4	0:00	S. Graham kick 24 FG		8-60, 1:42	27-26

Team Statistics

	Bengals	Ravens
First Downs (total-rush-pass-penalty)	23-6-17-0	21-11-9-1
Total Yards – Plays – Average	453-63-7.2	356-65-5.5
Net Yards Rushing – Rushes – Average	98-24-4.1	192-31-6.2
Net Yards Passing – Times Thrown – Yds Lost – Gross Pass.	355-3-27-382	164-1-8-172
Passes Attempted – Completed – Intercepted	36-29-1	33-19-1
Punts / Number – Average	4-38.3	4-41.5
Penalties / Number – Yards	5-45	4-30
Fumbles / Number – Lost	1-1	2-1

Individual Statistics

Rushing	Cincinnati: R. Johnson 19-56-0-12LG; K. Watson 1-19-0-19LG; T. Houshmandzadeh 1-16-0-16LG; C. Palmer 2-7-0-9LG; J. Johnson 1-0-0-0LG Baltimore: C. Taylor 23-139-1-47LG; J. White 6-43-0-16LG; K. Boller 2-10-0-10LG
Receiving	Cincinnati: T. Houshmandzadeh 10-171-1-34LG; C. Johnson 10-161-2-51LG; R. Kelly 4-25-0-11LG; M. Schobel 2-11-0-11LG; K. Watson 1-7-0-7LG; T. Stewart 1-4-0-4LG; R. Johnson 1-3-0-3LG Baltimore: T. Jones 3-38-0-19LG; K. Johnson 3-27-0-11LG; C. Taylor 3-25-0-13LG; T. Heap 3-22-0-8LG; T. Taylor 2-40-0-24LG; C. Moore 2-9-0-8LG; D. Dinkins 1-9-0-9LG; A. Ricard 1-4-0-4LG; J. White 1-(-2)-0-(-2)LG
Passing	Cincinnati: C. Palmer 36-29-382-1-3-51LG Baltimore: K. Boller 33-19-172-1-0-24LG
Interceptions	Cincinnati: M. Williams 1-0 Baltimore: E. Reed 1-21
Sacks	Cincinnati: D. O'Neal 1-8 Baltimore: A. Thomas 1-10; T. Suggs 1-9; A. Weaver 1-8
Field Goal Attempts	Cincinnati: S. Graham: 53SH, 41, 24 Baltimore: M. Stover: 20, 22, 38, 45
Attendance	69,695
Record	Cincinnati: 6-6 Baltimore: 7-5

2004 REVIEW



GAME 13 - Sunday, Dec. 12, 2004
Ravens 37, Giants 14 at M&T Bank Stadium



In a game where several records fell, the Ravens dropped the New York Giants, 37-14, to snap a 2-game losing streak. In a rematch of Super Bowl XXXV, the Ravens followed through on a similar gameplan: punish the Giants in every facet of the game. The Ravens forced Giants QB Eli Manning into the worst game of his young career. The rookie turned the ball over 3 times, but that was only half of his team's miscues. Baltimore converted a team record-tying 6 turnovers, including 3 in the game's 1st 3 possessions, into 20 points, which was essentially the difference in the contest. In his 22nd start, Boller threw 4 TDs for the 1st time in his career. He was in the zone, finding both TE Todd Heap and WR Clarence Moore twice in the end zone. He completed 18-of-34 passes for 219 yards and amassed a QB rating of 112.3. The Ravens out-gained New York 353-196, getting 184 through the air and 169 on the ground. From the opening kickoff, it was clear that the Giants were sorely overmatched. New York KR Derrick Ward coughed up the ball after getting hit by LB T.J. Slaughter. LB Ed Hartwell recovered the fumble, and the Ravens were in business at the Giants' 27. A handful of plays later, the Ravens were in the end zone for the 1st time. Boller found Moore, the 6-foot-6 wideout, for a 12-yard TD pass, giving the Ravens a lead they would never relinquish. The Ravens' defense helped set the table for the offense all day, as S Ed Reed and CB Gary Baxter each had INTs, while LB Ray Lewis recovered a fumble. Reed's pick set a Ravens single-season record (8) and tied the team's career mark (20). RB Chester Taylor topped 100 yards for the 2nd consecutive game, churning out 104 on 25 carries, while Heap led the Ravens with 5 catches for 76 yards.

2004 REVIEW

New York	0	7	0	7	-	14
Baltimore	10	17	10	0	-	37

Ravens	1	12:04	C. Moore 12 pass from K. Boller (M. Stover kick)	6-27, 2:50	0-7
Ravens	1	9:01	M. Stover kick 46 FG	4-0, 1:50	0-10
Ravens	2	7:05	T. Heap 6 pass from K. Boller (M. Stover kick)	9-87, 5:10	0-17
Giants	2	2:43	O. Umenyiora 50 fumble recovery (S. Christie kick)		7-17
Ravens	2	0:21	C. Moore 8 pass from K. Boller (M. Stover kick)	9-73, 2:22	7-24
Ravens	2	0:00	M. Stover kick 44 FG	1-0, 0:03	7-27
Ravens	3	7:50	M. Stover kick 27 FG	7-27, 2:24	7-30
Ravens	3	1:42	T. Heap 1 pass from K. Boller (M. Stover kick)	4-14, 2:07	7-37
Giants	4	3:49	T. Barber 1 run (S. Christie kick)	6-78, 2:18	14-37

Team Statistics

	Giants	Ravens
First Downs (total-rush-pass-penalty)	11-2-6-3	23-8-14-1
Total Yards - Plays - Average	196-50-3.9	353-82-4.3
Net Yards Rushing - Rushes - Average	51-21-2.4	169-44-3.8
Net Yards Passing - Times Thrown - Yds Lost - Gross Pass.	145-2-9-154	184-4-35-219
Passes Attempted - Completed - Intercepted	27-10-2	34-18-0
Punts / Number - Average	7-41.1	8-36.6
Penalties / Number - Yards	9-65	6-86
Fumbles / Number - Lost	4-4	3-1

Individual Statistics

Rushing	New York:	T. Barber 19-55-1-10LG; E. Manning 1-0-0-0LG; W. Ponder 1-(-4)-0-(-4)LG
	Baltimore:	C. Taylor 25-104-0-19LG; J. Lewis 8-32-0-11LG; K. Boller 4-19-0-6LG; J. White 4-7-0-3LG; B. Sams 1-4-0-4LG; A. Ricard 1-4-0-4LG; K. Stewart 1-(-1)-0-(-1)LG
Receiving	New York:	J. Shockey 5-83-0-38LG; C. Johnson 2-53-0-41LG; T. Barber 2-9-0-8LG; I. Hilliard 1-9-0-9LG
	Baltimore:	T. Heap 5-76-2-37LG; C. Taylor 4-27-0-11LG; C. Moore 3-37-2-17LG; T. Taylor 3-33-0-21LG; K. Johnson 2-41-0-35LG; D. Dinkins 1-5-0-5LG
Passing	New York:	E. Manning 18-4-27-2-0-12LG; K. Warner 9-6-127-0-0-41LG
	Baltimore:	K. Boller 34-18-219-0-4-37LG
Interceptions	New York:	None
	Baltimore:	G. Baxter 1-33; E. Reed 1-6; D. Sanders 0-16
Sacks	New York:	R. Torbor 1-16; J. Maxwell 1-8; B. Alexander 1-5; O. Umenyiora 0.5-3; L. Legree 0.5-3
	Baltimore:	M. Douglas 1-5; A. Thomas 1-4
Field Goal Attempts	New York:	None
	Baltimore:	M. Stover: 46, 44, 27
Attendance		69,856
Record	New York:	5-8
	Baltimore:	8-5



GAME 14 - Sunday, Dec. 19, 2004
Colts 20, Ravens 10 at RCA Dome



The Colts scored all the points they needed in a frantic 5-minute stretch in the third quarter, capitalizing on Ravens miscues to defeat Baltimore 20-10. The game got away from the Ravens in the latter stages of the third period. The Colts tenuously held a 6-3 advantage when QB Peyton Manning led a 10-play, 77-yard drive, which was capped by a 29-yard TD pass to WR Marvin Harrison. On the play, a 3rd-and-1, the Ravens bit on a play-action fake to RB Edgerrin James, and Harrison got open in the defensive backfield and caught a strike from Manning. On Baltimore's next possession, QB Kyle Boller moved his team to the Indy 13-yard line, where K Matt Stover lined up a 31-yard FG that would have cut the lead to 7. Stover had not missed from inside 40 yards all season, but the kick came off Stover's foot low, was blocked by Larry Tripplett, bounced off Ravens G Bennie Anderson's head, and ricocheted back the other way. The Colts took over at the Ravens' 31, and they took advantage of the field position. Manning directed the Colts inside the Ravens' 10, and James ultimately punched it into the end zone from 3 yards out. The Ravens made a game of it when Boller connected with TE Todd Heap for a 13-yard score early in the fourth quarter. Baltimore's defense forced a 3-and-out on the Colts' next possession, and Baltimore was in position to inch even closer. But a drive into Colts territory stalled without any points, and the Ravens could not draw any closer. RB Jamal Lewis led all rushers with 130 yards on 20 carries, while Boller completed 19 of 40 passes for 210 yards, but did throw 2 INTs. Heap led the Ravens with 4 catches for 58 yards. The Ravens' defense limited the Colts to a season-low 20 points and just 316 yards of total offense in the loss.

	Baltimore	Indianapolis	0	3	0	7	-	10
			3	3	14	0	-	20
Colts	1	11:17	M. Vanderjagt kick 24 FG				8-65, 3:43	0-3
Ravens	2	13:04	M. Stover kick 42 FG				8-67, 3:38	3-3
Colts	2	0:01	M. Vanderjagt kick 33 FG				2-31, 0:12	3-6
Colts	3	5:54	M. Harrison 29 pass from P. Manning (M. Vanderjagt kick)				10-77, 6:24	3-13
Colts	3	0:28	E. James 3 run (M. Vanderjagt kick)				5-31, 1:56	3-20
Ravens	4	12:50	T. Heap 13 pass from K. Boller (M. Stover kick)				8-34; 2:38	10-20

Team Statistics

	Baltimore	Ravens	Colts
First Downs (total-rush-pass-penalty)		19-6-2-1	17-4-11-2
Total Yards - Plays - Average		354-71-5.0	316-57-5.5
Net Yards Rushing - Rushes - Average		160-29-5.5	67-24-2.8
Net Yards Passing - Times Thrown - Yds Lost - Gross Pass.		194-2-16-210	249-0-0-249
Passes Attempted - Completed - Intercepted		40-19-2	33-20-0
Punts / Number - Average		5-39.0	6-48.7
Penalties / Number - Yards		7-35	5-28
Fumbles / Number - Lost		1-0	1-0

Individual Statistics

Rushing	Baltimore:	J. Lewis 20-130-0-47LG; C. Taylor 7-22-0-9LG; J. White 1-6-0-6LG; K. Boller 1-2-0-2LG
	Indianapolis:	E. James 22-69-1-16LG; P. Manning 2-(-2)-0-(-2)LG
Receiving	Baltimore:	T. Heap 4-58-1-24LG; K. Johnson 4-33-0-10LG; T. Taylor 2-39-0-33LG; C. Taylor 2-20-0-11LG; J. Lewis 2-17-0-11LG; C. Moore 1-17-0-17LG; D. Dinkins 1-10-0-10LG; T. Jones 1-7-0-7LG; J. White 1-6-0-6LG; A. Ricard 1-3-0-3LG
	Indianapolis:	R. Wayne 8-88-0-22LG; M. Harrison 5-73-1-29LG; B. Stokley 3-18-0-7LG; M. Pollard 2-34-0-31LG; E. James 1-23-0-23LG; D. Clark 1-13-0-13LG
Passing	Baltimore:	K. Boller 40-19-210-2-1-33LG
	Indianapolis:	P. Manning 33-20-249-0-1-31LG
Interceptions	Baltimore:	None
	Indianapolis:	C. June 1-71; M. Doss 1-32
Sacks	Baltimore:	None
	Indianapolis:	D. Freeney 2-16
Field Goal Attempts	Baltimore:	M. Stover; 42, 31B
	Indianapolis:	M. Vanderjagt; 24, 33, 33WR
Attendance	57,240	
Record	Baltimore:	8-6
	Indianapolis:	11-3

2004 REVIEW



GAME 15 – Sunday, Dec. 26, 2004
Steelers 20, Ravens 7 at Heinz Field



After losing to Pittsburgh 20-7 in a game that was decided after the 1st series of the second half, Baltimore dropped back-to-back games for the 2nd time in the last 5 weeks. With Pittsburgh leading 10-7 at the beginning of the third quarter, the Steelers drove the length of the field on a 14-play, 8 1/2-minute TD drive that was capped by a 2-yard scoring pass from QB Ben Roethlisberger to TE Jerame Tuman. The only other pass Roethlisberger threw on the drive came on its 1st play, meaning the Steelers ran 12 consecutive times, gaining 62 yards, en route to the score. Future Hall of Fame RB Jerome Bettis churned out 117 yards on 27 carries, going over the century mark for the 60th time in his illustrious career. The Ravens had a chance to respond, as QB Kyle Boller directed the Ravens to the Pittsburgh 26 on their ensuing drive, setting up a 44-yard FG attempt by K Matt Stover. However, the kick went wide right, and when Steelers K Jeff Reed nailed a FG of his own on the ensuing possession, the game got away from Baltimore. Pittsburgh controlled the line of scrimmage on both offense and defense. While the Steelers produced 183 rushing yards, the Ravens gained just 71, with more than a third of those coming from Boller scrambles. RB Jamal Lewis had a 5-yard TD run, but that was only his 2nd-longest rush of the day. The Steelers held the 2003 rushing champion to 26 yards on 14 carries. That put the burden on Boller, who completed 18 of 32 passes for 177 yards, but threw a costly INT late in the first quarter. On third-and-7 from the Steelers' 25, Boller was hit by LB James Harrison while in the act of throwing. The ball fluttered into the arms of Steelers LB Joey Porter, and led to a Steelers' FG.

Baltimore	7	0	0	0	-	7
Pittsburgh	7	3	7	3	-	20

Steelers	1	10:24	P. Burress 36 pass from B. Roethlisberger (J. Reed kick)	5-80, 2:28	0-7
Ravens	1	4:27	J. Lewis 5 run (M. Stover kick)	11-68, 5:57	7-7
Steelers	2	13:02	J. Reed kick 23 FG	9-60, 3:31	7-10
Steelers	3	6:26	J. Tuman 2 pass from B. Roethlisberger (J. Reed kick)	14-71, 8:34	7-17
Steelers	4	12:53	J. Reed kick 40 FG	8-43, 4:31	7-20

Team Statistics

	Ravens	Steelers
First Downs (total-rush-pass-penalty)	16-4-11-1	20-12-8-0
Total Yards – Plays – Average	248-53-4.7	404-62-6.5
Net Yards Rushing – Rushes – Average	71-21-3.4	183-42-4.4
Net Yards Passing – Times Thrown – Yds Lost – Gross Pass.	177-0-0-177	221-0-0-221
Passes Attempted – Completed – Intercepted	32-18-1	20-15-1
Punts / Number – Average	3-38.3	0-0.0
Penalties / Number – Yards	3-30	3-25
Fumbles / Number – Lost	0-0	1-1

Individual Statistics

Rushing Baltimore: K. Boller 4-28-0-15LG; J. Lewis 14-26-1-11LG; C. Taylor 3-17-0-12LG
Pittsburgh: J. Bettis 27-117-0-11LG; V. Haynes 8-61-0-14LG;
B. Roethlisberger 2-11-0-9LG; T. Maddox 4-(-1)-0-11LG;
H. Ward 1-(-5)-0-(-5)

Receiving Baltimore: R. Hynes 4-55-0-22LG; T. Heap 3-34-0-13LG; T. Jones 3-24-0-19LG;
J. Lewis 2-16-0-14LG; C. Taylor 2-16-0-11LG; A. Ricard 2-13-0-7LG;
K. Johnson 1-14-0-14LG; D. Dinkins 1-5-0-5LG
Pittsburgh: P. Burress 3-97-1-36LG; A. Randle El 3-55-0-33LG;
H. Ward 3-21-0-8LG; J. Tuman 2-26-1-24LG; J. Bettis 2-13-0-9LG;
D. Kreider 1-9-0-9LG; V. Haynes 1-0-0-0LG

Passing Baltimore: K. Boller 32-18-177-1-0-22LG
Pittsburgh: B. Roethlisberger 19-14-221-1-2-36LG; T. Maddox 1-1-0-0-0-0LG

Interceptions Baltimore: W. Demps 1-0
Pittsburgh: J. Porter 1-3

Sacks Baltimore: None
Pittsburgh: None

Field Goal Attempts Baltimore: M. Stover: 44WR
Pittsburgh: J. Reed: 23, 40

Attendance 64,227

Record Baltimore: 8-7
Pittsburgh: 14-1



GAME 16 – Sunday, Jan. 2, 2005
Ravens 30, Dolphins 23 at M&T Bank Stadium



Playing without some of their best players (LB Ray Lewis, TE Todd Heap and CB Deion Sanders), the Ravens defeated the Dolphins 30-23 in their season finale. Baltimore surged to a 27-7 lead after intercepting Miami QB Sage Rosenfels 3 times, and then survived a late Dolphins rally for the victory. However, it was how the Ravens responded early that may have won the game. On the 1st play in his only start of the year, Rosenfels connected with WR Chris Chambers on a 76-yard TD pass, giving the Dolphins a lead before the game really even started. On their 1st drive, QB Kyle Boller, who completed 14-of-27 passes for 142 yards and a TD, and the Ravens marched down the field. The drive was capped by a 1-yard TD pass to TE Terry Jones. The game stayed knotted at 7-7 until the Ravens, behind hard running by RB Jamal Lewis, drove deep into Dolphins territory and set up a 25-yard FG by K Matt Stover. The Ravens would not trail again. In fact, it only took the team another 49 seconds to extend its lead. Miami faced 3rd-and-14 from the Dolphins' 16 when DE Jarret Johnson tipped Rosenfels' pass, came down with the ball and rumbled into the end zone. The Ravens stretched the lead to 20-7 when Stover knocked through a 19-yard FG with 8 seconds remaining in the half. In the third quarter, the Ravens intercepted Rosenfels again, this time by S Ed Reed, who returned it to the Dolphins' 2. That gave Reed 358 INT return yards on the season, breaking the NFL's all-time record. On the very next play, Lewis, who had 167 yards on 34 carries, powered into the end zone to give Baltimore a 27-7 lead. Stover later kicked another FG and the Ravens held on to secure the 4th winning season in team history.

2004 REVIEW

Miami	7	0	14	2	-	23
Baltimore	7	13	10	0	-	30

Dolphins	1	14:44	C. Chambers 76 pass from S. Rosenfels (O. Mare kick)	1-76, 0:16	7-0
Ravens	1	11:26	T. Jones 1 pass from K. Boller (M. Stover kick)	7-64, 3:18	7-7
Ravens	2	7:57	M. Stover kick 25 FG	9-50, 3:49	7-10
Ravens	2	7:08	J. Johnson 6 INT return (M. Stover kick)		7-17
Ravens	2	0:08	M. Stover kick 19 FG	12-48, 5:30	7-20
Ravens	3	11:24	J. Lewis 2 run (M. Stover kick)	1-2, 0:04	7-27
Dolphins	3	11:10	W. Welker 95 KO return (O. Mare kick)	0-0, 0:14	14-27
Dolphins	3	5:10	S. Morris 35 run (O. Mare kick)	9-90, 3:42	21-27
Ravens	3	0:02	M. Stover kick 33 FG	9-50, 5:08	21-30
Dolphins	4	10:13	K. Boller tackled in end zone by S. Knight for safety		23-30

Team Statistics

First Downs (total-rush-pass-penalty)	Dolphins	Ravens
Total Yards – Plays – Average	18-6-9-3	21-10-10-1
Net Yards Rushing – Rushes – Average	345-61-5.7	332-68-4.9
Net Yards Passing – Times Thrown – Yds Lost – Gross Pass.	97-20-4.9	190-41-4.6
Passes Attempted – Completed – Intercepted	248-3-16-264	142-0-0-142
Punts / Number – Average	38-16-3	27-14-0
Penalties / Number – Yards	5-34-6	6-38-7
Fumbles / Number – Lost	5-50	6-50
	2-0	2-0

Individual Statistics

Rushing	Miami:	S. Morris 12-89-1-35LG; T. Minor 8-8-0-10LG
	Baltimore:	J. Lewis 34-167-1-20LG; K. Boller 4-22-0-11LG; C. Taylor 2-1-0-1LG; J. White 1-0-0-0LG
Receiving	Miami:	C. Chambers 4-146-1-76LG; B. Gilmore 3-47-0-37LG; D. Lee 3-25-0-14LG; R. McMichael 2-5-0-3LG; S. Morris 1-13-0-13LG; D. Thompson 1-13-0-13LG; R. Bellamy 1-8-0-8LG; T. Minor 1-7-0-7LG
	Baltimore:	D. Wilcox 6-72-0-17LG; D. Dinkins 2-25-0-18LG; R. Hymes 2-19-0-16LG; K. Johnson 2-11-0-7LG; C. Moore 1-14-0-14LG; T. Jones 1-1-1-1LG
Passing	Miami:	S. Rosenfels 38-16-264-3-1-76LG
	Baltimore:	K. Boller 27-14-142-0-1-18LG
Interceptions	Miami:	None
	Baltimore:	E. Reed 1-41; J. Johnson 1-6; A. Weaver 1-1
Sacks	Miami:	None
	Baltimore:	A. Thomas 2-2; T. Suggs 1-14
Field Goal Attempts	Miami:	O. Mare: 53WR
	Baltimore:	M. Stover: 25, 19, 33
Attendance		69,843
Record	Miami:	4-12
	Baltimore:	9-7

2004 NFL RANKINGS

	OFFENSE			DEFENSE		
	Total	Rush	Pass	Total	Rush	Pass
Arizona	27	22	24	12	27	9
Atlanta	20	*1	30	14	8T	22
Baltimore	31	9	31	6	8T	10
Buffalo	25	13	27	2	7	3
Carolina	13	28	9	20	17	18
Chicago	32	25T	32	21	25	15
Cincinnati	18	17	17	19	26	13
Cleveland	28	23	25	15	32	5
Dallas	14	20	15	16	10	21
Denver	5	4	6	4	4	6
Detroit	24	19	23	22	15	20
Green Bay	3	10	3	25	14	25
Houston	19	12	18	23	13	24
Indianapolis	2	15	*1	29	24	29
Jacksonville	21	16	19	11	11	16
Kansas City	*1	5	4	31	12	32
Miami	29	31	21	8	31	2
Minnesota	4	18	2	28	21	27T
New England	7	7	11	9	6	17
New Orleans	15	27	12	32	30	27T
New York Giants	23	11	26	13	28	8
New York Jets	12	3	22	7	5	14
Oakland	17	32	8	30	22	30
Philadelphia	9	24	7	10	16	12
Pittsburgh	16	2	28	*1	*1	4
St. Louis	6	25T	5	17	29	11
San Diego	10	6	16	18	3	31
San Francisco	26	30	20	24	20	19
Seattle	8	8	13	26	23	23
Tampa Bay	22	29	14	5	19	*1
Tennessee	11	14	10	27	18	26
Washington	30	21	29	3	2	7

T = Tied for position

* = League Leader

2004 AWARD-WINNING RAVENS

Players of the Month

RS B.J. Sams (October) – Special Teams

S Ed Reed (November) – Defense

Players of the Week

CB Deion Sanders (Week 7) – Defense

S Ed Reed (Week 9) – Defense

QB Kordell Stewart (Week 10) – Special Teams

QB Kyle Boller (Week 14) – Offense

AP Defensive Player of the Year

S Ed Reed

Pro Football Weekly Awards

S Ed Reed (Defensive Player of the Year)

Pro Bowl Players

Player	Time	Years
Jonathan Ogden	8th	1997-2004
Ray Lewis	7th	1997-2001, 2003-2004
Chris McAlister	2nd	2003-2004
Ed Reed	2nd	2003-2004
Terrell Suggs	1st	2004

FedEx Ground Player of the Week

RB Jamal Lewis (Week 3)

USA Today All-Joe Team

(Overlooked and hard-working not yet Pro Bowlers)

ILB Ed Hartwell

C Casey Rabach

1st-Team AP All-Pro

LB Ray Lewis

S Ed Reed

Daryl Johnston's All-Lunch Pail Crew

S Will Demps

ILB Ed Hartwell

2nd-Team AP All-Pro

T Jonathan Ogden

CB Chris McAlister

Vic Carucci's (nfl.com) All-Interview Team

LB Ray Lewis

2004 NFL STANDINGS

AMERICAN FOOTBALL CONFERENCE

NORTH							EAST						
W	L	T	Pct.	Pts.	OP		W	L	T	Pct.	Pts.	OP	
*Pittsburgh	15	1	0	.938	372	251	*New England	14	2	0	.875	437	260
Baltimore	9	7	0	.563	317	268	#N.Y. Jets	10	6	0	.625	333	261
Cincinnati	8	8	0	.500	374	372	Buffalo	9	7	0	.563	395	284
Cleveland	4	12	0	.250	276	390	Miami	4	12	0	.250	275	354

SOUTH							WEST						
W	L	T	Pct.	Pts.	OP		W	L	T	Pct.	Pts.	OP	
*Indianapolis	12	4	0	.750	522	351	*San Diego	12	4	0	.750	446	313
Jacksonville	9	7	0	.563	261	280	#Denver	10	6	0	.625	381	304
Houston	7	9	0	.438	309	339	Kansas City	7	9	0	.438	483	435
Tennessee	5	11	0	.313	344	439	Oakland	5	11	0	.313	320	442

* Division Champion

Wild Card Team

NATIONAL FOOTBALL CONFERENCE

NORTH							EAST						
W	L	T	Pct.	Pts.	OP		W	L	T	Pct.	Pts.	OP	
*Green Bay	10	6	0	.625	424	380	*Philadelphia	13	3	0	.813	386	260
#Minnesota	8	8	0	.500	405	395	N.Y. Giants	6	10	0	.375	303	347
Detroit	6	10	0	.375	296	350	Dallas	6	10	0	.375	293	405
Chicago	5	11	0	.313	231	331	Washington	6	10	0	.375	240	265

SOUTH							WEST						
W	L	T	Pct.	Pts.	OP		W	L	T	Pct.	Pts.	OP	
*Atlanta	11	5	0	.688	340	337	*Seattle	9	7	0	.563	371	373
New Orleans	8	8	0	.500	348	405	#St. Louis	8	8	0	.500	319	392
Carolina	7	9	0	.438	355	339	Arizona	6	10	0	.375	284	322
Tampa Bay	5	11	0	.313	301	304	San Francisco	2	14	0	.125	259	452

* Division Champion

Wild Card Team

2004 NFL POSTSEASON

Home teams in CAPS

AFC

Wild Card Playoff Games

NY Jets 20, SAN DIEGO 17 (OT)
INDIANAPOLIS 49, Denver 24

Divisional Playoff Games

PITTSBURGH 20, NY Jets 17 (OT)
NEW ENGLAND 20, Indianapolis 3

Championship Game

New England 41, PITTSBURGH 27

NFC

Wild Card Playoff Games

St. Louis 27, SEATTLE 20
Minnesota 31, GREEN BAY 17

Divisional Playoff Games

ATLANTA 47, St. Louis 17
PHILADELPHIA 27, Minnesota 14

Championship Game

PHILADELPHIA 27, Atlanta 10


Super Bowl XXXIX at ALLTEL Stadium, Jacksonville, Florida

New England (AFC) 24, PHILADELPHIA (NFC) 21

AFC-NFC Pro Bowl at Aloha Stadium, Honolulu, Hawaii

AFC 38, NFC 27

**CHRIS
McALISTER**







JAMAL
LEWIS

RAVENS

31





The young and brash Baltimore Ravens began the 2000 NFL season talking playoffs and ending it as champions, thanks to one of the most dominant defenses in pro football history. The Ravens' *Super Journey* began with an ominous regular season schedule that included 5 road games in 7 weeks. In the middle of it all was a 5-game streak without a touchdown. Thankfully, the TD drought never divided the team.

The race toward the Lombardi trophy was not without its hurdles: Ray Lewis rebounded from a trying offseason; Trent Dilfer returned to Tampa Bay for the Super Bowl; an emotional Jermaine Lewis dedicated a superb performance to the memory of his still-born son. Still, the team rallied the season, and it made the hard-fought victory that much sweeter.

The Journey was about coming of age for talented kids like Jamal Lewis, Chris McAlister, and Duane Starks. It also belonged to tough veterans like Rod Woodson, Ray Lewis, Rob Burnett, Shannon Sharpe, Matt Stover, Michael McCrary and Jonathan Ogden. And *The Journey* belonged to Baltimore. The fans num-

bered in the thousands at the downtown sendoff at Harbor Place in January. Banners and promises hung in the air and were not broken.

While the hometown fans celebrated at the Inner Harbor, the team left for Tampa, and in a week's time, beat the Giants, 34-7, on January 28, 2001.

After the Ravens came home on that sky-blue Monday following the Super Bowl victory, the team learned the city had scheduled a parade the next day. That Tuesday was cold and rainy (bottom, right), yet fans numbered in the hundreds of thousands and lined the city streets to welcome their heroes home.

Ray Lewis earned Super Bowl XXXV MVP honors, as well as Defensive Player of the Year. The Ravens broke or tied a number of records in the game, including tying a Super Bowl record with 4 INTs. They were only the 3rd team in NFL history to not commit a turnover in a Super Bowl, and most exciting of all - 3 seesaw scores on 3 successive plays set a Super Bowl record. The back-to-back kickoff returns for touchdowns were also a new record.

When handed the Vince Lombardi trophy (middle photo), Art Modell lifted the silver prize in the air, and said:

"To the people of Baltimore City, Baltimore County and the State of Maryland, this belongs to you. From the bottom of my heart, Thank You."

In June 2001, the entire organization, players, coaches and staff were invited to the White House to meet President George W. Bush (top, right).

The Ravens chronicled their run to the Super Bowl in the book *Super Journey* (pictured above).



BALTIMORE FOOTBALL HISTORY

- 1946...** 12/28 - Baltimore awarded bankrupt Miami Seahawks franchise of the All-America Football Conference. Renamed Colts via a fan contest.
- 1949...** 12/8 - AAFC /NFL reached merger agreement. Colts entered the NFL for 1950 season.
- 1950...** 12/19 - Colts finished 1-11 in their first NFL season with a 15-14 loss to the New York Yanks at Yankee Stadium. The Yanks later became the Baltimore Colts.
- 1951...** 1/18 - Franchise withdrew from league and received \$50,000 for players by the NFL.
- 1951 and 1952** - No Colts team existed.
- 1952** 12/3 - Commissioner Bert Bell challenged Baltimore to sell 15,000 tickets in 6 weeks to re-enter NFL. The ticket drive reached its quota in 4 weeks, 3 days.
- 1953...** Jan. Carroll Rosenbloom headed an ownership group and Baltimore was awarded the Dallas Texan franchise.
- 1958...** 12/28 - Colts defeated NYG, 23-17, at Yankee Stadium for World Championship. This game sparked the emergence of the NFL as a televised sports giant.
- 1959...** 12/27 - Colts won 2nd straight World Championship over Giants, in Baltimore, 31-16.
- 1963...** 1/8 - Don Shula replaced Weeb Ewbank as head coach.
- 1964...** 12/27 - Browns beat Colts, 27-0, in Cleveland for NFL title. Art Modell wins 1st title.
- 1966...** 6/8 - NFL and AFL announced plans to merge in 1970. Colts, Browns and Steelers later join AFC in NFL's realignment.
- 1969...** 1/12 - Jets defeated Colts, 16-7, in Super Bowl III at Orange Bowl after Joe Namath *guarantees* New York victory.
- 1970...** 3/3 - Don Shula resigned to become head coach of Miami Dolphins.
- 1971...** 1/17 - Jim O'Brien kicked 32 FG with 5 seconds to play as Colts won Super Bowl V over Dallas, 16-13, in 1st-ever AFC-NFC Super Bowl.
- 1972...** 7/26 - Robert Irsay traded the L.A. Rams to Carroll Rosenbloom for the Colts.
- 1975...** 1/15 - Ted Marchibroda named head coach.
- 1983...** 4/26 - Colts selected John Elway with 1st pick in NFL draft, but traded him to Denver for OT Chris Hinton, QB Mark Herrmann and Denver's top pick in 1984.
- 12/18 - In last NFL regular season game in Memorial Stadium (until 1996), the Colts beat the Oilers, 20-10. TE Pat Beach scored the last TD of game on 12-yard pass from Mike Pagel.
- 1984...** 3/28 - Colts franchise relocated to Indianapolis.

RAVENS HISTORY BEGINS

- 1995...** 11/6 - Cleveland Browns announced intention to move to Baltimore for 1996 season.
- 1996...** 2/9 - NFL approved franchise move.
- 2/15 - Ted Marchibroda was named Baltimore Ravens 1st head coach 21 years and 1 month to the day he was hired by the then-Baltimore Colts in 1975.
- 3/29 - Baltimore's NFL franchise officially named Ravens after a *Baltimore Sun* telephone poll received record number of calls supporting the name Ravens.
- 4/1 - Ravens opened Owings Mills training facility with start of offseason program.
- 4/20 - Ravens selected UCLA OL Jonathan Ogden with their 1st-ever draft choice (4th overall). U. of Miami LB Ray Lewis selected with 2nd pick in the 1st round (26th overall).
- 6/5 - The new Ravens' logo, colors and uniforms were unveiled in a fashion show at Harborplace.
- 6/14 - Ravens sold over 50,000 season tickets in 14 days.

BALTIMORE RAVENS HISTORY

- 9/1 - The Ravens 1st-ever regular season game is played before 64,124 fans at Memorial Stadium, the largest crowd in Baltimore professional sports history. QB Vinny Testaverde scored the 1st TD on a 9-yard run to propel the Ravens to a 19-14 win over the Oakland Raiders.
- 12/22 - The Ravens concluded their inaugural season with a 4-12 record following a 24-21 loss to the Houston Oilers. The Ravens were 4-4 at home, but 0-8 on the road. The team sold out all 10 home games, including the 2 preseason games. Baltimore held a second-half lead in 10 of its 11 final games, but won only 2. QB Vinny Testaverde was voted to the Pro Bowl after throwing for 4,177 yards and 33 TDs. WRs Michael Jackson and Derrick Alexander both eclipsed the 1,000-yard receiving mark and combined for 23 TD receptions.
- 1997... 3/18 - The Ravens and Western Maryland College entered into a 5-year agreement to hold training camp at the Westminster, MD campus.
- 4/19 - The Ravens selected LB Peter Boulware with their 1st pick in the 1997 draft (4th overall). Boulware went on to win NFL Defensive Rookie of the Year honors and finished with 11.5 QB sacks, the 4th-best sack total by a rookie in NFL history.
- 9/21 - The Ravens defeated the Tennessee Oilers, 36-10, to start the season 3-1.
- 12/14 - Baltimore defeats Tennessee, 21-19, in the final game at Memorial Stadium. 13 of the 16 regular season games played by the Ravens at Memorial Stadium were televised and all were sold out.
- 12/21 - Baltimore dropped a 16-14 game at Cincinnati to finish the season 6-9-1. T Jonathan Ogden is named consensus All-Pro and is voted as a starter to the Pro Bowl. LB Ray Lewis led the NFL in tackles with 210, was voted 1st alternate to the Pro Bowl, and then was selected as a "needs" player by coach Bill Cowher.
- 1998... 9/5 - The new NFL Stadium at Camden Yards (later named PSINet Stadium) was the backdrop for an opening gala that included fireworks, a Stevie Wonder/Baltimore Symphony Orchestra concert and a spectacular laser show.
- 9/6 - The Ravens opened their new NFL Stadium in downtown Baltimore before a host of dignitaries, a packed house and the Steelers. The Ravens lost, 20-13.
- 11/29 - The Colts returned to Baltimore for the 1st time since 1983. The Ravens overcame two 14-point deficits and scored 25 second-half points to win 38-31.
- 12/13 - The Ravens and Minnesota Vikings set an NFL record with 3 KORs for TDs, all in the first quarter. Ravens Corey Harris and Patrick Johnson and Minnesota's David Palmer all scored TDs on returns in the Vikings' 38-28 win. Gary Anderson set an NFL record when he kicked his 34th straight successful FG, 1 of 6 3-pointers.
- 12/28 - After a 6-10 finish, the Ravens did not renew Ted Marchibroda's contract. Six Ravens represented the AFC in the Pro Bowl: LB Peter Boulware, WR/RS Jermaine Lewis, LB Ray Lewis, DE Michael McCrary, T Jonathan Ogden and S Bennie Thompson (special teamer).
- 1999... 1/19 - Brian Billicek became the 2nd head coach in Baltimore Ravens history when he accepted a 6-year contract from owner Art Modell. Billicek, the highly successful offensive coordinator for Minnesota, directed a Vikings' attack that set a variety of NFL and team records, including the league's all-time scoring mark of 556 points in 1998.
- 1/26 - PSINet Inc., the 1st and largest independent commercial Internet Service Provider, announced a 20-year partnership with the Ravens to develop a global Internet-based network for the Ravens. Under the agreement, the new downtown facility was named PSINet Stadium.
- 1/30 - Ravens Executive VP of Player Personnel Ozzie Newsome was selected for induction into Pro Football's Hall of Fame, along with Lawrence Taylor, Eric Dickerson, Tom Mack and Billy Shaw. Newsome was the NFL's all-time leading TE in pass receptions, until Shannon Sharpe eclipsed Ozzie in 2001.

BALTIMORE RAVENS HISTORY

- 4/17 - The Ravens selected Arizona CB Chris McAlister (10th overall) with their 1st-round pick and traded their 2nd-round choice for Atlanta's 1st-round choice in 2000. Baltimore also acquired veterans QB Tony Banks, OL Everett Lindsay and TE Lovett Purnell in trades involving 1999 picks.
- 9/12 - Brian Billick's debut as head coach was spoiled in the regular season opener, as St. Louis defeated the Ravens, 27-10, in the TransWorld Dome. QB Kurt Warner had his 1st NFL start.
- 9/26 - Billick notched his 1st win, 17-10, over the expansion Cleveland Browns. Stoney Case started at QB, replacing Scott Mitchell.
- 10/31 - Tony Banks took over as the team's starting QB against Buffalo in a 13-10 loss. He went 6-4 as a starter, including 4-0 in Dec. He threw a career-high 17 TDs and a career-low 8 INTs.
- 12/26 - The Ravens recorded their 1st-ever shutout, a 22-0 win over Cincinnati. The victory completed a perfect Dec, and gave the Ravens a franchise-high 8 victories. 5 players (LB Peter Boulware, LB Ray Lewis, DE Michael McCrary, T Jonathan Ogden and S Rod Woodson) were named to the Pro Bowl. The Ravens' defense finished ranked 2nd in the NFL, and in the team's 6-3 finish, Baltimore outscored opponents, 324-277.
- 2000...** 2/18 - The Ravens signed 7-time Pro Bowl TE Shannon Sharpe, an unrestricted free agent who starred for 10 years with the Denver Broncos. Sharpe caught 552 passes for 6,983 yards and 44 TDs for Denver.
- 3/27 - NFL owners approved the sale of 49% of the Ravens to Anne Arundel County (MD) business executive Steve Bisciotti. In it, Bisciotti had an option to purchase the remaining 51% for \$325 million in 2004.
- 4/15 - The Ravens went for offense in the 2000 NFL Draft, selecting Tennessee RB Jamal Lewis (5th overall), Florida WR Travis Taylor (10th overall), and Louisville QB Chris Redman (75th overall) with their 1st 3 picks.
- Sept. - The Ravens opened the 2001 season with a 16-0 win at Pittsburgh in their last visit to Three Rivers Stadium on 9/3. They won 3 of their 1st 4 games, including a dramatic 39-36 win over Jacksonville (their 1st win over the Jaguars) and a 37-0 shutout over Cincinnati.
- Oct. - Baltimore finished Oct. at 2-3, and did not score a TD during the month. Trent Dilfer replaced Tony Banks at QB on 10/29 vs Pittsburgh.
- Nov./Dec. - Baltimore won its final 7 regular season games by a combined score of 193-63. On 11/26, Earnest Byner was the 1st person named to the Ravens' Ring of Honor during halftime of the 44-7 win over the Cleveland Browns. On 10/10, Art Modell was honored in pre-game ceremonies for his 40 years of ownership, and later that day was rewarded with the Ravens' 1st playoff berth, defeating San Diego, 24-3.
- 12/24 - The Ravens' defense set a 16-game record by allowing only 165 total points. Baltimore also set an NFL record by allowing only 970 yards rushing. The Ravens finished 12-4 after beating the New York Jets, 34-20, on Christmas Eve. Rookie RB Jamal Lewis rushed for a team-record 1,364 yards in 2000.
- 12/31 - The Ravens defeated the Denver Broncos, 21-3, in an AFC Wild Card Playoff Game at PSINet Stadium, the 1st home playoff game in Baltimore since 1977. Jamal Lewis rushed for 110 yards on 30 carries and scored twice, while the defense allowed Denver's rushing attack only 42 yards on the ground.
- 2001...** 1/2 - LB Ray Lewis won NFL Defensive MVP honors from the *Associated Press*.
- 1/7 - The Ravens scored 14 fourth quarter points to defeat Tennessee, 24-10, at Adelphia Coliseum to advance to the AFC Championship. The go-ahead TD was a 90-yard return by Anthony Mitchell off a blocked FG; then Ray Lewis scored on a 50-yard INT return to seal the win.
- 1/14 - The Ravens traveled to Oakland and defeated the Raiders, 16-3, in the AFC Championship game to advance to Super Bowl XXXV. Shannon Sharpe scored on an NFL postseason record 96-yard pass from Trent Dilfer. The Ravens limited the Raiders to 24 rushing yards.

BALTIMORE RAVENS HISTORY

- 1/28 - The Ravens defeated the New York Giants, 34-7, to capture their 1st World Championship in Super Bowl XXXV, played at Raymond James Stadium in Tampa, FL. Ray Lewis was named Super Bowl MVP and only Ron Dixon's 97-yard KOR for a TD averted a shutout against the Giants. A Super Bowl record was set when 3 TDs were scored in a span of 36 seconds, including Duane Starks' 49-yard INT return and Jermaine Lewis' 84-yard KOR.
- 1/30 - Over 200,000 people turned out on a cold, rainy day to attend the Baltimore Ravens' Victory Parade. "This is the thrill of my life!" exclaimed then-owner Art Modell.
- 3/6 - The Ravens reached an agreement in principle on a 5-year contract with QB Elvis Grbac. Grbac had thrown for a career-high 4,169 yards and 28 TDs for Kansas City in 2000 and was named to his 1st Pro Bowl.
- 4/21 - The Ravens selected Arizona State TE Todd Heap with their 1st choice (31st overall) in the 2001 draft, and Baylor S Gary Baxter in the 2nd round (62nd overall). The Ravens held all of their own choices in each of the 7 rounds.
- July/Aug. - The Ravens opened training camp as defending World Champions with the entire nation watching, as HBO's "Hard Knocks: Training Camp With the *Baltimore Ravens*" debuted with the Ravens as the featured team. RB Jamal Lewis and RT Leon Searcy suffered season-ending injuries in the 1st week of camp.
- 8/13 - The Ravens 1st preseason game vs. the Eagles was cancelled by NFL Commissioner Paul Tagliabue at Philadelphia's Veterans Stadium because of hazardous field conditions.
- 9/9 - The Ravens won their 12th consecutive game and 2nd consecutive opener with a 17-6 win over the Chicago Bears at PSINet Stadium. Two days later, on 9/11, the World Trade Center collapsed following a terrorist attack. The 9/17 game was postponed until January 7.
- 10/21 - Matt Stover broke the NFL record for most consecutive games with a FG, snapping Fred Cox's old mark of 31 games, when he booted 2 three-pointers in a 24-14 loss to the Cleveland Browns at Cleveland Browns Stadium. Stover's streak ended at 38 games with a FGA on 12/16 vs. Pittsburgh.
- 11/18 - TE Shannon Sharpe became the NFL's all-time leading pass-catching TE (surpassing Ravens Executive VP and GM Ozzie Newsome's mark of 662), when Sharpe caught a 29-yard pass on the 5th play of the game vs. the Cleveland Browns. He finished the 2001 season with 692 career receptions for 8,604 yards—both all-time NFL highs for a TE.
- 12/2 - S Rod Woodson set an NFL record by returning a Peyton Manning INT 47 yards for a TD, his NFL-best 10th career TD on an INT return in a 39-27 win over the visiting Indianapolis Colts. Woodson's TD snapped a tie with Ken Houston, who had 9 career INTs for TDs.
- 12/23 - Corey Dillon of the Cincinnati Bengals rushed for 127 yards, snapping the Ravens' streak of 50 games (including playoffs) of not allowing a 100-yard rusher, the longest streak since the 1989-1992 Philadelphia Eagles had a 53-game streak. The Ravens scored their 3rd consecutive home shutout win over the Bengals (16-0), the 1st time in 24 years (1975-77, Oakland over San Diego) that a team had 3 straight home shutouts over the same opponent.
- 2002... 1/2 - Six Ravens were selected to play in the Pro Bowl, tying the team mark set in 1998. Selected were LB Ray Lewis, T Jonathan Ogden, DT Sam Adams, RS Jermaine Lewis, TE Shannon Sharpe and S Rod Woodson.
- 1/7 - The Ravens played a postponed regular season game against Minnesota at Ravens Stadium and defeated the Vikings, 19-3, allowing Baltimore to advance to the playoffs. The game had been scheduled for Monday, 9/17, but was re-scheduled because of the 9/11 terrorist attack on the United States. The victory gave the Ravens a 10-6 record and clinched a Wild Card spot as the AFC's 5th seed. LB Peter Boulware set a team record with 4 sacks vs. the Vikings to finish as the AFC's leading sacker with 15.

BALTIMORE RAVENS HISTORY

- 1/13 -** The Baltimore Ravens traveled to Miami and defeated the Dolphins, 20-3, in a AFC Wild Card Playoff game. Baltimore set a playoff team record with 226 rushing yards on 50 carries. The Ravens became the 1st team in NFL history to win its 1st 5 playoff games. Only Joe Gibbs, who won his 1st 6 playoff games surpassed Brian Billick's mark of 5 (tied with Tom Flores).
- 1/20 -** After 5 consecutive playoff wins (including the Super Bowl run in 2000), the Ravens were stopped at Heinz Field with a 27-10 loss to the Pittsburgh Steelers in the AFC Divisional Playoff game. The Steelers jumped to a 20-0 first-half lead and stifled Baltimore's offense. Baltimore's only TD came when RS Jermaine Lewis set an NFL playoff record with an 88-yard punt return for a score in the third quarter.
- 4/20 -** In the 66th Annual NFL Selection Meeting, the Ravens chose 10 players, many of whom made an immediate impact. Baltimore picked S Ed Reed (24th overall) out of Miami (FL) with its 1st pick and DE Tony Weaver (Notre Dame) with its 2nd (52nd overall). The Ravens had a total of 10 picks, 3 compensatory. Four days later, the Ravens signed UFA QB Jeff Blake, who would replace QB Chris Redman (back) following the 6th game of the 2002 season.
- 5/15 -** The Ravens and McDaniel College (formerly Western Maryland College) announced a 3-year contract extension to keep Ravens training camp in Westminster, MD through the 2004 season. The team has trained at the Westminster campus since the 1996 inaugural season.
- 9/8 -** With the youngest team in NFL history (19 1st-year players), the Ravens dropped their 1st 2 games of the 2002 season, at Carolina (10-7) and at home on 9/15 vs. the Buccaneers (25-0). A moving tribute was paid to Hall of Famer Johnny Unitas prior to the game, and QB Chris Redman, a close friend and admirer, wore black hightops in honor of his hero. Johnny Unitas passed away on Sept. 11, 2002.
- 9/30 -** Chris McAlister ran into the NFL record books against Denver. With 1 second remaining in the first half, Broncos K Jason Elam's FG attempt was short. McAlister caught it in the end zone and returned it 107 yards for a TD – the longest play of any kind in league history. The previous record was 106 yards (3 KORs), last accomplished by Roy Green in 1979. Baltimore won 34-23. S Ed Reed blocked the 1st punt in Ravens history, leading to the Ravens' 2nd TD of the second quarter against the Broncos.
- 10/20 -** Johnny Unitas and 7 of his Hall of Fame teammates were enshrined into the Ring of Honor at Ravens Stadium in front of a sellout crowd of 69,173 fans. A bronze statue of Unitas' likeness was sculpted by local Baltimore artist Frederick Kail and dedicated at Gate A, newly named *Unitas Plaza*. In a joint effort, the Baltimore Ravens, Art Modell, the Steve Bisciotti family, and others commissioned the project. Enshrined with Unitas were: WR Raymond Berry, RB Lenny Moore, DT Art Donovan, DE Gino Marchetti, TE John Mackey, OT Jim Parker and LB Ted Hendricks.
- Nov. -** RS Lamont Brightful's 95-yard punt return was the longest PR in the NFL for the 2002 season; S Ed Reed recorded a 2nd blocked punt, which he returned for a TD in the victory vs. Tennessee, 13-12. The Ravens were 4-0 when scoring a TD on special teams in 2002.
- 12/29 -** The Ravens lost their final game of the season at Pittsburgh (34-31) in a heart-breaking nailbiter. Hopes of a playoff berth ended, and the Ravens finished with a 7-9 record. Three Ravens players traveled to the Pro Bowl: T Jonathan Ogden, LB Peter Boulware and 1st-timer TE Todd Heap.

2003...

- Jan./Feb. -** Ozzie Newsome was named the NFL's 1st minority general manager. The Executive VP and GM promoted 3 members of his staff: Phil Savage, player personnel director; George Kokinis, pro personnel director; Eric DeCosta, college scouting director. Former Bears Hall of Fame LB Mike Singletary launched his coaching career when he was hired by the Ravens as LB coach. Art Modell entered his 43rd (and final) year in the NFL as a franchise owner.

BALTIMORE RAVENS HISTORY

- 4/26-27 - The Ravens had 11 draft picks going into the 67th Annual NFL Selection Meeting, 4 of which were compensatory picks. LB Terrell Suggs (Arizona State) was selected with the 1st pick (10th overall). In a draft-day trade with New England, the Ravens secured a 2nd 1st-round pick (19th overall) and selected QB Kyle Boller (California) in exchange for their 2nd-round pick in 2003 and their 1st-rounder in 2004.
- 5/6 - Ravens Stadium was re-named M&T Bank Stadium in a press conference held at the stadium. The 15-year \$75 million agreement includes naming rights, as well as important community-based programs that will be jointly administered. Then-147-year old M&T Bank is headquartered in Buffalo, New York.
- 9/2 - The average age of the Ravens was only 25.8 years at roster cutdown. Baltimore had 18 1st- and 2nd-year players on the roster; 7 rookies and 11 2nd-year veterans. The average years of experience was just 4. The Ravens were the 3rd youngest team in the NFL (Cleveland, 24.8 and Chicago, 25.3).
- 9/7-14 - The Ravens opened the season on the road at Pittsburgh and lost to their division rivals, 34-15. Rookie QB Kyle Boller started his 1st game as a pro. In a reverse scenario, Baltimore rolled over the Cleveland Browns the following week 33-13 at M&T Bank Stadium. In that home opener, RB Jamal Lewis broke an NFL record with 295 yards rushing on 30 carries and 2 TDs - nailing 1 TD for 82 yards. In the game at Cleveland (12/21), Lewis rushed for 205 yards, setting the NFL mark for rushing yards in a season vs. the same team - 500 yards.
- 12/18 - A team-record 8 players were voted to the Pro Bowl (most-tied with the Chiefs): LB Ray Lewis, S Ed Reed, LB Peter Boulware, T Jonathan Ogden, TE Todd Heap, RB Jamal Lewis, CB Chris McAlister and LB/Special Teamer Adalious Thomas.
- 12/26 - Art Modell joined the Ravens Ring of Honor at M&T Bank Stadium with his induction at the final game of the season, a 13-10 OT win over the Pittsburgh Steelers. Baltimore finished 10-6, winning a 1st-ever AFC North Division title.
- 12/31 - Jamal Lewis and Ray Lewis were named AP's NFL Offensive and Defensive Players of the Year, while LB Terrell Suggs was named AP's NFL Defensive Rookie of the Year.
- 2004... 1/3 - The Ravens lost, 20-17, to the Titans in the AFC Wild Card game at M&T Bank Stadium on Gary Anderson's game-winning kick (46-yard FG), with 29 seconds remaining.
- 2/4 - Jim Fassel, former head coach of the NY Giants, was named senior consultant/offense for the Baltimore Ravens. It marked the 1st time 2 Super Bowl head coaches are on the same team.
- 4/9 - The NFL approved Ravens new owner Steve Bisciotti's purchase of the club.
- 4/13 - Ravens and McDaniel College extended their partnership 6 years to keep training camp in Westminster through 2010. The deal includes installation of Sportex Momentum Turf on the college's main athletic field with both parties sharing costs.
- 4/24-25 - The Ravens had 10 draft picks (3 compensatory) in the 68th NFL Selection Meeting. Their 1st pick was traded in 2003 to NE for QB Kyle Boller (19). The Ravens selected DE/DT Dwan Edwards in the 2nd round (51st overall). The 3rd- and 5th-round selections (88 and 155) were traded to Min. for a 3rd-rounder (82) to select WR Devard Darling (Washington State). OLB Roderick Green (Central Missouri State) was selected at the 153rd spot from Miami for the Ravens' 5th (160) and 7th (222).
- 9/12 - The Ravens opened the season on the road at Cleveland without the services of Pro Bowl LT Jonathan Ogden and Baltimore lost (20-3) in an upset to its division rival. Baltimore struggled most of the season with injuries to key Pro Bowl-type players, with regular starters missing a total of 53 games.

BALTIMORE RAVENS HISTORY

- 10/4** - Former Ravens Pro Bowler DE Michael McCrary was inducted into the Smyth Jewelers Ring of Honor at halftime of the Ravens' Monday Night ABC contest vs. KC. The Chiefs won, 27-24. McCrary retired in 2002.
- 10/15** - Ravens moved into their new 200,000-sq-ft. training facility in Owings Mills, MD during the bye week. The new state-of-the-art headquarters is home to 200 Ravens employees.
- 12/22** - Five Ravens were named to the Pro Bowl: T Jonathan Ogden (8th), LB Ray Lewis (7th), S Ed Reed (2nd), CB Chris McAlister (2nd), LB Terrell Suggs (1st).

2005...

- 1/2** - Finishing the 2004 season with a 9-7 record, the Ravens missed the playoffs for the 3rd time in 5 years. Baltimore produced a 6-2 mark at M&T Bank Stadium and a 3-5 record on the road. Injuries caused regular starters to miss 53 games, including the entire season for Pro Bowl OLB Peter Boulware. Other Pro Bowlers who missed considerable time included: TE Todd Heap (10), RB Jamal Lewis (4), LT Jonathan Ogden (4), and CB Deion Sanders (7). C Mike Flynn missed the 1st 7 games.
- 1/7** - S Ed Reed was named NFL Defensive Player of the Year by the *Associated Press*, becoming the 2nd Raven in as many years to win the award. Ray Lewis won the award twice (2001, 2003).
- 1/12-20** - Jim Fassel (former head coach of the NY Giants) and Rex Ryan were promoted to offensive and defensive coordinators, respectively. Clarence Brooks (formerly with Miami) replaced Rex Ryan as defensive line coach. Chris Foerster (former Miami offensive coordinator) was named offensive line/assistant head coach. Rick Neuheisel was named quarterbacks coach. Fassel's son, John, was hired as an offensive assistant.
- 4/24-25** - The Ravens had 7 draft picks (1 compensatory) in the 69th NFL Selection Meeting: 1 (22) **Mark Clayton** (WR) Oklahoma; 2a (53) **Dan Cody** (OLB) Oklahoma; 2b (64) **Adam Terry** (T) Syracuse. Choice obtained in a trade with New England in exchange for Ravens 3rd (84) and 6th round (195) in 2005 and a 3rd-round selection in 2006; 4 (124) **Jason Brown** (OL) North Carolina; 5 (158) **Justin Green** (FB) Montana; 6 (213-compensatory) **Derek Anderson** (QB) Oregon State; 7 (234) **Mike Smith** (LB) Texas Tech.

HAWAII FIVE-O

The Ravens sent an average of 5 players to the Pro Bowl each season and 8 of the Ravens' 11 1st-round draft choices have made at least 1 appearance. They are: T Jonathan Ogden, LB Ray Lewis, LB Peter Boulware, CB Chris McAlister, RB Jamal Lewis, TE Todd Heap, S Ed Reed and LB/DE Terrell Suggs.

In each of their 9 seasons, the team has had 2 or more Pro Bowlers travel to Aloha Stadium.

BALTIMORE RAVENS ALL-TIME ROSTER

12	Abney, Derek (WR/RS)Kentucky, 2004*
95	Adams, Sam (DT)Texas A&M, 2000-01
43	Adams, Vashone (S)Eastern Michigan, 1996
82	Alexander, Derrick (WR)Michigan, 1996-97
29	Allen, Terry (RB)Clemson, 2001
66	Anderson, Bennie (OL)Tennessee State, 2001-04
88	Armour, Justin (WR)Stanford, 1999
70	Arvic, Herman (OL)Grambling, 1996
74	Atkins, James (OL)S.W. Louisiana, 1997-99
30	Ayandadejo, Obafemi (FB)San Diego St., 1999-2001
35	Bailey, Robert (DB)Miami (FL), 2000
23	Baldwin, Randy (RB)Mississippi, 1996
12	Banks, Tony (QB)Michigan State, 1999-2000
28	Baxter, Gary (DB)Baylor, 2001-04
89	Bishop, Harold (TE)Louisiana State, 1996
69	Blackshear, Jeff (G)N.E. Louisiana, 1996-99
11	Blake, Jeff (QB)East Carolina, 2002
74	Bobo, Orlando (OL)N.W. Louisiana, 2000-01
7	Boller, Kyle (QB)California, 2003-04
70	Bolfing, Nate (DT)Wake Forest, 2003
36	Booth, Issac (DB)California, 1996
58	Boulware, Peter (LB)Florida State, 1997-2003, 2004#
24	Brady, Donny (DB)Wisconsin, 1996-98
16	Britton, Eddie (WR)Central State Ohio, 1997*
57	Brigance, O.J. (LB)Rice, 2000
45	Brightful, Lamont (RS)Eastern Washington, 2002-03
22	Brew, Dorian (DB)Kansas, 1996-97
44	Brookins, Jason (RB)Lane College, 2000*-01
77	Brooks, Ethan (T)Williams College, 2003-04
90	Brown, Cornell (LB)Virginia Tech, 1997-2000-04
18	Brown, Curtis (WR)Alabama, 1996*
78	Brown, Orlando (OT)S.C. State, 1996-98, 2003-04
90	Burnett, Rob (DE)Syracuse, 1996-2001
85	Burrough, Jonathan (TE)New Mexico, 2001
21	Byner, Earnest (RB)East Carolina, 1996-97
56	Caldwell, Mike (LB)Middle Tenn. State, 1996
22	Carter, DaleTennessee, 2004#
10	Case, Stoney (QB)New Mexico, 1999
65	Cavil, Ben (OL)Oklahoma, 1997-98
92	Chase, Martin (DT)Oklahoma, 1998*-99
55	Clark, Sedric (LB)Tulsa, 1996
81	Coates, Ben (TE)Livingstone, 2000
63	Collins, Mike (G)Wake Forest, 2002
49	Collins, Ryan (TE)St. Thomas (MN), 1999
72	Cook, Damion (OT)Bethune-Cookman, 2002-04
23	Cotton, Kenyon (FB)S.W. Louisiana, 1997-98
51	Croel, Mike (LB)Nebraska, 1996
1	Cunningham, Randall (QB)UNLV, 2001
72	Dafney, Bernard (OL)Tennessee, 1997
91	Dalton, Lionel (DT)Eastern Michigan, 1998-2001
20	Daniel, Eugene (CB)Louisiana State, 1997
53	Daniels, Dexter (LB)Florida, 1996
81	Darling, Devard (WR)Washington State, 2004*
56	Davis, Anthony (LB)Utah, 2000
86	Davis, Billy (WR)Pittsburgh, 1999-2000
85	DeLong, Greg (HB)North Carolina, 1999
47	Demps, Will (S)San Diego State, 2002-04
60	DeVries, Jed (OL)Utah State, 1996*
8	Differ, Trent (QB)Fresno State, 2000
87	Dinkins, Darnell (TE)Pittsburgh, 2004
94	Douglas, Marques (DL)Howard, 1999, 2001-04
36	Dowden, Corey (DB)Grambling, 1996
40	Edison, Pedro (TE)E. Tenn. State, 2000*
93	Edwards, Dwan (DT)Oregon State, 2004
61	Elmore, John (OL)Texas, 1997&

85	Ethridge, Ray (WR)Pasadena City, 1996-97
29	Evans, Charles (FB)Clark U. (Atl.), 1999-2000
61	Everitt, Steve (C)Michigan, 1996
62	Flynn, Mike (OL)Maine, 1997&, 1998-2004
71	Folau, Spencer (OT)Idaho, 1996#, 1997-2000
78	Footman, Dan (DL)Florida State, 1996
91	Fortune, Elliott (DL)Georgia Tech, 1996
91	Franklin, Aubrayo (DT)Tennessee, 2003-04
97	Frase, Paul (DE)Syracuse, 1998
94	Frederick, Mike (DL)Virginia, 1996-98
26	Fuller, Corey (CB/S)Florida State, 2003-04
35	Gardner, Carwell (FB)Louisville, 1996
32	Gash, Sam (FB)Penn State, 2000-02
73	Goad, Tim (DT)North Carolina, 1996
62	Goeas, Leo (OL)Hawaii, 1997
50	Goganious, Keith (LB)Penn State, 1996
34	Graham, Jay (RB)Tennessee, 1997-99
18	Grbac, Elvis (QB)Michigan, 2001
86	Green, Eric (TE)Liberty, 1996-98
95	Green, Howard (DT)LSU, 2002
54	Green, Roderick (LB)Central Missouri State, 2004
97	Gregg, Kelly (OL)Oklahoma, 2000#, 2001-04
81	Hambrick, Kenyon (WR)Alabama A&M, 2001&
4	Harbaugh, Jim (QB)Michigan, 1998
51	Harris, Bernardo (LB)North Carolina, 2002-03*
45	Harris, Corey (S)Vanderbilt, 1998-01
48	Hartley, Frank (TE)Illinois, 1996
56	Hartwell, Edgerton (LB)Western Illinois, 2001-04
86	Heap, Todd (TE)Arizona State, 2001-04
70	Hellestrae, Dale (LS)Southern Methodist, 2001
67	Hernandez, Adam (OL)Yale, 1998
20	Herring, Kim (S)Penn State, 1997-2000
33	Hoard, Leroy (RB)Michigan, 1996
33	Holmes, Priest (RB)Texas, 1997-2000
15	Horsley, Albert (WR)Delaware State, 2001*
66	Hudson, John (LS)Auburn, 2000
33	Hughley, Delvin (CB)Jacksonville St., 2001&
23	Hunter, Dameon (RB)Utah, 2002
23	Hunter, Earnest (RB)S.E. Oklahoma, 1996
84	Hunter, Javin (WR)Notre Dame, 2002S, 2003*
80	Hymes, Randy (OL)Grambling State, 2002-04
64	Isaia, Sale (G)UCLA, 1996, 1997-98*
87	Ismail, Qadry (WR)Syracuse, 1999-2001
50	Jackson, Brad (LB)Cincinnati, 1998-2001
81	Jackson, Michael (WR)Southern Miss., 1996-98
25	Jenkins, DeRon (DB)Tennessee, 1996-99
6	Jenkins, J.R. (K)Marshall, 2002
55	Johnson, J.R. (LB)Syracuse, 2002
95	Johnson, Jarret (DE)Alabama, 2003-04
85	Johnson, Kevin (WR)Syracuse, 2004
85	Johnson, Patrick (WR)Oregon, 1998-2001, 2004
83	Johnson, Ron (WR)Minnesota, 2002-03
97	Jones, James (DL)Northern Iowa, 1996-98
88	Jones, John (TE)Indiana (PA), 2000-03
31	Jones, Rondell (S)North Carolina, 1997
82	Jones, Terry (TE)Alabama, 2002-04
66	Jones, Tony (T)Western Carolina, 1996

WWW.BALTIMORERAVENS.COM...WWW.BALTIMORERAVENS.COM

HISTORY

BALTIMORE RAVENS ALL-TIME ROSTER

92 Kemoatu, Maake (DT).....Utah, 2002-04
 12 Kight, Danny (K).....Augusta State, 2001
 88 Kinchen, Brian (TE).....Louisiana State, 1996-98
 34 Knight, Tom (CB).....Iowa, 2002-03
 77 Kopp, Jeff (LB).....USC, 1998, 1999'
 37 Lake, Carnell (S).....UCLA, 2001
 38 Langham, Antonio (DB).....Alabama, 1996-97
 82 LeBel, Harper (TE).....Colorado State, 1998
 31 Lewis, Jamal (RB).....Tennessee, 2000-01*
 54 Lewis, Jermaine (WR/KR).....Maryland, 1996-01, 2002*
 52 Lewis, Ray (LB).....Miami (FL), 1996-2002*
 61 Lindsay, Everett (OL).....Mississippi, 1999
 50 Lopez, Nicholas (LB).....Texas Southern, 1997
 35 Love, Clarence (DB).....Toledo, 1999'-2000
 95 Lyle, Rick (DL).....Missouri, 1996
 29 Lyons, Lamar (DB).....Washington, 1997

59 Maese, Joe (LS).....New Mexico, 2001-04
 21 McAlister, Chris (CB).....Arizona, 1999-2004
 54 McCloud, Tyrus (LB).....Louisville, 1997-98
 99 McCrary, Michael (DE).....Wake Forest, 1997-2001-02*
 42 Mitchell, Anthony (DB).....Tuskegee, 1999'-2002
 60 Mitchell, Jeff (C).....Florida, 1997*, 1998-2000
 19 Mitchell, Scott (QB).....Utah, 1999
 9 Montgomery, Greg (P).....Michigan State, 1996-97
 84 Moore, Clarence (WR).....Northern Arizona, 2004
 27 Moore, Stevon (S).....Mississippi, 1996-99
 33 Morris, Byron "Bam" (RB).....Texas Tech, 1996-97
 33 Morrow, Harold (FB).....Auburn, 2003-04
 34 Mughelli, Ovie (FB).....Wake Forest, 2003-04*
 64 Mulitalo, Edwin (G).....Arizona, 1999-2004
 11 Nash, Marcus (WR).....Tennessee, 1999, 2000'
 6 Nedney, Joe (K).....San Jose St., 1999'
 67 Neujahr, Quentin (C).....Kansas State, 1996-97
 4 Norton, Zach (QB).....Cincinnati, 2004*
 95 Nugent, Dave (DE).....Purdue, 2002

89 Ofofile, AJ (TE).....Missouri, 1996*, 1997-99
 87 Ogden, Jeff (WR).....Eastern Washington, 2003
 75 Ogden, Jonathan (T).....UCLA, 1996-2004
 56 Olsvasky, Jerry (LB).....Pittsburgh, 1998
 6 Oris, Scott (QB).....Glenville State (WV), 1996
 91 Parker, Riddick (DE).....North Carolina, 2002-03
 79 Pashos, Tony (OT).....Illinois, 2003-04
 53 Peters, Tyrell (LB).....Oklahoma, 1997-99
 81 Pierce, Aaron (TE).....Washington, 1999
 98 Pleasant, Anthony (DE).....Tennessee State, 1996
 43 Poindexter, Anthony (S).....Virginia, 1999'*
 24 Porter, Alvin (DB).....Oklahoma State, 2001-02
 42 Potts, Roosevelt (FB).....N.E. Louisiana, 1998
 76 Powell, Carl (DE).....Louisville, 2000
 59 Powell, Craig (LB).....Ohio State, 1996
 80 Purnell, Lovett (TE).....West Virginia, 1999

61 Rabach, Casey (C/G).....Wisconsin, 2001'-02-04
 7 Redman, Chris (QB).....Louisville, 2000-03
 20 Reed, Ed (S).....Miami, 2002-04
 32 Rheet, Errict (RB).....Florida, 1998-99
 39 Ricard, Alan (RB).....N.E. Louisiana, 2000*
 5 Richardson, Kyle (P).....Arkansas State, 1998-2001
 14 Richardson, Wally (QB).....Penn State, 1997', 1998
 9 Richey, Wade (K).....Louisiana State, 2003-04
 69 Rimpf, Brian (G).....East Carolina, 2004
 30 Robinson, Rob (FB).....Northwestern St. (LA), 1998*
 61 Robinson, Kareem (DE).....Tenn.-Chattanooga, 1998*
 87 Robinson, Marcus (WR).....South Carolina, 2003
 83 Roe, James (WR).....Norfolk State, 1996-98

= PUP \$ = SUSPENDED
 * = INJURED RESERVE & = ACTIVE ROSTER, BUT DNP

36 Sams, B.J. (RB).....McNeese St., 2004
 37 Sanders, Deion (CB).....Florida State, 2004
 81 Sanders, Frank (WR).....Auburn, 2003
 27 Sapp, Jerome (S).....Notre Dame, 2003
 80 Savoy, Phil (WR).....Colorado, 1998*
 57 Scott, Bart (LB).....Southern Illinois, 2002-04
 72 Searcy, Leon (T).....Miami (FL), 2001*
 93 Sears, Corey (DL).....Mississippi State, 1996*
 82 Sharpe, Shannon (TE).....Savannah State, 2000-01
 55 Sharper, Jamie (LB).....Virginia, 1997-2001
 87 Singleton, Nate (WR).....Grambling, 1997
 98 Siragusa, Tony (DT).....Pittsburgh, 1997-2001
 53 Slaughter, TJ (LB).....Southern Mississippi, 2003-04
 96 Smith, Fernando (DE).....Jackson State, 1999
 32 Smith, Musa (RB).....Georgia, 2003-04*
 88 Smith, Trent (TE).....Oklahoma, 2003*
 43 Solwold, Mike (LS).....Wisconsin, 2003, 2004*
 11 Stark, Jon (QB).....Trinity Int'l., 1996*
 22 Starks, Duane (CB).....Miami (FL), 1998-2001
 41 Staten, Ralph (S).....Alabama, 1997-98
 80 Stokley, Brandon (WR).....SW Louisiana, 1999-2002
 10 Stewart, Kordell (QB).....Colorado, 2004
 3 Stover, Matt (PK).....Louisiana Tech, 1996-2004
 55 Suggs, Terrell (LB).....Arizona State, 2003-04
 54 Sutter, Ed (LB).....Northwestern, 1996
 70 Swayne, Harry (OL).....Rutgers, 1999-2000

22 Tate, Robert (CB).....Cincinnati, 2002
 29 Taylor, Chester (RB).....Toledo, 2002-04
 92 Taylor, Leland (DL).....Louisville, 1997
 54 Taylor, Shannon (LB).....Virginia, 2001-02
 89 Taylor, Travis (WR).....Florida, 2000-01*
 12 Testaverde, Vinny (QB).....Miami (FL), 1996-97
 96 Thomas, Adaluis (DE).....So. Miss., 2000-04
 65 Thomas, Jason (G).....Hampton, 2002
 37 Thompson, Bennie (DB).....Grambling, 1996-99
 16 Thompson, Germany (WR).....New Mexico, 2000'
 38 Trapp, James (DB).....Clemson, 1999-2002
 29 Turner, Eric (DB).....UCLA, 1996
 87 Turner, Floyd (WR).....Northw'n St. (LA), 1996, 1998
 77 Vickers, Kipp (OL).....Miami (FL), 2000-01
 44 Vinson, Tony (RB).....Towson, 1997-1998*, 1999

33 Waddell, Reggie (DB).....W. Illinois, 2001
 82 Wainright, Frank (TE).....Northern Colorado, 1999-2000
 38 Walls, Raymond (CB).....Southern Mississippi, 2003-04
 95 Ward, Chris (DL).....Kentucky, 1997
 93 Washington, Keith (DE).....UNLV, 1997-2000
 98 Weaver, Anthony (DE).....Notre Dame, 2002-04
 79 Webster, Larry (DL).....Maryland, 1996', 1997-2001
 30 White, Jamel (RB).....South Dakota, 2004
 44 Wilcox, Daniel (TE).....Appalachian State, 2004
 54 Wilkinson, Calvin (LB).....Temple, 2000*
 80 Williams, Calvin (WR).....Purdue, 1996
 49 Williams, Chad (S).....So. Mississippi, 2002-04
 76 Williams, Erik (OL).....Central State (OH), 2001
 57 Williams, Jerrold (LB).....Purdue, 1996
 36 Williams, John (CB).....Southern, 1997-98
 23 Williams, Moe (RB).....Kentucky, 2001
 72 Williams, Sammy (OL).....OK, 1998*
 63 Williams, Wally (OL).....OK, 1998*
 26 Woodson, Rod (CB).....Purdue, 1998-2001
 2 Wright, Anthony (QB).....South Carolina, 2002-03-04'
 85 Wynn, Milton (WR).....Washington State, 2002
 80 Yarborough, Ryan (WR).....Wyoming, 1997-98
 15 Zastudil, Dave (P).....Ohio University, 2002-04
 10 Zeier, Eric (QB).....Georgia, 1996-98
 70 Zielinski, Matt (DT).....Duke, 2004*
 63 Zitelli, Emmitt (C).....Purdue, 1999

*% = RESERVE, NFI

PRIME-TIME RAVENS

REGULAR SEASON

National Games	21
Sunday Wins	7
Sunday Losses	6
Monday Wins	4
Monday Losses	1
Thursday	1 Loss
Saturday	2 Loss

2004

Mon., 10/4	Kansas City at Baltimore L 24-27 (N, ABC)
Sun., 10/10	Baltimore at Washington W 17-10 (N, ESPN)
Sun., 11/7	Cleveland at Baltimore W 27-13 (N, ESPN)
Sun., 12/19	Baltimore at Indianapolis L 10-20 (N, ESPN)

2003

Sun., 11/9	Baltimore at St. Louis L 22-33 (N, ESPN)
Sun., 12/28	Pittsburgh at Baltimore W 13-10 OT (N, ESPN)

2002

Mon., 9/30	Denver at Baltimore W 34-23 (N, ABC)
Sun., 10/6	Baltimore at Cleveland W 26-21 (N, ESPN)
Sat., 12/29	Baltimore at Tampa Bay L 10-22 (N, ABC)

Mon., 1/7
Minnesota at Baltimore
W 19-3 (N, ABC)

2001

Sun., 9/30	Baltimore at Denver W 20-13 (D, CBS)
Mon., 11/12	Baltimore at Tennessee W 16-10 (N, ABC)
Sun., 12/16	Pittsburgh at Baltimore L 21-26 (N, ESPN)

Sat., 12/29
Baltimore at Tampa Bay
L 10-22 (N, ABC)

Mon., 1/7
Minnesota at Baltimore
W 19-3 (N, ABC)

2000

Sun., 9/17	Baltimore at Miami L 6-19 (N, ESPN)
Sun., 10/8	Baltimore at Jacksonville W 15-10 (N, ESPN)

1999

Thu., 10/21
Kansas City at Baltimore
L 8-35 (N, ESPN)

1998

Sun., 9/27
Cincinnati at Baltimore
W 31-24 (N, ESPN)

1997

Sun., 11/9
Baltimore at Pittsburgh
L 0-37 (N, ESPN)

1996

Sun., 10/13
Baltimore at Indianapolis
L 21-26 (N, ESPN)

2005 PRIME TIME

SUN., SEP. 11	INDIANAPOLIS COLTS	8:30 PM	ESPN
MON., OCT. 31	@ PITTSBURGH STEELERS	9:00 PM	ABC
MON., DEC. 19	GREEN BAY PACKERS	9:00 PM	ABC
SUN., DEC. 25	MINNESOTA VIKINGS	8:30 PM	ESPN

ATTENDANCE RESULTS

YEAR	HOME		ROAD		PRESEASON ATTEND.	PLAYOFFS ATTEND.	TOTAL	
	ATTEND.	AVERAGE	ATTEND.	AVERAGE			ATTEND.	AVERAGE
1996	471,665	58,958	434,075	54,259	217,533	—	1,123,273	56,163
1997	475,236	59,404	465,680	58,210	189,179	—	1,130,095	56,505
1998	549,531	68,691	434,548	54,318	228,568	—	1,212,647	60,632
1999	547,127	68,391	458,844	57,356	214,734	—	1,220,705	61,035
2000	551,695	68,961	510,678	63,834	281,125	272,870	1,616,368	67,349
2001	554,991	69,374	508,251	63,531	209,222	136,227	1,408,691	67,080
2002	554,724	69,341	519,740	64,925	270,117	—	1,344,581	67,229
2003	556,634	69,579	450,295	56,287	275,416	69,452	1,351,797	64,371
2004	558,594	69,824	564,694	70,586	281,567	—	1,404,855	70,243
TOTAL	4,820,197	66,947	4,346,805	60,372	2,167,461	478,549	11,813,012	63,511
GAMES	72	—	72	—	35*	7	186	—

*8/13/01 @ PHILADELPHIA CANCELLED: FIELD CONDITIONS

ALL-TIME DRAFT CHOICES

1996

1a (4) **Ogden, Jonathan** (OL) UCLA; 1b (26) **Lewis, Ray** (LB) Miami (FL), Choice from SF along with 49ers 1995 1st, 3rd and 4th-(from KC) round picks for Cle. 1995 1st-round pick (obtained from Atl. for RB **Eric Metcalf** and Cle. original 1995 1st-round pick); 2a. Choice to TB for TE **Harold Bishop**; 2b (55) **Jenkins, DeRon** (CB) Tennessee, choice from Den. for 1996 3rd, 4th and 7th-round picks; 3 Choice to Den.; 4 Choice to Den.; 5a. Choice to NO for DB **Reginald Jones**; 5b (153) **Lewis, Jermaine** (WR) Maryland, choice from Atl. for G **Gene Williams**; 5c Choice (obtained from Phi. to Dal. for 1997 4th-round pick; 6a (172) **Daniels, Dexter** (LB) Florida; 6b (186) **Roe, James** (WR) Norfolk State. Choice from Jax. (supplemental) along with Jaguars 1995 5th-round pick for Cle. 1995 4th-round pick; 7a Choice to Den.; 7b (238) **Stark, Jon** (QB) Trinity International (Ill.), Choice from Phi. for DL **Ronnie Dixon**.

1997

1 (4) **Boulware, Peter** (LB) Florida State; 2a (34) **Sharper, Jamie** (LB) Virginia; 2b (58) **Herring, Kim** (S) Penn State, choice from Den. for T **Tony Jones**; 3 (64) **Graham, Jay** (RB) Tennessee; 4a. Choice to Atl. through Sea. for G **Jeff Blackshear**; 4b (118) **McCloud, Tyrus** (LB) Louisville, choice from Dal. for 1996 5th-round pick (obtained from Phi.); 5 (134) **Mitchell, Jeff** (C) Florida; 6a (167) **Lee, Steve** (FB) Indiana; 6b (194) **Brown, Cornell** (LB) Virginia Tech, compensatory; 7a (205) **Ward, Chris** (DE) Kentucky; 7b (234) **Richardson, Wally** (QB) Penn State, compensatory; 7c (236) **Staten, Ralph** (S) Alabama, compensatory; 7d (238) **Taylor, Leland** (DT) Louisville, compensatory.

1998

1 (10) **Starks, Duane** (CB) Miami (Fla.); 2 (42) **Johnson, Patrick** (WR) Oregon; 3 Choice along with 1998 4th-round pick to Ind. for QB **Jim Harbaugh** and Colts 1998 4th-round pick; 4a Choice (from Ind.) to Ind. for 1998 4th, 5th and 6th-round picks; 4b To TB for 1999 3rd-round pick; 5a (124) (from Ind.) **Chase, Martin** (DT) Oklahoma; 5b (133) **Sutter, Ryan** (S) Colorado; 6a (154) (from Ind.) **Rogers, Ron** (LB) Georgia Tech; 6b (164) **Williams, Sammy** (OT) Oklahoma; 7a Choice to Atl. through Pit. for OL **Bernard Dafney**; 7b (241) **Quayle, Cam** (TE) Weber State, compensatory.

1999

1 (10) **McAlister, Chris** (CB) Arizona; 2. Choice to Atl. for Atl. 2000 1st-round pick; 3 Choice to Det. along with conditional 2000 5th-round pick for QB **Scott Mitchell**; 4a (105) **Stokley, Brandon** (WR) SW Louisiana; 4b (129) **Mullitalo, Edwin** (OL) Arizona; 5 Choice to STL along with 2000 7th-round pick for QB **Tony Banks**; 6a Choice to NE for TE **Lovett Purnell**; 6b Choice (from TB) to Min. for OL **Everett Lindsay**; 7 (216) **Poindexter, Anthony** (S) Virginia.

2000

1a (5) **Lewis, Jamal** (RB) Tennessee (pick acquired from Atl. for a 1999 2nd-round choice); 1b (10) **Taylor, Travis** (WR) Florida; 3 (75) **Redman, Chris** (QB) Louisville; 5 (148) **Mercier, Richard** (OL) Miami (FL); 6a (186) **Thomas, Adaluis** (DE) Southern Mississippi; 6b (191) **Woodard, Cedric** (DT) Texas.

2001

1 (31) **Heap, Todd** (TE) Arizona State; 2 (62) **Baxter, Gary** (DB) Baylor; 3 (92) **Rabach, Casey** (C/G) Wisconsin; 4 (126) **Hartwell, Edgerton** (LB) Western Illinois; 5 (161) **Barnes, Chris** (RB) New Mexico State; 6 (194) **Maese, Joe** (LS) New Mexico; 7 (231) **Missouri, Dwayne** (DE) Northwestern.

2002

1 (24) **Reed, Ed** (S) Miami (FL); 2 (52) **Weaver, Anthony** (DL) Notre Dame; 3 Choice to Denver for 4th- and 5th-round picks (Ravens had traded their 5th to Washington to draft Anthony Weaver); 4a (112) **Zastudil, Dave** (P) Ohio U; 4b (123) **Johnson, Ron** (WR) Minnesota; 5 (155) **Jones, Terry** (TE) Alabama; 6a (195) **Brightful, Lamont** (DB) Eastern Washington; 6b (206) **Hunter, Javin** (WR) Notre Dame; 6c (207) **Taylor, Chester** (RB) Toledo; 6d (209) **Williams, Chad** (S) Southern Mississippi; 7 (236) **Pate, Wes** (QB) Stephen F. Austin.

2003

1a (10) **Suggs, Terrell** (LB) Arizona State; 1b (19) **Boller, Kyle** (QB) California; 2 Choice to NE with 2004 1st-round pick for NE's 2003 1st-round pick (19th/Boller); 3 (77) **Smith, Musa** (RB) Georgia; 4a (109) **Johnson, Jarret** (DE) Ala.; 4b (134) **Mughelli, Ovie** (FB) Wake Forest, compensatory; 5a (146) **Franklin, Aubrayo** (DT) Tennessee; 5b (173) **Pashos, Tony** (T) Ill., compensatory; 6 (182) **Sapp, Gerome** (S) Notre Dame; 7a (223) **Smith, Trent** (TE) Oklahoma; 7b (250) **Mabry, Mike** (C) Central Florida, compensatory; 7c (258) **Sanders, Antwoine** (S) Utah, compensatory.

2004

1 Traded pick to NE for Pats 2003 1st-round selection (19th overall) for (QB) **Kyle Boller**; 2 (51) **Dwan Edwards** (DT) Oregon State; 3 (82) **Devard Darling** (WR) Washington State; 4. Traded pick to Jacksonville for WR **Kevin Johnson**; 5 (153) **Roderick Green** (OLB) Central Missouri State; 6a (187) **Josh Harris** (QB) Bowling Green; 6b (199) **Clarence Moore** (WR) Northern Arizona; 7a (244) **Derek Abney** (WR/RS) Kentucky; 7b (246) **Brian Rimpf** (G) East Carolina, both compensatory.

HISTORY

ALL-TIME DRAFT CHOICES

2005

1 (22) **Mark Clayton** (WR) Oklahoma; 2a (53) **Dan Cody** (OLB) Oklahoma; 2b (64) **Adam Terry** (T) Syracuse Choice obtained in a trade with New England in exchange for Ravens 3rd (84) and 6th round (195) in 2005 and a 3rd-round selection in 2006; 4 (124) **Jason Brown** (OL) North Carolina; 5 (158) **Justin Green** (FB) Montana; 6 (213*) **Derek Anderson** (QB) Oregon State; 7 (234) **Mike Smith** (LB) Texas Tech

*Compensatory

DRAFTED PLAYERS COLLEGES - 1996 to 2005

Alabama 3, Arizona 2, Arizona State 2, Baylor 1, Bowling Green 1, California 1, Central Florida 1, Central Missouri State 1, Colorado 1, East Carolina 1, Eastern Washington 1, Florida 3, Florida State 1, Georgia 1, Georgia Tech 1, Illinois 1, Indiana 1, Kentucky 2, Louisville 3, Maryland 1, Miami (FL) 4, Minnesota 1, Montana 1; New Mexico 1, New Mexico State 1, Norfolk State 1, North Carolina 1, Northern Arizona 1, Northwestern 1, Notre Dame 2, Ohio University 1, Oklahoma 5, Oregon 1, Oregon State 2, Penn State 2, Southern Mississippi 2, SW Louisiana 1, Stephen F. Austin 1, Syracuse 1, Tennessee 3, Texas 1, Texas Tech 1, Toledo 1, Trinity International 1, UCLA 1, Utah 1, Virginia 2, Virginia Tech 1, Wake Forest 1, Washington State 1, Weber State 1, Western Illinois 1, Wisconsin 1

ALL-TIME WON / LOSS RESULTS

REGULAR SEASON • ENTERING 2005

	RECORD	HOME	AWAY
Overall/Including Memorial Stadium	72-71-1	44-27-1	28-44
In M&T Bank Stadium	37-19	37-19	n/a
Coached by Brian Billick	56-40	33-15	23-25
vs. AFC Teams	60-56	38-26	22-30
vs. AFC North (AFC Central)	10-8 (26-28)	6-3 (13-14)	4-5 (13-14)
vs. AFC East	7-11	5-3	2-8
vs. AFC South	4-2	3-0	1-2
vs. AFC West	9-7	7-3	2-4
vs. NFC Teams	17-16-1	11-4-1	6-12
vs. NFC North (NFC Central)	0-0 (3-5)	0-0 (3-1)	0-0 (0-4)
vs. NFC East	7-3-1	3-1-1	4-2
vs. NFC South	0-4	0-2	0-2
vs. NFC West	7-4	5-0	2-4
On Monday Night Football - ABC	3-1	2-1	1-0
On ESPN	6-7	4-2	2-5
In Overtime	5-3-1	3-1-1	2-2
In Season Openers	3-6	2-2	1-4
In Domes	2-7	n/a	2-7
Reliant Stadium (Houston Astrodome)	1-0 (0-1)		1-0 (0-1)
Indianapolis RCA Dome	0-3		0-3
Edward Jones Dome (St. Louis)	0-2		0-2
Georgia Dome (Atlanta)	1-1		1-1
In August	0-1	0-1	0-0
In September	18-14	11-4	7-10
In October	13-21	6-10	7-11
In November	20-18-1	11-6-1	9-12
In December	19-16	14-5	5-11
In January	2-1	2-0	0-1

POSTSEASON • WON / LOSS RESULTS

	RECORD	HOME	AWAY
Overall	5-2	1-1	4-1
vs. AFC Central	1-0	0-0	1-0
vs. AFC North	0-1	0-0	0-1
vs. AFC South	0-1	0-1	0-0
vs. AFC East	1-0	0-0	1-0
vs. AFC West	2-0	1-0	1-0
vs. NFC	1-0	0-0	1-0

ALL-TIME PRESEASON RESULTS

1996 (3-1)

8/3 vs. Philadelphia (63,804).....	W	17-9
8/10 at New York Giants (39,799)	W	37-27
8/17 vs. Green Bay (62,025).....	L	15-17
8/23 at Buffalo (51,905).....	W	37-14

1997 (0-4)

8/2 vs. New York Giants (53,268).....	L	20-21
8/8 at New York Jets (23,067)	L	29-39
8/16 at Philadelphia (60,939).....	L	13-24
8/22 vs. Buffalo (51,905).....	L	28-31

1998 (4-0)

8/8 vs. Chicago (65,938).....	W	19-14
8/15 at New York Jets (47,906).....	W	33-0
8/24 vs. Philadelphia (65,970).....	W	23-6
8/28 at New York Giants (48,754)	W	14-6

1999 (4-0)

8/12 at Philadelphia (43,552).....	W	10-7
8/21 at Atlanta (44,843).....	W	19-6
8/28 vs. Carolina (66,247).....	W	28-24
9/3 vs. New York Giants (60,092).....	W	28-24

2000 (4-0)

8/5 vs. Philadelphia (65,459).....	W	16-13
8/12 vs. New York Jets (66,588).....	W	10-0
8/18 at Carolina (72,551).....	W	24-13
8/25 at New York Giants (76,527).....	W	28-24

2001 (1-2)

8/13 at Philadelphia - Cancelled*		
8/18 at New York Jets (76,406).....	L	3-16
8/23 vs. Carolina (66,619).....	L	17-20
8/31 vs. New York Giants (66,197).....	W	38-9

*Field Conditions Caused Cancellation

2002 (2-2)

8/9 vs. Detroit (67,421).....	W	12-6
8/15 vs. New York Jets (67,681).....	L	14-16
8/23 at Philadelphia (58,443).....	W	13-12
8/29 at New York Giants (76,572).....	L	0-13

2003 (1-3)

8/9 vs. Buffalo (68,550).....	L	19-20
8/16 at Atlanta (68,237).....	W	13-10
8/23 at Washington (70,460).....	L	3-24
8/28 vs. New York Giants (68,169).....	L	24-30

2004 (3-1)

8/12 vs. Atlanta (69,299).....	W	24-0
8/20 at Philadelphia (67,218).....	L	17-26
8/25 vs. Detroit (69,552).....	W	17-6
9/2 at New York Giants (75,498).....	W	27-17

All-time Preseason Record: 22-13



ALL-TIME REGULAR SEASON RESULTS

1996: 4-12 (Points: 371-441) 5th AFC Central

9/1	Oakland (64,124).....	W	19-14
9/8 @	Pittsburgh (57,241).....	L	17-31
9/15 @	Houston (20,082).....	L	13-29
9/29	New Orleans (61,063).....	W	17-10
10/6	New England (63,569).....	L	38-46
10/13 @	Indianapolis (56,978).....	L	21-26
10/20 @	Denver (70,453).....	L	34-45
10/27	St. Louis (60,256) OT	W	37-31

Coach: Ted Marchibroda

Top Draft Choice: OL Jonathan Ogden

1997: 6-9-1 (Points: 326-345) 5th AFC Central

8/31	Jacksonville (61,018).....	L	27-28
9/7	Cincinnati (52,968).....	W	23-10
9/14 @	New York Giants (69,768).....	W	24-23
9/21 @	Tennessee (17,737).....	W	36-10
9/28 @	San Diego (54,094).....	L	17-21
10/5	Pittsburgh (64,421).....	L	34-4
10/19	Miami (64,354).....	L	13-24
10/26 @	Washington (75,067).....	W	20-17

Coach: Ted Marchibroda

Top Draft Choice: LB Peter Boulware

11/3	Cincinnati (60,743).....	L	21-24
11/10 @	Jacksonville (64,628).....	L	27-30
11/17 @	San Francisco (51,596).....	L	20-38
11/24	Jacksonville (57,384) OT	L	25-28
12/1	Pittsburgh (51,822).....	W	31-17
12/8 @	Cincinnati (43,022).....	L	14-21
12/15 @	Carolina (70,075).....	L	16-27
12/22	Houston (52,704).....	L	21-24

11/2 @	New York Jets (77,716) OT	L	16-19
11/9 @	Pittsburgh (56,669).....	L	0-37
11/16	Philadelphia (63,546) OT	T	10-10
11/23	Arizona (53,976).....	L	13-16
11/30 @	Jacksonville (63,712).....	L	27-29
12/7	Seattle (54,395).....	W	31-24
12/14	Tennessee (60,558).....	W	21-19
12/21 @	Cincinnati (50,917).....	L	14-16

ALL-TIME REGULAR SEASON RESULTS

1998: 6-10 (Points: 269-335) 4th AFC Central

9/6	Pittsburgh (68,847)	L	13-20
9/13 @	New York Jets (70,063)	W	24-10
9/20 @	Jacksonville (67,069)	L	10-24
9/27	Cincinnati (68,154)	W	31-24
10/11	Tennessee (68,561)	L	8-12
10/18 @	Pittsburgh (58,620)	L	6-16
10/25 @	Green Bay (59,860)	L	10-28
11/1	Jacksonville (68,915)	L	19-45

Coach: Ted Marchibroda Top Draft Choice: CB Duane Starks

11/8	Oakland (69,037)	W	13-10
11/15 @	San Diego (54,388)	L	13-14
11/22 @	Cincinnati (52,571)	W	20-13
11/29	Indianapolis (68,898)	W	38-31
12/6 @	Tennessee (31,124)	L	14-16
12/13	Minnesota (69,074)	L	28-38
12/20 @	Chicago (40,853)	L	3-24
12/27	Detroit (68,045)	W	19-10

1999: 8-8 (Points: 324-277) 3rd AFC Central

9/10 @	St. Louis (62,100)	L	10-27
9/19	Pittsburgh (68,965)	L	20-23
9/26	Cleveland (68,803)	W	17-10
10/3 @	Atlanta (50,712) OT	W	19-13
10/10 @	Tennessee (65,486)	L	11-14
10/21	Kansas City (68,771) (Thurs.)	L	8-35
10/31	Buffalo (68,673)	L	10-13
11/7 @	Cleveland (72,898)	W	41-9

Coach: Brian Billick Top Draft Choice: CB Chris McAlister

11/14 @	Jacksonville (67,391)	L	3-6
11/21 @	Cincinnati (43,279)	W	34-31
11/28	Jacksonville (68,428)	L	23-30
12/5	Tennessee (67,854)	W	41-14
12/12 @	Pittsburgh (46,715)	W	31-24
12/19	New Orleans (67,597)	W	31-8
12/26	Cincinnati (68,036)	W	22-0
1/2/00 @	New England (50,263)	L	3-20

2000: 12-4 (Points: 333-165) 2nd AFC Central - *Wild Card*

9/03 @	Pittsburgh (55,049)	W	16-0
9/10	Jacksonville (68,843)	W	39-36
9/17 @	Miami (73,464)	L	6-19
9/24	Cincinnati (68,481)	W	37-0
10/01 @	Cleveland (73,018)	W	12-0
10/08 @	Jacksonville (65,194)	W	15-10
10/15 @	Washington (83,252)	L	3-10
10/22	Tennessee (69,200)	L	6-14

Coach: Brian Billick Top Draft Choice: RB Jamal Lewis

10/29	Pittsburgh (69,405)	L	6-9
11/05 @	Cincinnati (54,759)	W	27-7
11/12 @	Tennessee (68,490)	W	24-23
11/19	Dallas (69,416)	W	27-0
11/26	Cleveland (68,361)	W	44-7
12/10	San Diego (68,805)	W	24-3
12/17 @	Arizona (37,452)	W	13-7
12/24	New York Jets (69,184)	W	34-20

AFC WILD CARD PLAYOFF GAME

12/30/00 **Denver (69,638)..... W 21-3**

AFC DIVISIONAL PLAYOFF GAME

1/7/01 **@ Tennessee (68,527)..... W 24-10**

AFC CHAMPIONSHIP GAME

1/14/01 **@ Oakland (62,784)..... W 16-3**

SUPER BOWL XXXV (TAMPA, FL)

1/28/01 **@ NY Giants (71,921)..... W 34-7**

2001: 10-6 (Points: 303-265) 2nd AFC Central - *Wild Card*

9/9	Chicago (69,365)	W	17-6
9/23 @	Cincinnati (49,632)	L	10-21
9/30 @	Denver (75,082)	W	20-13
10/7	Tennessee (69,494)	W	26-7
10/14 @	Green Bay (59,866)	L	23-31
10/21 @	Cleveland (72,818)	L	14-24
10/28	Jacksonville (69,439)	W	18-17
11/4 @	Pittsburgh (62,906)	W	13-10

Coach: Brian Billick Top Draft Choice: TE Todd Heap

11/12 @	Tennessee (68,798)	W	16-10
11/18	Cleveland (69,353)	L	17-27
11/25 @	Jacksonville (53,530)	W	24-21
12/2	Indianapolis (69,382)	W	39-27
12/16	Pittsburgh (69,506)	L	21-26
12/23	Cincinnati (68,987)	W	16-0
12/29 @	Tampa Bay (65,619)	L	10-22
1/7/02	Minnesota (69,465)	W	19-3

AFC WILD CARD PLAYOFF GAME

1/13/02 **@ Miami (72,251)..... W 20-3**

AFC DIVISIONAL PLAYOFF GAME

1/20/02 **@ Pittsburgh (63,976)..... L 10-27**

ALL-TIME REGULAR SEASON RESULTS

2002: 7-9 (Points: 316-354)
3rd AFC North

Coach: Brian Billick
Top Draft Choice: S Ed Reed

9/6 @	Carolina (70,386)	L	7-10
9/15	Tampa Bay (69,304)	L	0-23
9/30	Denver (69,538)	W	34-23
10/6 @	Cleveland (73,688)	W	26-21
10/13 @	Indianapolis (56,174)	L	20-22
10/20	Jacksonville (69, 173)	W	17-10
10/27	Pittsburgh (69,638)	L	18-31
11/3 @	Atlanta (68,532)	L	17-20

11/10	Cincinnati (69,024)	W	38-27
11/17 @	Miami (73,013)	L	7-26
11/24	Tennessee (69,365)	W	13-12
12/1 @	Cincinnati (44,878)	W	27-23
12/8	New Orleans (69,334)	L	25-37
12/15 @	Houston (70,108)	W	23-19
12/22	Cleveland (69,349)	L	13-14
12/29 @	Pittsburgh (61,961)	L	31-34

2003: 10-6 (Points: 391-281)
1st AFC North - Division Title

Coach: Brian Billick
Top Draft Choice: LB Terrell Suggs

9/7 @	Pittsburgh (63,157)	L	15-34
9/14	Cleveland (69,473)	W	33-13
9/21 @	San Diego (52,028)	W	24-10
9/28	Kansas City (69,459)	L	10-17
10/12 @	Arizona (24,193)	W	26-18
10/19 @	Cincinnati (53,553)	L	26-34
10/26	Denver (69,721)	W	26-6
11/2	Jacksonville (69,486)	W	24-17

11/9 @	St. Louis (66,085)	L	22-33
11/16 @	Miami (73,333) OT	L	6-9
11-23	Seattle (69,477) OT	W	44-41
11/30	San Francisco (69,549)	W	44-6
12/7	Cincinnati (69,468)	W	31-13
12/14 @	Oakland (45,398)	L	12-20
12/21 @	Cleveland (72,548)	W	35-0
12/28	Pittsburgh (70,001) OT	W	13-10

AFC WILD CARD PLAYOFF GAME

1/3/04 Tennessee (69,452)L 17-20

2004: 9-7 (Points: 317-268)
2nd AFC North

Coach: Brian Billick
Top Draft Choice: DT Dwan Edwards (2)

9/12 @	Cleveland (73,068)	L	3-20
9/19	Pittsburgh (69,859)	W	30-13
9/26 @	Cincinnati (65,575)	W	23-9
10/4	Kansas City (69,827)	L	24-27
10/10 @	Washington (90,287)	W	17-10
10/24	Buffalo (69,809)	W	20-6
10/31 @	Philadelphia (67,715)	L	10-15
11/7	Cleveland (69,781)	W	27-13

11/14 @	New York Jets (77,826) OT	W	20-17
11/21	Dallas (69,924)	W	30-10
11/28 @	New England (68,756)	L	3-24
12/5	Cincinnati (69,695)	L	26-27
12/12	New York Giants (69,856)	W	37-14
12/19 @	Indianapolis (57,240)	L	10-20
12/26 @	Pittsburgh (64,227)	L	7-20
1/2/05	Miami (69,843)	W	30-23



OVERTIME GAMES

DATE	OPPONENT	RESULT	SCORING PLAY	TIME
10/27/96	St. Louis Rams	W 37-31	Jackson 22-yard pass	(0:10)
11/24/96	Jacksonville Jaguars	L 25-28	Hollis 34-yard FG	(5:54)
11/2/97	@ NY Jets	L 16-19	Hall 37-yard FG	(10:02)
11/16/97	Philadelphia Eagles	T 10-10	-	(0:00)
10/3/99	@ Atlanta Falcons	W 19-13	Armour 54-yard pass	(12:31)
11/16/03	@ Miami Dolphins	L 6-9	Mare 43-yard FG	(8:48)
11/23/03	Seattle Seahawks	W 44-41	Stover 42-yard FG	(6:32)
12/28/03	Pittsburgh Steelers	W 13-10	Stover 47-yard FG	(11:32)
11/14/04	@ NY Jets	W 20-17	Stover 42-yard FG	(7:35)

RECORD: 5-3-1

ALL-TIME RANKINGS

OFFENSE

Total Yards Per Game

2004 - 31st (273.4)
 2003 - 21st (308.1)
 2002 - 26th (289.9)
 2001 - 14th (320.3)
 2000 - 16th (313.4)
 1999 - 24th (298.6)
 1998 - 26th (281.1)
 1997 - 9th (330.7)
 1996 - 3rd (357.7)

Total Yards Per Play

2004 - 28th (4.4)
 2003 - 18th (5.1)
 2002 - 25th (4.9)
 2001 - 23rd (4.7)
 2000 - 21st (4.7)
 1999 - 24th (4.6)
 1998 - 19th (4.9)
 1997 - 12th (5.1)

1996 - 1st (5.6)

Rushing Yards/Game

2004 - 9th (128.9)
2003 - 1st (167.1)
 2002 - 16th (112.0)
 2001 - 11th (113.1)
 2000 - 5th (137.4)
 1999 - 16th (109.6)
 1998 - 20th (101.8)
 1997 - 22nd (99.3)
 1996 - 14th (109.1)

Rushing Average

2004 - 15th (4.2)
 2003 - 3rd (4.8)
 2002 - 14th (4.2)
 2001 - 25th (3.7)
 2000 - 8th (4.3)
 1999 - 10th (4.1)
 1998 - 15th (4.0)
 1997 - 19th (3.8)
 1996 - 7th (4.2)

Passing Yards/Game

2004 - 31st (144.5)
 2003 - 32nd (140.9)
 2002 - 27th (177.9)
 2001 - 16th (207.1)
 2000 - 22nd (175.9)
 1999 - 25th (189.0)
 1998 - 25th (179.3)
 1997 - 5th (231.4)
 1996 - 2nd (248.6)

Passing Avg./Attempt

2004 - 31st (5.50)
 2003 - 27th (6.06)
 2002 - 25th (6.51)
 2001 - 20th (6.45)
 2000 - 24th (6.15)
 1999 - 28th (6.15)
 1998 - 21st (6.6)
 1997 - 11th (6.7)
 1996 - 4th (7.5)

Pct. Had Intercepted

2004 - 6th (2.7%)
 2003 - 32nd (4.5%)
 2002 - 15th (2.9%)
 2001 - 18thT (3.9%)
 2000 - 21st (3.8%)
 1999 - 23rd (3.7%)
 1998 - 16th (3.1%)
 1997 - 13th (2.7%)
 1996 - 19th (3.5%)

Sacks Per Pass Play

2004 - 19th (.070)
 2003 - 31st (.101)
 2002 - 26th (.086)
 2001 - 14th (.072)
 2000 - 21st (.085)
 1999 - 27th (.103)
 1998 - 19th (.085)
 1997 - 8th (.063)
 1996 - 14th (.067)

1st Downs Per Game

2004 - 30th (16.3)
 2003 - 27th (16.2)
 2002 - 27th (16.3)
 2001 - 8th (18.7)
 2000 - 18th (18.0)
 1999 - 27th (16.2)
 1998 - 30th (15.2)
 1997 - 17th (18.3)
 1996 - 2ndT (21.1)

3rd Down Efficiency

2004 - 22nd (35.1%)
 2003 - 27th (31.9%)
 2002 - 24th (37.7%)
 2001 - 19th (35.7%)
 2000 - 11th (40.3%)
 1999 - 31st (28.4%)
 1998 - 28th (30.9%)
 1997 - 20th (36.1%)
 1996 - 3rd (43.8%)

4th Down Efficiency

2004 - 30th (26.7%)
 2003 - 4th (63.6%)
 2002 - 15th (53.8%)
 2001 - 30th (23.1%)
 2000 - 31st (16.7%)
 1999 - 28th (27.3%)
 1998 - 18thT (40.0%)
 1997 - 7thT (57.1%)
 1996 - 25thT (40.0%)

Punt Return Average

2004 - 7th (10.3)
 2003 - 24th (7.7)
 2002 - 8th (11.8)
 2001 - 5th (11.7)
2000 - 1st (15.8)
 1999 - 24th (7.7)
 1998 - 5th (12.6)
 1997 - 2nd (13.4)
 1996 - 18th (9.4)

Kick Return Average

2004 - 21st (20.7)
 2003 - 15th (21.4)
 2002 - 19th (21.1)
 2001 - 3rd (23.6)
 2000 - 12th (22.3)
 1999 - 19th (20.3)
 1998 - 4th (24.6)
 1997 - 27th (20.2)
 1996 - 26th (20.2)

Gross Punting Average

2004 - 22nd (40.6)
 2003 - 17th (40.8)
 2002 - 19th (40.5)
 2001 - 31st (38.0)
 2000 - 20th (40.2)
 1999 - 13th (41.9)
 1998 - 16th (42.9)
 1997 - 14th (42.7)
 1996 - 14th (43.2)

Net Punting Average

2004 - 23rd (34.6)
 2003 - 13th (34.7)
 2002 - 20th (33.7)
 2001 - 27th (33.6)
 2000 - 22nd (33.9)
 1999 - 12th (35.5)
 1998 - 4th (38.3)
 1997 - 10th (36.6)
 1996 - 7th (37.8)

Points Per Game

2004 - 20th (19.8)
 2003 - 8th (24.7)
 2002 - 23rd (19.7)
 2001 - 18th (19.9)
 2000 - 14th (20.8)
 1999 - 14th (20.3)
 1998 - 26th (16.8)
 1997 - 16th (20.4)
 1996 - 6th (23.2)

Field Goal Percentage

2004 - 3rd (90.6%)
 2003 - 9th (85%)
 2002 - 10th (80.7%)
 2001 - 5th (85.7%)
 2000 - 4th (89.7%)
 1999 - 7th (84.8%)
 1998 - 21stT (75.0%)
 1997 - 19thT (76.5%)
 1996 - 22nd (76.0%)

DEFENSE

Yards Allowed Per Game

2004 - 6th (300.2)
 2003 - 3rd (281.0)
 2002 - 22nd (334.6)
 2001 - 2nd (277.9)
 2000 - 2nd (247.9)
 1999 - 2nd (263.9)
 1998 - 22nd (331.1)
 1997 - 25th (335.2)
 1996 - 30th (368.1)

Yards Allowed Per Play

2004 - 5th (4.8)
2003 - 1st (4.4)
 2002 - 10th (5.1)
2001 - 1st (4.4)
 2000 - 2nd (4.3)
1999 - 1st (4.1)
 1998 - 18th (5.0)
 1997 - 18th (5.0)
 1996 - 29th (5.5)

Rushing Yards Per Game

2004 - 8thT (105.1)
 2003 - 6th (96.0)
 2002 - 13th (110.1)
 2001 - 4th (88.2)
2000 - 1st (60.6)
 1999 - 2nd (76.9)
 1998 - 16th (106.6)
 1997 - 10th (105.6)
 1996 - 23rd (120.0)

ALL-TIME RANKINGS

DEFENSE

Opponent Rushing Avg.

2004 - 2nd (3.6)
2003 - 3rd (3.4)
2002 - 2nd (3.7)
2001 - 3rd (3.4)
2000 - 1st (2.68)
1999 - 2nd (3.14)
1998 - 6th (3.60)
1997 - 5th (3.60)
1996 - 15th (3.78)

Passing NetYards/Game

2004 - 10th (195.1)
2003 - 4th (175.3)
2002 - 26th (224.4)
2001 - 8th (189.7)
2000 - 8th (187.3)
1999 - 6th (186.9)
1998 - 24th (224.5)
1997 - 28th (229.6)
1996 - 30th (248.1)

Passing Avg./Attempt

2004 - 9th (6.76)
2003 - 1st (5.28)
2002 - 20th (6.67)
2001 - 2nd (5.99)
2000 - 7th (6.01)
1999 - 1st (5.4)
1998 - 23rd (7.2)
1997 - 23rd (7.1)
1996 - 29th (7.7)

Pct. Intercepted By Ravens

2004 - 3rd (4.2%)
2003 - 4th (4.5%)
2002 - 4th (4.36%)
2001 - 21st (2.9%)
2000 - 4th (4.4%)
1999 - 14th (3.5%)
1998 - 19th (3.2%)
1997 - 14th (3.1%)
1996 - 20th (2.8%)

Sacks Per Pass Play

2004 - 11th (.072)
2003 - 1st (.088)
2002 - 23rd (.057)
2001 - 9th (.141)
2000 - 22nd (.066)
1999 - 9th (.082)
1998 - 20th (.072)
1997 - 18th (.076)
1996 - 26th (.056)

First Downs Allowed

2004 - 6th (17.1)
2003 - 3rd (15.5)
2002 - 23rd (19.8)
2001 - 3rd (16.4)
2000 - 2nd (13.5)
1999 - 5th (16.2)
1998 - 17th (18.6)
1997 - 23rd (19.1)
1996 - 29th (21.9)

Opp. Third Down Eff.

2004 - 8th (34.4%)
2003 - 2nd (29.4%)
2002 - 21st (40.3%)
2001 - 3rd (30.8%)
2000 - 5th (34.1%)
1999 - 12th (34.1%)
1998 - 22nd (39.2%)
1997 - 23rd (40.3%)
1996 - 30th (48.2%)

Opp. Fourth Down Eff.

2004 - 2nd (25%)
2003 - 3rd (29.4%)
2002 - 29th (71.4%)
2001 - 11th (40.0%)
2000 - 4th (21.1%)
1999 - 19th (46.7%)
1998 - 8th (36.4%)
1997 - 17th (50%)
1996 - 18th (53.8%)

Opp. Punt Return Avg.

2004 - 14th (7.8)
2003 - 10th (8.4)
2002 - 24th (11.8)
2001 - 3rd (5.5)
2000 - 13th (9.3)
1999 - 25th (10.9)
1998 - 4th (7.1)
1997 - 11th (8.7)
1996 - 16th (10.1)

Opp. Kick Return Avg.

2004 - 27th (23.2)
2003 - 16th (21.4)
2002 - 25th (22.6)
2001 - 19th (21.8)
2000 - 10th (21.3)
1999 - 16th (21.1)
1998 - 10th (20.5)
1997 - 20th (22.8)
1996 - 4th (20.0)

Opp. Gross Punting Avg.

2004 - 3rd (40.1)
2003 - 9th (40.1)
2002 - 14th (42.5)
2001 - 14th (41.6)
2000 - 31st (44.5)
1999 - 21st (42.9)
1998 - 10th (42.5)
1997 - 25th (44.0)
1996 - 13th (42.4)

Opp. Net Punting Avg.

2004 - 3rd (33.1)
2003 - 15th (34.7)
2002 - 15th (37.3)
2001 - 3rd (33.6)
2000 - 3rd (33.1)
1999 - 27th (36.9)
1998 - 1st (33.6)
1997 - 10th (35.5)
1996 - 16th (35.6)

Points Allowed/Game

2004 - 6th (16.8)
2003 - 6th (17.6)
2002 - 19th (22.1)
2001 - 4th (16.6)
2000 - 1st (10.3)
1999 - 6th (17.3)
1998 - 16th (20.9)
1997 - 18th (21.6)
1996 - 28th (27.6)

Opp. Field Goal Pct.

2004 - 17th (83.9)
2003 - 30th (90.3)
2002 - 29th (87.9)
2001 - 2nd (57.6)
2000 - 9th (83.3)
1999 - 11th (76.0)
1998 - 25th (86.7)
1997 - 6th (70.6)
1996 - 27th (90.3)

ALL-TIME 1ST DOWNS

2004 SEASON TOTALS

260 Total: 103 Rush; 135 Pass; 22 Penalty

Player	Total	Rush	Pass	3rd D
Lewis, J.	52	47	5	7
Taylor, C.	45	35	10	9
Taylor, T.	21	0	21	6
Johnson	19	0	19	13
Moore	18	0	18	9
Heap	17	0	17	6
Hymes	17	0	17	9
Wilcox	12	0	12	5
Boller	10	10	0	7
Jones	7	0	7	0
Ricard	6	3	3	5
Smith	5	4	1	3
Dinkins	5	0	5	1
Sams	2	2	0	1
White	2	2	0	0
Totals	238	103	135	81

2003 SEASON TOTALS

259 Total: 115 Rush; 121 Pass; 23 Penalty

Player	Total	Rush	Pass	3rd D
Lewis, J.	93	83	10	11
Heap	32	0	32	10
Taylor, T.	25	2	23	13
Robinson	23	0	23	11
Taylor, C.	19	12	7	12
Jones, T.	10	0	10	2
Ricard	10	6	4	4
Sanders	10	0	10	4
Boller	5	5	0	2
Wright	5	5	0	2
Smith, M.	2	2	0	0
Johnson, R.	1	0	1	1
Ogden, Jo.	1	0	1	0
Totals	236	115	121	72

2002 SEASON TOTALS

261 Total: 90 Rush; 145 Pass; 26 Penalty

Player	Total	Rush	Pass	3rd D
Lewis, J.	77	63	14	19
Taylor, T.	45	4	41	19
Heap	44	2	42	18
Stokley	17	1	16	8
Taylor, C.	12	4	8	7
Blake	9	9	0	5
Johnson	7	0	7	2
Ricard	8	5	3	0
Hymes	5	0	5	1
Jones, T.	5	0	5	0
Jones, J.	3	0	3	0
Redman	2	2	0	2
Hunter, J.	1	0	1	0
Totals	235	90	145	81

ALL-TIME 1ST DOWNS

2001 SEASON TOTALS

299 Total: 92 Rush; 180 Pass; 27 Penalty				
Player	Total	Rush	Pass	3rd Down
Ismail	50	0	50	19
Sharpe	43	0	43	13
Allen	33	32	1	5
Brookins	33	31	2	4
Taylor	30	3	27	9
Williams	22	9	13	11
Ayanbadejo	18	11	7	6
Stokley	17	0	17	6
Heap	10	0	10	2
Johnson	4	0	4	3
Lewis, Je.	4	1	3	2
Cunningham	3	3	0	1
Gash	2	0	2	0
Grbac	2	2	0	1
Jones	1	0	1	0
Totals	272	92	180	82

1998 SEASON TOTALS

243 Total: 86 Rush; 140 Pass; 17 Penalty				
Player	Total	Rush	Pass 3rd Down	
Holmes	62	52	10	14
Lewis, J.	30	2	28	7
Jackson	26	0	26	10
Turner	26	0	26	6
Green	21	0	21	8
Potts	14	10	4	4
Harbaugh	11	11	0	6
Johnson	8	0	8	3
Graham	7	5	2	2
Rhett	7	5	2	1
Roe	6	0	6	0
Kinchen	4	0	4	1
Yarborough	1	0	1	1
Zeier	1	1	0	1
Totals	226	86	140	64

2000 SEASON TOTALS

288 Total: 116 Rush; 156 Pass; 16 Penalty				
Player	Total	Rush	Pass	3rd Down
Lewis, Ja.	71	61	10	14
Holmes	49	38	11	12
Ismail	38	0	38	18
Sharpe	36	0	36	14
Taylor	18	1	17	11
Ayanbadejo	13	4	9	1
Lewis, Je.	13	2	11	10
Stokley	11	1	10	9
Johnson	8	1	7	2
Dilfer	5	5	0	3
Banks	3	3	0	1
Coates	3	0	3	0
Davis	3	0	3	0
Gash	1	0	1	0
Totals	272	116	156	95

1997 SEASON TOTALS

292 Total: 99 Rush; 176 Pass; 17 Penalty				
Player	Total	Rush	Pass 3rd Down	
Morris	51	43	8	13
Jackson	45	0	45	13
Alexander	39	0	39	8
Green	30	0	30	11
Lewis, J.	30	1	29	12
Byner	26	18	8	9
Graham	24	23	1	5
Testaverde	12	12	0	6
Yarborough	7	0	7	3
Roe	5	0	5	2
Kinchen	4	0	4	0
Cotton	1	1	0	0
Montgomery	1	1	0	0
Totals	275	99	176	82

1999 SEASON TOTALS

259 Total: 87 Rush; 148 Pass; 24 Penalty				
Player	Total	Rush	Pass	3rd Down
Ismail	50	1	49	12
Rhett	46	39	7	5
Armour	29	0	29	12
Holmes	26	20	6	2
Johnson, P.	20	1	19	7
Evans	18	6	12	5
Lewis	14	1	13	10
Case	11	11	0	2
Banks	7	7	0	3
Davis	4	0	4	3
Pierce	4	0	4	2
Collins	2	0	2	0
DeLong	2	0	2	1
Ogden	1	1	0	1
Stokley	1	0	1	0
Totals	235	87	148	65

1996 SEASON TOTALS

338 Total: 108 Rush; 208 Pass; 22 Penalty				
Player	Total	Rush	Pass 3rd Down	
Jackson	58	0	58	13
Morris	58	47	11	11
Alexander	51	1	50	14
Byner	44	35	9	7
Turner, F.	27	1	26	12
Kinchen	26	0	26	11
Testaverde	13	13	0	8
Green	9	0	9	2
Hoard	7	7	0	3
Williams, C.	7	0	7	2
Lewis, J.	5	0	5	2
Gardner	4	4	0	1
Ethridge	2	0	2	2
Arvie	1	0	1	0
Bishop	1	0	1	0
Hunter	1	0	1	0
Jones, J.	1	0	1	0
Ogden	1	0	1	0
Totals	316	108	208	88

ALL-TIME DEFENSIVE TDs (1996-2004)

1996...

- LB Mike Caldwell 45 INT return; 11/24 vs. Jax.

1997...

- CB Antonio Langham 40 INT return; 11/30 @ Jax.

1998...

- S Rod Woodson 60 INT return; 9/13 @ NYJ
- S Rod Woodson 18 INT return; 11/8 vs. Oak.

1999...

- S Rod Woodson 66 INT return; 11/7 @ Cle.
- CB Duane Starks 43 INT return; 11/21 @ Cin.
- S Rod Woodson 47 INT return; 12/5 vs. Ten.
- S Corey Harris 24 INT return; 12/19 vs. NO

2000...

- CB Chris McAlister 98 INT return; 12/24 vs. NYJ

2000 POSTSEASON...

- LB Ray Lewis 50 INT return; 1/7 @ Ten.
- CB Duane Starks 49 INT return; 1/28 vs. NYG

2001...

- S Rod Woodson 47 INT return; 12/2 vs. Ind.
- LB Jamie Sharper 8 FR; 1/7 vs. Min.

2001 POSTSEASON...

- 0

2002...

- LB Adaluis Thomas 25 INT return; 11/10 vs. Cin.
- S Chad Williams 98 INT return; 12/1 @ Cin.

2003...

- S Ed Reed 54 INT return; 9/14 vs. Cle.
- CB Chris McAlister 83 INT return; 10/12 vs. Ari.
- LB Ray Lewis 29 INT return; 11/30 vs. SF
- S Chad Williams 52 INT return; 12/21 @ Cle.

2003 POSTSEASON...

- S Will Dumps 56 INT return; 1/3 vs. Ten.

2004*...

- CB Chris McAlister 51 INT return; 9/19 vs. Pit.
- S Ed Reed 22 FR; 10/10 @ Was.
- S Deion Sanders 48 INT return; 10/2 vs. Buf.
- S Ed Reed 106 INT return; 11/7 vs. Cle.
- S Chad Williams 44 INT return; 11/21 vs. Dal.
- CB Chris McAlister 64 FR; 12/5 vs. Cin.
- DT Jarret Johnson 6 INT return; 1/2 vs. Mia.

*Ravens led NFL with 7 Defensive TDs

ALL-TIME OFFENSIVE RANKINGS (1996-2004)

1996...

#PL	1st	RU	RK	PS	RK	T	RK	PTS
1024	338	1745	14	3978	2	5723	3	371

1997...

#PL	1st	RU	RK	PS	RK	T	RK	PTS
1043	292	1589	22	3702	5	5291	9	326

1998...

#PL	1st	RU	RK	PS	RK	T	RK	PTS
926	243	1629	20	2869	25	4498	26	269

1999...

#PL	1st	RU	RK	PS	RK	T	RK	PTS
1033	259	1754	16	3024	25	4778	24	324

2000...

#PL	1st	RU	RK	PS	RK	T	RK	PTS
1058	288	2199	5	2815	22	5014	16	333

2001...

#PL	1st	RU	RK	PS	RK	T	RK	PTS
1080	299	1810	11	3314	16	5124	14	303

2002...

#PL	1st	RU	RK	PS	RK	T	RK	PTS
947	261	1792	16	2847	27	4639	26	316

2003...

#PL	1st	RU	RK	PS	RK	T	RK	PTS
1009	259	2674	1	2255	32	4929	21	391

2004...

#PL	1st	RU	RK	PS	RK	T	RK	PTS
991	260	2063	9	2312	31	4375	31	317

ALL-TIME DEFENSIVE RANKINGS (1996-2004)

1996...

#PL	1st	RU	RK	PS	RK	T	RK	PTS
1075	351	1920	23	3969	30	5889	30	441

1997...

#PL	1st	RU	RK	PS	RK	T	RK	PTS
1068	306	1690	10	3673	28	5363	25	345

1998...

#PL	1st	RU	RK	PS	RK	T	RK	PTS
1050	298	1705	16	3592	24	5297	22	335

1999...

#PL	1st	RU	RK	PS	RK	T	RK	PTS
1040	260	1231	2	2991	6	4222	2	277

2000...

#PL	1st	RU	RK	PS	RK	T	RK	PTS
924	216	970	1	2997	8	3967	2	165

2001...

#PL	1st	RU	RK	PS	RK	T	RK	PTS
1010	262	1411	4	3035	8	4446	2	265

2002...

#PL	1st	RU	RK	PS	RK	T	RK	PTS
1077	316	1762	13	3591	26	5353	22	354

2003...

#PL	1st	RU	RK	PS	RK	T	RK	PTS
1026	248	1536	6	2805	4	4341	3	281

2004...

#PL	1st	RU	RK	PS	RK	T	RK	PTS
1009	273	1681	T-8	3122	10	4803	6	268

#PL = No. of Plays

1st = 1st Downs

RU = Rushes

RK = Rank

PS = Passes

T = Total

PTS = Points

THE LAST TIME

Overtime Game Won

- By Ravens —11/14/04 at NYJ (20-17 OT)
- By Opponents —11/16/03 at Mia. (6-9 OT)

Overtime Game Tied

- 11/16/97 vs. Phi. (10-10 T)

Shutout

- By Ravens —12/21/03 at Cle. (35-0)
- By Opponents —9/15/02 vs. TB (0-25)

Safety Scored

- By Ravens —Michael McCrary 12/24/00 vs. NYJ
- By Opponents —Sammy Knight 1/2/05 vs. Mia. (Knight tackled QB Kyle Boller in end zone.)

PAT (1-point) Unsuccessful

- By Ravens —Matt Stover 10/27/96 vs. STL (wide right)
- By Opponents —Neil Rackers 12/1/02 at Cin. (wide right)

Punt Returned for a Touchdown

- By Ravens —**B.J. Sams (78 yards) 10/10/04 at Was.**
—Jermaine Lewis (88 yards) 1/20/02 at Pit. - DP
- By Opponents —Karl Williams (56 yards) vs. 9/15/02 TB

KOR for a Touchdown

- By Ravens —Patrick Johnson (97 yards) 12/13/98 vs. Min.
—Jermaine Lewis (84 yards) 1/28/01 at NYG - SB XXXV
- By Opponents —Wes Welker (95 yards) 1/2/05 vs. Mia.
—Ron Dixon (97 yards) 1/28/01 at NYG - SB XXXV

Intercepted Pass Returned for a Touchdown

- By Ravens —Jarret Johnson (6 yards) 1/2/05 vs. Mia.
—Will Demps (56 yards) 1/3/04 vs. Ten. - WC
- By Opponents —Derrick Brooks (97 yards) 9/16/02 vs. TB - (record vs. Ravens)

Fumble Returned for a Touchdown

- By Ravens —Chris McAlister (64 yards) 12/5/04 vs. Cin.
- By Opponents —Jarvis Green (recovered in end zone) 11/28/04 at NE

Blocked Field Goal

- By Ravens —Keith Washington 12/26/99 vs. Cin. (Pelfrey 20-yard att.)
—Keith Washington 1/7/01 at Ten. (Del Greco 27-yard att.) - WC
- By Opponents —Larry Tripplett 12/19/04 at Ind. (Stover 31-yard att.)

Blocked Field Goal Returned for a Touchdown

- By Ravens —Chris McAlister (107 yards) 9/30/02 vs. Den. (NFL's LG play)
—Anthony Mitchell (90 yards) 1/7/01 at Ten. - DP
- By Opponents —0

Blocked Punt

- By Ravens —Ed Reed (16 yards) 11/23/03 vs. Sea. (Tom Rouen punt)
- By Opponents —Fakhir Brown 12/8/02 vs. NO (Dave Zastudil punt)
—Chris Coleman at Ten. 1/7/01 (Kyle Richardson punt) - Wild Card

Blocked Punt Returned for a Touchdown

- By Ravens —Ed Reed (16 yards) 11/23/03 vs. Sea.
- By Opponents —Alvis Whitted (24 yards) 11/1/98 vs. Jax.

100-Yards Rushing

- By Ravens —Jamal Lewis (167 yards) 1/2/05 vs. Mia.
—Terry Allen (106 yards) 1/13/02 at Mia. - Wild Card
- By Opponents —Jerome Bettis (117 yards) 12/26/04 at Pit.

3 Touchdowns Rushing

- By Ravens —Jamal Lewis 12/7/03 vs. Cin.
- By Opponents —Deuce McAllister 12/8/02 vs. NO

100-Yards Receiving

- By Ravens —Marcus Robinson (102 yards) 12/28/03 vs. Pit. - OT
- By Opponents —Chris Chambers (146 yards) 1/2/05 vs. Miami

200-Yards Receiving

- By Ravens —Qadry Ismail (258 yards) 12/12/99 at Pit.
- By Opponents —Jimmy Smith (291 yards) 9/10/00 vs. Jax.

3 Touchdowns Receiving

- By Ravens —Qadry Ismail (258 yards) 12/12/99 at Pit.
- By Opponents —Jimmy Smith (291 yards) 9/10/00 vs. Jax.

400-Yards Passing

- By Ravens —Vinny Testaverde (with Ravens) (429) 10/27/96 vs. STL - OT
- By Opponents —Vinny Testaverde (with Jets) (481) 12/24/00 vs. NYJ

4 Touchdowns Passing

- By Ravens —Kyle Boller 12/12/04 vs. NYG
- By Opponents —Drew Bledsoe 10/6/96 vs. NE

5 Touchdowns Passing

- By Ravens —0
- By Opponents —Matt Hasselbeck 11/23/03 vs. Sea.

*Postseason in Red

*NFL Record

**Ravens Record

RAVENS BIGGEST DAYS

RUSHING

(ALL 100+ YARD GAMES)

- 295* **Jamal Lewis vs. Cle., 9/14/03 (30 car.)**
 227 **Priest Holmes @ Cin., 11/22/98 (36 car.)**
 205 **Jamal Lewis @ Cle., 12/21/03 (27 car.)**
 187 **Jamal Lewis @ Cle., 10/6/02 (26 car.)**
 187 **Jamal Lewis vs. Dal., 11/19/00 (28 car.)**
 186 **Jamal Lewis @ Cin., 9/26/04 (18 car.)**
 180 **Jamal Lewis vs. Cin., 12/7/03 (30 car.)**
 176 **Bam Morris @ Was., 10/26/97 (36 car.)**
 173 **Priest Holmes vs. Cin., 9/27/98 (27 car.)**
 170 **Jamal Lewis vs. Cle., 11/26/00 (30 car.)**
 167 **Jamal Lewis vs. Mia., 1/2/05 (34 car.)**
 154 **Jay Graham vs. Phi., 11/16/97 (35 carries)**
 149 **Earnest Byner vs. NO, 9/29/96 (24 car.)**
 139 **Chester Taylor vs. Cin., 12/5/04 (23 car.)**
 136 **Erriett Rhett @ Atl., 10/3/99 (27 car.)**
 135 **Jamal Lewis vs. Cin., 11/10/02 (21 car.)**
 134 **Jamal Lewis vs. Den., 10/26/03 (32 car.)**
 133 **Terry Allen vs. Min., 1/7/02 (23 car.)**
 132 **Jamal Lewis @ SD, 9/21/03 (23 car.)**
 132 **Priest Holmes vs. Det., 12/27/98 (28 car.)**
 131 **Jamal Lewis @ Ari., 10/12/03 (21 car.)**
 130 **Jamal Lewis @ Ind., 12/19/04 (20 car.)**
 130 **Priest Holmes @ Pit., 12/12/99 (18 car.)**
 130 **Bam Morris @ NYJ, 11/2/97 (31 car.)**
 126 **Jamal Lewis @ Ari., 12/17/00 (29 car.)**
 125 **Jamal Lewis @ Oak., 12/14/03 (24 car.)**
 121 **Jamal Lewis @ Cin., 12/1/02 (22 car.)**
 119 **Jamal Lewis vs. Jax., 10/20/02 (28 car.)**
 119 **Priest Holmes @ Pit., 9/3/00 (25 car.)**
 117 **Jamal Lewis vs. Sea., 11/23/03 (26 car.)**
 117 **Erriett Rhett @ Cle., 11/7/99 (17 car.)**
 117 **Bam Morris @ Cin., 12/8/96 (21 car.)**
 116 **Jamal Lewis @ Was., 10/10/04 (28 car.)**
 116 **Jamal Lewis vs. Cin., 9/24/00 (25 car.)**
 115 **Jamal Lewis vs. KC, 9/28/03 (26 car.)**
 114 **Jamal Lewis vs. Pit., 12/28/03 (27 car.)**
 113 **Erriett Rhett vs. Cle., 9/26/99 (22 car.)**
 111 **Jamal Lewis @ STL, 11/9/03 (27 car.)**
 111 **Moe Williams vs. Ind., 12/2/01 (24 car.)**
 110 **Jamal Lewis vs. Den., 12/31/00 (30 car.)**
WC
 109 **Terry Allen @ Mia., 1/13/02 (25 car.)**
WC
 109 **Jamal Lewis @ Cin., 11/5/00 (22 car.)**
 109 **Bam Morris @ Jax., 11/10/96 (26 car.)**
 108 **Terry Allen vs. Ten., 10/7/01 (22 car.)**
 104 **Chester Taylor vs. NYG 12/12/04 (25 car.)**
 103 **Priest Holmes vs. Ind., 11/29/98 (22 car.)**
 102* **Jamal Lewis @ NYG, 1/28/01 (27 car.)**
Super Bowl XXXV
 101 **Jamal Lewis @ Cin., 10/19/03 (19 car.)**
 101 **Erriett Rhett vs. Pit., 9/19/99 (22 car.)**
 100 **Jamal Lewis vs. Cle., 12/22/02 (21 car.)**
 100 **Priest Holmes vs. Ten., 12/5/99 (9 car.)**
 100 **Bam Morris vs. Pit., 12/1/96 (21 car.)**

PASSING

(ALL 300+ YARD GAMES)

- 429 **Vinny Testaverde vs. STL, 10/27/96 (31 of 51)**

- 366 **Vinny Testaverde vs. Jax., 11/24/96 (31 of 50)**
 353 **Vinny Testaverde vs. NE, 10/6/96 (29 of 45)**
 349 **Eric Zeier @ Cin., 12/21/97 (28 of 41)**
 338 **Vinny Testaverde @ Den., 10/20/96 (27 of 45)**
 332 **Tony Banks vs. Ten., 12/5/99 (18 of 31)**
 331 **Vinny Testaverde vs. Mia., 10/19/97 (32 of 47)**
 326 **Elvis Grbac @ Cin., 9/23/01 (33 of 63)**
 322 **Vinny Testaverde vs. Jax., 8/31/97 (24 of 41)**
 318 **Vinny Testaverde @ Ten., 9/21/97 (23 of 37)**
 316 **Jeff Blake vs. NO, 12/8/02 (18 of 39)**
 307 **V. Testaverde vs. Hou., 12/22/96 (23 of 32)**
 302 **Kyle Boller @ Cin., 10/19/03 (15 of 27)**
 302 **Eric Zeier vs. Sea., 12/7/97 (17 of 28)**

RECEIVING

(ALL 100+ YARD GAMES)

- 258 **Qadry Ismail @ Pit., 12/12/99 (6 rec.)**
 198 **Derrick Alexander vs. Pit., 12/1/96 (7 rec.)**
 150 **Derrick Alexander vs. Sea., 12/7/97 (6 rec.)**
 150 **Michael Jackson vs. Jax., 11/24/96 (9 rec.)**
 147 **Floyd Turner vs. Min., 12/13/98 (10 rec.)**
 146 **Todd Heap @ Pit., 12/29/02 (7 rec.)**
 143 **Michael Jackson vs. Jax., 8/31/97 (8 rec.)**
 138 **Travis Taylor @ Cin., 10/19/03 (4 rec.)**
 131 **Marcus Robinson vs. Sea., 11/23/03 (7 rec.)**
 129 **Todd Heap @ Cin., 10/19/03 (7 rec.)**
 129 **Qadry Ismail @ Ten., 11/12/01 (8 rec.)**
 128 **Michael Jackson vs. NE, 10/6/96 (8 rec.)**
 127 **Travis Taylor @ Atl., 11/3/02 (4 rec.)**
 126 **Derrick Alexander @ Den., 10/20/96 (6 rec.)**
 124 **Jermaine Lewis @ Ten., 9/21/97 (8 rec.)**
 123 **Derrick Alexander vs. NE, 10/6/96 (6 rec.)**
 122 **Jermaine Lewis vs. Cin., 9/27/98 (4 rec.)**
 117 **Jermaine Lewis @ Jax., 9/20/98 (4 rec.)**
 117 **Michael Jackson vs. Hou., 12/22/96 (5 rec.)**
 115 **Qadry Ismail vs. NO, 12/19/99 (7 rec.)**
 114 **Patrick Johnson @ NE, 1/2/00 (9 rec.)**
 113 **Qadry Ismail vs. Ten., 12/5/99 (5 rec.)**
 113 **Michael Jackson vs. STL, 10/27/96 (7 rec.)**
 111 **Derrick Alexander @ Cin., 12/21/97 (5 rec.)**
 108 **Jamal Lewis vs. NO, 12/8/02 (4 rec.)**
 108 **Floyd Turner @ Ten., 12/6/98 (4 rec.)**
 108 **Floyd Turner vs. STL, 10/27/96 (6 rec.)**
 105 **Jermaine Lewis vs. Mia., 10/19/97 (6 rec.)**
 104 **Shannon Sharpe vs. Ten., 10/22/00 (8 rec.)**
 104 **Derrick Alexander vs. Cin., 9/7/97 (8 rec.)**
 104 **Floyd Turner vs. Cin., 11/3/96 (6 rec.)**
 102 **Marcus Robinson vs. Pit., 12/28/03 (6 rec.)**
 102 **Qadry Ismail @ Pit., 9/3/00 (7 rec.)**
 101 **Shannon Sharpe vs. Dal., 11/19/00 (5 rec.)**

POSTSEASON IN RED;

SB XXXV IN GREEN;

*** = RAVENS/NFL RECORD;**

CURRENT RAVENS BOLD

RAVENS LONGEST PLAYS

LONGEST RUSH FROM SCRIMMAGE

- 82t **Jamal Lewis vs. Cle., 9/14/03**
 75t **Jamal Lewis @ Cin., 9/26/04**
 75 **Jamal Lewis @ Cle., 10/6/02**
 72t **Jamal Lewis @ Cle., 12/21/03**
 72 Priest Holmes vs. Ten., 12/5/99
 64t Priest Holmes @ Pit., 12/12/99
 63t **Jamal Lewis vs. Cle., 9/14/03**
 56 Priest Holmes @ Cin., 11/22/98
 55 Moe Williams vs. Ind., 12/2/01
 52 **Jamal Lewis @ Ari., 10/12/03**
 52t Errict Rhett @ Cle., 11/7/99
 48 **Jamal Lewis vs. Cle., 9/14/03**
 47 **Jamal Lewis @ Ind., 12/19/04**
 47 **Chester Taylor vs. Cin., 12/5/04**
 47 Priest Holmes vs. Cin., 9/27/98
 46 Errict Rhett @ NYJ, 9/13/98
 45 **Jamal Lewis @ Mia., 9/17/00**
 42 Earnest Byner vs. NO, 9/29/96
 38 Priest Holmes @ Cin., 11/22/98
 36t Priest Holmes vs. Ind., 11/29/98
 36t **Jamal Lewis vs. Cle., 11/26/00**

Remaining LRS Are Under 36 Yards

LONGEST PASS PLAYS/SCRIMMAGE

- 96t **Trent Dilfer to Shannon Sharpe @ Oak., 1/14/01 - A**
 92 Eric Zeier to Derrick Alexander vs. Sea., 12/7/97
 86t Vinny Testaverde to Michael Jackson vs. Hou., 12/22/96
 83t Eric Zeier to Derrick Alexander @ Cin., 12/21/97
 77t Jeff Blake to Jamal Lewis vs. NO, 12/8/02
 77t Elvis Grbac to Qadry Ismail vs. Ten., 10/7/01
 76t Tony Banks to Qadry Ismail @ Pit., 12/12/99
 76t Tony Banks to Patrick Johnson vs. Ten., 12/5/99
 73t **Kyle Boller to Travis Taylor @ Cin., 10/19/03**
 73 Tony Banks to Billy Davis @ Cin., 11/21/99
 73t Eric Zeier to Jermaine Lewis vs. Cin., 9/27/98
 66t Jim Harbaugh to Floyd Turner @ Ten., 12/6/98
 65t V. Testaverde to Michael Jackson @ SF, 11/17/96
 64 **Anthony Wright to Travis Taylor vs. Cin., 12/7/03**
 64 Tony Banks to Patrick Johnson vs. Cin., 12/26/99
 64 Eric Zeier to Jermaine Lewis vs. Pit., 9/6/98
 64t V. Testaverde to Derrick Alexander vs. NO, 9/29/96
 63 Elvis Grbac to Travis Taylor @ Den., 9/30/01
 59t **Trent Dilfer to Shannon Sharpe vs. Dal., 11/19/00**

- 59t Tony Banks to Qadry Ismail @ Pit., 12/12/99
 58t **Trent Dilfer to Shannon Sharpe vs. Den., 12/31/00 - WC**
 58t Jim Harbaugh to Jermaine Lewis @ SD, 11/15/98
 57t **Kyle Boller to Randy Hymes vs. KC, 10/4/04**
 57t Elvis Grbac to Qadry Ismail @ Ten., 11/12/01
 56 **Trent Dilfer to Shannon Sharpe @ Ten., 1/7/01 - DP**
 56t Eric Zeier to Jermaine Lewis @ Jax., 9/20/98
 56 Jim Harbaugh to Eric Green @ Jax., 9/20/98
 54t Qadry Ismail from Tony Banks @ Pit., 12/12/99
 54 Qadry Ismail from Tony Banks vs. Ten., 12/5/99
 54t Stoney Case to Justin Armour @ Atl., 10/3/99
 54t Vinny Testaverde to Michael Jackson vs. Jax., 8/31/97
 53t Tony Banks to Qadry Ismail @ Pit., 9/3/00
 53 Jim Harbaugh to Jermaine Lewis vs. Ind., 11/29/98
 53 Jim Harbaugh to Michael Jackson @ GB, 10/25/98
 53 Vinny Testaverde to Derrick Alexander vs. Pit., 12/1/96
 52 **Kyle Boller to Clarence Moore @ Phi., 10/31/04**
 52t Vinny Testaverde to Bam Morris @ Jax., 11/10/96
 52t Stoney Case to Patrick Johnson @ Atl., 10/3/99

Remaining LPP/S Are Under 52 Yards

LONGEST PUNT RETURNS

- 95t **Lamont Brightful vs. Cin., 11/10/02**
 88t **Jermaine Lewis @ Pit., 1/20/02 - WC**
 89t Jermaine Lewis vs. NYJ, 12/24/00
 89t Jermaine Lewis vs. Sea., 12/7/97
 87t Jermaine Lewis vs. Cin., 9/27/98
 78t **B. J. Sams @ Was., 10/10/04**
 69t Jermaine Lewis @ NYJ, 9/13/98
 66t Jermaine Lewis vs. Sea., 12/7/97
 63 **B. J. Sams @ Cin., 9/26/04**
 62 Jermaine Lewis vs. Pit., 12/16/01
 58t **B. J. Sams vs. KC, 10/4/04**
 54t Jermaine Lewis vs. NYJ, 12/24/00
 47 Duane Starks vs. Cle., 11/26/00
 46 Jermaine Lewis vs. Pit., 12/1/96

POSTSEASON IN RED;

SB XXXV IN GOLD;

* = RAVENS/NFL RECORD

CURRENT RAVENS BOLD

RAVENS LONGEST PLAYS CONT'D

LONGEST PUNTS

- 67 Dave Zastudil vs. KC, 9/28/03
- 67 Kyle Richardson vs. Det., 12/27/98
- 67 Greg Montgomery vs. NO, 9/29/96
- 65 Kyle Richardson @ Den., 9/30/01
- 65 Kyle Richardson @ Ten., 12/6/98
- 64 Greg Montgomery @ Pit., 9/8/96
- 64 Kyle Richardson @ NYJ, 9/13/98
- 64 Kyle Richardson vs. Ten., 10/11/98
- 63 Kyle Richardson @ NE, 1/2/00
- 63 Kyle Richardson @ STL, 9/12/99
- 63 Kyle Richardson vs. Oak., 11/8/98
- 61 Dave Zastudil @ Phi., 10/31/04

LONGEST KICKOFF RETURNS

- 97t Patrick Johnson vs. Min., 12/13/98
- 95t Corey Harris vs. Min., 12/13/98
- 84t Jermaine Lewis @ NYG, 1/28/01
- 76 Jermaine Lewis @ Ten., 11/12/01
- 75 Lamont Brightful vs. SF, 11/30/03
- 73 Lamont Brightful @ Mia., 11/16/03
- 66 Corey Harris vs. Jax., 11/28/99
- 64 B.J. Sams @ Ind., 12/19/04
- 64 Robert Tate vs. Den., 9/30/02
- 64 Jermaine Lewis vs. Ind., 12/2/01
- 63 Javin Hunter @ Ind., 10/13/02
- 63 Corey Harris vs. Pit., 9/19/99
- 55 Corey Harris vs. Ind., 11/29/98
- 54 Chester Taylor @ Pit., 12/29/02

48-YARD+ INTERCEPTION RETURNS

- 106t Ed Reed vs. Cle., 11/7/04*
- 98t Chad Williams @ Cin., 12/1/02
- 98t Chris McAlister vs. NYJ, 12/24/00
- 94 Chad Williams vs. Buf., 10/24/04
- 83t Chris McAlister @ Ari., 10/12/03
- 78 Ed Reed @ NYJ, 11/14/04
- 66t Rod Woodson @ Cle., 11/7/99
- 64 Ray Lewis vs. Cin., 12/23/01
- 64 Duane Starks vs. NYJ, 1/24/00
- 60t Rod Woodson @ NYJ, 9/13/98
- 60 Ray Lewis @ STL, 9/12/99
- 59 Ed Reed vs. Cle., 11/16/02
- 54 Will Demps vs. Cin., 12/7/03
- 54t Ed Reed vs. Cle., 9/14/03

- 52t Chad Williams @ Cle., 12/21/03
- 51t Chris McAlister vs. Pit., 9/19/04
- 50t Ray Lewis @ Ten., 1/7/01 - DP
- 48 Deion Sanders vs. Buf., 10/24/04

LONGEST FUMBLE (OPP.) RETURNS

- 36 Anthony Pleasant @ SF, 11/17/96
 - 27 Robert Bailey @ Jax., 10/8/00
 - 22 Ed Reed vs. Cin., 12/5/04
 - 22t Ed Reed @ Was., 10/10/04
 - 14 Tony Siragusa @ Ten., 9/21/97
 - 13 Jerrol Williams @ Pit., 9/8/96
 - 8t Jamie Sharper vs. Min., 1/7/02
 - 8 Corey Harris vs. Ind., 12/2/01
 - 7 Terrell Suggs vs. Sea., 11/23/03
- Remaining Fumble Recoveries Are Under 7 Yards*

LONGEST MISSED FIELD GOAL RETURNS

- 107t Chris McAlister vs. Den. 9/30/02*

LONGEST FIELD GOALS

- 56 Wade Richey @ vs. Cle., 9/14/03
- 51 Matt Stover @ Was., 10/15/00
- 51 Matt Stover vs. Pit., 10/29/00
- 51 Matt Stover @ Ind. 10/13/02
- 50 Matt Stover vs. Dal., 11/21/04
- 50 Matt Stover vs. KC, 10/4/04
- 50 Matt Stover vs. STL, 10/27/96
- 50 Matt Stover @ Ten., 10/10/99
- 50 Matt Stover @ Cin., 11/21/99

Remaining Field Goals are Under 50 Yards

POSTSEASON IN RED;

*SB XXXV vs. GOI 0;

* = RAVENS /NFL RECORD

CURRENT RAVENS BOLD

10 LARGEST RAVENS CROWDS

Note: The Ravens played in Memorial Stadium in 1996-1997; PSINet Stadium from 1998-2001; in 2002, the facility was known as Ravens Stadium. In 2003 the Ravens entered a partnership and the stadium was re-named M&T Bank Stadium.

HOME		
12/28/03	70,001	vs. Pit.
11/21/04	69,924	vs. Dal.
9/19/04	69,859	vs. Pit.
12/12/04	69,856	vs. NYG
1/2/05	69,843	vs. Mia.
10/24/04	69,809	vs. Buf.
11/7/04	69,781	vs. Cle.
10/26/03	69,721	vs. Den.
12/5/04	69,695	vs. Cin.
12/31/01	69,638	vs. Den. WC

AWAY		
10/10/04	90,287	@ Was.
10/15/00	83,252	@ Was.
11/14/04	77,826	@ NYJ
11/2/97	77,716	@ NYJ
9/30/01	75,082	@ Den.
10/26/97	75,067	@ Was.
10/6/02	73,688	@ Cle.
11/16/03	73,333	@ Mia.
9/17/00	73,464	@ Mia.
9/12/04	73,068	@ Cle.

ALL-TIME PLAYER TRADES

March 12, 1996

* Traded 1997 4th-round pick to Sea. for G Jeff Blackshear.

February 14, 1997

* Traded OT Tony Jones to Den. for Broncos 1997 2nd-round pick (S Kim Herring).

August 24, 1997

* Traded 1998 7th-round pick to Pit. for OL Bernard Dafney.

August 24, 1997

* Traded 1999 7th-round pick to Phi. for G Ben Cavit.

February 14, 1998

* Traded 1998 3rd-and 4th-round picks to Ind. for QB Jim Harbaugh and Colts 1998 4th-round pick.

February 18, 1998

* Traded 1999 3rd-round pick to TB for RB Erriq Rhett.

March 22, 1999

* Traded 1999 3rd-round pick and conditional 2000 5th-round pick to Det. for QB Scott Mitchell.

March 30, 1999

* Traded 1999 6th-round pick for TE Lovett Purnell.

April 17, 1999

* Traded 1999 5th-round pick and 2000's 7th-round pick to STL in exchange for QB Tony Banks.

March 16, 2004

* In a 3-team trade, the Ravens sent a 2nd-round pick to the SF 49ers in exchange for WR Terrell Owens (3/3), then reached a settlement prior to arbitration where the Ravens acquired a 5th-round compensatory pick from the Eagles, re-acquired their 2nd-round pick, and Phi. acquired Owens.

April 25, 2004

* Traded 4th-round pick to Jacksonville in exchange for WR Kevin Johnson.

ALL-TIME RAVENS PRO BOWLERS

1996
QB Vinny Testaverde
S Eric Turner

1997
LB Ray Lewis
T Jonathan Ogden

1998
LB Peter Boulware
RS Jermaine Lewis
LB Ray Lewis
DE Michael McCrary
T Jonathan Ogden
S Bennie Thompson
(special teams)

1999
LB Peter Boulware
LB Ray Lewis
DE Michael McCrary
T Jonathan Ogden
S Rod Woodson

2000
DT Sam Adams
LB Ray Lewis
T Jonathan Ogden
K Matt Stover
S Rod Woodson

2001
DT Sam Adams
RS Jermaine Lewis
LB Ray Lewis
T Jonathan Ogden
TE Shannon Sharpe
S Rod Woodson

2002
T Jonathan Ogden
LB Peter Boulware
TE Todd Heap

*2003 **
LB Peter Boulware
TE Todd Heap
RB Jamal Lewis
LB Ray Lewis
CB Chris McAlister
T Jonathan Ogden
S Ed Reed
LB Adalious Thomas
(special teams)

2004
T Jonathan Ogden
LB Ray Lewis
CB Chris McAlister
S Ed Reed
LB Terrell Suggs

* Tied with Kansas City for most Pro Bowlers (8) in NFL in 2003

RING OF HONOR AT M&T BANK STADIUM

2004 DE Michael McCrary

2003 Art Modell

2002 8 Baltimore Colts - QB Johnny Unitas, WR Raymond Berry, RB Lenny Moore, DT Art Donovan, DE Gino Marchetti, TE John Mackey, OT Jim Parker and LB Ted Hendricks (all NFL Hall of Famers)

2001 Earnest Byner

The Ravens' Ring of Honor salutes special inductees at M&T Bank Stadium. Their names appear on banners at the Stadium. They are recognized for their extraordinary contributions to the NFL, the Baltimore Ravens and the community.

ALL-TIME TRANSACTIONS

1996

APRIL

- 9 - Waived LB Rich McKenzie
- 22 - Reinstated P Chris MacInnis to active roster
- 30 - Waived TE Paul Francisco, LB Charles Burrell

MAY

- 22 - Waived WR Michael Miller

JUNE

- 6 - Waived DB Michael Davis
- 7 - Signed DB Dante DePaola, QB Mike Groh, LB Rich Ruhl, DB Mario Bradley, TE Michael Warren, FB Richard Thomas

JULY

- 9 - Waived WR Andre Rison, LB Pepper Johnson
- 11 - Waived DB Don Griffin
- 16 - Signed T Jonathan Ogden (D1a '96), LB Ray Lewis (D1b '96), LB Dexter Daniels (D6a '96) and WR James Roe (D6b '96).
- 17 - Signed DT Tim Good
- 18 - Signed WR Jermaine Lewis (D5b '96)
- 19 - Signed DB Vashone Adams, TE Frank Hartley, OL Quentin Neujahr, OL Jed Devries, RB Earnest Hunter, WRs Orlando Parker, James Bowden and LB Jerroll Williams
- 20 - Signed DB DeRon Jenkins (D2b '96), RB Carwell Gardner; waived LB Rich Ruhl and DB Johnny Thomas
- 24 - Signed QB Jon Stark (D7b '96), DB Teddy Lawrence
- 31 - Signed C Steve Everett (restricted free agent)

AUGUST

- 19 - Waived G Marquin Bivins, WR James Bowden, DB Mario Bradley, DB Dante DePaola, DT Chad Eaton, RB Henry Fields, QB Mike Groh, DB Teddy Lawrence, K Chris MacInnis, LB Larry McSeed, WR Orlando Parker, G Pulu Poumele, RB Ricky Powers, TE Charles Randolph, RB Richard Thomas, T Deron Thorp, TE Michael Warren, DE Larry Williams
- 20 - Placed WR Curtis Brown on IR (ankle); placed QB Jon Stark on PUP, placed DT Corey Sears on IR (knee)
- 21 - Signed DT James Jones
- 22 - Waived DL Tau Pupua
- 25 - Waived DT David Barnard, RB Derrick Cullors, LB Dexter Daniels, DB Dante Dowers, T Spencer Folau, LB P.J. Killian, G Lonnie Palelei

SEPTEMBER

- 4 - Waived DL Jed Devries
- 11 - Signed DB Dante Dowers to practice squad
- 17 - Terminated DB Dante Dowers from practice squad
- 19 - Signed LB Dexter Daniels to practice squad
- 24 - Terminated RB Leroy Hoard, WR Curtis Brown (IR) and LB Dexter Daniels (practice squad). Signed TE Eric Green and RB Bam Morris
- 25 - Signed LB Keith Goganious

OCTOBER

- 8 - Waived RB Earnest Hunter
- 9 - Signed RB Randy Baldwin to practice squad
- 29 - Signed OL Spencer Folau and LB Dexter Daniels (D6a) to the practice squad. Signed FA DB Dorian Brew (active roster). Waived WR Calvin Williams and TE Harold Bishop
- 30 - Signed LB Sedric Clark to active roster (off Saints practice squad)

NOVEMBER

- 6 - Waived DL Cory Sears off IR (injury settlement)
- 13 - Signed DL Larry Williams and FB Richard Thomas to the practice squad
- 18 - Released FB Richard Thomas from practice squad
- 21 - Waived DB Issac Booth, and signed LB Dexter Daniels to the active roster
- 25 - Waived LB Dexter Daniels
- 27 - Signed LB Dexter Daniels, FB Richard Thomas and TE A.J. Ofofile to practice squad

DECEMBER

- 4 - Signed CB Corey Dowden as a free agent
- 7 - Signed LB Dexter Daniels off practice squad to active roster

1997

FEBRUARY

- 6 - Signed OL Spencer Folau
- 12 - Withdrew transition designation on C Steve Everett; Signed TE A.J. Ofofile; Waived OL Herman Arvie; Did not submit qualifying offers to DL Rick Lyle and TE Frank Hartley
- 14 - Traded OT Tony Jones to Denver for 1997 2nd-round pick (S Kim Herring)
- 28 - Re-signed WR Michael Jackson; Waived S Eric Turner

MARCH

- 13 - Re-signed OL Jeff Blackshear
- 20 - Signed OL Leo Goeas (UFA-Rams)

APRIL

- 2 - Re-signed S Stevon Moore
- 3 - Signed K Steve McLaughlin
- 7 - Signed DE Michael McCrary (UFA-Sea.)
- 8 - Signed S Rondell Jones (UFA-Den.)
- 22 - Signed DL Damecian Jeffries
- 24 - Signed DT Tony Siragusa (UFA-Ind.)
- 25 - Signed LB Richard Alvarado, LB Rusty Arrington, OL Alex Bernstein, DB Bryon Brown, FB Kenyon Cotton, WR James Epps, OL Mike Flynn, RB Priest Holmes, OL Richard Howard, DL Mike Ivey, TE Bill Khayat, DL Charles King, DL Kelvin Moore, OL Yohan Moulton, WR Donald Richard, LB Bernard Russ, DB Jermaine Trent, DL Robert Walker, WR Shawn Ward and DB John Williams
- 25 - Signed TE Keith Olsommer
- 29 - Signed DB Verone McKinley

JUNE

- 2 - Signed DL Sharrod Mack; Waived DL Dan Footman and LB Craig Powell
- 3 - Signed WR Eddie Britton, WR Jimmy Dean, P Bill Marinangel, OL Darryl Terrel and WR Marco Ward; Waived TE Keith Olsommer
- 4 - Signed TE Themba Masimini and LB Ronald Perry
- 5 - Signed DB Paul Guidry; Terminated contract of DL Tim Good
- 19 - Signed RB Jay Graham (D3 '97)

JULY

- 3 - Signed LB Shawn Banks, OL Randy Bierman, FB Odell Collins, WR Robert Hall, DL Hugh Hunter and TE Jessie McCovery; Released P Bill Marinangel, OL Yohan Moulton and OL Darryl Terrel
- 9 - Signed RB Tony Vinson; Released LB Ronald Perry

JULY (1997 - CONT'D)

- 10 - Signed DB Eric Allen, LB Cornell Brown (D6b '97), LB Tyrus McCloud (D4b '97), C Jeff Mitchell (D5 '97), QB Wally Richardson (D7c '97) OL Dennis Whitmore and DB Michael Wright
- 14 - Signed FB Steve Lee (D6a '97), DB Ralph Staten (D7c '97), DL Leland Taylor (D7d '97) and DL Chris Ward (D7a '97); Released WR Jimmy Dean, DB Paul Guidry and TE Jessie McCovey
- 15 - Claimed WR Ryan Yarborough off waivers (GB)
- 18 - Re-signed TE Eric Green and signed S Kim Herring (D2b '97)
- 21 - Waived LB Richard Alvarado
- 22 - Signed OL Matt Cravens
- 23 - Signed LB Jamie Sharper (D2a '97); Released OL Richard Howard
- 24 - Signed OL Kireem Swinton; Released DL Sharrod Mack
- 28 - Released DB Eric Allen and DL Hugh Hunter; WR James Epps and DL Robert Walker left camp
- 31 - Released DB Bryon Brown

AUGUST

- 1 - Released FB Odell Collins; DL Robert Walker returned to camp
- 5 - Claimed OL Craig Novitsky off waivers from STL
- 11 - Released K Steve McLaughlin
- 12 - Released TE Themba Masimini and WR Marco Ward
- 18 - Waived CB Rusty Arrington, LB Shawn Banks, C Matt Cravens, DE Mike Ivey, TE Bill Khayat, CB Verone McKinley, OL Craig Novitsky, QB Scott Otis, OL Kireem Swinton, DB Jermaine Trent, WR Shawn Ward, DB Michael Wright. The following players were placed on IR: WR Eddie Britton (shoulder); OL Sale Isiaa (knee); C Jeff Mitchell (knee)
- 19 - Signed LB Peter Boulware (D1 '97), Waived DL Robert Walker and WR Robert Hall; Claimed OL Jerome Daniels off waivers (Mia.)
- 24 - Waived WR Donald Richard, OLs Dennis Whitmore, Jerome Daniels, Mike Flynn, Alex Bernstein, Randy Bierman, DLs Charles King, Dameian Jeffries, Kelvin Moore and LB Bernard Russ. Acquired OL Bernard Dafney from Pittsburgh for a 7th-round pick in 1998 and OL Ben Cavit from Phi. for a 7th-round pick in the 1999 draft
- 25 - Signed LB Tyrell Peters as a FA
- 26 - Waived FB Steve Lee (D6 '97); Signed to practice squad: OL Alex Bernstein, FB Jason Bratton, G Jerome Daniels, WR Donald Richard and CB John Williams
- 27 - Claimed OL John Elmore off waivers (from Miami)

SEPTEMBER

- 2 - Terminated contract of practice squad player FB Jason Bratton
- 3 - Signed LB Nicholas Lopez to practice squad
- 16 - Waived CB Dorian Brew
- 17 - Signed CB Eugene Daniel as a free agent
- 22 - Bam Morris reinstated by the NFL

OCTOBER

- 3 - LB Nicholas Lopez terminated from practice squad
- 13 - WR Ray Ethridge (thumb/wrist) placed on IR
- 14 - Waived LB Tyrell Peters
- 15 - Signed DE Keith Washington as a FA
- 16 - Waived OL John Elmore; Signed LB Tyrell Peters to practice squad

NOVEMBER

- 19 - Signed WR Nate Singleton as a free agent
- 26 - Signed CB John Williams from practice squad to

active roster; Signed DL Dwaine Robinson to practice squad; Waived OL Bernard Dafney; Placed DL Leland Taylor on non-football inj. (fractured foot).

- 27 - OL Jerome Daniels (practice squad) signed by Ari.

DECEMBER

- 3 - Signed OL Alex Bernstein to active roster (from practice squad); Signed OL Mike Flynn to active roster (from Jacksonville's practice squad)
- 8 - S Stevon Moore had arthroscopic surgery on both knees
- 10 - Signed S Lamar Lyons as a free agent; Placed G Leo Goetas (pectoral) on injured reserve
- 17 - Signed DL Robert Walker to the practice squad
- 19 - Signed LB Tyrell Peters off practice squad. Placed WR Nate Singleton (hip) on injured reserve

1998

JUNE

- 24 - Signed WR Patrick Johnson (D2 '98)

JULY

- 17 - Signed DT Martin Chase (D5a '98)
- 20 - Signed S Ryan Sutter (D5b '98), LB Ron Rogers (D6a '98) and TE Cam Quayle (D7b '98)
- 21 - Signed T Sammy Williams (D6b '98)
- 22 - Waived DE Kareem Robinson (inj.)
- 24 - Signed WR Floyd Turner and DL Leonard Renfro;
- 27 - Waived DL Leonard Renfro
- 29 - Signed TE Harper Le Belt; Waived LB Chris Buxton (left camp)
- 30 - Signed CB Tyrone Hughes
- 31 - Signed LB Sylvester Wright

AUGUST

- 4 - Waived TE Scott Richards
- 5 - Signed 1st-round choice CB Duane Starks (D1-'98)
- 12 - Waived FB Rob Robertson (inj.)
- 13 - Waived RB Eric Booth (inj.)
- 17 - Signed DB Corey Harris
- 25 - Waived QB Bill Ward, RB Ben Snell, WRs Stevie Anderson, Duane Gregory, McArthur Johnson and Donald Richard, TE Cam Quayle, OLs Brandon Dyson and Adam Hernandez, LBs William Morris and Ron Rogers, DBs Tyrone Hughes, Lamar Lyons, Robert Mack and Ryan Sutter, K Nelson Garner. Placed the following players on injured reserve: FB Rob Robertson (knee), DE Kareem Robinson (knee), FB Tony Vinson (shoulder), DT Martin Chase (ankle/lower leg) and OL Sale Isiaa (Achilles)
- 30 - Waived TE A.J. Ofofiele, OL Alex Bernstein, DL Chartric Darby, DE Chris Ward, LB Sylvester Wright, S Rondell Jones (injury settlement; contract terminated), P Greg Montgomery. Placed OL Sammy Williams (knee/ankle) on IR

SEPTEMBER

- 1 - Signed OL Alex Bernstein, DL Chartric Darby and WR Phil Savoy to the practice squad
- 2 - Waived DL Larry Fitzpatrick; Signed LB Reggie Lowe to the practice squad
- 3 - Signed TE A.J. Ofofiele to active roster
- 4 - Signed DL Larry Fitzpatrick to the practice squad
- 21 - OL Alex Bernstein signed off the Ravens' practice squad by NYJ
- 22 - Signed OL Adam Hernandez to practice squad
- 29 - Terminated the contract of LB Reggie Lowe from the practice squad
- 30 - Signed LB Brad Jackson to practice squad

OCTOBER

- 13 - Placed TE Harper Le Bel on IR (elbow)
- 14 - Signed DE/PC Paul Frase as a FA
- 28 - Placed LB Tyrus McCloud (knee) on IR; Waived OL Spencer Folau; Signed LBs Jeff Kopp and Jerry Olsavsky as FAs

NOVEMBER

- 2 - Waived WR Ryan Yarborough
- 3 - Re-signed OL Spencer Folau as a FA

DECEMBER

- 2 - Placed S Kim Herring on IR (shoulder); Signed WR Phil Savoy to active roster from practice squad; Signed WR Mike Bowman to practice squad
- 10 - Placed RB Jay Graham (knee) on IR
- 12 - Activated OL Adam Hernandez to the active roster off the practice squad
- 14 - Waived OL Adam Hernandez
- 17 - Signed LB Brad Jackson to the active roster from the practice squad; Signed OL Brandon Dyson and DE Dwaine Robinson to practice squad
- 18 - Signed DT Larry Fitzpatrick to active roster from practice squad; Waived WR Phil Savoy
- 22 - Signed WR Phil Savoy to the practice squad

1999**FEBRUARY**

- 4 - Signed WR Mike Bowman
- 8 - FB Rob Robertson waiver requested
- 10 - Signed WR Phil Savoy, RB Ben Snell
- 12 - Signed OL Chris Harrison
- 15 - Signed FB Rob Robertson
- 16 - Signed OL Brandon Dyson
- 18 - Signed FB Charles Evans (UFA-Minnesota), re-signed CB John Williams
- 25 - Signed TE/LS Frank Wainwright (UFA-Miami)
- 26 - Signed OL Harry Swayne (UFA-Denver), TE Greg DeLong (UFA-Minnesota); Re-signed WR Floyd Turner

MARCH

- 3 - Signed WR Kendrick Nord
- 9 - Signed TE Aaron Pierce
- 19 - Signed DE Fernando Smith (UFA-Jax.)
- 22 - Acquired QB Scott Mitchell from Detroit for 1999 3rd-round pick and conditional 2000 5th-round pick; Traded QB Jim Harbaugh to San Diego for 2000 5th-round pick; Re-signed LB Tyrell Peters, DE Kareem Robinson
- 30 - Acquired TE Lovett Purnell from New England for 1999 6th-round pick

APRIL

- 9 - Re-signed WR James Roc
- 17 - Acquired QB Tony Banks from St. Louis for 1999 5th-round pick and 2000 7th-round pick; Traded QB Eric Zeier to Tampa Bay for 1999 6th-round pick
- 18 - Acquired OL Everett Lindsay from Minnesota for 1999 6th-round pick (Tampa Bay)
- 20 - Signed RB/KR Steve Broussard
- 22 - Re-signed LB Jeff Kopp, OL Mike Flynn; Signed K Scott Bentley off waivers from Tampa Bay, OL Robert Sapp
- 23 - Signed CB James Trapp (UFA-Oakland), Signed OL Cleve Roberts, DE Marques Douglas, LB Tron Wright, DB Fred Wilkerson, DT Cory Francis, QB Jason Maas, DB Jermaine Derricott, DB Corey Chamblin, RB Thomas Sieh, DE Charles Preston
- 26 - Re-signed RB Errict Rheist; Signed WR Ramon Huff
- 27 - Signed WR Qadry Ismail
- 28 - Signed LB Brad Jackson

MAY

- 14 - Re-signed OL Spencer Folau, DL Lionel Dalton
- 17 - Re-signed DB/KR Corey Harris
- 19 - Re-signed TE A.J. Ofofide

JUNE

- 8 - Signed WR Webster Slaughter
- 18 - Signed WR Billy Davis; Released WR Tywan Mitchell
- 22 - Released WR Ramon Huff

JULY

- 1 - Agreed to terms with RB/WR Eric Metcalf
- 21 - Signed P Paul McCord
- 23 - Signed CB Chris McAlister (D1 '99)
- 28 - Waived WR James Roe, CB Fred Wilkerson, WR Mike Bowman, DT Kareem Robinson, RB Ben Snell
- 29 - Signed G Edwin Mulitalo (D4b '99) and WR Brandon Stokley (D4a '99)
- 31 - Signed S Anthony Poindexter (D7 '99)

AUGUST

- 17 - Signed QB Stoney Case; Waived QB Jason Maas
- 23 - Waived OL Brandon Dyson, DT Cory Francis, P Paul McCord, QB Wally Richardson, OT Cleve Roberts, WR Phil Savoy, RB Thomas Sieh and LB Anthony Wright
- 30 - Waived RB Steve Broussard, CB Jermaine Derricott, WR Kendrick Nord, DE Charles Preston and FB Rob Robertson
- 31 - Waived WR Webster Slaughter

SEPTEMBER

- 5 - Waived K Scott Bentley, DB Corey Chamblin, DL Marques Douglas, DL Larry Fitzpatrick, OL Chris Harrison, LB Jeff Kopp, LB Tyrus McCloud, RB Eric Metcalf, OL Bob Sapp, WR Floyd Turner, DB John Williams, and OL Sammy Williams
- 7 - Signed DL Marques Douglas, DL Larry Fitzpatrick, OL Cleve Roberts, S Anthony Mitchell and WR Kendrick Nord to practice squad
- 9 - Reached agreement with DE Michael McCrary on a 5-year contract extension
- 26 - Released TE Lovett Purnell; Signed LB Jeff Kopp
- 27 - Signed FB Obafemi Ayanbadejo; Placed FB Tony Vinson (shoulder) on IR; Terminated practice squad contract of OL Cleve Roberts; Signed C Emmett Zitelli to practice squad

OCTOBER

- 6 - Claimed K Joe Nedney (Arizona) off waivers; Released LB Jeff Kopp
- 12 - Signed TE Ryan Collins to the practice squad; Terminated the practice squad contract of DE Larry Fitzpatrick
- 25 - Placed WR Brandon Stokley (shoulder) on injured reserve; Signed WR Marcus Nash as a free agent

NOVEMBER

- 9 - Placed S Stevon Moore on IR; Waived K Joe Nedney; Activated S Anthony Poindexter off PUP; Signed S Darren Perry as a FA
- 10 - Claimed OL Sammy Williams off of waivers; Placed OL Harry Swayne (foot) on IR
- 30 - Placed TE Aaron Pierce on IR; Re-signed TE Lovett Purnell

DECEMBER

- 3 - Signed TE Ryan Collins off practice squad; Waived OL Chris Harrison
- 8 - Signed S Anthony Mitchell off practice squad; Placed S Anthony Poindexter (knee) on IR; Signed OL Chris Harrison and DB Marvin Love to practice squad
- 11 - Waived DB Marvin Love from practice squad

DECEMBER (1999 - cont'd)

- 15 - Signed CB Clarence Love to practice squad
- 22 - Waived TE Lovett Purnell; Activated DE Marques Douglas to active roster from practice squad; Signed DE Charles Preston to practice squad
- 30 - Placed TE Ryan Collins (foot) on IR
- 31 - Activated DB Clarence Love (practice squad) to 53-man roster

2000

FEBRUARY

- 11 - Signed OL Damon Denson as a FA
- 17 - Signed OL Kipp Vickers as a FA
- 18 - Signed TE Shannon Sharpe (UFA-Den.)
- 23 - Released G Jeff Blackshear, S Stevon Moore and TE Aaron Pierce

MARCH

- 13 - Signed QB Trent Dilfer -UFA-TB
- 16 - Signed DB Robert Bailey-UFA-Det.
- 24 - Signed LB Dennis Stallings as a FA

APRIL

- 7 - Signed OL Orlando Bobo as a FA
- 13 - Traded the 15th and 45th picks in the 2000 draft to Den. for the 10th overall pick in 2000 draft
- 17 - Signed DT Sam Adams (UFA-Sea., 4-year contract)
- 24 - Signed P Don Icsman as a FA
- 25 - Signed C Rod Payne as a FA
- 28 - Signed the following rookie or 1st-year FAs: DB DeJuan Alfonzo, RB Robert Arnaud, RB Jason Brookins, OT David Camacho, RB Lloyd Clemons, TE John Jones, DB Kenny Kelly, OT Curtice MacFarlane, K Dan McGuire, QB Dan Robinson, DB Jermaine Smith, WR Germany Thompson, DB Lynde Washington, LB Calvin Wilkinson, LB Ben Wittman

JUNE

- 1 - Waived LB Ben Wittman
- 15 - Signed LB OJ Brigrance as a FA; Signed DT Cedric Woodard (D6b '00)

JULY

- 14 - Signed DE Adalius Thomas (D6a '98)
- 17 - Signed OL Richard Mercier (D5 '98)
- 21 - Signed FAs DB Corby Jones, DL Jarrett Loggins, DL Carl Powell and FB Alan Ricard
- 24 - Placed LB Peter Boulware on active/PUP. Signed TE Ben Coates, WR Jamal Lewis (D1a, 2000); and QB Chris Redman (D3, 2000); Signed exclusive rights players DT Lionel Dalton, LB Brad Jackson and S Anthony Poindexter; Placed DT Tony Siragusa on reserve/did not report list
- 27 - Signed exclusive rights player, P Kyle Richardson; Signed WR Linton Coleman as a FA

AUGUST

- 2 - Signed WR Travis Taylor (D1b, 2000). Waived OL Curtice MacFarlane
- 7 - Signed FB Sam Gash; Waived DB Kenny Kelly and LB Tyrell Peters
- 8 - DE Charles Preston left squad
- 9 - Waived WR Kendrick Nord
- 16 - Waived WR Linton Coleman, OT David Camacho, P Don Icsman, K Dan McGuire and LB Dennis Stallings
- 17 - Waived DE Charles Preston
- 19 - Waived QB Dan Robinson, RB Corby Jones and DB Lynde Washington; Placed TE Pedro Edison on IR and S Bennie Thompson was placed on reserve/retired

- 22 - Waived FB Charles Evans (injured) and placed LB Calvin Wilkinson (high/thumb) on IR
- 26 - Waived TE Ryan Collins, RB Robert Arnaud, RB Jason Brookins, DL Jarrett Loggins, G Richard Mercier, C Rod Payne, OG Damon Denson, CB Jermaine Smith, RB Jay Graham (Inj. settlement) and WR Germany Thompson
- 28 - Waived WR Marcus Nash; Signed to practice squad: RB Robert Arnaud, RB Jason Brookins, G Richard Mercier, FB Alan Ricard and WR Germany Thompson

SEPTEMBER

- 1 - Waived DL Cedric Woodard. Roster exemption lifted for DT Tony Siragusa
- 12 - Terminated RB Jason Brookins off practice squad
- 13 - Signed DT Kelly Gregg to practice squad

OCTOBER

- 24 - Placed LS/TE Frank Wainright (back) on IR. Signed LS/OL John Hudson as a FA

NOVEMBER

- 6 - Received roster exemption for DT Larry Webster
- 8 - Signed WR Marcus Nash; Placed WR Travis Taylor (clavicle) on IR
- 13 - Waived DL Carl Powell. Activated DL Larry Webster
- 15 - Terminated the contract of practice squad OL Richard Mercier; Signed G Rod Payne to practice squad
- 28 - Placed FB Obafemi Ayanbadejo (toe) on IR; Signed FB Chuck Evans as a FA

2001

JANUARY

- 3 - Placed TE John Jones (ankle) on IR; Signed WR Germany Thompson off practice squad; Signed TE Jason Gavadzta to practice squad
- 12 - Signed LB Brendon Ayandadejo, RB Jason Brookins, DL Kelly Gregg, DB Evan Howell as FAs, all then assigned to NFLFL

MARCH

- 1 - Waived QB Tony Banks and OT Spencer Folau
- 8 - Signed QB Elvis Grbac (UFA KC)
- 12 - Waived CB Robert Bailey and DE Keith Washington
- 13 - Waived WR Billy Davis and withdrew the tender for TE Pedro Edison
- 14 - Signed OT Leon Searcy (UFA Jax.)

APRIL

- 3 - Signed UFA LB Jamie Sharper
- 9 - Signed RFA Kyle Richardson, who had received an offer sheet from Carolina
- 27 - Signed rookie FAs DT Mike Bland, DB Pete Destefano, DE Corey Callens, DT Damien Cook, DT Ryan Fisher, OT Scott Harper, CB Richard Holland, RB Derek Homer, WR Albert Horsey, CB Delvin Hughley, QB Ortege Jenkins, LB Tim Johnson, G Jim Jones, TE Billy Kendall, RB Aaron Kernek, G Anthony Lambro, CB Alvin Porter, OT David Pruce, CB Damian Swain, CB Reggie Waddell, DT Adrian Wilson; Withdrew tender to WR Marcus Nash

MAY

- 2 - Signed OT Scott Harper as a FA
- 4 - Signed UFA S Rod Woodson
- 8 - Signed OL Orlando Bobo as a FA
- 17 - Signed K Brian Kopka as a FA
- 25 - Signed UFA LB Cornell Brown

JUNE

- 4 - Signed QB Randall Cunningham, QB Deontye Kenner and P Noel Prefontaine as FAs; Signed RB Chris Barnes (D5 '01)
- 6 - Signed Edgerton Hartwell (D4 '01)
- 11 - Withdrew tender to S Anthony Poindexter; Signed FB Sam Gash, FA
- 12 - Withdrew tender to CB Clarence Love
- 13 - Signed G Bennie Anderson as a FA; Signed LS Joe Maese (D6 '01)

SEPTEMBER

- 1 - Waived DE Corey Callens, DT Ryan Fisher, LB Kenny Jackson, LB Tim Johnson, OL Jim Jones, TE Billy Kendall, OL David Pruce and OL Chris Watton
- 2 - Waived RB Chris Barnes, TE Jonathan Burrough, OT Damion Cook, DB Pete Destefano, FS Corey Gaines, WR Kenyon Hambrick, DB Evan Howell, DB Delvin Hughley, RB Aaron Kernek and WR Germany Thompson
- 4 - Signed OT Damion Cook, WR Kenyon Hambrick, RB Aaron Kernek, TE Jonathan Burrough and DB Delvin Hughley to the practice squad; Signed RB Moe Williams, Waived OL Orlando Bobo
- 5 - Waived LB Cornell Brown; Signed LB Tim Johnson
- 8 - Waived LB Tim Johnson; Signed DB Delvin Hughley off practice squad
- 9 - Waived DE Dwayne Missouri and DB Reggie Waddell, Signed LB Shannon Taylor; Terminated RB Aaron Kernek's practice squad contract.
- 10 - Waived DB Delvin Hughley; Signed OL Orlando Bobo
- 11 - Signed S Carnell Lake
- 18 - Signed DE Dwayne Missouri and DB Reggie Waddell to practice squad
- 28 - OL Damion Cook claimed by Chicago from practice squad

OCTOBER

- 25 - Signed DB Delvin Hughley to practice squad
- 26 - DE Dwayne Missouri claimed by Dallas from practice squad; Signed OL Orlando Bobo
- 31 - Signed DE Corey Callens to practice squad

NOVEMBER

- 21 - Claimed OL Jason Thomas from San Diego and signed him to active roster
- 28 - Signed DE Marques Douglas; Placed DE Michael McCrary (knee) on IR

DECEMBER

- 11 - Waived DE Corey Callens and DB Delvin Hughley from practice squad; Signed WR Bobby Newcombe and LB Anthony Sessions to practice squad

2002**JANUARY**

- 3 - Placed LS Joe Maese (knee) on IR; Signed LS Dale Hellestrae.
- 10 - Placed LB Shannon Taylor (shoulder) on IR; Signed TE Jonathan Burrough off practice squad; Signed SS Martavious Houston to practice squad; Signed QB Cleo Lemon
- 16 - Placed CB James Trapp (groin) on IR; Signed WR Kenyon Hambrick off the practice squad.
- 22 - Signed CB Reggie Waddell

FEBRUARY

- 4 - Signed RB Derek Homer, WR Albert Horsey, RB Morgan Kane and OT Damon Nivens.
- 6 - Signed WR Kenyon Hambrick
- 27 - Terminated contracts of DE Rob Burnett, FB Sam Gash, WR Qadry Ismail, TE Shannon Sharpe, DT Tony Siragusa, OL Kipp Vickers, DT Larry Webster, S Rod Woodson, T Leon Searcy (failed physical)
- 28 - Terminated contract of DT Sam Adams

APRIL

- 2 - Waived WR Albert Horsey
- 16 - Signed WR Brandon Stokley
- 24 - Signed QB Jeff Blake
- 25 - Signed WR Lonny Mitchell
- 26 - Signed rookie FAs: LB Obi Arah, DT Nathan Bolling, TE Josh Bright, DB Shawn Byrdson, LB Jerry Cowan, LB Gary Davis, S Will Demps, G Ken Farrar, T Dawani Frazier, RB Sean Gregory, WR D.J. Humphries, RB Dameron Hunter, WR Randy Hymes, K J.R. Jenkins, LB J.R. Johnson, DT Omari Jordan, DT Maahe Kemoeatu, LS Mike Kraemer, DT Robert Malone, T Newel Mataavao, DT Josh McKibben, FB Salem Simon, LS Brian Smith, T/G Lawrence Smith, LB Rod Taylor, G Jim Walker
- 29 - Waived FB Gary McNeil (failed physical)

MAY

- 15 - Waived LB Jerry Cowan
- 20 - Withdrew tender RB Jason Brookins, Re-signed CB James Trapp; Signed P Alan Cox

JUNE

- 3 - Signed LB Louis Green
- 4 - Signed LB Andre Arnold
- 17 - Signed RFA G Edwin Multitolo

JULY

- 16 - Signed DE Andre Arnold
- 17 - Waived OT Newel Mataavao, T Damion Nivens, G Jim Walker
- 23 - Claimed G Mike Collins off waivers (Chi.); Waived LB Obi Arah
- 24 - Signed RB Chester Taylor (D6c, 2001); Signed FB Marvin Brown, G Lance Clelland, DB Chonn Lacey, WR Marc Lester, T David Puce, LB Casey Tisdale
- 25 - Signed DB/RS Lamont Brightful (D6a, 2001), WR Ron Johnson (D4b, 2001), TE Terry Jones, Jr. (D5, 2001), QB Wes Pate (D7, 2001), S Chad Williams (D6d, 2001); Signed S Anthony Mitchell, CB Alvin Porter; Waived RB Morgan Kane, LS Mike Kraemer
- 26 - Signed following exclusive rights players: FB Alan Richard, G Jason Thomas, Signed WR Javin Hunter (D6b, 2001), P Dave Zastudil (D4a, 2001); Signed WR Kendrick Gibson; Placed following on PUP: LB Peter Boulware, DE Michael McCrary
- 27 - Signed DE Anthony Weaver (D2, 2001)
- 28 - Waived DE Robert Malone

REED'S RETURNS

Drafted in 2002, Ed Reed (D1, 24th overall) set a franchise record for most INT return yards in a career with 657. In his 48 career games, Ed has 21 INTs, 4 blocked punts (3 for TDs) and 6 TDs. Reed led the NFL in 2 categories with 9 INTs and 358 return yards in 2004. The Ravens were 7-1 last season when Ed Reed recorded an INT and are 15-3 over the last 3 seasons, when he picks off a pass. He is the Ravens' all-time INT leader.

AUGUST

- 2 - Signed OL Ethan Brooks
- 5 - Signed LB Bernardo Harris
- 6 - Signed S Ed Reed (D1, 2001); Waived DB Chonn Lacey, LB Casey Tisdale (Inj.)
- 7 - Waived G Lance Clelland
- 8 - Signed DT Ben Williams
- 12 - Signed S Jeremy Unertl; Waived WR Kendrick Gibson, LB Casey Tisdale (Inj. Settlement)
- 16 - Waived OL Ken Farrar; Activated LB Peter Boulware off PUP List
- 20 - Signed LB Cornell Brown
- 21 - Waived CB Yohance Scott
- 22 - Signed DB Robert Tate
- 26 - Waived TE Josh Bright, P Alan Cox, LB Gary Davis, T Dawani Fladger, LB Louis Green, RB Sean Gregory, WR D.J. Humphries, RB Derek Homer, QB Cleo Lemon, DT Josh McKibben, T David Puce, CB Josh Robinson, LS Brian Smith, S Jeremy Unertl
- 30 - Waived FB Marvin Brown, TE Jonathan Burrough, WR Kenyon Hambrick, WR Randy Hymes, G Jim Jones, DT Omari Jordan, WR Marc Lester, CB Jason Olford, QB Wes Pate, DT Salem Simon, T/G Lawrence Smith, LB Rod Taylor, CB Reggie Waddell, DT Ben Williams

SEPTEMBER

- 2 - Signed FB Sam Gash
- 3 - Signed QB Anthony Wright, WR Randy Hymes, T/G Lawrence Smith to practice squad; Claimed DT Howard Green off waivers (Hou.); Waived DT Nate Bolling
- 4 - Signed TE Brandon Christenson to practice squad
- 5 - Signed DT Nate Bolling to practice squad
- 10 - Signed WR/PR Jeff Ogden; Terminated practice squad DT Nate Bolling; Waived RB Tellis Redmon
- 16 - Signed DT Bolling to practice squad; Terminated practice squad WR Marc Lester
- 23 - Signed T Damion Cook from Miami's practice squad; Released CB Shawn Byrdsong

OCTOBER

- 14 - Waived LB J.R. Johnson
- 15 - DE Marques Douglas placed on IR (knee); Signed QB Anthony Wright to active roster from practice squad; Signed DE Riddick Parker
- 29 - Signed DE David Nugent; Waived DE Howard Green

NOVEMBER

- 12 - Waived K.J.R. Jenkins
- 14 - Signed WR Randy Hymes to active roster; Signed K.J.R. Jenkins to practice squad
- 19 - Signed S Raymond Perryman to practice squad
- 26 - Placed LB Ray Lewis (shoulder) and WR Brandon Stokley (ankle) on IR; Signed WR Milton Wynn
- 27 - Signed S Raymond Perryman to active roster from practice squad

DECEMBER

- 3 - Placed DE Michael McCrary (knee) on IR; Signed T/G Lawrence Smith to active roster from practice squad; Signed WR Marc Lester to practice squad
- 5 - Signed CB Tom Knight

2003**JANUARY**

- 6 - Signed DL Joe Salave'a

FEBRUARY

- 11 - Six players sign with NFLFL: RB Dameon

- Hunter (Barcelona), G Mike Collins (Amsterdam), T/G Lawrence Smith (Amsterdam), DT Nate Bolling (Scotland), G Jim Jones (Rhein Fire), WR Marc Lester (Frankfurt)
- 20 - Ravens retain rights to CB Chris McAlister (Franchise)
- 25 - Signed G Edwin Mulitalo

MARCH

- 4 - Signed DB Corey Fuller
- 6 - Signed FB Harold Morrow
- 13 - Signed OT Ethan Brooks
- 18 - Signed OT Orlando Brown
- 19 - Signed DE Marques Douglas
- 24 - Signed S Raymond Perryman

APRIL

- 4 - Signed Randy Hymes; Signed LB Bernardo Harris (UFA)
- 7 - Signed QB Anthony Wright (RFA)
- 18 - Signed WR Frank Sanders (UFA)
- 29 - Signed TE John Jones (RFA)

MAY

- 2 - Signed WR Marcus Robinson
- 9 - Signed rookie FAs: LB Amon Arnold, HB Ryan Brewer, LB Chris Brown, WR Todd Devoe, DT Trey Freeman, LB Brenden Givan, TE Lamar Hill, CB Airabin Justin, QB Grant Noel, PK Dan Nystrom, WR Chisom Opara, CB Arthur Smith, WR Hugh Smith, LB Nick Stamper, HB John Tippins
- 27 - Signed P Derrick Frost

JUNE

- 2 - Signed S Anthony Mitchell (RFA)
- 9 - Signed TE/LS Mike Solwold
- 10 - Signed LB Adalain Thomas (RFA)

JULY

- 18 - Signed S Antoine Sanders (D7e, 2003); Placed G Mike Collins on Exempt NFLE - Inj.
- 23 - Waived RB John Tippins; Terminated vested veteran DE Michael McCrary
- 25 - Signed TE Trent Smith (D7a, 2003) and WR Milton Wynn
- 26 - Signed DE Jarret Johnson (D4a, 2003)
- 27 - Signed franchise player CB Chris McAlister, G Bennie Anderson, OT Damion Cook, S Will Demps, DB Alvin Porter, FB Alan Ricard, DT Aubrayo Franklin (D5a, 2003), C Mike Mabry (D7b, 2003), FB Ovie Mughelli (D4b, 2003), OT Tony Pashos (D5b, 2003), S Gerome Sapp (D6, 2003), RB Musa Smith (D3, 2003)
- 30 - Signed QB Matt Lytle
- 31 - Signed LB Terrell Suggs (D1a, 2003)

AUGUST

- 1 - Signed QB Kyle Boller (D1b, 2003)
- 7 - Signed LB Johnny Rutledge
- 11 - Waived K Dan Nystrom, QB Grant Noel and S Antoine Sanders - Inj. settlement
- 20 - Signed K Wade Richey and CB Raymond Walls
- 30 - Waived DT Nate Bolling, RB Ryan Brewer, LB Chris Brown, WR Todd Devoe, P Derrick Frost, TE Lamar Hill, CB Airabin Justin, WR Marc Lester, WR Chisom Opara, OT Lawrence Smith and LS Mike Solwold; Terminated vested veterans LB Johnny Rutledge and DE Riddick Parker; Placed WR Randy Hymes on IR (knee); Waived WR Hugh Smith - Inj. settlement
- 31 - Waived G Jim Jones; Terminated vested veteran DE Joe Salave'a

SEPTEMBER

- 1 - Signed DT Nate Bolling, WR Todd Devoe, WR Marc Lester, OT Lawrence Smith, LS Mike Solwold to practice squad
 5 - Waived S Ray Perryman and G Jim Jones from reserve/injured - injury settlement
 8 - Waived G Jason Thomas; Signed DE Joe Salave'a
 16 - Terminated DT Nate Bolling and WR Marc Lester from practice squad. Signed WR Kareem Kelly to practice squad
 17 - Signed OT Michael Early to practice squad
 24 - Waived WR Milton Wynn from reserve/injured - injury settlement

OCTOBER

- 6 - Waived DB Alvin Porter; Signed WR/KR Detric Ward
 7 - Terminated vested veteran DE Joe Salave'a; Signed DE Riddick Parker

NOVEMBER

- 11 - Terminated vested veteran DE Riddick Parker
 12 - Signed QB Ray Lucas
 18 - Waived KR/WR Detric Ward; Re-signed DE Riddick Parker

DECEMBER

- 8 - Waived QB Ray Lucas; Signed LS Mike Solwold from the practice squad; Signed DT Nate Bolling to practice squad
 17 - Placed LB Adalius Thomas (elbow) on injured reserve; Signed LB TJ Slaughter

2004**JANUARY**

- 13 - Signed WR Cecil Moore, free agent/reserve future
 15 - Signed WR Todd Devoe and LB James Harrison, free agent/reserve future
 16 - Signed TE Lamar Hill free agent/reserve future

FEBRUARY

- 16 - Signed WR Kareem Kelly
 24 - Designated CB Chris McAlister franchise player

MARCH

- 3 - Signed C Mike Flynn (UFA)
 5 - Signed LS/C Mike Solwold (exclusive rights)
 9 - Signed K Matt Stover (UFA)
 11 - Waived G Mike Collins (failed physical)
 16 - Signed K Wade Richey (UFA)
 17 - Signed QB Anthony Wright and OT Orlando Brown (UFAs)
 22 - Waived TE Lamar Hill; Signed LB Adalius Thomas (UFA)

APRIL

- 14 - Signed CB Raymond Walls (RFA)
 16 - Signed DE Marques Douglas (RFA)
 23 - Signed G/C Casey Rabach (RFA)
 27 - Signed G Bennie Anderson (RFA); Waived WR Frank Sanders
 30 - Signed rookie FAs: CB Marcell Allmond, LB Brandon Barnes, LB Cols Colas Jr, G Monreko Crittenden, OT Eric Dumas, TE Nick Eller, CB Lance Frazier, QB Brian Gaiher, LB John Garrett, DT Doug Goodwin, PT Clinton Greathouse, DT Jesse Mitchell, SS Don Muhlbach, OL Nick Newton, DB Zach Norton, TE Brett Pierce, WR Robert Quiroga, S David Revill, OH B.J. Sams, LB Phil Smith, OT Lenny Vandermade, OH Brandon Warfield, DT Matt Zielinski

MAY

- 3 - Signed CB Sam Massey
 11 - Waived OL Nick Newton, OH Brandon Warfield
 17 - Signed FAs OT Damian Cook, LB Edgerton Hartwell, LS Joe Maese, FB Alan Ricard; Signed rookie FAs RB Robrielle "Kory" Chapman, OT Brendan Darby, FB Preston Hartfield, LB Brandon Rager
 20 - Waived FAs LB Cols Colas, WR Robert Quiroga, LB Phil Smith

JUNE

- 3 - Signed QB Kordell Stewart, CB Dale Carter, CB Sam Massey
 17 - Waived G Monreko Crittenden, LB James Harrison, and FB Preston Hartfield
 21 - Signed TE Daniel Wilcox

JULY

- 21 - Placed CB Zach Norton (shoulder) on Reserve/Injured
 26 - Signed WR Devard Darling (D3, 2004)
 27 - Signed DT Dwan Edwards (D2, 2004)
 28 - Signed QB Josh Harris (D6a, 2004)
 29 - Signed WR/RS Derek Abney (D7a, 2004), LB Roderick Green (D5, 2004), WR Clarence Moore (D6b, 2004), and Brian Rimpf (D7b, 2004)
 30 - Placed LB Peter Boulware, TE Trent Smith, and QB Anthony Wright on the PUP list; Placed CB Dale Carter on the non-football illness; Waived LS Mike Solwold; Signed: C Rashad Holman, CB Fred Weary

AUGUST

- 30 - Signed CB Chris McAlister to 1-year tender; Placed WR/KR Derek Abney (shoulder) on IR; Waived CB Marcell Allmond, RB Kory Chapman, OT Brendan Darby, OT Eric Dumas, QB Brian Gaiher, LB John Garrett, DT Douglas Goodwin, P Clinton Greathouse, WR Kareem Kelly, CB Sam Massey, WR Cecil Moore, LS Don Muhlbach, DT Brian Save and CB Fred Weary (Inj. Settlement)

SEPTEMBER

- 1 - Signed CB Deion Sanders, T Eric Dumas; Placed QB Anthony Wright on the PUP list
 4 - Waived DB/RS Lamont Brightful, T Eric Dumas, CB Rashad Holman, WR Ron Johnson, LB Brandon Rager, S Dave Revil; Moved LB Peter Boulware to PUP; Waived TE Nick Eller (ankle) and WR/CB Javin Hunter
 5 - Terminated (vested veteran) RB Harold Morrow; Waived LB Brandon Barnes, WR Todd Devoe, CB Lance Frazier, DT Jesse Mitchell, T Tony Pashos, TE Brett Pierce, G Brian Rimpf
 7 - Signed following players to practice squad: CB Lance Frazier, T Tony Pashos, TE Brett Pierce, G Brian Rimpf, C Lenny Vandermade, WR Todd Devoe, WR/RS Freddie Mfions and DL David Upchurch
 8 - Waived QB Josh Harris
 9 - Re-signed FB Harold Morrow; Waived TE Nick Eller (from res./inj.) and WR/CB Javin Hunter
 10 - Signed QB Josh Harris to the practice squad; WR Todd Devoe's practice squad contract terminated
 11 - Terminated FB Harold Morrow's contract; Signed T Tony Pashos to active roster from practice squad
 15 - Signed LB Brandon Barnes to practice squad
 16 - Waived S Gerome Sapp; Re-signed FB Harold Morrow

SEPTEMBER (2004 - cont'd)

- 21 - Signed OL Marques Ogden and DT Demetrius Veal to practice squad; Terminated practice squad contracts of LB Brandon Barnes, DL David Upchurch and C Lenny Vandermade
- 22 - Signed DB Calvin Carlyle to practice squad

OCTOBER

- 4 - Signed TE Darnell Dinkins to practice squad (TE Brett Pierce signed NFL contract with Dal.)
- 18 - Signed WR Patrick Johnson
- 20 - Signed CB Jamaine Winborne to practice squad
- 29 - Placed WR Devard Darling on IR (heel); Signed TE Darnell Dinkins to active roster from practice squad

NOVEMBER

- 3 - Waived WR Patrick Johnson; Signed WR Fred Stamps to practice squad
- 9 - Terminated the practice squad contract of WR Freddie Milons and signed WR Michael Jennings to practice squad
- 16 - Waived C/G Damion Cook; Terminated WR Michael Jennings from practice squad; Signed DB Brandon Pinderhughes to practice squad
- 17 - Activated QB Anthony Wright from PUP; Placed FB Ovie Mughelli (hamstring) on IR; Signed P Nick Murphy
- 23 - Terminated practice squad contract of DB Brandon Pinderhughes
- 24 - Placed Musa Smith (leg) on IR; Signed RB Jamel White; Signed RB Tellis Redmon to practice squad

DECEMBER

- 11 - Waived P Nick Murphy; Signed LS Mike Solwold
- 13 - Waived LS Mike Solwold
- 14 - Signed T Brian Rimpf to active roster from practice squad; Signed C/LS Drew Caylor to practice squad
- 22 - Signed C Thatcher Szalay to practice squad

2005

JANUARY

- 4 - Signed to Reserve Future: DB Calvin Carlyle, OL Marques Ogden, RB Tellis Redmond, WR Fred Stamps, DB Jamaine Winborne (allocated to NFLE)
- 6 - Signed C/LS Drew Caylor Reserve Future
- 7 - Signed C Thatcher Szalay to Reserve Future
- 13 - Signed CB Zach Norton to Reserve Future (allocated to NFLE)
- 14 - Signed LB Josh Buhl to Reserve Future
- 18 - Signed DT Cedric Hilliard to Reserve Future

FEBRUARY

- 2 - Signed RB Keith Burnell to Reserve Future
- 22 - Waived WR Kevin Johnson

MARCH

- 7 - Signed FA WR Derrick Mason
- 8 - Signed FA CB Samari Rolle
- 9 - Terminated contracts of CB/S Corey Fuller and FB Harold Morrow
- 11 - Signed UFA G Vincent Keydrick
- 16 - Signed RFA TE Darnell Dinkins and DT Matt Zielinski
- 18 - Signed RFA P Dave Zastudil
- 23 - Waived LB Josh Buhl
- 24 - Signed RFA RB Chester Taylor
- 28 - Signed G Brian Rimpf and UFA LS Joe Maese
- 29 - Signed TE Daniel Wilcox

APRIL

- 5 - Signed RFA DT Maake Kemoeatu
- 6 - Signed FA WR Patrick Johnson
- 11 - Signed RFA TE Terry Jones and UFA LB Tommy Polley
- 13 - Signed RFA S Will Demps and FA P Jesse Ohliger
- 15 - Signed RFA S Chad Williams
- 19 - Signed RFA LB Bart Scott and UFA LB Jim Nelson
- 29 - Signed FAs: TE Rob Abiamiri, T Lester Brown, DT Joe Clay, DE Walter Curry, QB Darian Durant, DT Gary Gibson, DE Patrick Goodpaster, G Phil Hawkins, DS Jarvis Johnson, LS Matt Katula, T Robin Knebel, WR Tommy Manus, DC Cash Mouton, LBs Matt Sinclair and Tyson Smith, WR Curtis Williams

MAY

- 11 - Terminated contract of LB Peter Boulware
- 16 - Terminated LB Cornell Brown; Signed DC Bill Alford and P Lloyd Rhys
- 23 - Signed RFA WR Randy Hymes, RB/RS B.J. Sams and SS Chris Kelley.

JUNE

- 8 - Signed CB Deion Sanders.

MILESTONES WITHIN REACH

Entering the 2005 season, many players have milestones within reach. Here is a list:

Jamal Lewis will have 6,000 career rushing yards if he gains 237 yards and will be 1 of the quickest players in NFL history to reach that plateau. With 1,237 yards in this season, J-Lew will reach the 7,000-yard benchmark.

Lewis can move into 1st place on the Ravens' all-time combined yardage list with 1,180 yards, passing Jermaine Lewis, who has 8,001. Jamal is currently in 2nd place with 6,822 yards.

With 57 points, **Matt Stover** will move into 9th place on the NFL's all-time scoring list. He is currently in 10th with 1,481 points. Stover can move into 8th place with 104 points. With 19 points, Matt will have 1,500 career points.

Todd Heap will have 100 points for his career mark with 12 points. Todd can also move into 7th place on the Ravens' all-time scoring list with 3 points. He currently has 88 points, behind Travis Taylor who has 90. With his 7th start, Todd Heap will have started 50 games.

Heap (168-2,038) needs 37 catches to be 1st in receptions (205) and 782 yards to lead the Ravens in reception yardage (2,820).

With 71 yards, **Heap** can move into 4th place on the Ravens' all-time receiving yards list, passing Derrick Alexander who had 2,108. Todd is currently 5th with 2,038.

With 4 games played, **Will Demps** will have played in 50 games.

Ed Reed will have 300 career tackles with 33 stops.

With 14 games played/started, **Jonathan Ogden** will play/start in his 150th career game.

RAVENS VS. AFC NORTH

CINCINNATI BENGALS — HEAD COACH MARVIN LEWIS

Preseason Series, No Meetings

Ravens Lead Regular Season Series, 12-6

11-3-96	- Bengals, 24-21 Bal.	- 60,743	11-5-00	- Ravens, 27-7 @ Cin.	- 54,759
12-8-96	- Bengals, 21-14 @ Cin.	- 43,022	9-23-01	- Bengals, 21-10 @ Cin.	- 49,632
9-7-97	- Ravens, 23-10 Bal.	- 52,968	12-23-01	- Ravens, 16-0 Bal.	- 68,987
12-21-97	- Bengals, 16-14 @ Cin.	- 50,917	11-10-02	- Ravens, 38-27 Bal.	- 69,024
9-27-98	- Ravens, 31-21 Bal.	- 68,154	12-1-02	- Ravens, 27-23 @ Cin.	- 44,878
11-22-98	- Ravens, 20-13 @ Cin.	- 52,571	10-19-03	- Bengals, 34-26 @ Pit.	- 53,553
11-21-99	- Ravens, 34-31 @ Cin.	- 43,279	12-7-03	- Ravens, 31-13 Bal.	- 69,468
12-26-99	- Ravens, 22-0 Bal.	- 68,036	9-26-04	- Ravens, 23-9 @ Cin.	- 65,575
9-24-00	- Ravens, 37-0 Bal.	- 68,481	12-5-04	- Bengals, 27-26 Bal.	- 69,695

CLEVELAND BROWNS — HEAD COACH ROMEO CRENNEL

Preseason Series, No Meetings

Ravens Lead Regular Season Series, 8-4

9-26-99	- Ravens, 17-10 Bal.	- 68,803	10-6-02	- Ravens, 26-21 @ Cle.	- 73,688
11-7-99	- Ravens, 41-9 @ Cle.	- 72,898	12-22-02	- Browns, 14-13 Bal.	- 69,348
10-1-00	- Ravens, 12-0 @ Cle.	- 73,018	9-14-03	- Ravens, 33-13 Bal.	- 69,473
11-26-00	- Ravens, 44-7 Bal.	- 68,361	12-21-03	- Ravens, 35-0 @ Cle.	- 72,548
10-21-01	- Browns, 24-14 @ Cle.	- 72,818	9-12-04	- Browns, 20-3 @ Cle.	- 73,068
11-18-01	- Browns, 27-17 Bal.	- 69,353	11-7-04	- Ravens, 27-13 Bal.	- 69,781

PITTSBURGH STEELERS — HEAD COACH BILL COWHER

Preseason Series, No Meetings

Steelers Lead Regular Season Series, 12-6

9-8-96	- Steelers, 31-17 @ Pit.	- 57,241	11-4-01	- Ravens, 13-10 @ Pit.	- 62,906
12-1-96	- Ravens, 31-17 Bal.	- 51,822	12-16-01	- Steelers, 26-21 Bal.	- 69,506
10-5-97	- Steelers, 42-34 Bal.	- 64,421	10-27-02	- Steelers, 31-18 Bal.	- 69,638
11-9-97	- Steelers, 37-0 @ Pit.	- 56,669	12-29-02	- Steelers, 34-31 @ Pit.	- 61,961
9-6-98	- Steelers, 20-13 Bal.	- 68,847	9-7-03	- Steelers, 34-15 @ Pit.	- 63,157
10-18-98	- Steelers, 16-6 @ Pit.	- 58,620	12-28-03	- Ravens 13-10 Bal. (OT)	- 70,001
9-19-99	- Steelers, 23-20 Bal.	- 68,965	9-19-04	- Ravens, 30-13 Bal.	- 69,859
12-12-99	- Ravens, 31-24 @ Pit.	- 46,715	12-26-04	- Steelers, 20-7 @ Pit.	- 64,227
9-3-00	- Ravens, 16-0 @ Pit.	- 55,049	Steelers Lead Postseason Series, 1-0		
10-29-00	- Steelers, 9-6 Bal.	- 69,405	1-20-02 - Steelers, 27-10 @ Pit. - 63,976 - Divisional Playoff		

RAVENS VS. AFC SOUTH

HOUSTON TEXANS — HEAD COACH DOM CAPERS

Preseason Series, No Meetings

Ravens Lead Regular Season Series, 1-0

12-15-02	- Ravens, 23-19 @ Hou.	- 70,108
----------	------------------------	----------

INDIANAPOLIS COLTS — HEAD COACH TONY DUNGY

Preseason Series, No Meetings

Colts Lead Regular Season Series, 3-2

10-13-96	- Colts, 26-21 @ Ind.	- 56,978
11-29-98	- Ravens, 38-31 Bal.	- 68,898
12-2-01	- Ravens, 39-27 Bal.	- 69,382
10-13-02	- Colts, 22-20 @ Ind.	- 56,174
12-9-04	- Colts, 20-10 @ Ind.	- 57,240

JACKSONVILLE JAGUARS — HEAD COACH JACK DEL RIO

Preseason Series, No Meetings

Jaguars Lead Regular Season Series, 8-6

11-10-96 - Jaguars, 30-27 @ Jax.	- 64,628	9-10-00 - Ravens, 39-36 Bal.	- 68,843
11-24-96 - Jaguars, 28-25 Bal.	- 57,384	10-8-00 - Ravens, 15-10 @ Jax.	- 65,194
8-31-97 - Jaguars, 28-27 Bal.	- 61,018	10-28-01 - Ravens, 18-17 Bal.	- 69,439
11-30-97 - Jaguars, 29-27 @ Jax.	- 63,712	11-25-01 - Ravens, 24-21 @ Jax.	- 53,530
9-20-98 - Jaguars, 24-10 @ Jax.	- 67,069	10-20-02 - Ravens, 17-10 Bal.	- 69,173
11-1-98 - Jaguars, 45-19 Bal.	- 68,915	11-2-03 - Ravens, 24-17 @ Bal.	- 69,486
11-14-99 - Jaguars, 6-3 @ Jax.	- 67,391		
11-28-99 - Jaguars, 30-23 Bal.	- 68,428		

TENNESSEE TITANS — HEAD COACH JEFF FISHER

Preseason Series, No Meetings

Ravens Lead Regular Season Series, 7-6

9-15-96 - Oilers, 29-13 @ Hou.	- 20,082	10-22-00 - Titans, 14-16 Bal.	- 68,490
12-22-96 - Oilers, 24-21 Bal.	- 52,704	11-12-00 - Ravens 24-23 @ Ten.	- 69,200
9-21-97 - Ravens, 36-10 @ Ten.	- 17,737	10-7-01 - Ravens, 26-7 Bal.	- 69,494
12-14-97 - Ravens, 21-19 Bal.	- 60,558	11-12-01 - Ravens, 16-10 @ Ten.	- 68,798
10-11-98 - Titans, 12-8 Bal.	- 68,561	11-24-02 - Ravens, 13-12 Bal.	- 69,365
12-6-98 - Titans, 16-14 @ Ten.	- 31,124	Postseason Series Tied, 1-1	
10-10-99 - Titans, 14-11 @ Ten.	- 65,486	1/7/01 - Ravens, 24-10 @ Ten.	- 68,527
12-5-99 - Ravens, 41-14 Bal.	- 67,854	Divisional Playoff	
		1/3/04 - Titans, 20-17 Bal.	- 69,452
		Wild Card	

RAVENS VS. AFC EAST

BUFFALO BILLS — HEAD COACH MIKE MULARKEY

Bills Lead Preseason Series, 2-1

8-23-96 - Ravens, 37-14 @ Buf.	- 51,905
8-22-97 - Bills, 31-28 Bal.	- 54,473
8-9-03 - Bills, 28-10 Bal.	- 68,550

Regular Season Series Tied, 1-1

10-31-99 - Bills, 13-10 Bal.	- 68,673
10-24-04 - Ravens, 20-6 Bal.	- 69,809

MIAMI DOLPHINS — HEAD COACH NICK SABAN

Preseason Series, No Meetings

Dolphins Lead Regular Season Series, 4-1

10-19-97 - Dolphins, 24-13 Bal.	- 64,354
9-17-00 - Dolphins, 19-6 @ Mia.	- 73,464
11-17-02 - Dolphins, 26-7 @ Mia.	- 73,013
11-16-03 - Dolphins, 9-6 @ Mia.	- 73,333 (OT)
1-2-05 - Ravens, 30-23 Bal.	- 69,843

Ravens Lead Postseason Series, 1-0

1-13-02 - Ravens 20-3 @ Mia.	- 72,251
Wild Card	

NEW ENGLAND PATRIOTS — HEAD COACH BILL BELICHICK

Preseason Series, No Meetings

Patriots Lead Regular Season Series, 3-0

10-6-96 - Patriots, 46-38 Bal.	- 63,569
1-2-00 - Patriots, 20-3 @ NE	- 50,263
11-28-04 - Patriots, 24-3 @ NE	- 68,756

NEW YORK JETS — HEAD COACH HERMAN EDWARDS

Jets Lead Preseason Series, 3-2

8-8-97	- Jets, 39-29 @ NYJ	- 23,067
8-16-98	- Ravens, 33-0 @ NYJ	- 47,906
8-22-00	- Ravens, 10-0 Bal.	- 66,588
8-18-01	- Jets, 16-3 @ NYJ	- 76,406
8-15-02	- Jets, 34-16 Bal.	- 67,681

Ravens Lead Regular Season Series, 3-1

11-2-97	- Jets, 19-16 (OT) @ NYJ	- 59,524
9-13-98	- Ravens, 24-10 @ NYJ	- 70,063
12-24-00	- Ravens, 34-20 Bal.	- 69,184
11-14-04	- Ravens, 20-17 @ NYJ	- 77,826 (OT)

RAVENS VS. AFC WEST

DENVER BRONCOS — HEAD COACH MIKE SHANAHAN

Preseason Series, No Meetings

Ravens Lead Regular Season Series, 3-1

10-20-96	- Broncos, 45-34 @ Den.	- 70,453
9-30-01	- Ravens, 20-13 @ Den.	- 75,082
9-30-02	- Ravens, 34-23 Bal.	- 69,638
10-26-03	- Ravens, 26-6 Bal.	- 69,721

Ravens Lead Postseason Series, 1-0

12-31-00	- Ravens, 21-3 Bal.	- 69,638
	Wild Card	

KANSAS CITY CHIEFS — HEAD COACH DICK VERMEIL

Preseason Series, No Meetings

Chiefs Lead Regular Season Series, 3-0

10-21-99	- Chiefs, 35-8 Bal.	- 68,771
9-28-03	- Chiefs, 17-10 Bal.	- 69,459
10-4-04	- Chiefs, 27-24 Bal.	- 69,827

OAKLAND RAIDERS — HEAD COACH NORV TURNER

Preseason Series, No Meetings

Ravens Lead Regular Season Series, 2-1

9-1-96	- Ravens, 19-14 Bal.	- 64,124
11-8-98	- Ravens, 13-10 Bal.	- 69,037
12-14-03	- Raiders, 20-12 @ Oak.	- 45,398

Ravens Lead Postseason Series, 1-0

1-14-01	- Ravens, 16-3 @ Oak.	- 62,784
	AFC Championship	

SAN DIEGO CHARGERS — HEAD COACH MARTY SCHOTTENHEIMER

Preseason Series, No Meetings

Regular Season Series Tied, 2-2

9-28-97	- Chargers, 21-17 @ SD	- 54,094
11-15-98	- Chargers, 14-13 @ SD	- 54,388
12-10-00	- Ravens, 24-3 Bal.	- 68,805
9-21-03	- Ravens, 24-10 @ SD	- 52,028

RAVENS VS. NFC NORTH

CHICAGO BEARS — HEAD COACH LOVIE SMITH

Ravens lead Preseason Series, 1-0

8-8-98 - Ravens, 19-14 Chi. - 65,938

Regular Season Series Tied, 1-1

12-20-98 - Bears, 24-3 @ Chi. - 40,853

9-9-01 - Ravens, 17-6 Bal. - 69,365

DETROIT LIONS — HEAD COACH STEVE MARIUCCI

Ravens Lead Preseason Series, 2-0

8-9-02 - Ravens, 12-6 Bal. - 67,421

8-28-04 - Ravens, 17-6 Bal. - 69,552

Ravens Lead Regular Season Series, 1-0

12-27-98 - Ravens, 19-10 Bal. - 68,045

GREEN BAY PACKERS — HEAD COACH MIKE SHERMAN

Packers Lead Preseason Series, 1-0

8-17-96 - Packers, 17-15 Bal. - 62,025

Packers Lead Regular Season Series, 2-0

10-25-98 - Packers, 28-10 @ GB - 59,860

10-14-01 - Packers, 31-23 @ GB - 59,866

MINNESOTA VIKINGS — HEAD COACH MIKE TICE

Preseason Series, No Meetings

Regular Season Series Tied, 1-1

12-13-98 - Vikings, 38-28 Bal. - 69,074

1-7-02 - Ravens, 19-3 Bal. - 69,465

RAVENS VS. NFC SOUTH

ATLANTA FALCONS — HEAD COACH JIM MORA JR.

Ravens Lead Preseason Series, 3-0

8-21-99 - Ravens, 19-6 @ Atl. - 44,843

8-16-03 - Ravens, 13-10 @ Atl. - 68,237

8-12-04 - Ravens, 24-0 Bal. - 69,299

Regular Season Series Tied, 1-1

10-3-99 - Ravens, 19-13 @ Atl. - 50,712 (OT)

11-3-02 - Falcons, 20-17 @ Atl. - 68,532

CAROLINA PANTHERS — HEAD COACH JOHN FOX

Ravens Lead Preseason Series, 2-1

8-28-99 - Ravens, 28-24 Bal. - 66,247

8-18-00 - Ravens, 24-13 @ Car. - 72,551

8-23-01 - Panthers, 20-17 Bal. - 66,619

Panthers Lead Regular Season Series, 2-0

12-15-96 - Panthers, 27-16 @ Car. - 70,075

9-8-02 - Panthers, 10-7 @ Car. - 70,386

NEW ORLEANS SAINTS — HEAD COACH JIM HASLETT

Preseason Series, No Meetings

Ravens Lead Regular Season Series, 2-1

9-29-96	- Ravens, 17-10 Bal.	- 61,063
12-19-99	- Ravens, 31-8 Bal.	- 67,597
12-8-02	- NO, 37-25 Bal.	- 69,334

TAMPA BAY BUCCANEERS — HEAD COACH JON GRUDEN

Preseason Series, No Meetings

Bucs Lead Regular Season Series, 2-0

12-29-01	- Bucs, 22-10 @ TB	- 65,619
9-15-02	- Bucs, 25-0 Bal.	- 69,304

RAVENS VS. NFC EAST

DALLAS COWBOYS — HEAD COACH BILL PARCELLS

Preseason Series, No Meetings

Ravens Lead Regular Season Series, 2-0

11-19-00	- Ravens, 27-0 Bal.	- 69,416
11-21-04	- Ravens, 30-10 Bal.	- 69,924

NEW YORK GIANTS — HEAD COACH TOM COUGHLIN

Ravens Lead Preseason Series, 6-3

8-10-96	- Ravens, 37-27 @ NYG	- 39,799
8-2-97	- Giants, 21-20 Bal.	- 53,268
8-28-98	- Ravens, 14-6 @ NYG	- 48,754
9-3-99	- Ravens, 28-24 Bal.	- 60,092
8-25-00	- Ravens, 24-17 @ NYG	- 76,527
8-31-01	- Ravens, 38-9 Bal.	- 66,197
8-29-02	- Giants, 13-0 @ NYG	- 76,572
8-28-03	- Giants, 30-24 Bal.	- 68,169
9-2-04	- Ravens, 27-17 @ NYG	- 75,498

Ravens Lead Regular Season Series, 2-0

9-14-97	- Ravens, 24-23 @ NYG	- 69,768
12-12-04	- Ravens, 37-14 Bal.	- 69,856

Ravens Lead Postseason Series, 1-0

1-28-01	- Ravens, 34-7 @ TB	- 71,921
	Super Bowl	

PHILADELPHIA EAGLES — HEAD COACH ANDY REID

Ravens Lead Preseason Series, 5-2

8-3-96	- Ravens, 17-9 Bal.	- 63,804
8-16-97	- Eagles, 24-13 @ Phi.	- 60,939
8-24-98	- Ravens, 23-6 Bal.	- 65,970
8-12-99	- Ravens, 10-7 @ Phi.	- 43,552
8-5-00	- Ravens, 16-13 Bal.	- 65,459
8-13-01	- Game Cancelled - Field Conditions	
8-23-02	- Ravens, 13-12 Bal.	- 58,443
8-20-04	- Eagles, 26-17 @ Phi.	- 67,218

Eagles Lead Regular Season Series, 1-0-1

11-16-97	- Tie, 10-10 Bal.	- 63,546 (OT)
10-31-04	- Eagles, 15-10 @ Phi.	- 67,715

WASHINGTON REDSKINS — HEAD COACH JOE GIBBS

Redskins Lead Preseason Series, 1-0

8/23/03 - Redskins 24-3 @ Was. - 70,460

Ravens Lead Regular Season Series, 2-1

10-26-97 - Ravens, 20-17 @ Was. - 75,067

10-15-00 - Redskins, 10-3 @ Was. - 83,252

10-10-04 - Ravens, 17-10 @ Was. - 90,287

RAVENS VS. NFC WEST

ARIZONA CARDINALS — HEAD COACH DENNIS GREEN

Preseason Series, No Meetings

Ravens lead regular season series, 2-1

11-28-97 - Cardinals, 16-13 Bal. - 53,976

12-17-00 - Ravens, 13-7 @ Ari. - 37,452

10-12-03 - Ravens 26-18 @ Ari. - 24,193

ST. LOUIS RAMS — HEAD COACH MIKE MARTZ

Preseason Series, No Meetings

Rams Lead Regular Season Series, 2-1

10-27-96 - Ravens, 37-31 Bal. - 60,256 (OT)

9-12-99 - Rams, 27-10 @ STL - 62,100

11-9-03 - Rams, 33-22 @ STL - 66,085

SAN FRANCISCO 49ERS — HEAD COACH MIKE NOLAN

Preseason Series, No Meetings

Regular Season Series Tied, 1-1

11-17-96 - 49ers, 38-20 @ SF - 51,596

11-30-03 - Ravens, 44-6 Bal. - 69,549

SEATTLE SEAHAWKS — HEAD COACH MIKE HOLMGREN

Preseason Series, No Meetings

Ravens Lead Regular Season Series, 2-0

12-7-97 - Ravens, 31-24 Bal. - 54,395

11-23-03 - Ravens, 44-41 Bal. - 69,477 (OT)

RAVENS ALL-TIME SHUTOUTS

DATE	OPPONENT	SCORE	TOTAL YDS. ALLOWED	SACKS/ YARDS	LEADING TACKLER
12/26/99	Cincinnati	22-0	280	7/39	R. Lewis (11)
9/3/00	@ Pittsburgh	16-0	229	1/6	R. Lewis (7)
9/24/00	Cincinnati	37-0	109	4/15	M. McCrary (7)
10/1/00	@ Cleveland	12-0	230	1/9	R. Lewis (10)
11/19/00	Dallas	27-0	193	1/1	R. Lewis (8)
12/23/01	Cincinnati	16-0	305	3/22	R. Lewis (12)
12/21/03	@ Cleveland	35-0	241	5/30	R. Lewis (12)

1996 STATISTICS

RESULTS AND ATTENDANCE (4-12)

09/01	W	19-14	Oakland	64,124
09/08	L	17-31	at Pittsburgh	57,241
09/15	L	13-29	at Houston	20,082
09/22			BYE WEEK	
09/29	W	17-10	New Orleans	61,063
10/06	L	38-46	New England	63,569
10/13	L	21-26	at Indianapolis	56,978
10/20	L	34-45	at Denver	70,453
10/27	W	37-31	(OT) St. Louis	60,256
11/03	L	21-24	Cincinnati	60,743
11/10	L	27-30	at Jacksonville	64,628
11/17	L	20-38	at San Francisco	51,596
11/24	L	25-28	(OT) Jacksonville	57,384
12/01	W	31-17	Pittsburgh	51,822
12/08	L	14-21	at Cincinnati	43,022
12/15	L	16-27	at Carolina	70,075
12/22	L	21-24	Houston	52,704

TEAM STATISTICS RAVENS OPPONENT

TOTAL FIRST DOWNS	338	351
Rushing	108	115
Passing	208	213
Penalty	22	23
3rd Down: Made/Att	88/201	108/224
3rd Down Pct.	43.8	48.2
4th Down: Made/Att	4/10	7/13
4th Down Pct.	40.0	53.8
TOTAL NET YARDS	5723	5889
Avg. Per Game	357.7	368.1
Total Plays	1024	1075
Avg. Per Play	5.6	5.5
NET YARDS RUSHING	1745	1920
Avg. Per Game	109.1	120.0
Total Rushes	416	508
NET YARDS PASSING	3978	3969
Avg. Per Game	248.6	248.1
Sacked/Yards Lost	38/296	30/146
Gross Yards	4274	4115
Att./Completions	570/335	537/350
Completion Pct.	58.8	65.2
Had Intercepted	20	15
KICKOFFS/TB/EZ	80/6/17	91/4/9
PUNTS/AVERAGE	69/43.2	68/42.4
NET PUNTING AVG.	37.8	35.6
PENALTIES/YARDS	94/818	104/744
FUMBLES/BALL LOST	23/13	23/7
TOUCHDOWNS	45	50
Rushing	10	18
Passing	34	27
Returns (K/PR)	0	0
Returns (DEF)	1	5
RUSH - 2 PT M/A	2/3	3/3
PASS - 2 PT M/A	3/6	4/6
AVG. TIME OF POSSESSION	27:08	32:52
TOTAL TIME OF POSSESSION	7:24:15	8:59:41

RUSHING	NO	YDS	AVG	LG	TD
Morris	172	737	4.3	19	4
Byner	159	634	4.0	42	4
Testaverde	34	188	5.5	22	2
Gardner	26	108	4.2	19	0
Hoard	15	61	4.1	10	0
Turner	2	12	6.0	6	0
Zeier	2	8	4.0	5	0
Hunter	1	0	0.0	0	0
Montgomery	1	0	0.0	0	0
Alexander	3	0	0.0	12	0
Lewis	1	-3	-3.0	-3	0
RAVENS	416	1745	4.2	42	10
Opponents	508	1920	3.8	71T	18

SCORING

	R	P	KR	DR	PAT	FG	2R	2P	S	TP
Stover	0	0	0	0	34/35	19/25	0	0	0	91
Jackson	0	14	0	0	0/0	0/0	0	2	0	88
Alexander	0	9	0	0	0/0	0/0	0	1	0	56
Byner	4	1	0	0	0/0	0/0	0	0	0	30
Morris	4	1	0	0	0/0	0/0	0	0	0	30
Testaverde	2	0	0	0	0/0	0/0	1	0	0	14
Turner	0	2	0	0	0/0	0/0	0	0	0	12
Arvie	0	1	0	0	0/0	0/0	0	0	0	6
Caldwell	0	0	0	1	0/0	0/0	0	0	0	6
Green	0	1	0	0	0/0	0/0	0	0	0	6
Jones	0	1	0	0	0/0	0/0	0	0	0	6
Kinchen	0	1	0	0	0/0	0/0	0	0	0	6
Lewis	0	1	0	0	0/0	0/0	0	0	0	6
Ogden	0	1	0	0	0/0	0/0	0	0	0	6
Williams	0	1	0	0	0/0	0/0	0	0	0	6
Gardner	0	0	0	0	0/0	0/0	1	0	0	2
RAVENS	10	34	0	1	34/35	19/25	4	6	0	371
Opponents	18	27	0	5	41/41	28/31	3	4	1	441

SCORE BY PERIODS	1	2	3	4	OT	PTS
RAVENS	70	129	64	102	6	371
Opponents	88	128	92	130	3	441

RECEIVING	NO	YDS	AVG	LG	TD
Jackson	76	1201	15.8	86T	14
Alexander	62	1099	17.7	64T	9
Kinchen	55	581	10.6	29	1
Turner	38	461	12.1	27T	2
Byner	30	270	9.0	40	1
Morris	25	242	9.7	52T	1
Green	15	150	10.0	23	1
Williams	13	85	6.5	19	1
Gardner	7	28	4.0	7	0
Lewis	5	78	15.6	24	1
Ethridge	2	24	12.0	15	0
Bishop	2	22	11.0	13	0
Hunter	1	25	25.0	25	0
Hoard	1	4	4.0	4	0
Jones	1	2	2.0	2T	1
Ogden	1	1	1.0	1T	1
Arvie	1	1	1.0	1T	1
RAVENS	335	4274	12.8	86T	34
Opponents	350	4115	11.8	55	27

INTERCEPTIONS	NO	YDS	AVG	LG	TD
Langham	5	59	11.8	28	0
Turner	5	1	0.2	1	0
Caldwell	1	45	45.0	45T	1
Adams	1	16	16.0	16	0
Croel	1	16	16.0	16	0
Moore	1	10	10.0	10	0
Lewis	1	0	0.0	0	0
RAVENS	15	147	9.8	45T	1
Opponents	20	349	17.5	68T	3

PUNTING	NO	YDS	AVG	TB	In	LG	Blk
Montgomery	68	2980	43.8	5	23	67	1
Team	1	0	0.0	0	0	0	0
RAVENS	69	2980	43.2	5	23	67	1
Opponents	68	2881	42.4	5	27	64	0

PUNT RETURNS	NO	FC	YDS	AVG	LG	TD
Lewis	36	13	339	9.4	46	0
Alexander	1	0	15	15.0	15	0
Ethridge	1	0	3	3.0	3	0
Hunter	0	1	0	—	0	0
RAVENS	38	14	357	9.4	46	0
Opponents	27	14	273	10.1	47	0

1996 STATISTICS

KICKOFF RETURNS	NO	YDS	AVG	LG	TD
Lewis	41	883	21.5	44	0
Baldwin	20	405	20.3	34	0
Hunter	9	178	19.8	29	0
Ethridge	8	171	21.4	29	0
Byner	4	61	15.3	19	0
Kinchen	1	19	19.0	19	0
Alexander	1	13	13.0	13	0
Morris	1	3	3.0	3	0
Isaia	1	2	2.0	2	0
Frederick	0	-1	0.0	-1	0
RAVENS	86	1734	20.2	44	0
Opponents	70	1402	20.0	51	0

FIELD GOALS

	1-19	20-29	30-39	40-49	50+	TOTAL
Stover	0/0	8/8	5/6	5/10	1/1	19/25
Ravens	0/0	8/8	5/6	5/10	1/1	19/25
Opp.	0/0	11/11	10/11	5/7	2/2	28/31

Stover: (25,37); (29); (); (38, 48SH, 49WL); (); (); (45,33); (43WL, 50, 32WL); (); (21,21); (43,25); (21,29,41,33,49WR); (40); (45SH); (37,46,25); ()

Opponents: (); (35); (41,44); (23,38WL); (22,35,50); (27,30); (34); (50,38,36); (41,49,34); (23,33,24); (27); (29,41WL,34); (22); (49SH,23,26); (29,44); (37)

PASSING	ATT	COMP	YARDS	COMP%	AVG/ATT	TD	TD%	INT	INT%	LG	TKLD/LOST	RATING
Testaverde	549	325	4177	59.2	7.61	33	6.0	19	3.5	86T	34/270	88.7
Zeier	21	10	97	47.6	4.62	1	4.8	1	4.8	15	4/26	57.0
RAVENS	570	335	4274	58.8	7.50	34	6.0	20	3.5	86T	38/296	87.6
Opponents	537	350	4115	65.2	7.66	27	5.0	15	2.8	55	30/146	93.4

SACKS

4.5	— Caldwell, Mike
4.0	— Pleasant, Anthony
3.0	— Croel, Mike; Burnett, Rob; Williams, Jerrol
3.0	— Thompson, Bennie; Goad, Tim
2.5	— Lewis, Ray
1.0	— Fortune, Elliott; Jones, James; Lyle, Rick
0.5	— Brady, Donny; Footman, Dan
30.0	— RAVENS
38.0	— Opponents

1996 USUAL STARTING LINEUPS

HEAD COACH TED MARCHIBRODA

OFFENSE

WR1	81	Michael Jackson
WR2	82	Derrick Alexander
LT	66	Tony Jones
LG	75	Jonathan Ogden
C	61	Steve Everitt
	63	Wally Williams
RG	69	Jeff Blackshear
	63	Wally Williams
RT	77	Orlando Brown
TE	88	Brian Kinchen
QB	12	Vinny Testaverde
RB	33	Bam Morris
	21	Earnest Byner
FB	35	Carwell Gardner

DEFENSE

LDE	90	Rob Burnett
NT	97	James Jones
RDE	99	Anthony Pleasant
LOLB	51	Mike Croel
LILB	52	Ray Lewis
RILB	56	Mike Caldwell
ROLB	57	Jerrol Williams
	50	Keith Goganius
LCB	38	Antonio Langham
RCB	24	Donny Brady
SS	27	Stevon Moore
FS	29	Eric Turner

RAVENS HONOR ROLL

Pro Bowl: S Eric Turner (second alternate, started); QB Vinny Testaverde (3rd QB)

All Pro: LG Jonathan Ogden (S.I., *Dallas Morning News*)

Ravens Roost Unsung Hero: RB Earnest Byner

Ravens Roost Extra Effort Award: TE Brian Kinchen

Ed Block Courage Award: DE Anthony Pleasant

1996 DEFENSIVE STATISTICS

FROM COACHES VIDEO

NAME	TT	SOLO	AS	SACKS	YDS	PD	FR	FF	INTS
Lewis, Ray	142	104	38	2.5	8.5	6	0	0	1
Turner, Eric	112	80	32	0.0	0.0	15	0	0	5
Moore, Stevon	108	78	30	0.0	0.0	5	1	0	1
Croel, Mike	81	56	25	3.0	11.0	1	0	2	1
Caldwell, Mike	76	49	27	4.5	35.5	3	0	1	1
Brady, Donny	66	53	13	0.5	4.5	10	1	0	0
Jones, James	59	37	22	1.0	5.0	3	0	1	0
Langham, Antonio	47	39	8	0.0	0.0	21	0	0	5
Goganious, Keith	47	33	14	0.0	0.0	0	0	0	0
Sutter, Ed	46	25	21	0.0	0.0	2	0	0	0
Williams, Jerrol	43	30	13	3.0	8.0	0	1	2	0
Goad, Tim	42	29	13	3.0	19.0	1	0	0	0
Frederick, Mike	37	23	14	0.0	0.0	1	0	0	0
Pleasant, Anthony	33	28	5	4.0	23.0	1	1	0	0
Footman, Dan	32	22	10	0.5	1.5	1	0	2	0
Adams, Vashone	29	23	6	0.0	0.0	4	0	0	1
Burnett, Rob	29	20	9	3.0	17.0	0	0	1	0
Jenkins, Deron	24	19	5	0.0	0.0	2	1	1	0
Booth, Issac	18	15	3	0.0	0.0	6	0	0	0
Fortune, Elliott	16	11	5	1.0	4.0	0	0	0	0
Thompson, Bennie	15	10	5	3.0	5.0	2	0	0	0
Lyle, Rick	12	7	5	1.0	4.0	0	0	0	0
Brew, Dorian	4	4	0	0.0	0.0	0	0	0	0
Turner, Floyd	0	0	0	0.0	0.0	0	0	1	0
Powell, Craig	0	0	0	0.0	0.0	0	0	0	0

TOP THREE

SOLO		FR		FF		PD	
Lewis, Ray	— 104	Brady, Donny	— 1	Croel, Mike	— 2	Langham, Antonio	— 21
Turner, Eric	— 80	Jenkins, Deron	— 1	Footman, Dan	— 2	Turner, Eric	— 15
Moore, Stevon	— 78	Moore, Stevon	— 1	Williams, Jerrol	— 2	Brady, Donny	— 10
		Pleasant, Anthony	— 1	5 players tied at 1			
		Williams, Jerrol	— 1				

1996 SPECIAL TEAMS STATISTICS

NAME	TT	SOLO	AS	FR	FF	BK
Thompson, Bennie	15	10	5	0	0	0
Gardner, Carwell	13	8	5	0	0	0
Sutter, Ed	11	8	3	1	0	0
Adams, Vashone	11	6	5	0	0	0
Jenkins, Deron	10	7	3	0	2	0
Goganious, Keith	10	6	4	0	0	0
Powell, Craig	8	7	1	0	0	0
Langham, Antonio	7	4	3	0	1	0
Clark, Sedric	6	5	1	0	0	0
Kinchen, Brian	6	3	3	0	0	0
Booth, Issac	5	4	1	0	0	0
Daniels, Dexter	5	3	2	0	0	0
Williams, Jerrol	5	2	3	0	0	0
Byner, Earnest	4	4	0	0	0	0
Dowden, Corey	4	2	2	0	0	0
Brady, Donny	3	3	0	0	0	0
Brew, Dorian	3	2	1	0	0	0
Ethridge, Ray	2	2	0	1	0	0
Lewis, Jermaine	2	2	0	0	0	0
Baldwin, Randy	2	2	0	0	0	0
Hartley, Frank	2	1	1	0	0	0
Stover, Matt	1	1	0	0	0	0
Lewis, Ray	1	1	0	0	0	0
Moore, Stevon	1	0	1	0	0	0

HISTORY

1997 STATISTICS

RESULTS AND ATTENDANCE (6-9-1)

08/31	L	27-28	Jacksonville	61,018
09/07	W	23-10	Cincinnati	52,968
09/14	W	24-23	at New York	69,768
09/21	W	36-10	at Tennessee	17,737
09/28	L	17-21	at San Diego	54,094
10/05	L	34-42	Pittsburgh	64,421
10/12			BYE WEEK	
10/19	L	13-24	Miami	64,354
10/26	W	20-17	at Washington	75,067
11/02	L	16-19	(OT) New York Jets	77,716
11/09	L	0-37	at Pittsburgh	56,669
11/16	T	10-10	(OT) Philadelphia	63,546
11/23	L	13-16	Arizona	53,976
11/30	L	27-29	at Jacksonville	63,712
12/07	W	31-24	Seattle	54,395
12/14	W	21-19	Tennessee	60,558
12/21	L	14-16	at Cincinnati	50,917

SCORING

	R	P	KR	DR	PAT	FG	2R	2P	S	TP
Stover	0	0	0	0	32/32	26/34	0	0	0	110
Alexander	0	9	0	0	0/0	0/0	0	0	0	54
Lewis	0	6	2	0	0/0	0/0	0	0	0	48
Green	0	5	0	0	0/0	0/0	0	0	0	30
Jackson	0	4	0	0	0/0	0/0	0	1	0	26
Morris	4	0	0	0	0/0	0/0	0	0	0	24
Graham	2	0	0	0	0/0	0/0	0	0	0	12
Cotton	1	0	0	0	0/0	0/0	0	0	0	6
Kinchen	0	1	0	0	0/0	0/0	0	0	0	6
Langham	0	0	0	1	0/0	0/0	0	0	0	6
Byner	0	0	0	0	0/0	0/0	0	1	0	2
Stat	0	0	0	0	0/0	0/0	0	0	1	2
RAVENS	7	25	2	1	32/32	26/34	4	81	81	326
Opp.	17	20	1	1	33/35	24/34	1	11	11	345

TEAM STATISTICS RAVENS OPPONENT

TOTAL FIRST DOWNS	292	306
Rushing	99	101
Passing	176	180
Penalty	17	25
3rd Down: Made/Att	82/227	94/233
3rd Down Pct.	36.1	40.3
4th Down: Made/Att	12/21	7/14
4th Down Pct.	57.1	50.0
TOTAL NET YARDS	5291	5363
Avg. Per Game	330.7	335.2
Total Plays	1043	1068
Avg. Per Play	5.1	5.0
NET YARDS RUSHING	1589	1690
Avg. Per Game	99.3	105.6
Total Rushes	420	470
NET YARDS PASSING	3702	3673
Avg. Per Game	231.4	229.6
Sacked/Yards Lost	37/227	42/293
Gross Yards	3929	3966
Att./Completions	586/338	556/332
Completion Pct.	57.7	59.7
Had Intercepted	16	17
KICKOFFS/TB/EZ	76/15/28	79/6/13
PUNTS/AVERAGE	83/42.7	82/44.0
NET PUNTING AVG.	36.6	35.5
PENALTIES/YARDS	101/777	106/822
FUMBLES/BALL LOST	37/17	23/11
TOUCHDOWNS	35	39
Rushing	7	17
Passing	25	20
Returns (K/PR)	2	1
Returns (DEF)	1	1
RUSH - 2 PT M/A	0/1	1/2
PASS - 2 PT M/A	2/2	1/2
AVG. TIME OF POSSESSION	28:27	31:33
TOTAL TIME OF POSSESSION	7:45:34	8:34:24

RUSHING	NO	YDS	AVG	LG	TD
Morris	204	774	3.8	25	4
Byner	84	313	3.7	19	0
Graham	81	299	3.7	19	2
Testaverde	34	138	4.1	16	0
Lewis	3	35	11.7	24	0
Zeier	10	17	1.7	12	0
Montgomery	1	11	11.0	11	0
Cotton	2	2	1.0	1T	1
Alexander	1	0	0.0	0	0
RAVENS	420	1589	3.8	25	7
Opponents	470	1690	3.6	74T	17

SCORE BY PERIODS 1 2 3 4 OT PTS

RAVENS	67	98	58	103	0	326
Opponents	89	92	81	80	3	345

RECEIVING NO YDS AVG LG TD

Jackson	69	918	13.3	54T	4
Alexander	65	1009	15.5	92	9
Green	65	601	9.2	37T	5
Lewis	42	648	15.4	42T	6
Morris	29	176	6.1	15	0
Byner	21	128	6.1	17	0
Yarborough	16	183	11.4	26	0
Graham	12	51	4.3	19	0
Kinchen	11	95	8.6	24T	1
Roe	7	124	17.7	29	0
Testaverde	1	-4	-4.0	-4	0
RAVENS	338	3929	11.6	92	25
Opponents	332	3966	11.9	77	20

INTERCEPTIONS NO YDS AVG LG TD

Moore	4	56	14.0	38	0
Daniel	3	60	20.0	43	0
Langham	3	40	13.3	40T	1
Staten	2	12	6.0	9	0
Brown	1	21	21.0	21	0
Lewis	1	18	18.0	18	0
Jones	1	15	15.0	15	0
Jenkins	1	15	15.0	15	0
Sharper	1	4	4.0	0	0
RAVENS	17	241	14.2	43	1
Opponents	16	118	7.4	42	0

PUNTING NO YDS AVG TB In LG Bk

Montgomery	83	3540	42.7	2	24	60	0
RAVENS	83	3540	42.7	2	24	60	0
Opponents	82	3611	44.0	7	24	63	0

PUNT RETURNS NO FC YDS AVG LG TD

Lewis	28	13	437	15.6	89T	2
Roe	8	0	72	9.0	14	0
Ethridge	5	1	21	4.2	16	0
Alexander	1	0	34	34.0	34	0
RAVENS	42	14	564	13.4	89T	2
Opponents	53	11	460	8.7	60	0

1997 STATISTICS

KICKOFF RETURNS						FIELD GOALS								
NO	YDS	AVG	LG	TD		1-19	20-29	30-39	40-49	50+	TOTALS			
Lewis	41	905	22.1	51	0	Stover	0/0	8/9	12/12	6/11	0/2	26/34		
Roe	9	189	21.0	33	0	RAVENS	0/0	8/9	12/12	6/11	0/2	26/34		
Graham	6	115	19.2	24	0	Opponents	0/0	10/10	6/6	7/16	1/2	24/34		
Brew	5	88	17.6	24	0	Stover:	(33,25); (37,32,41); (37); (38,46WL,42,49,34,36); (47,35,28); (34); (38,23); (48SH,34,28); (41,22,24); (); (23,53WR); (46,34); (); (24,45WR,42WR); (50BL,27BL); (44WR)							
Singleton	4	64	16.0	19	0	Opponents:	(43WL); (46,51WL,43WL,46BL); (41WR,27,41WR); (45,41WR); (49WL); (); (23); (26); (47WR,28,33,31,37); (52,22,39); (33,40WL); (22,27,43); (41,42,31,29,22); (); (25,40); (44)							
Ethridge	2	37	18.5	22	0									
Morris	1	23	23.0	23	0									
Holmes	1	14	14.0	14	0									
McCloud	1	0	0.0	0	0									
Byner	1	0	0.0	0	0									
RAVENS	71	1435	20.2	51	0									
Opponents	59	1323	22.4	97	1									

PASSING	ATT	COMP	YARDS	COMP%	AVG/ATT	TD	TD%	INT	INT%	LG	TKLD/LOST	RATING
Testaverde	470	271	2971	57.7	6.32	18	3.8	15	3.2	54T	20/129	75.9
Zeier	116	67	958	57.8	8.26	7	6.0	1	0.9	92	17/98	101.1
RAVENS	586	338	3929	57.7	6.70	25	4.3	16	2.7	92	37/227	80.9
Opponents	556	332	3966	59.7	7.13	20	3.6	17	3.1	77T	42/293	80.8

SACKS

11.5	— Boulware, Peter
9.0	— McCrary, Michael
6.0	— Jones, James
4.0	— Burnett, Rob; Lewis, Ray
3.0	— Sharper, Jamie
2.0	— Washington, Keith
1.0	— Herring, Kim; Langham, Antonio
0.5	— Brown, Cornell
42.0	— RAVENS
37.0	— Opponents

1997 USUAL STARTING LINEUPS

HEAD COACH TED MARCHIBRODA

OFFENSE

WR1	81	Michael Jackson
WR2	82	Derrick Alexander
LT	75	Jonathan Ogden
LG	65	Ben Caval
	62	Leo Goears
C	63	Wally Williams
	67	Quentin Neujahr
RG	69	Jeff Blackshear
RT	77	Orlando Brown
TE	86	Eric Green
QB	12	Vinny Testaverde
WR3	84	Jermaine Lewis
RB	33	Bam Morris

DEFENSE

LDE	90	Rob Burnett
LDT	97	James Jones
RDT	98	Tony Siragusa
RDE	99	Michael McCrary
LLB	58	Peter Boulware
MLB	52	Ray Lewis
RLB	55	Jamie Sharper
LCB	38	Antonio Langham
RCB	25	DeRon Jenkins
	30	Eugene Daniel
SS	27	Stevon Moore
FS	31	Rondell Jones/
	20	Kim Herring

RAVENS HONOR ROLL

Pro Bowl: OT Jonathan Ogden (starter), Ray Lewis (1st alternate, played in game)
All Pro: OT Jonathan Ogden (S.I., T.S.N., P.F.W., C.P.F.W., F.D.), LB Ray Lewis (S.I., C.P.F.W.)
NFL Defensive Rookie of the Year: LB Peter Boulware
Ravens Roost Unsung Hero: S Stevon Moore
Ravens Roost Extra Effort Award: S Bennie Thompson
Ed Block Courage Award: OL Wally Williams

1997 DEFENSIVE STATISTICS

FROM COACHES VIDEO

NAME	TT	SOLO	AS	SACKS	YDS	PD	FR	FF	INTS
Lewis, Ray	210	163	47	4.0	27.0	9	0	1	1
Moore, Stevon	86	63	23	0.0	0.0	9	0	2	4
McCrary, Michael	80	59	21	9.0	70.5	2	2	0	0
Sharper, Jamie	79	57	22	3.0	24.0	3	0	1	1
Jones, James	75	50	25	6.0	44.0	1	1	3	0
Boulware, Peter	66	42	24	11.5	70.5	0	0	1	0
Burnett, Rob	59	40	19	4.0	36.0	1	1	1	0
Langham, Antonio	51	41	10	1.0	0.0	14	0	1	3
Herring, Kim	51	34	17	1.0	4.0	1	0	1	0
Jenkins, DeRon	44	40	4	0.0	0.0	7	1	0	1
Siragusa, Tony	44	30	14	0.0	0.0	2	1	0	0
Jones, Rondell	40	32	8	0.0	0.0	4	1	0	1
Webster, Larry	34	25	9	0.0	0.0	0	0	0	0
Brady, Donny	33	29	4	0.0	0.0	7	1	0	0
Staten, Ralph	30	22	8	0.0	0.0	6	0	0	2
Washington, Keith	24	17	7	2.0	16.0	1	0	1	0
Brown, Cornell	17	12	5	0.5	1.0	2	0	2	1
Daniel, Eugene	17	9	8	0.0	0.0	7	0	0	3
Frederick, Mike	10	8	2	0.0	0.0	1	1	0	0
McCloud, Tyrus	9	5	4	0.0	0.0	1	0	0	0
Ward, Chris	3	3	0	0.0	0.0	0	0	0	0
Thompson, Bennie	3	3	0	0.0	0.0	1	0	0	0
Brew, Dorian	3	2	1	0.0	0.0	0	0	0	0
Williams, John	2	2	0	0.0	0.0	2	0	0	0
Taylor, Leland	1	0	1	0.0	0.0	0	0	0	0

TOP THREE

SOLO	FR	FF	PD
Lewis, Ray — 163	McCrary, Michael — 2	Jones, James — 3	Langham, Antonio — 14
Moore, Stevon — 63	7 players tied at 1	Brown, Cornell — 2	Lewis, Ray — 9
McCrary, Michael — 59		Moore, Stevon — 2	Moore, Stevon — 9

1997 SPECIAL TEAMS STATISTICS

NAME	TT	SOLO	AS	FR	FF	BK
Brady, Donny	19	17	2	0	0	0
Thompson, Bennie	18	18	0	2	1	0
Herring, Kim	10	9	1	1	0	0
Vinson, Tony	9	9	0	0	0	0
McCloud, Tyrus	9	7	2	1	0	0
Brown, Cornell	8	8	0	0	0	0
Williams, John	7	7	0	0	0	0
Washington, Keith	5	5	0	0	0	0
Jenkins, DeRon	5	4	1	0	0	0
Kinchen, Brian	4	3	1	0	1	0
Moore, Stevon	3	3	0	0	0	0
Byner, Earnest	2	2	0	2	0	0
Graham, Jay	2	2	0	1	0	0
Sharper, Jamie	2	2	0	0	0	0
Langham, Antonio	2	2	0	0	0	0
Holmes, Priest	2	2	0	0	0	0
Jones, Rondell	2	1	1	0	0	1
Brew, Dorian	1	1	0	0	0	0
Peters, Tyrell	1	1	0	0	0	0
Montgomery, Greg	1	1	0	0	0	0
Ethridge, Ray	1	1	0	0	0	0
Stover, Matt	1	1	0	0	0	0
Cotton, Kenyon	1	0	1	0	0	0
Staten, Ralph	1	0	1	0	0	0
Ofodile, A.J.	1	0	1	0	0	0
Burnett, Rob	0	0	0	0	0	0

1998 STATISTICS

RESULTS AND ATTENDANCE (6-10)

09/06	L	13-20	Pittsburgh	68,847
09/13	W	24-10	at New York Jets	70,063
09/20	L	10-24	at Jacksonville	67,069
09/27	W	31-24	Cincinnati	68,154
10/04			BYE WEEK	
10/11	L	8-12	Tennessee	68,561
10/18	L	6-16	at Pittsburgh	58,620
10/25	L	10-28	at Green Bay	59,860
11/01	L	19-45	Jacksonville	68,915
11/08	W	13-10	Oakland	69,037
11/15	L	13-14	at San Diego	54,388
11/22	W	20-13	at Cincinnati	52,571
11/29	W	38-31	Indianapolis	68,898
12/06	L	14-16	at Tennessee	31,124
12/13	L	28-38	Minnesota	69,074
12/20	L	3-24	at Chicago	40,853
12/27	W	19-10	Detroit	68,045

SCORING

	R	P	KR	DR	PAT	FG	2R	2P	S	TP
Stover	0	0	0	0	24/24	21/28	0	0	0	87
Lewis	0	6	2	0	0/0	0/0	0	0	0	48
Holmes	7	0	0	0	0/0	0/0	0	0	0	42
Turner	0	5	0	0	0/0	0/0	0	2	0	34
Johnson	0	1	1	0	0/0	0/0	0	0	0	12
Potts	0	2	0	0	0/0	0/0	0	0	0	12
Woodson	0	0	0	2	0/0	0/0	0	0	0	12
Green	0	1	0	0	0/0	0/0	0	0	0	6
Harris	0	0	1	0	0/0	0/0	0	0	0	6
Roe	0	1	0	0	0/0	0/0	0	0	0	6
Burnett	0	0	0	0	0/0	0/0	0	0	1	2
Stat	0	0	0	0	0/0	0/0	0	0	1	2
RAVENS	7	16	4	2	24/24	21/28	4	10	2	269
Opponents	12	20	3	2	35/35	26/30	0	0	0	335

TEAM STATISTICS

	RAVENS	OPPONENT
TOTAL FIRST DOWNS	243	298
Rushing	86	90
Passing	140	180
Penalty	17	28
3rd Down: Made/Att	64/207	93/237
3rd Down Pct.	30.9	39.2
4th Down: Made/Att	6/15	4/11
4th Down Pct.	40.0	36.4
TOTAL NET YARDS	4498	5297
Avg. Per Game	281.1	331.1
Total Plays	926	1050
Avg. Per Play	4.9	5.0
NET YARDS RUSHING	1629	1705
Avg. Per Game	101.8	106.6
Total Rushes	408	472
NET YARDS PASSING	2869	3592
Avg. Per Game	179.3	224.5
Sacked/Yards Lost	41/283	39/286
Gross Yards	3152	3878
Att./Completions	477/272	539/316
Completion Pct.	57.0	58.6
Had Intercepted	15	17
KICKOFFS/TB/EZ	65/5/11	81/11/21
PUNTS/AVERAGE	92/42.9	86/42.5
NET PUNTING AVG.	38.3	33.6
PENALTIES/YARDS	113/908	123/1013
FUMBLES/BALL LOST	31/15	17/6
TOUCHDOWNS	29	37
Rushing	7	12
Passing	16	20
Returns (K/PR)	4	3
Returns (DEF)	2	2
RUSH - 2 PT M/A	0/1	0/1
PASS - 2 PT M/A	2/4	0/1
AVG. TIME OF POSSESSION	28:04	31:56
TOTAL TIME OF POSSESSION	7:29:01	8:30:59

SCORE BY PERIODS

	1	2	3	4	OT	PTS
RAVENS	79	63	41	86	0	269
Opponents	96	104	85	50	0	335

RECEIVING

	NO	YDS	AVG	LG	TD
Holmes	43	260	6.0	25	0
Lewis	41	784	19.1	73T	6
Jackson	38	477	12.6	53	0
Green	34	422	12.4	56	1
Turner	32	512	16.0	66T	5
Potts	30	168	5.6	18	2
Kinchen	13	110	8.5	24	0
Johnson	12	159	13.3	35	1
Rhett	11	65	5.9	16	0
Roe	8	115	14.4	27	1
Graham	5	41	8.2	14	0
Yarborough	4	39	9.8	18	0
Atkins	1	0	0.0	0	0
RAVENS	272	3152	11.6	73T	16
Opponents	316	3878	12.3	78T	20

INTERCEPTIONS

	NO	YDS	AVG	LG	TD
Woodson	6	108	18.0	60T	2
Starks	5	3	0.6	2	0
Staten	3	25	8.3	14	0
Lewis	2	25	12.5	26	0
Jenkins	1	0	0.0	0	0
RAVENS	17	161	9.5	60T	2
Opponents	15	148	9.9	43	0

PUNTING

	NO	YDS	AVG	TB	In20	LG	BLK
Richardson	90	3948	43.9	7	25	67	0
Team	2	0	0.0	0	0	0	2
RAVENS	92	3948	42.9	7	25	67	2
Opponents	86	3653	42.5	11	21	69	0

PUNT RETURNS

	NO	FC	YDS	AVG	LG	TD
Lewis	32	10	405	12.7	87T	2
Roe	9	2	87	9.7	19	0
Thompson	1	0	43	43.0	43	0
Johnson	1	0	6	6.0	6	0
RAVENS	43	12	541	12.6	87T	2
Opponents	40	24	284	7.1	71T	1

	NO	YDS	AVG	LG	TD
RUSHING					
Holmes	233	1008	4.3	56	7
Rhett	44	180	4.1	46	0
Harbaugh	40	172	4.3	15	0
Potts	36	115	3.2	33	0
Graham	35	109	3.1	12	0
Lewis	5	20	4.0	9	0
Zeier	11	17	1.5	7	0
Cotton	2	8	4.0	7	0
Mitchell	1	0	0.0	0	0
Richardson, W.	1	0	0.0	0	0
Richardson, K.	1	0	0.0	0	0
RAVENS	408	1629	4.0	56	7
Opponents	472	1705	3.6	68T	12

1998 STATISTICS

KICKOFF RETURNS	NO	YDS	AVG	LG	TD
Harris	35	965	27.6	95T	1
Johnson	16	399	24.9	97T	1
Lewis	6	145	24.2	37	0
Graham	3	52	17.3	22	0
Roe	2	40	20.0	27	0
Cotton	2	33	16.5	18	0
Kinchen	2	33	16.5	21	0
Holmes	2	30	15.0	19	0
Potts	1	3	3.0	3	0
RAVENS	69	1700	24.6	97T	2
Opponents	57	1168	20.5	97T	2

FIELD GOALS

	1-19	20-29	30-39	40-49	50+	TOT.
Stover	0/0	6/6	5/5	10/17	0/0	21/28
RAVENS	0/0	6/6	5/5	10/17	0/0	21/28
Opp.	0/0	8/9	6/6	11/12	1/3	26/30

Stover: (41,42WR,42WL,45WL,25); (29,44WR); (25); (46); (21,45); (41,40); (38,45WL); (); (41WL,30,30); (42,42); (34,23); (43,48,47); (); (); (45BL,27); (30)

Opponents: (27,49); (60SH,20); (34,25BL); (48); (26,42WL,29); (41,42,40); (); (33); (23); (); (40,34); (53,52BL); (48,48,34); (43,31,45,24,46,20); (20); (39)

PASSING	ATT	COMP	YARDS	COMP%	AVG/ATT	TD	TD%	INT	INT%	LG	TKLD/LOST	RATING
Harbaugh	293	164	1839	56.0	6.28	12	4.1	11	3.8	66T	23/145	72.9
Zeier	181	107	1312	59.1	7.25	4	2.2	3	1.7	73T	18/138	82.0
Richardson	2	1	1	50.0	0.50	0	0.0	0	0.0	1	0/0	56.3
Holmes	1	0	0	0.0	0.00	0	0.0	1	100.0		0/0	0.0
RAVENS	477	272	3152	57.0	6.61	16	3.4	15	3.1	73T	41/283	75.2
Opponents	539	316	3878	58.6	7.19	20	3.7	17	3.2	78T	39/286	80.1

SACKS

14.5	— McCrary, Michael
8.5	— Boulware, Peter
5.5	— Jones, James
3.0	— Lewis, Ray
2.5	— Burnett, Rob
1.0	— Staten, Ralph; Harris, Corey; Sharper, Jamie
1.0	— Brady, Donny; Washington, Keith
39.0	— RAVENS
41.0	— Opponents

1998 USUAL STARTING LINEUPS

HEAD COACH TED MARCHIBRODA

OFFENSE

WR1	81	Michael Jackson
WR2	84	Jermaine Lewis
LT	75	Jonathan Ogden
LG	63	Wally Williams/65 Ben Cavit
C	60	Jeff Mitchell/63 Wally Williams
RG	69	Jeff Blackshear
RT	77	Orlando Brown
TE	86	Eric Green
QB	4	Jim Harbaugh
RB	33	Priest Holmes
FB	42	Roosevelt Potts

DEFENSE

LDE	90	Rob Burnett
LDT	97	James Jones
RDT	98	Tony Siragusa
RDE	99	Michael McCrary
LLB	58	Peter Boulware
MLB	52	Ray Lewis
RLB	55	Jamie Sharper
LCB	26	Rod Woodson
RCB	25	DeRon Jenkins/ 22 Duane Starks
SS	27	Stevon Moore
FS	20	Kim Herring/45 Corey Harris

RAVENS HONOR ROLL

Pro Bowl: OT Jonathan Ogden (starter). DE Michael McCrary (starter); LB Ray Lewis (2nd team); WR/PR Jermaine Lewis (selected as returner); S Bennie Thompson (selected as special teams specialist); LB Peter Boulware (needs player)

All Pro: WR Jermaine Lewis (AP, T.S.N.); LB Ray Lewis (S.I., T.S.N., USA, AP 2nd team); DE Michael McCrary (S.I., T.S.N.), OT Jonathan Ogden (S.I., CPFW, AP- 2nd team); S Bennie Thompson (PFW- special teams)

Quarterback Club MVP: WR/RS Jermaine Lewis

Ravens Roost Unsung Hero: OG Jeff Blackshear

Ravens Roost Extra Effort Award: DE Michael McCrary

Ed Block Courage Award: S Stevon Moore

1998 DEFENSIVE STATISTICS

FROM COACHES VIDEO

NAME	TT	SOLO	AS	SACKS	YDS	PD	FR	FF	INTS
Lewis, Ray	154	119	35	3.0	14.0	10	0	1	2
McCrary, Michael	102	68	34	14.5	124.0	1	0	1	0
Moore, Stevon	96	70	26	0.0	0.0	5	0	0	0
Woodson, Rod	84	74	10	0.0	0.0	23	0	0	6
Sharper, Jamie	84	49	35	1.0	14.0	3	0	0	0
Boulware, Peter	83	41	42	8.5	49.5	6	1	0	0
Jones, James	75	43	32	5.5	41.0	1	1	1	0
Burnett, Rob	70	46	24	2.5	24.5	0	1	0	0
Siragusa, Tony	68	40	28	0.0	0.0	2	1	1	0
Harris, Corey	54	43	11	1.0	8.0	1	0	1	0
Starks, Duane	50	43	7	0.0	0.0	19	0	2	5
Jenkins, DeRon	42	38	4	0.0	0.0	17	0	0	1
Staten, Ralph	35	27	8	1.0	3.0	8	0	0	3
McCloud, Tyrus	26	20	6	0.0	0.0	1	0	0	0
Herring, Kim	23	18	5	0.0	0.0	1	0	0	0
Washington, Keith	15	12	3	1.0	7.0	1	0	0	0
Webster, Larry	15	9	6	0.0	0.0	0	0	0	0
Olsavsky, Jerry	13	9	4	0.0	0.0	0	0	1	0
Brown, Cornell	10	6	4	0.0	0.0	0	0	0	0
Brady, Donny	4	3	1	1.0	8.0	0	0	0	0
Dalton, Lionel	4	2	2	0.0	0.0	0	0	1	0
Frederick, Mike	2	2	0	0.0	0.0	0	0	0	0
Peters, Tyrell	1	0	1	0.0	0.0	0	0	0	0
Williams, John	0	0	0	0.0	0.0	1	0	0	0

TOP THREE

SOLO	FR	FF	PD
Lewis, Ray — 119	Boulware, Peter — 1	Starks, Duane — 2	Woodson, Rod — 23
Woodson, Rod — 74	Burnett, Rob — 1	7 players tied at 1	Starks, Duane — 19
Moore, Stevon — 70	Jones, James — 1		Jenkins, DeRon — 17
	Siragusa, Tony — 1		

1998 SPECIAL TEAMS STATISTICS

NAME	TT	SOLO	AS	FR	FF	BK
Thompson, Bennie	22	15	7	0	0	0
Williams, John	20	15	5	1	0	0
Brady, Donny	14	9	5	0	0	0
Brown, Cornell	11	9	2	0	1	0
Olsavsky, Jerry	8	4	4	0	0	0
Kopp, Jeff	7	5	2	0	0	0
Peters, Tyrell	7	4	3	0	0	0
Starks, Duane	6	6	0	0	0	0
Harris, Corey	6	5	1	0	1	0
Washington, Keith	6	5	1	0	0	0
Kinchen, Brian	6	3	3	0	0	0
Holmes, Priest	5	2	3	0	0	0
Herring, Kim	3	2	1	0	0	0
Staten, Ralph	3	2	1	0	0	0
Stover, Matt	2	2	0	0	0	0
Sharper, Jamie	1	1	0	0	0	0
McCloud, Tyrus	1	1	0	0	0	0
LeBel, Harper	1	1	0	0	0	0
Richardson, Kyle	1	1	0	0	0	0
Yarborough, Ryan	1	1	0	0	0	0
Rhett, Errict	1	1	0	0	0	0
Cotton, Kenyon	1	0	1	0	0	0
Woodson, Rod	0	0	0	0	0	2

1999 STATISTICS

RESULTS AND ATTENDANCE (8-8)

09/12	L	10-27	at St. Louis	62,100
09/19	L	20-23	Pittsburgh	68,965
09/26	W	17-10	Cleveland	68,803
10/03	W	19-13 OT	at Atlanta	50,712
10/10	L	11-14	at Tennessee	65,486
10/17			BYE WEEK	
10/21	L	8-35	Kansas City	68,771
10/31	L	10-13	Buffalo	68,673
11/07	W	41-9	at Cleveland	72,898
11/14	L	3-6	at Jacksonville	67,391
11/21	W	34-31	at Cincinnati	43,279
11/28	L	23-30	Jacksonville	68,428
12/05	W	41-14	Tennessee	67,854
12/12	W	31-24	at Pittsburgh	46,715
12/19	W	31-8	New Orleans	67,597
12/26	W	22-0	Cincinnati	68,036
01/02	L	3-20	at New England	50,263

SCORE BY PERIODS	1	2	3	4	OT	PTS
RAVENS.....	64	84	85	85	6	324
Opponents.....	47	71	51	108	0	277

RUSHING	NO	YDS	AVG	LG	TD
Rhett	236	852	3.6	52t	5
Holmes	89	506	5.7	72	1
Case	36	141	3.9	28	3
Evans	38	134	3.5	12	0
Banks	24	93	3.9	12	0
Johnson	1	12	12.0	12	0
J. Lewis	5	11	2.2	4	0
Ismail	1	4	4.0	4	0
S. Mitchell	1	1	1.0	1	0
RAVENS	431	1754	4.1	72	9
Opponents	392	1231	3.1	31	6

TEAM STATISTICS RAVENS OPPONENT

TOTAL FIRST DOWNS	259	260
Rushing	87	70
Passing	148	158
Penalty	24	32
3rd Down: Made/Att	65/229	86/252
3rd Down Pct.	28.4	34.1
4th Down: Made/Att	3/11	7/15
4th Down Pct.	27.3	46.7
POSSESSION AVG.	29.24	30.36
TOTAL NET YARDS	4778	4222
Avg. Per Game	298.6	263.9
Total Plays	1033	1040
Avg. Per Play	4.6	4.1
NET YARDS RUSHING	1754	1231
Avg. Per Game	109.6	76.9
Total Rushes	431	392
NET YARDS PASSING	3024	2991
Avg. Per Game	189.0	186.9
Sacked/Yards Lost	56/336	49/291
Gross Yards	3360	3282
Att./Completions	546/270	599/328
Completion Pct.	49.5	54.8
Had Intercepted	20	21
PUNTS/AVERAGE	104/41.9	115/42.2
NET PUNTING AVG.	104/35.5	115/36.9
PENALTIES/YARDS	125/1010	122/1118
FUMBLES/BALL LOST	24/11	25/10
TOUCHDOWNS	34	31
Rushing	9	6
Passing	21	20
Returns	4	5

RECEIVING	NO	YDS	AVG	LG	TD
Ismail	68	1105	16.3	76t	6
Armour	37	538	14.5	54t	4
Evans	32	235	7.3	27	1
Johnson	29	526	18.1	76t	3
J. Lewis	25	281	11.2	46	2
Rhett	24	169	7.0	20t	2
Holmes	13	104	8.0	34t	1
DeLong	13	52	4.0	9	1
Pierce	11	102	9.3	26	0
Davis	6	121	20.2	73	0
Collins LG	4	62	15.5	28	0
Collins TM	4	62	15.5	28	0
Ofodile	4	25	6.3	9	0
Purnell	2	10	5.0	5	0
Stokley	1	28	28.0	28t	1
Ayanbadejo LG	1	2	2.0	2	0
Ayanbadejo TM	1	2	2.0	2	0
RAVENS	270	3360	12.4	76t	21
Opponents	328	3282	10.0	61	20

INTERCEPTIONS	NO	YDS	AVG	LG	TD
Woodson	7	195	27.9	66t	2
Starks	5	59	11.8	43t	1
McAlister	5	28	5.6	21	0
R. Lewis	3	97	32.3	60	0
Harris	1	24	24.0	24t	1
RAVENS	21	403	19.2	66t	4
Opponents	20	220	11.0	56t	3

SCORING

	TD	RU	PA	RT	K/PAT	FG	S	PTS
Stover	0	0	0	0	32/32	28/33	0	116
Rhett	7	5	2	0			0	42
Ismail	6	0	6	0			0	36
Armour	4	0	4	0			0	24
Case	3	3	0	0			0	18
Johnson	3	0	3	0			0	18
Holmes	2	1	1	0			0	12
J. Lewis	2	0	2	0			0	12
Woodson	2	0	0	2			0	12
Evans	1	0	1	0			0	8
DeLong	1	0	1	0			0	6
Harris	1	0	0	1			0	6
Starks	1	0	0	1			0	6
Stokley	1	0	1	0			0	6
R. Lewis	0	0	0	0			1	2
RAVENS	34	9	21	4	32/32	28/33	1	324
Opponents	31	6	20	5	26/27	19/25	0	277

PUNTING	NO	YDS	AVG	Net	TB	In	LG	Blk
Richardson	103	4355	42.3	35.5	10	39	63	1
Team	1	0	0	0	0	0	0	0
RAVENS	104	4355	41.9	35.5	10	39	63	1
Opponents	115	4854	42.2	36.9	8	24	59	0

PUNT RETURNS	Ret	FC	YDS	AVG	LG	TD
J. Lewis	57	18	452	7.9	33	0
Woodson	2	2	0	0.0	7	0
RAVENS	59	20	452	7.7	33	0
Opponents	43	28	468	10.9	86t	1

1999 STATISTICS

KICKOFF RETURNS	NO	YDS	AVG	LG	TD
Harris	38	843	22.2	66	0
J. Lewis	8	158	19.8	25	0
Ismail	4	55	13.8	19	0
DeLong	1	11	11.0	11	0
McAlister	1	12	12.0	12	0
Pierce	1	7	7.0	7	0
Washington	1	12	12.0	12	0
RAVENS	54	1098	20.3	66	0
Opponents	70	1479	21.1	54	0

FIELD GOALS	1-19	20-29	30-39	40-49	50+
Stover	4/4	9/9	6/8	7/7	2/5
RAVENS	4/4	9/9	6/8	7/7	2/5
Opponents	1/1	6/7	7/9	3/6	2/2
Stover:	(54N,25G,54N)(45G,28G)(44G)(38N,38G,26G)(44G,46G,50G)(37N)(37G,51B)(28G,44G)(23G)(25G,50G)(46G,31G,33G)(21G,27G)(19G)(36G)(24G,48G,19G,30G,19G)(19G)				
Opponents:	(36G,51G)(32G,28G,36G)(49G)(33N,41G,35G)(42N)(25G,40G)(25G)(28G,28G,41N)(39B,19G)(39G,33G)(31G,46N)(20B)(25G,51G)				

PASSING	ATT	COMP	YARDS	COMP%	YDS/ATT	TD	TD%	INT	INT%	LG	SACK/LOST	RATING
Banks	320	169	2136	52.8	6.68	17	5.3	8	2.5	76t	33/190	81.2
Case	170	77	988	45.3	5.81	3	1.8	8	4.7	54t	17/116	50.3
S. Mitchell	56	24	236	42.9	4.21	1	1.8	4	7.1	28t	6/30	31.5
RAVENS	546	270	3360	49.5	6.15	21	3.8	20	3.7	76t	56/336	66.5
Opponents	599	328	3282	54.8	5.48	20	3.3	21	3.5	61	49/291	67.1

2-PT. CONVERSIONS: Evans, RAVENS 1-1, Opponents 4-4

SACKS: McCrary 11.5, Boulware 10.0, Burnett 6.5, Sharper 4.0, R. Lewis 3.5, Siragusa 3.5, Smith 2.0, Webster 2.0, Brown 1.0, Dalton 1.0, Harris 1.0, Jenkins 1.0, Trapp 1.0, Washington 1.0. **RAVENS 49.0, Opponents 56.0**

1999 USUAL STARTING LINEUPS

HEAD COACH BRIAN BILLICK

OFFENSE

WR1	87	Qadry Ismail
WR2	88	Justin Armour/84 Jermaine Lewis
LT	75	Jonathan Ogden
LG	61	Everett Lindsay/64 Edwin Mulitalo
C	60	Jeff Mitchell
RG	69	Jeff Blackshear
RT	70	Harry Swayne/61 Everett Lindsay
TE	81	Aaron Pierce/85 Greg DeLong
QB	12	Tony Banks/10 Stoney Case
RB	32	Erriett Rhett
FB	29	Charles Evans

DEFENSE

LDE	90	Rob Burnett
LDT	79	Larry Webster
RDT	98	Tony Siragusa
RDE	99	Michael McCrary
LLB	58	Peter Boulware
MLB	52	Ray Lewis
RLB	55	Jamie Sharper
LCB	21	Chris McAlister
RCB	25	DeRon Jenkins/22 Duane Starks
SS	20	Kim Herring
FS	26	Rod Woodson

RAVENS HONOR ROLL

Pro Bowl: LB Peter Boulware (starter); LB Ray Lewis (starter); OT Jonathan Ogden (starter), DE Michael McCrary (second-team); S Rod Woodson (second-team)

All Pro: LB Ray Lewis (AP 1st team, S.I., PFW, T.S.N., FN, FD, USA.); LB Peter Boulware (AP-2nd Team, PFW - AFC, FN- AFC), OT Jonathan Ogden (FD, PFW - AFC; AP- 2nd team); S Rod Woodson (CPFW, FD - 2nd Team)

NFL Alumni Linebacker of the Year: LB Ray Lewis

Ravens Roost Unsung Hero: DL Larry Webster

Quarterback Club MVP: LB Ray Lewis

Ravens Nest Lineman of the Year: DE Rob Burnett

Ravens Roost Extra Effort Award: FB Charles Evans

Ed Block Courage Award: LB Peter Boulware

1999 DEFENSIVE STATISTICS

FROM COACHES VIDEO

NAME	TT	SOLO	AS	SACKS	YDS	PD	FR	FF	INTS
Lewis, Ray	198	131	67	3.5	20.5	8	0	1	3
Sharper, Jamie	122	85	37	4.0	19.0	4	0	0	0
McCrary, Michael	92	49	43	11.5	75.5	3	1	1	0
Woodson, Rod	81	64	17	0.0	0.0	18	1	0	7
Burnett, Rob	81	49	32	6.5	33.5	7	0	2	0
Siragusa, Tony	68	44	24	3.5	19.5	2	1	0	0
Jenkins, DeRon	66	54	12	1.0	9.0	13	0	2	0
Herring, Kim	65	51	14	0.0	0.0	8	1	0	0
McAlister, Chris	58	50	8	0.0	0.0	27	0	0	5
Webster, Larry	44	32	12	2.0	6.0	0	0	0	0
Boulware, Peter	42	29	13	10.0	64.0	2	0	3	0
Starks, Duane	41	34	7	0.0	0.0	23	0	0	5
Harris, Corey	38	33	5	1.0	8.0	4	0	1	1
Smith, Fernando	37	16	21	2.0	15.0	2	3	0	0
Brown, Cornell	32	20	12	1.0	0.0	1	0	0	0
Dalton, Lionel	32	16	16	1.0	2.0	0	0	1	0
Washington, Keith	26	11	15	1.0	12.0	0	0	1	0
Jackson, Brad	2	2	0	0.0	0.0	2	0	0	0
Trapp, James	2	1	1	1.0	7.0	1	0	0	0
Moore, Stevon	2	1	1	0.0	0.0	0	0	0	0
Chase, Martin	2	0	2	0.0	0.0	0	0	0	0
Peters, Tyrell	1	1	0	0.0	0.0	0	0	0	0

TOP THREE

SOLO		FR		FF		PD	
Lewis, Ray	— 131	Smith, Fernando	— 3	Boulware, Peter	— 3	McAlister, Chris	— 27
Sharper, Jamie	— 85	Herring, Kim	— 1	Burnett, Rob	— 2	Starks, Duane	— 23
Woodson, Rod	— 64	McCrary, Michael	— 1	Jenkins, DeRon	— 2	Woodson, Rod	— 18
		Siragusa, Tony	— 1				
		Woodson, Rod	— 1				

1999 SPECIAL TEAMS STATISTICS

NAME	TT	SOLO	AS	FR	FF	BK
Thompson, Bennie	24	11	13	0	1	0
Davis, Billy	21	14	7	1	0	0
Ayanbadejo, Obafemi	19	12	7	0	0	0
Brown, Cornell	15	13	2	0	0	0
Trapp, James	14	13	1	0	0	0
Jackson, Brad	13	7	6	1	0	0
Harris, Corey	12	9	3	0	1	0
Sharper, Jamie	10	8	2	0	1	0
Peters, Tyrell	10	7	3	0	0	0
Herring, Kim	8	7	1	1	0	0
Armour, Justin	8	5	3	0	0	0
Jenkins, De Ron	6	5	1	0	0	0
Moore, Stevon	3	3	0	0	0	0
Stover, Matt	3	3	0	0	0	0
Wainright, Frank	3	3	0	0	0	0
Richardson, Kyle	1	1	0	0	0	0
Woodson, Rod	1	1	0	0	0	0
Burnett, Rob	0	0	0	0	0	0
Washington, Keith	0	0	0	0	0	2

2000 STATISTICS

RESULTS AND ATTENDANCE

WON 12, LOST 4 - <i>WILD CARD</i>			
09/03	W	16-0	at Pittsburgh 55,049
09/10	W	39-36	Jacksonville 68,843
09/17	L	6-19	at Miami 73,464
09/24	W	37-0	Cincinnati 68,481
10/01	W	12-0	at Cleveland 73,018
10/08	W	15-10	at Jacksonville 65,194
10/15	L	3-10	at Washington 83,252
10/22	L	6-14	Tennessee 69,200
10/29	L	6-9	Pittsburgh 69,405
11/05	W	27-7	at Cincinnati 54,759
11/12	W	24-23	at Tennessee 68,490
11/19	W	27-0	Dallas 69,416
11/26	W	44-7	Cleveland 68,361
12/2			BYE WEEK
12/10	W	24-3	San Diego 68,805
12/17	W	13-7	at Arizona 37,452
12/24	W	34-20	New York Jets 69,184

TEAM STATISTICS RAVENS OPPONENT

TOTAL FIRST DOWNS	288	216
Rushing	116	59
Passing	156	135
Penalty	16	22
3rd Down: Made/Att	95/236	72/211
3rd Down Pct.	40.3	34.1
4th Down: Made/Att	1/6	4/19
4th Down Pct.	16.7	21.1
POSSESSION AVG.	33:19	26:41
TOTAL NET YARDS	5014	3967
Avg. Per Game	313.4	247.9
Total Plays	1058	924
Avg. Per Play	4.7	4.3
NET YARDS RUSHING	2199	970
Avg. Per Game	137.4	60.6
Total Rushes	511	361
NET YARDS PASSING	2815	2997
Avg. Per Game	175.9	187.3
Sacked/Yards Lost	43/287	35/178
Gross Yards	3102	3175
Att./Completions	504/287	528/295
Completion Pct.	56.9	55.9
Had Intercepted	19	23
PUNTS/AVERAGE	86/40.2	87/44.5
NET PUNTING AVG.	86/33.9	87/33.1
PENALTIES/YARDS	95/730	84/535
FUMBLES/BALL LOST	26/7	45/26
TOUCHDOWNS		
Rushing	32	18
Passing	9	5
Returns	20	11
Returns	3	2

SCORING

	TD	RU	PA	RT	K/PAT	FG	S	PTS
Stover	0	0	0	0	30/30	35/39	0	135
Ja. Lewis	6	6	0	0			0	38
Ismail	5	0	5	0			0	30
Sharpe	5	0	5	0			0	30
Je. Lewis	3	0	1	2			0	18
Taylor	3	0	3	0			0	18
Ayanbadejo	2	1	1	0			0	12
Holmes	2	2	0	0			0	12
Johnson	2	0	2	0			0	12
Stokley	2	0	2	0			0	12
Gash	1	0	1	0			0	6
McAlister	1	0	0	1			0	6
Coates	0	0	0	0			0	2
McCrary	0	0	0	0			1	2
RAVENS	32	9	20	3	30/30	35/39	1	333
Opponents	18	5	11	2	15/18	14/19	0	165

SCORE BY PERIODS 1 2 3 4 OT PTS

RAVENS	62	134	67	70	0	333
Opponents	44	36	43	42	0	165

RUSHING NO YDS AVG LG TD

Ja. Lewis	309	1364	4.4	45	6
Holmes	137	588	4.3	21	2
Dilfer	20	75	3.8	19	0
Banks	19	57	3.0	10	0
Je. Lewis	3	38	12.7	23	0
Ayanbadejo	15	37	2.5	8	1
Johnson	2	21	10.5	19	0
Taylor	2	11	5.5	12	0
Stokley	1	6	6.0	6	0
Gash	2	2	1.0	1	0
Redman	1	0	0.0	0	0
RAVENS	511	2199	4.3	45	9
Opponents	361	970	2.7	33	5

RECEIVING NO YDS AVG LG TD

Sharpe	67	810	12.1	59	5
Ismail	49	655	13.4	53	5
Holmes	32	221	6.9	27	0
Taylor	28	276	9.9	40	3
Ja. Lewis	27	296	11.0	45	0
Ayanbadejo	23	168	7.3	26	1
Je. Lewis	19	161	8.5	26	1
Johnson	12	156	13.0	46	2
Stokley	11	184	16.7	32	2
Coates	9	84	9.3	28	0
Gash	6	30	5.0	9	1
B. Davis	3	62	20.7	28	0
Dilfer	1	-1	-1.0	-1	0
RAVENS	287	3102	10.8	59	20
Opponents	295	3175	10.8	67	11

INTERCEPTIONS NO YDS AVG LG TD

Starks	6	125	20.8	64	0
McAlister	4	165	41.3	98	1
Woodson	4	20	5.0	18	0
Herring	3	74	24.7	30	0
Harris	2	44	22.0	42	0
R. Lewis	2	1	0.5	1	0
Sharper	1	45	45.0	45	0
Burnett	1	3	3.0	3	0
RAVENS	23	477	20.7	98	1
Opponents	19	234	12.3	87	2

PUNTING NO YDS AVG Net TB In LG/Bk

Richardson	86	3457	40.2	33.9	8	35	55	0
RAVENS	86	3457	40.2	33.9	8	35	55	0
Opponents	87	3872	44.5	33.1	14	17	67	0

PUNT RETURNS Ret FC YDS AVG LG TD

Je. Lewis	36	9	578	16.1	89	2
Starks	9	1	135	15.0	47	0
RAVENS	45	10	713	15.8	89	2
Opponents	41	23	382	9.3	31	0

2000 STATISTICS

KICKOFF RETURNS	NO	YDS	AVG	LG	TD	FIELD GOALS	1-19	20-29	30-39	40-49	50+
Harris	39	907	23.3	41	0	Stover	2/2	9/9	12/13	10/12	2/3
Ismail	2	51	25.5	38	0	RAVENS	2/2	9/9	12/13	10/12	2/3
Brown	1	0	0.0	0	0	Opponents	1/1	2/2	3/4	8/12	0/0
Holmes	1	7	7.0	7	0	Stover:	(23G,26G,33G)(44G)(30B,27G,33G)(30G,37G,19G)(45G,30G,44G,51N,22G)(47G,32G,43G,21G,24G)(51G)(21G,38G)(51G,49G)(38G,32G)(45G)(25G,47N,19G)(39G,26G,38G)(32G)(42G,42G)(42G,45N)				
Je. Lewis	1	23	23.0	23	0	Opponents:	(45N)(36G,45G,48G,34G,48G)(42G,41G)()(49G,31N)(37G)()(24G)()(23G,43N)(46N)(47G)(46N)(40G,19G)				
Washington	1	17	17.0	17	0						
RAVENS	45	1005	22.3	41	0						
Opponents	73	1558	21.3	52	0						

PASSING	ATT	COMP	YARDS	COMP%YDS/ATT	TD	TD%	INT	INT%	LG	SACK/LOST	RATING
Banks	274	150	1578	54.7 5,76	8	2.9	8	2.9	53t	20/152	69.3
Dilfer	226	134	1502	59.3 6.65	12	5.3	11	4.9	59t	23/135	76.6
Redman	3	2	19	66.7 6.33	0	0.0	0	0.0	12	0/0	84.0
Je. Lewis	1	1	3	100.0 3.00	0	0.0	0	0.0	3	0/0	79.2
RAVENS	504	287	3102	56.9 6.15	20	4.0	19	3.8	59t	43/287	72.7
Opponents	528	295	3175	55.9 6.01	11	2.1	23	4.4	67	35/178	62.5

2-PT. CONVERSIONS: Coates, Ja. Lewis, **RAVENS 2-2, Opponents 0-0**

SACKS: Burnett 10.5, Boulware 7.0, McCrary 6.5, Brown 3.0, R. Lewis 3.0, Adams 2.0, Trapp 2.0, Herring 1.0, **RAVENS 35.0, Opponents 43.0**

2000 USUAL STARTING LINEUPS HEAD COACH BRIAN BILLICK

OFFENSE

WR	87	Qadry Ismail
LT	75	Jonathan Ogden
LG	64	Edwin Mulitalo
C	60	Jeff Mitchell
RG	62	Mike Flynn
RT	70	Harry Swayne
TE	82	Shannon Sharpe
WR	83	Patrick Johnson
QB	8	Trent Dilfer/12 Tony Banks
RB	31	Jamal Lewis
FB	32	Sam Gash

DEFENSE

LDE	90	Rob Burnett
LDT	95	Sam Adams
RDT	98	Tony Siragusa
RDE	99	Michael McCrary
LLB	58	Peter Boulware
MLB	52	Ray Lewis
RLB	55	Jamie Sharper
LCB	22	Duane Starks
RCB	21	Chris McAlister
SS	20	Kim Herring
FS	26	Rod Woodson

RAVENS HONOR ROLL

NFL Defensive Player of the Year: LB Ray Lewis

Super Bowl XXXV MVP: LB Ray Lewis

Pro Bowl: DT Sam Adams (starter); LB Ray Lewis (starter); OT Jonathan Ogden (starter); K Matt Stover (starter); S Rod Woodson (starter)

All Pro: DT Sam Adams (AP-2nd Team, PFW-AFC, FN); DE Rob Burnett (AP-2nd Team, SI, FN, FD); RB Jamal Lewis (PFW-Rookie Team, FN-Rookie Team, FD); PR Jermaine Lewis (FN, FD); LB Ray Lewis (AP-1st Team, SI, PFW, CPFW, T.S.N., FN, FD, USA); CB Chris McAlister (FD-2nd Team); OT Jonathan Ogden (AP-1st Team, SI, PFW, CPFW, T.S.N., FN, FD, USA); CB Duane Starks (USA); K Matt Stover (AP-1st Team, PFW, CPFW, T.S.N., FN, FD); FS Rod Woodson (AP-2nd Team, PFW-AFC, CPFW-2nd Team, FN)

Quarterback Club MVP: LB Ray Lewis

Ravens Nest Lineman of the Year: DT Lionel Dalton

Ravens Roost Unsung Hero: S Kim Herring

Ravens Roost Extra Effort Award: S Corey Harris

Ed Block Courage Award: S Anthony Poindexter

2000 DEFENSIVE STATISTICS

FROM COACHES VIDEO

NAME	TT	SOLO	AS	SACKS	YDS	INT	PD	FF	FR
Lewis, Ray	187	120	67	3	33	2	10	0	3
McCrary, Michael	103	60	43	6.5	35	0	2	2	3
Sharper, Jamie	102	68	34	0	0	1	4	5	2
Burnett, Rob	97	53	44	10.5	57	1	3	3	5
Woodson, Rod	82	65	17	0	0	4	10	1	4
Siragusa, Tony	75	40	35	0	0	0	2	0	1
Adams, Sam	69	36	33	2	5	0	7	5	1
Herring, Kim	66	54	12	1	5	3	12	2	0
Starks, Duane	59	46	13	0	0	6	28	0	1
McAlister, Chris	50	39	11	0	0	4	23	0	1
Boulware, Peter	45	26	19	7	24	0	1	2	0
Harris, Corey	37	31	6	0	0	2	8	1	0
Dalton, Lionel	33	21	12	0	0	0	2	0	0
Washington, Keith	29	14	15	0	0	0	0	0	1
Bailey, Robert	27	20	7	0	0	0	4	3	1
Trapp, James	25	23	2	2	5	0	4	1	0
Brown, Cornell	25	17	8	3	17	0	0	2	0
Webster, Larry	10	8	2	0	0	0	0	0	1
Davis, Anthony	5	2	3	0	0	0	0	0	0
Jackson, Brad	4	2	2	0	0	0	0	0	0
Powell, Carl	1	0	1	0	0	0	0	0	0
Thomas, Adaluis	1	0	1	0	0	0	0	0	0

TOP THREE

SOLO	FR	FF	PD
Ray Lewis —120	Rob Burnett —5	Sam Adams —5	Duane Starks —28
Jamie Sharper —68	Rod Woodson —4	Jamie Sharper —5	Chris McAlister —23
Rod Woodson —65	2 players tied at —3	2 players tied at —3	Kim Herring —12

2000 SPECIAL TEAMS STATISTICS

NAME	TT	SOLO	AS	FF	FR	BK
Harris, Corey	26	20	6	1	0	0
Brigance, O.J.	25	16	9	2	1	0
Mitchell, Anthony	18	14	4	0	0	0
Davis, Billy	15	12	3	0	0	0
Trapp, James	15	10	5	1	0	0
Davis, Anthony	14	12	2	0	1	0
Jackson, Brad	13	9	4	0	2	0
Herring, Kim	11	10	1	0	0	0
Poindexter, Anthony	11	8	3	1	0	0
Brown, Cornell	9	6	3	0	0	0
Bailey, Robert	7	4	3	0	0	0
Sharper, Jamie	5	5	0	0	0	0
Ayanbadejo, Obafemi	3	3	0	0	0	0
Jones, John	3	2	1	0	0	0
Johnson, Patrick	3	1	2	0	0	0
Love, Clarence	2	2	0	1	0	0
Richardson, Kyle	2	2	0	0	0	0
Stover, Matt	2	2	0	0	0	0
Powell, Carl	1	1	0	0	0	0
Wainright, Frank	1	0	1	0	0	0

2000 POSTSEASON STATISTICS

RESULTS AND ATTENDANCE

WON 4, LOST 0

12/31	W	21-3	Denver	69,638
01/07	W	24-10	at Tennessee	68,527
01/14	W	16-3	at Oakland	62,784
01/28	W	34-7	at New York Giants	71,921

TEAM STATISTICS RAVENS OPPONENT

TOTAL FIRST DOWNS	44	55
Rushing	19	16
Passing	22	32
Penalty	3	7
3rd Down: Made/Att	15/60	12/60
3rd Down Pct.	25.0	20.0
4th Down: Made/Att	0/0	2/6
4th Down Pct.	0.0	33.3
POSSESSION AVG.	30:10	29:51
TOTAL NET YARDS	900	837
Avg. Per Game	225.0	209.3
Total Plays	226	259
Avg. Per Play	4.0	3.2
NET YARDS RUSHING	392	258
Avg. Per Game	98.0	64.5
Total Rushes	140	84
NET YARDS PASSING	508	579
Avg. Per Game	127.0	144.8
Sacked/Yards Lost	10/82	14/93
Gross Yards	590	672
Att./Completions	76/35	161/77
Completion Pct.	46.1	47.8
Had Intercepted	1	10
PUNTS/AVERAGE	35/37.7	32/40.1
NET PUNTING AVG.	35/33.9	32/36.3
PENALTIES/YARDS	30/245	23/151
FUMBLES/BALL LOST	5/1	4/2
TOUCHDOWNS	11	2
Rushing	4	1
Passing	3	0
Returns	4	1

SCORE BY PERIODS	1	2	3	4	OT	PTS
RAVENS	7	34	27	27	0	95
Opponents	7	3	13	0	0	23

SCORING

	TD	RU	PA	RT	K/PAT	FG	S	PTS
Stover	0	0	0	0	11/11	6/8	0	29
Ja. Lewis	4	4	0	0			0	24
Sharpe	2	0	2	0			0	12
Je. Lewis	1	0	0	1			0	6
R. Lewis	1	0	0	1			0	6
A. Mitchell	1	0	0	1			0	6
Starks	1	0	0	1			0	6
Stokley	1	0	1	0			0	6
RAVENS	11	4	3	4	11/11	6/8	0	95
Opponents	2	1	0	1	2/2	3/6	0	23

2-PT. CONVERSIONS: RAVENS 0-0,

Opponents 0-0

SACKS: McCrary 6.0, Boulware 2.0, Burnett 2.0,

Sharper 2.0, Adams 1.0, Washington 1.0,

RAVENS 14.0, Opponents 10.0

PASSING	ATT	COMP	YARDS	COMP%	YDS/ATT	TD	TD%	INT	INT%	LG	SACK/LOST	RATING
Dilfer	73	35	590	47.9	8.08	3	4.1	1	1.4	96t	10/82	83.7
Banks	3	0	0	0.0	0.00	0	0.0	0	0.0	0	0/0	39.6
RAVENS	76	35	590	46.1	7.76	3	3.9	1	1.3	96t	10/82	80.5
Opponents	161	77	672	47.8	4.17	0	0.0	10	6.2	31	14/93	33.4

RECEIVING	NO	YDS	AVG	LG	TD
Ismail	9	150	16.7	44	0
Stokley	7	91	13.0	38t	1
Sharpe	6	230	38.3	96t	2
Ja. Lewis	5	40	8.0	15	0
Coates	4	54	13.5	24	0
Johnson	1	8	8.0	8	0
Gash	1	7	7.0	7	0
Je. Lewis	1	6	6.0	6	0
Holmes	1	4	4.0	4	0
RAVENS	35	590	16.9	96t	3
Opponents	77	672	8.7	31	0

INTERCEPTIONS	NO	YDS	AVG	LG	TD
Starks	3	93	31.0	49t	1
R. Lewis	2	54	27.0	50t	1
Sharper	2	19	9.5	15	0
McAlister	1	4	4.0	4	0
Herring	1	2	2.0	2	0
Bailey	1	0	0.0	0	0
RAVENS	10	172	17.2	50t	2
Opponents	1	2	2.0	2	0

PUNTING	NO	YDS	AVG	Net	TB	In	LG	Bk
Richardson	33	1318	39.9	33.9	3	14	66	2
Team	2	0	0	0	0	0	0	0
RAVENS	35	1318	37.7	33.9	3	14	66	2
Opponents	32	1282	40.1	36.3	0	8	64	0

PUNT RETURNS	Ret	FC	YDS	AVG	LG	TD
Je. Lewis	11	9	122	11.1	38	0
RAVENS	11	9	122	11.1	38	0
Opponents	13	6	73	5.6	19	0

KICKOFF RETURNS	NO	YDS	AVG	LG	TD
Je. Lewis	5	189	37.8	84t	1
Harris	3	51	17.0	20	0
Coates	1	8	8.0	8	0
RAVENS	9	248	27.6	84t	1
Opponents	18	340	18.9	97t	1

FIELD GOALS	1-19	20-29	30-39	40-49	50+
Stover	0/0	2/2	3/4	1/2	0/0
RAVENS	0/0	2/2	3/4	1/2	0/0
Opponents	0/0	2/2	1/3	0/1	0/0
Stover:)(38G)(36N,31G,28G,21G)(47G,41N,34G)					
RAVENS:)(38G)(36N,31G,28G,21G)(47G,41N,34G)					
Opponents: (31G)(45B,31N,21G,37B)(24G)(0)					

RUSHING	NO	YDS	AVG	LG	TD
Ja. Lewis	103	338	3.3	27t	4
Holmes	18	45	2.5	11	0
Dilfer	13	7	0.5	6	0
Je. Lewis	3	7	2.3	5	0
Gash	1	0	0.0	0	0
Banks	1	-1	-1.0	-1	0
Ismail	1	-4	-4.0	-4	0
RAVENS	140	392	2.8	27t	4
Opponents	84	258	3.1	27	1

2000 POSTSEASON DEFENSIVE STATISTICS

FROM COACHES VIDEO

NAME	TT	SOLO	AS	SACKS	YDS	INT	PD	FF	FR
Lewis, Ray	44	28	16	0	0	2	7	0	1
Woodson, Rod	24	19	5	0	0	0	2	0	0
Burnett, Rob	21	14	7	2	12	0	1	0	0
Sharper, Jamie	20	14	6	2	10	2	2	1	0
Starks, Duane	19	18	1	0	0	3	6	0	0
McCrary, Michael	18	14	4	6	44	0	0	1	0
Harris, Corey	18	13	5	0	0	0	2	0	0
McAlister, Chris	17	15	2	0	0	1	8	0	0
Boulware, Peter	17	12	4	2	14	0	0	0	0
Siragusa, Tony	17	10	7	0	0	0	4	0	0
Webster, Larry	10	7	3	0	0	0	1	0	0
Washington, Keith	10	7	3	1	9	0	0	0	0
Adams, Sam	9	7	2	1	4	0	3	1	0
Dalton, Lionel	5	5	0	0	0	0	0	0	0
Bailey, Robert	5	4	1	0	0	1	1	0	0
Trapp, James	3	2	1	0	0	0	1	0	0
Brown, Cornell	1	1	0	0	0	0	0	0	0
Davis, Anthony	1	1	0	0	0	0	0	0	0
Herring, Kim	1	1	0	0	0	1	2	0	0
Mitchell, Anthony	1	1	0	0	0	0	0	0	0

2000 POSTSEASON SPECIAL TEAMS STATISTICS

NAME	TT	SOLO	AS	FF	FR	BK
Brigance, O.J.	10	8	2	0	0	0
Jackson, Brad	8	7	1	0	0	0
Davis, Billy	8	6	2	0	0	0
Trapp, James	6	3	3	1	0	0
Mitchell, Anthony	4	3	1	0	0	0
Harris, Corey	4	2	2	0	0	0
Starks, Duane	2	2	0	0	0	0
Davis, Anthony	2	1	1	0	0	0
Herring, Kim	2	1	1	0	0	0
Bailey, Robert	1	1	0	0	1	0
Brown, Cornell	1	1	0	0	0	0
Poindexter, Anthony	1	1	0	0	0	0
Sharper, Jamie	1	1	0	0	0	0
Thomas, Adalius	1	1	0	0	0	0
Washington, Keith	0	0	0	0	0	2



2001 STATISTICS

RESULTS AND ATTENDANCE

WON 10, LOST 6 - <i>Wild Card</i>				
09/09	W	17-6	Chicago	69,365
09/23	L	10-21	at Cincinnati	49,632
09/30	W	20-13	at Denver	75,082
10/07	W	26-7	Tennessee	69,494
10/14	L	23-31	at Green Bay	59,866
10/21	L	14-24	at Cleveland	72,818
10/28	W	18-17	Jacksonville	69,439
11/04	W	13-10	at Pittsburgh	62,906
11/12	W	16-10	at Tennessee	68,798
11/18	L	17-27	Cleveland	69,353
11/25	W	24-21	at Jacksonville	53,530
12/02	W	39-27	Indianapolis	69,382
12/09			BYE WEEK	
12/16	L	21-26	Pittsburgh	69,506
12/23	W	16-0	Cincinnati	68,987
12/29	L	10-22	at Tampa Bay	65,619
01/07	W	19-3	Minnesota	69,465

SCORING

	TD	RU	PA	RT	K/PAT	FG	S	PTS
Stover	0	0	0	0	25/25	30/35	0	115
Ismail	7	0	7	0			0	44
Brookins	5	5	0	0			0	30
Allen	3	3	0	0			0	18
T. Taylor	3	0	3	0			0	18
Ayanbadejo	2	1	1	0			0	12
Sharpe	2	0	2	0			0	12
Stokley	2	0	2	0			0	12
Cunningham	1	1	0	0			0	6
Gash	1	0	1	0			0	6
Grbac	1	1	0	0			0	6
Heap	1	0	1	0			0	6
Johnson	1	0	1	0			0	6
Sharper	1	0	0	1			0	6
Woodson	1	0	0	1			0	6
TEAM	31	11	18	2	25/25	30/35	0	303
Opponents	30	10	16	4	28/28	19/33	0	265

TEAM STATISTICS RAVENS OPPONENT

TOTAL FIRST DOWNS	299	262
Rushing	92	81
Passing	180	161
Penalty	27	20
3rd Down: Made/Att	82/230	70/227
3rd Down Pct.	35.7	30.8
4th Down: Made/Att	3/13	6/15
4th Down Pct.	23.1	40.0
POSSESSION AVG.	29:39	30:21
TOTAL NET YARDS	5124	4446
Avg. Per Game	320.3	277.9
Total Plays	1080	1010
Avg. Per Play	4.7	4.4
NET YARDS RUSHING	1810	1411
Avg. Per Game	113.1	88.2
Total Rushes	483	410
NET YARDS PASSING	3314	3035
Avg. Per Game	207.1	189.7
Sacked/Yards Lost	40/281	45/290
Gross Yards	3595	3325
Att./Completions	557/320	555/321
Completion Pct.	57.5	57.8
Had Intercepted	20	16
PUNTS/AVERAGE	87/38.0	98/41.6
NET PUNTING AVG.	87/33.6	98/33.6
PENALTIES/YARDS	89/728	105/903
FUMBLES/BALL LOST	31/16	22/12
TOUCHDOWNS	31	30
Rushing	11	10
Passing	18	16
Returns	2	4

RUSHING	NO	YDS	AVG	LG	TD
Allen	168	658	3.9	26	3
Brookins	151	551	3.6	25	5
M. Williams	65	291	4.5	55	0
Ayanbadejo	46	173	3.8	17	1
T. Taylor	5	46	9.2	16	0
Cunningham	14	40	2.9	15	1
Je. Lewis	9	33	3.7	14	0
Grbac	21	18	0.9	6	1
Stokley	1	1	1.0	1	0
Richardson	1	0	0.0	0	0
Gash	2	-1	-0.5	0	0
TEAM	483	1810	3.7	55	11
Opponents	410	1411	3.4	38	10

SCORE BY PERIODS.....1 2 3 4 OT PTS

TEAM	29	92	63	119	0	303
Opponents	38	77	89	61	0	265

RECEIVING NO YDS AVG LG TD

Ismail	74	1059	14.3	77	7
Sharpe	73	811	11.1	37	2T
Taylor	42	560	13.3	63	3
Stokley	24	344	14.3	46	2
Ayanbadejo	24	121	5.0	18	1
M. Williams	23	210	9.1	46	0
Allen	17	68	4.0	11	0
Heap	16	206	12.9	24	1
Gash	9	80	8.9	16	1
Brookins	6	45	7.5	15	0
Johnson	5	57	11.4	25	1
Je. Lewis	4	32	8.0	12	0
Jones	2	13	6.5	13	0
A. Mitchell	1	-11	-11.0	-1	0
TEAM	320	3595	11.2	77T	1
Opponents	321	3325	10.4	90t	16

INTERCEPTIONS NO YDS AVG LG TD

Starks	4	9	2.3	9	0
R. Lewis	3	115	38.3	64	0
Woodson	3	57	19.0	47	1
Harris	2	1	0.5	1	0
Trapp	1	15	15.0	15	0
McCrary	1	1	1.0	1	0
McAlister	1	0	0.0	0	0
Porter	1	-3	-3.0	-3	0
TEAM	16	195	12.2	64	1
Opponents	20	331	16.6	66t	3

PUNTING NO YDS AVG Net TB In LG BIK

Richardson	85	3309	38.9	33.6	10	29	65	2
TEAM	87	3309	38.0	33.6	10	29	65	2
Opponents	98	4076	41.6	33.6	11	24	69	0

PUNT RETURNS Ret FC YDS AVG LG TD

Je. Lewis	42	9	519	12.4	62	0
McAlister	5	1	44	8.8	24	0
Lake	1	0	0.0	0	0	0
TEAM	48	10	563	11.7	62	0
Opponents	33	22	183	5.5	30	0

2001 STATISTICS

KICKOFF RETURNS	NO	YDS	AVG	LG	TD
Je. Lewis	42	1039	24.7	76	0
Harris	11	235	21.4	34	0
Johnson	2	39	19.5	23	0
Bobo	1	11	11.0	11	0
Brookins	1	23	23.0	23	0
TEAM	57	1347	23.6	76	0
Opponents	64	1393	21.8	51	0

FIELD GOALS	1-19	20-29	30-39	40-49	50+
Stover	0/0	16/16	9/10	5/9	0/0
TEAM	0/0	16/1	9/10	5/9	0/0
Opponents	0/0	7/7	6/11	6/15	0/0
Stover: (46N,37G)(38G)(29G,26G)(26G,25G)(28G)(21G,38G)(49G,28G)(25G,39G)(31G,33G,30G)(42G),(41G,41N)(26G,30G,29G,27G,46N)(48N)(43G,29G,433N,43G)(24G)(21G,20G,38G,20G)					
Opponents: (20G,43N,46G)(43N,39N,45N)(43G,49G)(46N)(33G,47N)(33G)(40G)(38G,41N,33N,48N,35)(48N,27G)(29G,42G)(38N)(33G,25G)(22G,33G,32N)(42G,38G,24G,40N)(26G)					

PASSING	ATT	COMP	YARDS	COMP%	YDS/ATT	TD	TD%	INT	INT%	LGSACK/LOST	RATING	
Grbac	467	265	3033	56.7	6.49	15	3.2	18	3.9	77t	28/215	71.1
Cunningham	89	54	573	60.7	6.44	3	3.4	2	2.2	30	12/66	81.3
Richardson	1	1	-11	100.0	-11.00	0	0.0	0	0.0	11	0/0	79.2
TEAM	557	320	3595	57.5	6.45	18	3.2	20	3.6	77t	40/281	72.7
Opponents	555	321	3325	57.8	5.99	16	2.9	16	2.9	90t	45/290	72.8

2-PT. CONVERSIONS: Ismail, TEAM 1-6, Opponents 0-2

SACKS: Boulware 15.0, McCrary 7.5, Sharper 6.0, R. Lewis 3.5, A. Thomas 3.5, Adams 2.0, Siragusa 2.0, Douglas 1.0, Gregg 1.0, S. Taylor 1.0, Trapp 1.0, Webster 0.5, **TEAM 45.0, Opponents 40.0**

2001 USUAL STARTING LINEUPS HEAD COACH BRIAN BILLICK

OFFENSE

WR	87	Qadry Ismail
LT	75	Jonathan Ogden
LG	64	Edwin Mulitalo
C	62	Mike Flynn
RG	66	Bennie Anderson
RT	77	Kipp Vickers
TE	82	Shannon Sharpe
WR	89	Travis Taylor
QB	18	Elvis Grbac
RB	29	Terry Allen
FB	32	Sam Gash

DEFENSE

LE	90	Rob Burnett
LT	95	Sam Adams
RT	98	Tony Siragusa
RE	99	Michael McCrary
LB	58	Peter Boulware
LB	52	Ray Lewis
LB	55	Jamie Sharper
LCB	22	Duane Starks
RCB	21	Chris McAlister
SS	45	Corey Harris
FS	26	Rod Woodson

RAVENS HONOR ROLL

Pro Bowl: DT Sam Adams (2nd-team); WR/KR Jermaine Lewis (2nd-team); LB Ray Lewis (starter); OT Jonathan Ogden (starter); TE Shannon Sharpe (2nd-team); S Rod Woodson (starter)

All Pro: DT Sam Adams (PFW, FN, CPFW); WR/KR Jermaine Lewis (PFW, FD, T.S.N.); TE Shannon Sharpe (CPFW); LB Ray Lewis (AP-1st team, SI, PFW, FD, FN, CPFW, T.S.N.); OL Edwin Mulitalo (SI); OT Jonathan Ogden (AP-2nd team, PFW, FD, FN, CPFW, T.S.N.)

All Community Team Awards: LB Ray Lewis, CB Chris McAlister, DE Michael McCrary, OT Jonathan Ogden, CB James Trapp

Ravens Nest Lineman of the Year: OL Edwin Mulitalo

Ravens Roost Extra Effort Award: WR Brandon Stokley

Ravens Roost Unsung Hero: LB Jamie Sharper

Ed Block Courage Award: S Corey Harris

2001 DEFENSIVE STATISTICS

FROM COACHES VIDEO

NAME	TT	SOLO	AS	SACKS	YDS	INT	PD	FF	FR
Lewis, Ray	196	130	66	3.5	26	3	13	1	1
Sharper, Jamie	135	101	34	6	31	0	12	0	1
Woodson, Rod	93	70	23	0	0	3	13	1	1
Harris, Corey	91	70	21	0	0	2	12	3	4
Boulware, Peter	82	51	31	15	87.5	0	4	3	1
McAlister, Chris	69	59	10	0	0	1	11	0	0
McCrary, Michael	64	42	22	7.5	42.5	1	2	1	0
Starks, Duane	59	52	7	0	0	4	17	2	0
Siragusa, Tony	58	27	31	2	12	0	3	0	0
Adams, Sam	51	28	23	2	16	0	2	1	0
Burnett, Rob	50	28	22	0	0	0	6	0	1
Thomas, Adalius	39	27	12	3.5	32.5	0	8	3	0
Lake, Carnell	32	27	5	0	0	0	0	0	1
Trapp, James	31	25	6	1	8	1	4	0	0
Dalton, Lionel	29	15	14	0	0	0	0	0	0
Webster, Larry	28	13	15	0.5	1.5	0	0	0	0
Jackson, Brad	25	13	12	0	0	0	1	1	0
Gregg, Kelly	19	10	9	1	7	0	1	0	0
Mitchell, Anthony	11	9	2	0	0	0	1	0	0
Porter, Alvin	8	8	0	0	0	1	1	0	0
Taylor, Shannon	5	2	3	1	6	0	0	0	1
Douglas, Marques	3	2	1	1	11	0	0	0	0

TOP THREE

SOLO	SACKS	FF	FR	PD
130 – Ray Lewis	15.0 – Peter Boulware	3 – Corey Harris	4 – Corey Harris	17 – Duane Starks
101 – Jamie Sharper	7.5 – Michael McCrary	3 – Adalius Thomas	1 – 7 players	13 – Ray Lewis
70 – Corey Harris	6.0 – Jamie Sharper	3 – Peter Boulware		13 – Rod Woodson
70 – Rod Woodson				

2001 SPECIAL TEAMS STATISTICS

NAME	TT	SOLO	AS	FF	FR	BK
Thomas, Adalius	18	14	4	0	0	0
Mitchell, Anthony	18	12	6	0	0	0
Jackson, Brad	16	9	7	0	1	0
Porter, Alvin	14	11	3	1	0	0
Trapp, James	12	9	3	0	0	0
Taylor, Shannon	9	8	1	0	0	0
Hartwell, Edgerton	9	5	4	0	0	0
Baxter, Gary	8	8	0	0	0	0

2001 POSTSEASON STATISTICS

RESULTS AND ATTENDANCE

WON 1, LOST 1

01/13	W 20-3	at Miami	72,251
01/20	L 10-27	at Pittsburgh	63,976

TEAM STATISTICS RAVENS OPPONENT

TOTAL FIRST DOWNS	27	30
Rushing	12	12
Passing	13	14
Penalty	2	4
3rd Down: Made/Att	11/28	10/27
3rd Down Pct	39.3	37.0
4th Down: Made/Att	1/1	0/1
4th Down Pct.	100.0	0.0
POSSESSION AVG.	28:35	31:26
TOTAL NET YARDS	-497	448
Avg. Per Game	248.5	224.0
Total Plays	120	119
Avg. Per Play	4.1	3.8
NET YARDS RUSHING	248	200
Avg. Per Game	124.0	100.0
Total Rushes	61	64
NET YARDS PASSING	249	248
Avg. Per Game	124.5	124.0
Sacked/Yards Lost	4/37	5/28
Gross Yards	286	276
Att./Completions	55/30	50/27
Completion Pct.	54.5	54.0
Had Intercepted	3	2
PUNTS/AVERAGE	12/40.1	11/43.5
NET PUNTING AVG.	12/32.1	11/30.6
PENALTIES/YARDS	14/100	11/86
FUMBLES/BALL LOST	2/2	6/2
TOUCHDOWNS	3	3
Rushing	1	2
Passing	1	1
Returns	1	0

SCORE BY PERIODS.....1 2 3 4 OT PTS

TEAM.....	0	10	14	6	0	30
Opponents.....	13	10	0	7	0	30

SCORING

	TD	RU	PA	RT	K/PAT	FG	S	PTS
Stover	0	0	0	0	3/3	3/4	0	12
Allen	1	1	0	0			0	6
Je. Lewis	1	0	0	1			0	6
T. Taylor	1	0	1	0			0	6
TEAM	3	1	1	1	3/3	3/4	0	30
Opponents	3	2	1	0	3/3	3/4	0	30

2-PT. CONVERSIONS: TEAM 0-0, Opponents 0-0

SACKS: Boulware 1.0, A. Mitchell 1.0, Sharper 1.0, Webster 1.0, Burnett 0.5, A. Thomas 0.5, TEAM 5.0, Opponents 4.0

PASSING	ATT	COMP	YARDS	COMP%	YDS/ATT	TD	TD%	INT	INT%	LG	SACK/LOST	RATING
Grbac	55	30	286	54.5	5.20	1	1.8	3	5.5	45	4/37	52.5
TEAM	55	30	286	54.5	5.20	1	1.8	3	5.5	45	4/37	52.5
Opponents	50	27	276	54.0	5.52	1	2.0	2	4.0	32t	5/28	60.1

RUSHING	NO	YDS	AVG	LG	TD
Allen	29	120	4.1	13	1
Brookins	14	71	5.1	18	0
M. Williams	9	29	3.2	9	0T.
Taylor	1	15	15.0	15	0
Ayanbadejo	2	8	4.0	5	0
Je. Lewis	2	4	2.0	5	0
Grbac	2	3	1.5	4	0
Redman	2	-2	-1.0	-1	0
TEAM	61	248	4.1	18	1
Opponents	64	200	3.1	23	2

RECEIVING	NO	YDS	AVG	LG	TD
Sharpe	9	79	8.8	27	0T.
Taylor	6	76	12.7	45	1
M. Williams	4	24	6.0	14	0
Allen	3	11	3.7	6	0
Stokley	2	38	19.0	27	0
Ismail	2	24	12.0	16	0
Gash	1	13	13.0	13	0
Heap	1	11	11.0	11	0
Ayanbadejo	1	7	7.0	7	0
Brookins	1	3	3.0	3	0
TEAM	30	286	9.5	45	1
Opponents	27	276	10.2	32t	1

INTERCEPTIONS	NO	YDS	AVG	LG	TD
Starks	1	26	26.0	26	0
McAlister	1	18	18.0	18	0
TEAM	2	44	22.0	26	0
Opponents	3	51	17.0	32	0

PUNTING	NO	YDS	AVG	NET	TB	IN	LG	BLK
Richardson	12	481	40.1	32.1	1	1	52	0
TEAM	12	481	40.1	32.1	1	1	52	0
Opponents	11	479	43.5	30.6	2	4	52	0

PUNT RETURNS	RET	FC	YDS	AVG	LG	TD
Je. Lewis	5	2	102	20.4	88T	1
TEAM	5	2	102	20.4	88T	1
Opponents	7	0	76	10.9	35	0

KICKOFF RETURNS	NO	YDS	AVG	LG	TD
Je. Lewis	6	104	17.3	28	0
Harris	2	33	16.5	18	0
TEAM	8	137	17.1	28	0
Opponents	8	187	23.4	32	0

FIELD GOALS	1-19	20-29	30-39	40-49	50+
Stover	0/0	1/1	1/1	1/2	0/0
TEAM	0/0	1/1	1/1	1/2	0/0
Opponents	0/0	1/1	1/2	1/1	0/0

Stover:(40N,35G,40G)(26G)
 TEAM: (40N,35G,40G)(26G)
 Opponents: (33G)(21G,35N,46G)

2001 POSTSEASON DEFENSIVE STATISTICS

NAME	TT	FROM COACHES VIDEO				INT	PD	FF	FR
		SOLO	AS	SACKS	YDS				
Sharper, Jamie	20	12	8	1	0	0	1	1	0
Lewis, Ray	15	9	6	0	0	0	0	2	0
Woodson, Rod	14	11	3	0	0	0	2	0	0
Harris, Corey	12	9	3	0	0	0	1	0	0
Webster, Larry	12	8	4	1	8	0	1	0	0
Starks, Duane	10	9	1	0	0	1	1	0	0
Boulware, Peter	10	5	5	1	15	0	0	2	1
Burnett, Rob	8	6	2	1	3	0	0	0	0
Siragusa, Tony	8	5	3	0	0	0	0	0	0
Adams, Sam	7	2	5	0	0	0	0	0	1
McAlister, Chris	6	3	3	0	0	1	3	0	0
Mitchell, Anthony	4	4	0	1	2	0	0	0	0
Gregg, Kelly	4	3	1	0	0	0	0	0	0
Lake, Carnell	4	3	1	0	0	0	1	0	0
Thomas, Adalius	4	2	2	0	0	0	0	0	0
Jackson, Brad	3	2	1	0	0	0	0	0	0
Dalton, Lionel	1	0	1	0	0	0	0	0	0

TOP THREE

SOLO	SACKS	FF	FR	PD
12 – Jamie Sharper	1.0 – 5 players	2 – Ray Lewis	1 – Peter Boulware	3 – Chris McAlister
11 – Rod Woodson		2 – Peter Boulware	1 – Sam Adams	2 – Rod Woodson
9 – 3 players		1 – Jamie Sharper		1 – 5 players

2001 POSTSEASON SPECIAL TEAMS STATISTICS

NAME	TT	SOLO	AS	FF	FR	BK
Porter, Alvin	6	4	2	1	0	0
Ayanbadejo, Obafemi	5	3	2	0	0	0
Baxter, Gary	3	2	1	0	0	0
Mitchell, Anthony	3	2	1	0	0	0
Starks, Duane	2	2	0	0	0	0
Harris, Corey	2	1	1	0	0	0
Hellestrae, Dale	1	1	0	0	0	0
Jackson, Brad	1	1	0	0	0	0
Richardson, Kyle	1	1	0	0	0	0
Thomas, Adalius	1	1	0	0	0	0
Hartwell, Edgerton	1	0	1	0	0	0

2002 STATISTICS

RESULTS AND ATTENDANCE

WON 7, LOST 9

09/08	L	7-10	at Carolina	70,386
09/15	L	0-25	Tampa Bay	69,304
09/22			BYE WEEK	
09/30	W	34-23	Denver	69,538
10/06	W	26-21	at Cleveland	73,688
10/13	L	20-22	at Indianapolis	56,174
10/20	W	17-10	Jacksonville	69,173
10/27	L	18-31	Pittsburgh	69,638
11/03	L	17-20	at Atlanta	68,532
11/10	W	38-27	Cincinnati	69,024
11/17	L	7-26	at Miami	73,013
11/24	W	13-12	Tennessee	69,365
12/01	W	27-23	at Cincinnati	44,878
12/08	L	25-37	New Orleans	69,334
12/15	W	23-19	at Houston	70,108
12/22	L	13-14	Cleveland	69,348
12/29	L	31-34	at Pittsburgh	61,961

SCORE BY PERIODS.....	1	2	3	4	OT	PTS
TEAM.....	53	123	82	58	0	316
Opponents.....	88	110	51	105	0	354

TEAM STATISTICS RAVENS OPPONENT

TOTAL FIRST DOWNS	261	316
Rushing	90	95
Passing	145	190
Penalty	26	31
3rd Down: Made/Att	81/215	95/236
3rd Down Pct.	37.7	40.3
4th Down: Made/Att	7/13	15/21
4th Down Pct.	53.8	71.4
POSSESSION AVG.	27:47	32:13
TOTAL NET YARDS	4639	5353
Avg. Per Game	289.9	334.6
Total Plays	947	1077
Avg. Per Play	4.9	5.0
NET YARDS RUSHING	1792	1762
Avg. Per Game	112.0	110.1
Total Rushes	427	471
NET YARDS PASSING	2847	3591
Avg. Per Game	177.9	224.4
Sacked/Yards Lost	41/271	33/232
Gross Yards	3118	3823
Att./Completions	479/262	573/360
Completion Pct.	54.7	62.8
Had Intercepted	14	25
PUNTS/AVERAGE	84/40.5	78/40.8
NET PUNTING AVG.	84/33.7	78/34.1
PENALTIES/YARDS	101/846	104/874
FUMBLES/BALL LOST	34/18	24/6
TOUCHDOWNS	36	38
Rushing	9	17
Passing	20	16
Returns	7	5

RUSHING	NO	YDS	AVG	LG	TD
J. Lewis	308	1327	4.3	75	6
C. Taylor	33	122	3.7	17	0
Blake	39	106	2.7	17	1
T. Taylor	11	105	9.5	39	0
Ricard	14	58	4.1	19t	2
Heap	4	38	9.5	15	0
Stokley	6	31	5.2	14	0
J. Hunter	1	9	9.0	9	0
Redman	10	8	0.8	6	0
Zastudil	1	-12	-12.0	-12	0
TEAM	427	1792	4.2	75	9
Opponents	471	1762	3.7	35t	17

SCORING

	TD	RU	PA	RT	K/PAT	FG	S	PTS
Stover	0	0	0	0	33/33	21/25	0	96
J. Lewis	7	6	1	0			0	42
Heap	6	0	6	0			0	38
T. Taylor	6	0	6	0			0	36
Ricard	3	2	0	1			0	18
C. Taylor	2	0	2	0			0	14
R. Johnson	2	0	1	1			0	12
Stokley	2	0	2	0			0	12
Blake	1	1	0	0			0	6
Brightful	1	0	0	1			0	6
J. Jones	1	0	1	0			0	6
T. Jones	1	0	1	0			0	6
McAlister	1	0	0	1			0	6
Reed	1	0	0	1			0	6
A. Thomas	1	0	0	1			0	6
Williams	1	0	0	1			0	6
Jenkins	0	0	0	0	0/0	0/1	0	0
TEAM	36	9	20	7	33/33	21/26	0	316
Opponents	38	17	16	5	31/32	29/33	2	354

RECEIVING

	NO	YDS	AVG	LG	TD
Heap	68	836	12.3	43	6
T. Taylor	61	869	14.2	64	6
J. Lewis	47	442	9.4	77t	1
Stokley	24	357	14.9	35t	2
C. Taylor	14	129	9.2	20t	2
T. Jones	11	106	9.6	27	1
R. Johnson	10	114	11.4	33	1
Ricard	10	60	6.0	17	0
Hymes	6	123	20.5	43	0
J. Jones	6	47	7.8	18t	1
J. Hunter	5	35	7.0	8	0
TEAM	262	3118	11.9	77t	20
Opponents	360	3823	10.6	54	16

INTERCEPTIONS

	NO	YDS	AVG	LG	TD
Reed	5	167	33.4	59	0
Williams	3	98	32.7	98t	1
A. Mitchell	3	62	20.7	32	0
Trapp	3	26	8.7	11	0
A. Thomas	2	57	28.5	32	1
Harris	2	11	5.5	11	0
R. Lewis	2	4	2.0	4	0
Demps	1	18	18.0	18	0
Boulware	1	6	6.0	6	0
Baxter	1	0	0.0	0	0
McAlister	1	0	0.0	0	0
Scott	1	0	0.0	0	0
TEAM	25	449	18.0	98t	2
Opponents	14	241	17.2	97t	1

PUNTING

	NO	YDS	AVG	Net	TB	In	LG	Bk
Zastudil	81	3368	41.6	33.7	5	31	61	2
Stover	1	33	33.0	33.0	0	1	33	0
TEAM	84	3401	40.5	33.7	5	32	61	2
Opponents	78	3184	40.8	34.1	7	27	69	3

PUNT RETURNS

	Ret	FC	YDS	AVG	LG	TD
McAlister	17	4	122	7.2	28	0
Brightful	15	10	241	16.1	95t	1
Je. Ogden	2	0	21	10.5	19	0
TEAM	34	14	384	11.3	95t	1
Opponents	40	14	471	11.8	76t	2

2002 DEFENSIVE STATISTICS

FROM COACHES VIDEO

NAME	TT	SOLO	AS	SACKS	YDS	INT	PD	FR	FF
Hartwell, Ed	191	125	66	3	18.0	0	7	0	0
Baxter, Gary	90	75	15	0	0	1	20	0	0
Boulware, Peter	87	63	24	7	57.0	1	4	1	1
Reed, Ed	86	69	17	1	3.0	5	13	0	1
Lewis, Ray	85	57	28	0	0	2	2	1	1
Gregg, Kelly	84	53	31	2	13.0	0	0	0	0
Harris, Bernardo	73	47	26	2	23.0	2	4	0	0
Thomas, Adalius	68	38	30	3.0	20.0	2	11	1	3
Brown, Cornell	67	47	20	1.5	14.0	0	3	0	0
McAlister, Chris	67	58	9	0	0	1	24	0	1
Weaver, Anthony	65	43	22	3.5	33.0	0	4	0	1
Demps, Will	64	51	13	1	2.0	1	7	0	1
Williams, Chad	43	35	8	0	0	3	8	0	1
Porter, Alvin	41	36	5	0	0	0	3	0	0
Trapp, James	36	26	10	1	17.0	3	11	0	1
Kemoatu, Maake	32	20	12	2	6.0	0	0	0	0
Mitchell, Anthony	31	25	6	0	0	3	2	0	0
Parker, Riddick	29	17	12	1	5.0	0	0	0	2
McCrary, Michael	16	10	6	2	6.0	0	1	0	0
Douglas, Marques	15	9	6	1	9.0	0	0	0	0
Nugent, David	15	8	7	0	0	0	0	0	0
Tate, Robert	14	13	1	0	0	0	2	0	0
Taylor, Shannon	14	8	6	0	0	0	0	0	1
Scott, Bart	5	2	3	0	0	1	0	0	0

TOP THREE

SOLO	SACKS	FF	FR	PD
125 – Ed Hartwell	7.0 – Peter Boulware	3 – Adalius Thomas	1 – Peter Boulware	24 – Chris McAlister
75 – Gary Baxter	3.5 – Anthony Weaver	2 – Riddick Parker	1 – Ray Lewis	20 – Gary Baxter
69 – Ed Reed	3.0 – Ed Hartwell		1 – Adalius Thomas	13 – Ed Reed
63 – Peter Boulware	3.0 – Adalius Thomas			

2002 SPECIAL TEAMS STATISTICS

NAME	TT	SOLO	AS	FF	FR	BK
Scott, Bart	17	13	4	0	0	0
Williams, Chad	17	12	5	1	0	1
Thomas, Adalius	15	11	4	0	0	0
Taylor, Shannon	14	12	2	0	0	0
Mitchell, Anthony	12	10	2	0	0	0
Trapp, James	12	9	3	0	0	0
Jones, John	10	3	7	0	0	0
Porter, Alvin	9	6	3	0	1	0
Reed, Ed	8	5	3	0	0	2
Brown, Cornell	7	4	3	0	0	0
Demps, Will	6	3	3	0	0	0
Johnson, Ron	3	3	0	0	1	0
Maese, Joe	3	2	1	0	1	0
Ricard, Alan	3	2	1	0	0	0
Stover, Matt	3	3	0	0	0	0
Tate, Robert	3	1	2	0	0	0
Harris, Bernardo	2	2	0	0	0	0
Jenkins, J.R.	2	2	0	0	0	0
Perryman, Ray	2	1	1	0	0	0
Hartwell, Ed	1	0	1	0	0	0
Jones, Terry	1	0	1	0	0	0
Zastudil, Dave	1	1	0	0	0	0
Gash, Sam	0	0	0	0	1	0

2003 STATISTICS

RESULTS AND ATTENDANCE

WON 10, LOST 6		AFC NORTH CHAMPIONS	
9/07	L 15-34	at Pittsburgh	63,157
9/14	W 33-13	Cleveland	69,473
9/21	W 24-10	at San Diego	52,028
9/28	L 10-17	Kansas City	69,459
10/05		BYE WEEK	
10/12	W 26-18	at Arizona	24,193
10/19	L 26-34	at Cincinnati	53,553
10/26	W 26-6	Denver	69,721
11/02	W 24-17	Jacksonville	69,486
11/09	L 22-33	at St. Louis	66,085
11/16	L 6-9 OT	at Miami	73,333
11/23	W 44-41 OT	Seattle	69,477
11/30	W 44-6	San Francisco	69,549
12/07	W 31-13	Cincinnati	69,468
12/14	L 12-20	at Oakland	45,398
12/21	W 35-0	at Cleveland	72,548
12/28	W 13-10 OT	Pittsburgh	70,001

SCORE BY PERIODS	1	2	3	4	OT	PTS
TEAM	61	90	84	150	6	391
Opponents	63	73	77	65	3	281

TEAM STATISTICS	RAVENS	OPPONENT
TOTAL FIRST DOWNS	259	248
Rushing	115	78
Passing	121	144
Penalty	23	26
3rd Down: Made/Att	72/226	69/235
Down Pct.	31.9	29.4
4th Down: Made/Att	7/11	5/17
Down Pct.	63.6	29.4
POSSESSION AVG.	30:14	29:46
TOTAL NET YARDS	4929	4341
Per Game	308.1	271.3
Total Plays	1009	1026
Avg. Per Play	4.9	4.2
NET YARDS RUSHING	2674	1536
Avg. Per Game	167.1	96.0
Total Rushes	552	448
NET YARDS PASSING	2255	2805
Avg. Per Game	140.9	175.3
Sacked/Yards Lost	42/262	47/353
Gross Yards	2517	3158
Att./Completions	415/217	531/296
Completion Pct.	52.3	55.7
Had Intercepted	19	24
PUNTS/AVERAGE	91/40.8	105/40.1
NET PUNTING AVG.	91/34.9	105/34.7
PENALTIES/YARDS	126/970	106/935
FUMBLES/BALL LOST	37/19	29/17
TOUCHDOWNS	41	28
Rushing	18	6
Passing	16	19
Returns	7	3

RUSHING	NO	YDS	AVG	LG	TD
J. Lewis	387	2066	5.3	82t	14
C. Taylor	63	276	4.4	32	2
Ricard	19	79	4.2	30	0
Wright	28	73	2.6	17	0
Boller	30	62	2.1	15	0
T. Taylor	11	62	5.6	16	0
M. Smith	9	31	3.4	11t	2
Heap	3	21	7.0	9	0
Redman	2	4	2.0	4	0
TEAM	552	2674	4.8	82t	18
Opponents	448	1536	3.4	36	6

SCORING	TD	RU	PA	RT	K/PAT	FG	S	PTS
Stover	0	0	0	0	35/35	33/38	0	134
J. Lewis	14	14	0	0	0	0	0	84
Robinson	6	0	6	0	0	0	0	36
Heap	3	0	3	0	0	0	0	26
T. Jones	3	0	3	0	0	0	0	18
Reed	3	0	0	3	0	0	0	18
T. Taylor	3	0	3	0	0	0	0	18
M. Smith	2	2	0	0	0	0	0	12
C. Taylor	2	2	0	0	0	0	0	12
R. Lewis	1	0	0	1	0	0	0	6
McAlister	1	0	0	1	0	0	0	6
Ogden	1	0	1	0	0	0	0	6
Ricard	1	0	0	1	0	0	0	6
Williams	1	0	0	1	0	0	0	6
Richey	0	0	0	0	0/0	1/2	0	3
TEAM	41	18	16	7	35/35	34/40	0	391
Opponents	28	6	19	3	27/27	28/31	0	281

RECEIVING	NO	YDS	AVG	LG	TD
Heap	57	693	12.2	33t	3
T. Taylor	39	632	16.2	73t	3
Robinson	31	451	14.5	50t	6
J. Lewis	26	205	7.9	26	0
C. Taylor	20	132	6.6	23	0
T. Jones	19	159	8.4	25	3
Sanders	14	170	12.1	44	0
Ricard	9	62	6.9	15	0
R. Johnson	1	12	12.0	12	0
Ogden	1	1	1.0	1t	1
Boller	0	0	---	0	0
Ward	0	0	---	0	0
TEAM	217	2517	11.6	73t	16
Opponents	296	3158	10.7	82t	19

INTERCEPTIONS	NO	YDS	AVG	LG	TD
Reed	7	132	18.9	54t	1
R. Lewis	6	99	16.5	37	1
McAlister	3	93	31.0	83t	1
Baxter	3	41	13.7	34	0
Demps	2	57	28.5	54	0
Williams	1	52	52.0	52t	1
Hartwell	1	26	26.0	26	0
Suggs	1	11	11.0	11	0
TEAM	24	511	21.3	83t	4
Opponents	19	269	14.2	45	0

PUNTING	NO	YDS	AVG	Net	TB	In	LG	Bk
Zastudil	89	3649	41.0	35.2	8	21	67	0
Boller	1	29	29.0	29.0	0	0	29	0
Stover	1	34	34.0	14.0	1	0	34	0
TEAM	91	3712	40.8	34.9	9	21	67	0
Opponents	105	4211	40.1	34.7	8	28	68	2

PUNT RETURNS	Ret	FC	YDS	AVG	LG	TD
Brightful	45	20	351	7.8	44	0
Reed	5	3	33	6.6	19	0
Ward	3	0	26	8.7	16	0
TEAM	53	23	410	7.7	44	0
Opponents	42	18	354	8.4	44	0

KICKOFF RETURNS	NO	YDS	AVG	LG	TD
Brightful	29	716	24.7	75	0
C. Taylor	23	448	19.5	29	0
M. Smith	2	17	8.5	15	0
A. Thomas	1	21	21.0	21	0
Walls	1	0	0.0	0	0
Ward	1	20	20.0	20	0
TEAM	57	1222	21.4	75	0
Opponents	70	1495	21.4	97t	1

2003 STATISTICS

FIELD GOALS	1-19	20-29	30-39	40-49	50+
Stover	0/0	16/16	6/6	11/14	0/2
Richey	0/0	0/0	0/0	0/0	1/2
TEAM	0/0	16/16	6/6	11/14	1/4
Opponents	0/0	9/9	5/6	13/14	1/2

SACKS: Suggs 12.0, Boulware 8.5, Weaver 5.0, Douglas 4.5, A. Thomas 4.0, Gregg 3.0, Hartwell 3.0, R. Lewis 1.5, Baxter 1.0, C. Brown 1.0, Kemoiatu 1.0, Reed 1.0, Slaughter LG 1.0, Williams 1.0, Knight 0.5
TEAM 47.0, Opponents 42.0

Stover:(0)(45N,20G,40G,21G)(49G)(29G)(31G,22G,29G,37G)(25G)(45N,25G,39G,22G,29G)(23G,32G,23G)
 (41G,25G,41G)(39G,45G)(21G,40G,42G)(28G,47G,41G)(22G)(32G,28G,50N)(46N)(46G,52N,47G)
Richey:(0)(56G)(0000000000000000)(51N)
Opponents:(29G,31G)(44G,35G)(24G,50N)(46G)(46G)(44G,37G)(28G,22G)(24G)(49G,46G,48G,27G)(23G,52G,48N,43G)(45G,46G)(48G,40G)(25G,38G)(37G,23G)(37N)(42G)

2003 USUAL STARTING LINEUPS

OFFENSE

WR	89	Travis Taylor
TE	82	Terry Jones
LT	75	Jonathan Ogden
LG	64	Edwin Multitalo
C	62	Mike Flynn
RG	66	Bennie Anderson
RT	78	Orlando Brown
TE	86	Todd Heap
QB	8	Kyle Boller/2 Anthony Wright
RB	31	Jamal Lewis
FB	39	Alan Ricard

DEFENSE

DE	98	Anthony Weaver
NT	97	Kelly Gregg
DE	94	Marques Douglas
LOLB	96	Adalius Thomas*/90 Cornell Brown
LILB	56	Edgerton Hartwell
RILB	52	Ray Lewis
ROLB	58	Peter Boulware
LCB	21	Chris McAlister
RCB	26	Corey Fuller/28 Gary Baxter
SS	20	Ed Reed
FS	28	Gary Baxter/47 Will Demps #IR

2003 RAVENS HONOR ROLL

Pro Bowl: LB Peter Boulware (2nd-team), TE Todd Heap (2nd-team), RB Jamal Lewis (starter), LB Ray Lewis (starter), CB Chris McAlister (starter), T Jonathan Ogden (starter), S Ed Reed (starter), LB Adalius Thomas (ST)

AP Offensive Player of the Year: RB Jamal Lewis

AP Defensive Player of the Year: LB Ray Lewis

AP Defensive Rookie of the Year: LB Terrell Suggs

All-Pro: LB Peter Boulware (*Football Digest*-2nd team), TE Todd Heap (AP-2nd team, *Football Digest*-2nd team), RB Jamal Lewis (AP-1st team, *Football Digest*-1st team, *Pro Football Weekly*, *The Sporting News*), LB Ray Lewis (AP-1st team, *Football Digest*-1st team, *Pro Football Weekly*, *Sports Illustrated*, *The Sporting News*), CB Chris McAlister (AP-1st team, *Football Digest*-1st team, *Pro Football Weekly*), T Jonathan Ogden (AP-1st team, *Pro Football Weekly*, *Football Digest*-1st team, *Sports Illustrated*, *The Sporting News*), S Ed Reed (AP-2nd team, *Football Digest*-2nd team, *Sports Illustrated*, *The Sporting News*)

Pro Football Weekly Most Valuable Player: RB Jamal Lewis

Pro Football Weekly Defensive Most Valuable Player: LB Ray Lewis

Pro Football Weekly Defensive Rookie of the Year: LB Terrell Suggs

Pro Football Weekly All-Rookie Team: LB Terrell Suggs

Pro Football Weekly All-AFC: RB Jamal Lewis, T Jonathan Ogden, LB Ray Lewis, S Ed Reed, LB Adalius Thomas (ST)

Football Digest Defensive Player of the Year: LB Ray Lewis

Football Digest Assistant Coach of the Year: Defensive Coordinator Mike Nolan

All Community Team Awards: LB Edgerton Hartwell, RB Jamal Lewis, LB Ray Lewis, CB Chris McAlister, G Edwin Multitalo, T Jonathan Ogden, K Matt Stover

Ravens Nest Lineman of the Year: DE Anthony Weaver

Ravens Roost Extra Effort Award: NT Kelly Gregg

Ravens Roost Unsung Hero: LB Edgerton Hartwell

Ed Block Courage Award: DE Marques Douglas

2003 DEFENSIVE STATISTICS

From Coaches Video

PLAYER	TT	SOLO	AS	SACKS	YDS LOST	INT	PD	FC	FR
Lewis, Ray	225	160	65	1.5	11	6	13	2	2
Hartwell, Ed	140	89	51	3	20.5	1	5	2	0
Baxter, Gary	106	88	18	1	5	3	16	0	0
Gregg, Kelly	104	78	26	3	15	0	0	0	1
Reed, Ed	92	77	15	1	12	7	19	1	0
Douglas, Marques	89	62	27	4.5	32.5	0	3	1	0
Boulware, Peter	79	56	23	8.5	71	0	2	3	1
Weaver, Anthony	63	43	20	5	38	0	7	2	2
Demps, Will	59	41	18	0	0	2	11	1	0
McAlister, Chris	52	43	9	0	0	3	16	0	0
Fuller, Corey	41	37	4	0	0	0	8	0	0
Thomas, Adalius	34	26	8	4	21	0	8	1	0
Williams, Chad	34	27	7	1	7	1	8	1	0
Brown, Cornell	33	19	14	1	5	0	3	0	0
Suggs, Terrell	33	26	7	12	97	1	3	6	4
Kemoeatu, Maake	24	14	10	1	7	0	1	0	0
Knight, Tom	18	17	1	0.5	5	0	1	0	1
Johnson, Jarret	18	9	9	0	0	0	1	0	0
Parker, Riddick	12	8	4	0	0	0	0	0	0
Scott, Bart	9	7	2	0	0	0	0	0	1
Walls, Ray	5	5	0	0	0	0	2	0	0
Brightful, Lamont	2	2	0	0	0	0	0	0	0
Franklin, Aubrayo	1	1	0	0	0	0	0	0	0
Totals	1273	935	338	47.0	347	24	127	20	12

TOP THREE

SOLO	SACKS	FF	FR	PD
160 Ray Lewis	12.0 Terrell Suggs	6 Terrell Suggs	4 Terrell Suggs	19 Ed Reed
89 Ed Hartwell	8.5 Peter Boulware	3 Peter Boulware	2 Ray Lewis	16 Gary Baxter
88 Gary Baxter	4.5 Marques Douglas	2 3 tied	2 Anthony Weaver	16 Chris McAlister

2003 SPECIAL TEAMS STATISTICS

PLAYERS	TT	SOLO	AS	FF	FR	BK
Thomas, Adalius	23	17	6	1	0	1
Scott, Bart	19	12	7	0	0	0
Sapp, Gerome	16	9	7	0	1	0
Walls, Ray	12	9	3	0	0	0
Jones, John	11	8	3	0	0	0
Smith, Musa	10	8	2	0	0	0
Demps, Will	9	8	1	0	0	0
Morrow, Harold	9	5	4	0	0	0
Taylor, Chester	8	8	0	0	1	0
Brown, Cornell	8	5	3	0	0	0
Williams, Chad	6	4	2	0	2	0
Brightful, Lamont	5	3	2	0	1	0
Maese, Joe	5	3	2	0	1	0
Mughelli, Ovie	5	5	0	0	0	0
Jones, Terry	3	3	0	1	0	0
Johnson, Ron	2	1	1	0	0	0
Slaughter, TJ	2	1	0	0	0	0
Fuller, Corey	1	1	0	0	0	0
Ricard, Alan	1	1	0	0	0	0
Zastudil, Dave	1	0	0	0	0	0
Ogden, Jonathan	0	0	0	0	1	0
Reed, Ed	0	0	0	0	0	2
Totals	156	111	43	2	7	3

2003 POSTSEASON STATISTICS

RESULTS AND ATTENDANCE

WON 0, LOST 1

1/03 L 17-20 Tennessee 69,452

SCORE BY PERIODS

	1	2	3	4	OT	PTS
TEAM	7	3	0	7	0	17
Opponents	7	0	7	6	0	20

TEAM STATISTICS

	RAVENS	OPPONENT
TOTAL FIRST DOWNS	12	16
Rushing	1	10
Passing	11	6
Penalty	0	0
3rd Down: Made/Att	3/12	6/15
3rd Down Pct.	25.0	40.0
4th Down: Made/Att	0/0	0/0
4th Down Pct.	0.0	0.0
POSSESSION AVG.	24:52	35:08
TOTAL NET YARDS	255	324
Avg. Per Game	255.0	324.0
Total Plays	55	63
Avg. Per Play	4.6	5.1
NET YARDS RUSHING	54	165
Avg. Per Game	54.0	165.0
Total Rushes	16	40
NET YARDS PASSING	201	159
Avg. Per Game	201.0	159.0
Sacked/Yards Lost	2/13	0/0
Gross Yards	214	159
Att./Completions	37/20	23/14
Completion Pct.	54.1	60.9
Had Intercepted	2	3
PUNTS/AVERAGE	8/48.8	6/44.7
NET PUNTING AVG.	8/40.0	6/44.3
PENALTIES/YARDS	8/70	6/55
FUMBLES/BALL LOST	1/0	0/0
TOUCHDOWNS	2	2
Rushing	0	1
Passing	1	1
Returns	1	0

RUSHING

	NO	YDS	AVG	LG	TD
J. Lewis	14	35	2.5	8	0
Wright	2	19	9.5	11	0
TEAM	16	54	3.4	11	0
Opponents	40	165	4.1	16	1

PASSING

	ATT	COMP	YARDS	COMP%	YDS/ATT	TD	TD%	INT	INT%	LG	SACK/LOST	RATING
Wright	37	20	214	54.1	5.78	1	2.7	2	5.4	35t	2/13	57.7
TEAM	37	20	214	54.1	5.78	1	2.7	2	5.4	35t	2/13	57.7
Opponents	23	14	159	60.9	6.91	1	4.3	3	13.0	49t	0/0	56.5

SCORING

	TD	RU	PA	RT	K/PAT	FG	S	PTS
Demps	1	0	0	1			0	6
Heap	1	0	1	0			0	6
Stover	0	0	0	0	2/2	1/1	0	5
TEAM	2	0	1	1	2/2	1/1	0	17
Opponents	2	1	1	0	2/2	2/2	0	20

2-Pl. Conversions: TEAM 0-0, Opponents 0-0

SACKS: TEAM 0.0, Opponents 2.0

RECEIVING

	NO	YDS	AVG	LG	TD
T. Taylor	7	82	11.7	30	0
Heap	6	80	13.3	35t	1
C. Taylor	2	19	9.5	16	0
T. Jones	2	16	8.0	9	0
J. Lewis	2	4	2.0	6	0
Robinson	1	13	13.0	13	0
TEAM	20	214	10.7	35t	1
Opponents	14	159	11.4	49t	1

INTERCEPTIONS

	NO	YDS	AVG	LG	TD
Demps	1	56	56.0	56t	1
Reed	1	23	23.0	23	0
McAlister	1	0	0.0	0	0
TEAM	3	79	26.3	56t	1
Opponents	2	1	0.5	1	0

PUNTING

	NO	YDS	AVG	Net	TB	In	LG	Blk
Zastudil	8	390	48.8	40.0	0	0	56	0
TEAM	8	390	48.8	40.0	0	0	56	0
Opponents	6	268	44.7	44.3	0	4	63	0

PUNT RETURNS

	Ret	FC	YDS	AVG	LG	TD
Brightful	2	2	2	1.0	2	0
TEAM	2	2	2	1.0	2	0
Opponents	6	1	70	11.7	17	0

KICKOFF RET.

	NO	YDS	AVG	LG	TD
Brightful	2	34	17.0	26	0
C. Taylor	2	45	22.5	26	0
TEAM	4	79	19.8	26	0
Opponents	4	61	15.3	24	0

FIELD GOALS

	1-19	20-29	30-39	40-49	50+
Stover	0/0	0/0	0/0	1/1	0/0
TEAM	0/0	0/0	0/0	1/1	0/0
Opponents	0/0	0/0	0/0	2/2	0/0
Stover: (43G)					
TEAM: (43G)					
Opponents: (45G,46G)					

2003 POSTSEASON DEFENSIVE STATISTICS

From Coaches Video

PLAYER	TT	SOLO	AS	SACKS	YDS LOST	INT	PD	FF	FR
Lewis, Ray	18	12	6	0	0	0	0	0	0
Douglas, Marques	10	7	3	0	0	0	0	0	0
Hartwell, Ed	10	7	3	0	0	0	0	0	0
Demps, Will	8	7	1	0	0	1	1	0	0
Gregg, Kelly	6	2	4	0	0	0	0	0	0
Weaver, Anthony	6	5	1	0	0	0	0	0	0
Baxter, Gary	5	5	0	0	0	0	0	0	0
McAlister, Chris	3	3	0	0	0	1	2	0	0
Parker, Riddick	3	3	0	0	0	0	0	0	0
Reed, Ed	3	3	0	0	0	1	2	0	0
Brown, Cornell	2	2	0	0	0	0	0	0	0
Kemoeatu, Maake	2	2	0	0	0	0	0	0	0
Suggs, Terrell	2	1	1	0	0	0	0	0	0
Johnson, Jarret	1	0	1	0	0	0	0	0	0
Knight, Tom	1	1	0	0	0	0	0	0	0
Williams, Chad	1	1	0	0	0	0	0	0	0
Totals	81	61	20	0	0	3	5	0	0

2003 POSTSEASON SPECIAL TEAMS STATISTICS

PLAYERS	TT	SOLO	AS	FF	FR	BK
Smith, Musa	4	2	2	0	0	0
Morrow, Harold	3	1	2	0	0	0
Brightful, Lamont	1	1	0	0	0	0
Brown, Cornell	1	1	0	0	0	0
Demps, Will	1	1	0	0	0	0
Jones, Jr., Terry	1	1	0	0	0	0
Knight, Tom	1	1	0	0	0	0
Maese, Joe	1	1	0	0	0	0
Mughelli, Ovie	1	1	0	0	0	0
Scott, Bart	1	1	0	0	0	0
Franklin, Aubrayo	1	1	0	0	0	0
Totals	15	11	4	0	0	0



NOTES




**ED
REED**



**2004
NFL DEFENSIVE
PLAYER OF THE YEAR**

**ADALIUS
THOMAS**



BALTIMORE RAVENS CAREER LEADERS

ALL-TIME SCORING

RANK	NAME	TD			PAT		FG		S	TOTAL
		(RUN)	PASS	RET)	(MADE)	ATT)	(MADE)	ATT)		
1	Stover, Matt 1996-2004	0	0	0	275	276	242	289	0	1,001
2	Lewis, Jamal 2000-04*	33	1	0	0	0	0	0	0	206
3	Lewis, Jermaine 1996-2001	0	16	6	0	0	0	0	0	132
4	Jackson, Michael 1996-98***	0	18	0	0	0	0	0	0	114
5	Alexander, Derrick 1996-97*	0	18	0	0	0	0	0	0	110
	Ismail, Qadry 1999-2001*	0	18	0	0	0	0	0	0	110
7	Taylor, Travis 2000-04	0	15	0	0	0	0	0	0	90
8	Heap, Todd 2001-04*****	0	13	0	0	0	0	0	0	88
9	Holmes, Priest 1997-2000	10	1	0	0	0	0	0	0	66
10	Morris, Byron "Bam" 1996-97	8	1	0	0	0	0	0	0	54
11	Johnson, Patrick 1998-2001, 2004	0	7	1	0	0	0	0	0	48
12	Turner, Floyd 1996, 98**	0	7	0	0	0	0	0	0	46
13	Green, Eric 1996-98	0	7	0	0	0	0	0	0	42
	Rhett, Errict 1998-99	5	2	0	0	0	0	0	0	42
	Sharpe, Shannon 2000-01	0	7	0	0	0	0	0	0	42
	Stokley, Brandon 1999-2002	0	7	0	0	0	0	0	0	42
17	Taylor, Chester 2002-04*	4	2	0	0	0	0	0	0	38
18	Reed, Ed 2002-04	0	0	6	0	0	0	0	0	36
	Robinson, Marcus 2003	0	6	0	0	0	0	0	0	36
20	Byner, Earnest 1996-97*	4	1	0	0	0	0	0	0	32
21	Jones, Terry 2002-04	0	5	0	0	0	0	0	0	30
	McAlister, Chris 1999-2004	0	0	5	0	0	0	0	0	30
23	Brookins, Jason, 2001	5	5	0	0	0	0	0	0	30
	Woodson, Rod 1998-2001	0	0	5	0	0	0	0	0	30
25	Moore, Clarence 2004*	0	4	0	0	0	0	0	0	26
	Ricard, Alan 2001-04	2	0	2	0	0	0	0	0	24
	Armour, Justin 1999	0	4	0	0	0	0	0	0	24
	Ayanbadejo, Obafemi 2000-01	2	2	0	0	0	0	0	0	24
29	Sams, B.J. 2004	1	0	2	0	0	0	0	0	18
	Williams, Chad 2002-04	0	0	3	0	0	0	0	0	18
	Allen, Terry, 2001	3	0	0	0	0	0	0	0	18
	Case, Stoney 1999	3	0	0	0	0	0	0	0	18
33	Testaverde, Vinny 1996-97*	2	0	0	0	0	0	0	0	14
34	Hymes, Randy 2002-04	0	2	0	0	0	0	0	0	12
35	Ogden, Jonathan 1996-2004	0	2	0	0	0	0	0	0	12
	Smith, Musa 2003-04	2	0	0	0	0	0	0	0	12
	Gash, Sam 2000-02	0	2	0	0	0	0	0	0	12
	Graham, Jay 1997-99	2	0	0	0	0	0	0	0	12
	Johnson, Ron 2002-03	0	1	1	0	0	0	0	0	12
	Harris, Corey 1998-2001	0	0	2	0	0	0	0	0	12
	Kinchen, Brian 1996-98	0	2	0	0	0	0	0	0	12
	Potts, Roosevelt 1998	0	2	0	0	0	0	0	0	12
43	Lewis, Ray 1996-2004	0	0	1	0	0	0	0	1	8
44	Evans, Chuck 1999-2000*	0	1	0	0	0	0	0	0	8
45	Boller, Kyle 2003-04	1	0	0	0	0	0	0	0	6
	Dinkins, Darnell 2004	0	1	0	0	0	0	0	0	6
	Johnson, Jarret 2003-04	0	0	1	0	0	0	0	0	6
	Thomas, Adaluis 2000-04	0	0	1	0	0	0	0	0	6
	Sanders, Deion 2004	0	0	1	0	0	0	0	0	6
	Wilcox, Daniel 2004	0	1	0	0	0	0	0	0	6
	Arvie, Herman 1996	0	1	0	0	0	0	0	0	6
	Blake, Jeff 2002	1	0	0	0	0	0	0	0	6
	Brightful, Lamont 2002-03	0	0	1	0	0	0	0	0	6
	Caldwell, Mike 1996	0	0	1	0	0	0	0	0	6
	Cotton, Kenyon 1997-98	1	0	0	0	0	0	0	0	6
	Cunningham, Randall 2001	1	0	0	0	0	0	0	0	6
	DeLong, Greg 1999	0	1	0	0	0	0	0	0	6
	Grbac, Elvis 2001	1	0	0	0	0	0	0	0	6
	Johnson, Kevin 2004	0	1	0	0	0	0	0	0	6
	Jones, James 1996-98	0	1	0	0	0	0	0	0	6
	Jones, John 2000-03	0	1	0	0	0	0	0	0	6
	Langham, Antonio 1996-97	0	0	1	0	0	0	0	0	6
	Roe, James 1996-98	0	1	0	0	0	0	0	0	6
	Sharper, Jamie 1997-2001	0	0	1	0	0	0	0	0	6
	Starks, Duane 1998-2001	0	0	1	0	0	0	0	0	6
	Williams, Calvin 1996	0	1	0	0	0	0	0	0	6
67	Stat Team (team safety)	0	0	0	0	0	0	0	2	4

BALTIMORE RAVENS CAREER LEADERS

ALL-TIME SCORING

RANK	NAME	(RUN)	TD			PAT		FG		S	TOTAL
			PASS	RET)	(MADE	ATT)	(MADE	ATT)			
68	Richey, Wade 2003-04	0	0	0	0	0	1	2	0	3	
69	Burnett, Rob 1996-2001	0	0	0	0	0	0	0	1	2	
	Coates, Ben 2000*	0	0	0	0	0	0	0	0	2	
	Gardner, Carwell 1996*	0	0	0	0	0	0	0	0	2	
	McCrary, Michael 1997-2002	0	0	0	0	0	0	0	1	2	

* incl. one 2-point conversion **incl. two 2-point conv. ***incl. three 2-point conv. ***** incl. five 2-point conv.

TOP 10 RUSHING BY YARDS

RANK	NAME	ATT	YDS	AVG	LG	TD
1	Lewis, Jamal 2000-04	1,239	5,763	4.7	82t	33
2	Holmes, Priest 1997-2000	459	2,102	4.6	72	10
3	Morris, Byron "Bam" 1996-97	376	1,511	4.0	25	8
4	Taylor, Chester 2002-04	256	1,112	4.3	47	4
5	Rhett, Errict 1998-99	280	1,032	3.7	52t	5
6	Byner, Earnest 1996-97	243	947	3.9	42	4
7	Allen, Terry 2001	168	658	3.9	26	3
8	Brookins, Jason 2001	151	551	3.6	25	5
9	Graham, Jay 1997-99	116	408	3.5	19	2
10	Testaverde, Vinny 1996-97	68	326	4.8	22	2

TOP 10 RECEIVERS BY RECEPTIONS

RANK	NAME	NO	YDS	AVG	LG	TD
1	Taylor, Travis 2000-04	204	2,758	13.5	73t	15
2	Ismail, Qadry 1999-2001	191	2,819	14.8	77t	18
3	Jackson, Michael 1996-98	183	2,596	14.2	86t	18
4	Heap, Todd 2001-04	168	2,038	12.1	43	13
5	Sharpe, Shannon 2000-01	140	1,621	11.6	59t	7
6	Lewis, Jermaine 1996-2001	136	1,984	14.6	73t	16
7	Alexander, Derrick 1996-97	127	2,108	16.6	92	18
8	Green, Eric 1996-98	114	1,173	10.3	56	7
9	Lewis, Jamal 2000-04	110	1,059	9.6	77t	1
10	Holmes, Priest 1997-2000	88	585	6.6	34t	1

TOP 10 RECEIVERS BY YARDAGE

RANK	NAME	NO	YDS	AVG	LG	TD
1	Ismail, Qadry 1999-2001	191	2,819	14.8	77t	18
2	Taylor, Travis 2000-04	204	2,758	13.5	73t	15
3	Jackson, Michael 1996-98	183	2,596	14.2	86t	18
4	Alexander, Derrick 1996-97	127	2,108	16.6	92	18
5	Heap, Todd 2001-04	168	2,038	12.1	43	13
6	Lewis, Jermaine 1996-2001	136	1,984	14.6	73t	16
7	Sharpe, Shannon 2000-01	140	1,621	11.6	59t	7
8	Green, Eric 1996-98	114	1,173	10.3	56	7
9	Lewis, Jamal 2000-04	110	1,059	9.6	77t	1
10	Turner, Floyd 1996-98	70	973	13.9	66t	7

ALL-TIME INTERCEPTION LEADERS

RANK	NAME	NO	YDS	AVG	LG	TD
1	Reed, Ed 2002-04	21	657	31.3	106t*	2
2	Lewis, Ray 1996-2004	20	359	17.9	64	1
	Starks, Duane 1998-2001	20	196	11.7	64	1
	Woodson, Rod 1998-2001	20	380	19.0	66t	5
5	McAlister, Chris 1999-2004	15	337	22.5	98t	3
6	Langham, Antonio 1996-97	8	99	12.4	40t	1
7	Williams, Chad 2002-04	7	306	43.7	98t	3
8	Baxter, Gary 2001-04	5	74	14.8	34	0
	Harris, Corey 1998-2001	5	69	13.8	42	1
	Moore, Stevon 1996-99	5	66	13.2	38	0
	Staten, Ralph 1997-98	5	37	7.4	14	0
	Turner, Eric 1996	5	1	0.2	1	0

BALTIMORE RAVENS CAREER LEADERS

ALL-TIME PUNTING

RANK	NAME	NO	YDS	AVG	TB	In 20	LG	BK
1	Richardson, Kyle 1998-2001	364	15,069	41.4	35	128	67	5
2	Zastudil, Dave 2002-04	243	9,965	41.0	25	78	67	2
3	Montgomery, Greg 1996-97	151	6,520	43.2	7	47	67	1
4	Murphy, Nick 2004	18	777	43.2	2	6	54	0
5	Stewart, Kordell 2004	5	177	35.4	0	2	42	0
6	Stover, Matt 1996-2004	3	100	33.3	2	1	34	0
7	Boller, Kyle 2003-04	1	29	29.0	0	0	0	0

TOP 10 PUNT RETURNERS

RANK	NAME	NO	FC	YDS	AVG	LG	TD
1	Lewis, Jermaine 1996-2001	231	72	2,730	11.8	89t	6
2	Brightful, Lamont 2002-03	60	30	592	9.9	95t	1
3	Sams, B.J. 2004	55	12	575	10.5	78t	2
4	McAlister, Chris 1999-2004	22	5	166	7.5	24	0
5	Roe, James 1996-98	17	2	159	9.4	19	0
6	Starks, Duane 1998-2001	9	1	135	15.0	47	0
7	Ethridge, Ray 1996-97	6	1	24	4.0	16	0
8	Reed, Ed 2002-04	5	3	33	6.6	19	0
	Sanders, Deion 2004	5	0	41	8.2	23	0
10	Ward, Dedric 2003	3	0	26	8.7	16	0

TOP 10 KICKOFF RETURNS

RANK	NAME	NO	YDS	AVG	LG	TD
1	Lewis, Jermaine 1996-2001	139	3,153	22.7	76	0
2	Harris, Corey 1998-2001	123	2,950	24.0	95t	1
3	Brightful, Lamont 2003	63	1,417	22.4	75	0
4	Sams, B.J. 2004	59	1,251	21.2	64	0
5	Taylor, Chester 2003-04	33	684	20.7	54	0
6	Baldwin, Randy 1996	20	405	20.3	34	0
7	Johnson, Patrick 1998-2001	18	438	24.3	97t	1
8	Tate, Robert 2002	17	356	20.9	64	0
9	Roe, James 1996-98	11	229	20.8	33	0
10	Ethridge, Ray 1996-97	10	208	20.8	29	0

TOP 10 COMBINED YARDAGE


RANK	NAME	NO	YDS	AVG	TD
1	Lewis, Jermaine 1996-2001	532	8,001	15.0	22
2	Lewis, Jamal 2000-2004	1,349	6,822	5.1	34
3	Taylor, Travis 2000-04	229	2,982	13.0	15
4	Harris, Corey 1998-2001	125	2,951	23.6	1
5	Ismail, Qadry 1999-2001	198	2,929	14.8	18
6	Holmes, Priest 1997-2000	551	2,738	4.9	11
7	Jackson, Michael 1996-98	183	2,596	14.2	18
8	Alexander, Derrick 1996-97	134	2,170	16.2	18
9	Heap, Todd 2001-04	175	2,097	11.9	13
10	Morris, Byron "Bam" 1996-97	432	1,955	4.5	9

* NFL Record

BALTIMORE RAVENS CAREER LEADERS

ALL-TIME PASSERS BY YARDAGE

RANK	NAME	ATT.	COMP.	PCT.	YARDS	Avg./		PCT		PCT		Sacks/		RATING
						ATT.	TD	INT.	INT.	LG	YDS.	LOST		
1	Testaverde, Vinny 1996-97	1,019	596	58.5	7,148	7.01	51	5.0	34	3.3	86t	54/399	82.8	
2	Boller, Kyle 2003-04	688	374	54.4	3,819	5.55	20	2.9	20	2.9	73t	52/339	68.1	
3	Banks, Tony 1999-2000	594	319	53.7	3,714	6.25	25	4.2	16	2.7	76t	53/342	75.7	
4	Grbac, Elvis 2001	467	265	56.7	3,033	6.49	15	3.2	18	3.9	77t	28/215	71.1	
5	Zeier, Eric 1996-98	318	184	57.9	2,367	7.44	12	3.8	5	1.6	92	39/262	87.3	
6	Blake, Jeff 2002	295	165	55.9	2,084	7.06	13	4.4	11	3.7	77t	30/203	77.3	
7	Harbaugh, Jim 1998	293	164	56.0	1,839	6.28	12	4.1	11	3.8	66t	23/145	72.9	
8	Dilfer, Trent 2000	226	134	59.3	1,502	6.65	12	5.3	11	4.9	59t	23/135	76.6	
9	Wright, Anthony 2002-04	178	94	52.8	1,199	6.74	9	5.1	8	4.5	64	19/125	72.3	
10	Redman, Chris 2000-03	198	106	53.5	1,111	5.6	7	3.5	5	2.5	36	17/113	71.3	
11	Case, Stoney 1999	170	77	45.3	988	5.81	3	1.8	8	4.7	54t	17/116	50.3	
12	Cunningham, Randall 2001	89	54	60.7	573	6.44	3	3.4	2	2.2	30	12/66	81.3	
13	Mitchell, Scott 1999	56	24	42.9	236	4.21	1	1.8	4	7.1	28t	6/30	31.5	
14	Lewis, Jermaine 1996-2001	1	1	100.0	3	3.0	0	0.0	0	0.0	3	0/0	79.2	
15	Richardson, Wally 1997-98	2	1	50.0	1	0.50	0	0.0	0	0.0	1	0/0	56.3	
16	Heap, Todd 2002-04	1	0	0.0	0	0.00	0	0.0	0	0.0	0	0/0	39.6	
17	Holmes, Priest 1997-2000	1	0	0.0	0	0.00	0	0.0	0	100.0	0	0/0	0.0	
18	Hymes, Randy 2002-04	1	0	0.0	0	0.00	0	0.0	0	0.0	0	0/0	39.6	
	Zastudil, Dave 2002-04	1	0	0.0	0	0.00	0	0.0	0	0.0	0	0/0	39.6	
20	Richardson, Kyle 1997-2001	1	1	100.0	(-11)	-11.00	0	0.0	0	0.0	-11	0/0	79.2	



QB Kyle Boller started all 16 games in 2004, his 2nd year in the NFL. He entered 2005 2nd on the Ravens' all-time list with 3,819 passing yards.

BALTIMORE RAVENS INDIVIDUAL RECORDS

SERVICE

Most Seasons

- 9 **Ray Lewis** (1996-2004)
Jonathan Ogden (1996-2004)
Matt Stover (1996-2004)
 8 Peter Boulware (1997-2004)
Mike Flynn (1997-2004)

Most Consecutive Starts

- 73 Michael McCrary (1997-2001)
 73 Jamie Sharper (1997-2001)
 64 Rod Woodson (1998-2001)

- 58 **Jonathan Ogden** (2000-03)
 57 Rob Burnett (1998-2001)

Most Games Played

- 143 **Matt Stover** (1996-2004)
 136 **Jonathan Ogden** (1996-2004)

Most Consecutive Games Played

- 111 Peter Boulware (1997-2003)
 97 **Matt Stover** (1996-2002)
 80 Jamie Sharper (1997-2001)

SCORING

Most Points Scored

Career

- 1,001 **Matt Stover** (275 PATs, 242 FG, 1996-2004)
 206 **Jamal Lewis** (34 TDs), 2000-04
 132 Jermaine Lewis (22 TDs), 1996-2001

Season

- 135 **Matt Stover** (30 PATs, 35 FGs), 2000
 134 **Matt Stover** (35 PATs, 33 FGs), 2003
 117 **Matt Stover** (30 PATs, 29 FGs), 2004

Game

- 24 Marcus Robinson (vs. Sea., 11/23/03), 4 TDs
 18 Qadry Ismail (at Pit., 12/12/99), 3 TDs
 Jermaine Lewis (vs. Sea., 12/7/97), 3 TDs
Matt Stover (at Ten., 9/21/97), 5 FGs, 3 PATs
 Michael Jackson (vs. Hou., 12/22/96), 3 TDs

Most Points By A Rookie

Season

- 38 **Jamal Lewis** (2000), 6 TDs, 1 (2-pt.)
 26 **Clarence Moore** (2004), 4 TDs, 1 (2-pt.)
 18 **B.J. Sams** (2004), 3 TDs
 Travis Taylor (2000), 3 TDs

Game

- 12 Travis Taylor (9/10/00 vs. Jax.)
Jamal Lewis (11/26/00 vs. Cle.)
Clarence Moore (twice, 11/14/04 at NYJ;
 12/12/04 vs. NYG)

Most Consecutive Games Scoring

- 46 **Matt Stover** 2002 (14) through 2003-04 (32)

Most TDs

Career

- 34 **Jamal Lewis** (2000-04), 33 rush, 1 rec.
 22 Jermaine Lewis (1996-2001), 16 rec., 6 PRs
 18 Michael Jackson (1996-98), 18 rec.
 Derrick Alexander (1996-97), 18 rec.
 Qadry Ismail (1999-2001), 18 rec.

Season

- 14 **Jamal Lewis** (2003), 14 rush
 Michael Jackson (1996), 14 rec.
 9 Derrick Alexander (1996, 1997), 9 rec.

Game

- 4 Marcus Robinson (vs. Sea., 11/23/03), 4 rec.
 3 **Jamal Lewis** (vs. Cin., 12/7/03), 3 rush
 Qadry Ismail (12/12/99 at Pit.), 3 rec.
 Jermaine Lewis (12/7/97 vs. Sea.), 2 PR, 1 rec.
 Michael Jackson (12/22/96 vs. Hou.), 3 rec.

Most TDs, Rookie Season

- 6 **Jamal Lewis** (2000), 6 rush
 4 **Clarence Moore** (2004), 4 rec.

Most Consecutive Games Scoring a TD

- 5 Michael Jackson, 1996 (games 7-11)
 4 **Jamal Lewis**, 2003 (games 1-4)

Most (Kicking) PAT Attempted

Career

- 276 **Matt Stover** (1996-2004)

Season

- 35 **Matt Stover** (2003 and 1996)

Game

- 5 **Matt Stover** (11/23/03 vs. Sea.)
Matt Stover (11/10/02 vs. Cin.)
Matt Stover (11/26/00 vs. Cle.)
Matt Stover (12/5/99 vs. Ten.)
Matt Stover (11/7/99 at Cle.)

Most (Kicking) PAT Made

Career

- 275 **Matt Stover** (1996-2004)

Season

- 35 **Matt Stover** (2003)

Game

- 5 **Matt Stover** (5 times, last 11/23/03 vs. Sea.)

Most Consecutive (Kicking) PAT

- 261 **Matt Stover**
 (10/27/96 through 1/2/05 - current)

Highest (Kicking) PAT

Percentage, Career (min. 30 att.)

- .996 **Matt Stover** (1996-2004, 275 of 276)

Most Two-Point Conversions

Career

- 5 **Todd Heap** (2001-04)
 3 Michael Jackson (1996-98)

Season

- 4 **Todd Heap** (2003)
 2 Floyd Turner (1998)
 Michael Jackson (1996)

Game

- 2 **Michael Jackson** (10/6/96 vs. NE), 2 rec.
(tied NFL record)

Most Field Goals Attempted

Career

- 289 **Matt Stover** (1996-2004)

Season

- 39 **Matt Stover** (2000)

Game

- 6 **Matt Stover** (9/21/97 at Ten.)

Most Field Goals Made

Career

- 242 **Matt Stover** (1996-2004)

Season

- 35 **Matt Stover** (2000)

Game

- 5 **Matt Stover** (10/8/00 at Jax.)
Matt Stover (12/26/99 vs. Cin.)
Matt Stover (9/21/97 at Ten.)

Most Consecutive Field Goals Made

- 22 **Matt Stover** (11/7/99-9/17/00)

Most Field Goals, One Quarter

- 3 **Matt Stover** (11/7/04 vs. Cle. - 2nd quarter)
Matt Stover (10/26/03 vs. Den. - 2nd quarter)
Matt Stover (1/7/02 vs. Min. - 2nd quarter)
Matt Stover (12/26/99 vs. Cin. - 2nd quarter)
Matt Stover (11/24/96 vs. Jax. - 2nd quarter)

BALTIMORE RAVENS INDIVIDUAL RECORDS

Most Consecutive Games Scoring Field Goals

*38 **Matt Stover** (10/31/99 -12/16/01)

Longest Field Goal

- 56 Wade Richey (9/14/03 vs. Cle.)
- 51 **Matt Stover** (10/13/02 at Ind.)
- Matt Stover** (10/15/00 at Was.)
- Matt Stover** (10/29/00 vs. Pit.)

Longest Field Goal Attempted

- 56 Wade Richey (9/14/03 vs. Cle.)
- 55 J.R. Jenkins (9/15/02 vs. TB)
- 54 **Matt Stover** (twice on 9/12/99 at STL)

Highest Field Goal Percentage

Career (Min. 50 att.)

83.7 **Matt Stover** (1996-2004), 242-289

Season (Min. 16 att.)

90.6 **Matt Stover** (2004), 29-32

Most Safeties

Career

- 1 **Ray Lewis** (1996-2004)
- Michael McCrary (1997-2002)
- Rob Burnett (1996-2001)

Season

- 1 Michael McCrary (2000)
- Ray Lewis** (1999)
- Rob Burnett (1998)

Game

- 1 Michael McCrary (12/24/00 vs. NYJ)
- Ray Lewis** (10/10/99 at Ten.)
- Rob Burnett (10/11/98 vs. Ten.)

Note: 5 safeties were scored by the Ravens entering 2005: 1 each by Michael McCrary, Rob Burnett and Ray Lewis, 1 team safety in 1998 and 1 team safety in 1997.

RUSHING

Most Rushing Attempts

Career

- 1,239 **Jamal Lewis** (2000; 2002-04)
- 459 Priest Holmes (1997-2000)
- 376 Bam Morris (1996-97)

Season

- 387 **Jamal Lewis** (2003)
- 309 **Jamal Lewis** (2000)
- 308 **Jamal Lewis** (2002)

Game

- 36 Priest Holmes (11/22/98 at Cin.)
- Bam Morris (10/26/97 at Was.)
- 35 Jay Graham (11/16/97 vs. Phi.-OT)

Most Yardage

Career

- 5,763 **Jamal Lewis** (2000; 2002-04)
- 2,102 Priest Holmes (1997-2000)
- 1,511 Bam Morris (1996-97)

Season

- 2,066 **Jamal Lewis** (2003)
- 1,364 **Jamal Lewis** (2000)
- 1,327 **Jamal Lewis** (2002)
- 1,008 Priest Holmes (1998)

Game

- *295 **Jamal Lewis** (9/14/03 vs. Cle.)
- 227 Priest Holmes (11/22/98 at Cin.)
- 205 **Jamal Lewis** (12/21/03 at Cle.)
- 187 **Jamal Lewis** (11/19/00 vs. Dal.)
- Jamal Lewis** (10/6/02 at Cle.)

Most 100-yard Rushing Games

Career

- 26 **Jamal Lewis** (2000-04)
- 7 Priest Holmes (1997-2000)
- 5 Bam Morris (1996-97)

Season

- 12 **Jamal Lewis** (2003)
- 5 **Jamal Lewis** (2002)
- Jamal Lewis** (2000)
- 4 **Jamal Lewis** (2004)
- Erriq Rhett (1999)
- Priest Holmes (1998)

Longest Run From Scrimmage

- 821 **Jamal Lewis** (9/14/03 vs. Cle.)
- 75 **Jamal Lewis** (9/26/04 at Cin.)
- Jamal Lewis** (10/6/02 at Cle.)
- 72 Priest Holmes (12/5/99 vs. Ten.)

Most Rushing TDs

Career

- 34 **Jamal Lewis** (2000-04)
- 10 Priest Holmes (1997-2000)
- 8 Bam Morris (1996-97)

Season

- 14 **Jamal Lewis** (2003)
- 7 **Jamal Lewis** (2004)
- Priest Holmes (1998)
- 6 **Jamal Lewis** (2002)
- Jamal Lewis** (2000)

Game

- 3 **Jamal Lewis** (12/7/03 vs. Cin.)
- 2 Many times
- (Last by **Jamal Lewis**, 9/19/04 vs. Pit.)

Most Consecutive Games With A Rushing TD

- 4 **Jamal Lewis** (2003)
- 3 **Jamal Lewis** (2004, 2000)
- 2 many times, last by Jason Brookins (2001)

Highest Rushing Average

Career (min. 200 carries)

- 4.7 **Jamal Lewis** (2000-04)
- 4.6 Priest Holmes (1997-2000)
- 4.3 **Chester Taylor** (2002-2004)

Season (min. 100 carries)

- 4.74 **Jamal Lewis** (2003)
- 4.46 **Chester Taylor** (2004)
- 4.41 **Jamal Lewis** (2000)

Game (min. 10 carries)

- 10.3 **Jamal Lewis** (9/26/04 at Cin.)
- 9.8 **Jamal Lewis** (9/14/03 vs. Cle.)
- 9.3 **Jamal Lewis** (12/21/03 at Cle.)
- 7.2 **Jamal Lewis** (10/6/02 at Cle.)
- Priest Holmes (12/22/99 at Pit.)

*NFL Record

BALTIMORE RAVENS INDIVIDUAL RECORDS

PASSING

Highest Quarterback Passer Rating

Career (min. 500 att.)

82.8	Vinny Testaverde (1996-97)
75.7	Tony Banks (1999-2000)
68.1	Kyle Boller (2003-04)

Season (min. 224 att.)

88.7	Vinny Testaverde (1996)
81.2	Tony Banks (1999)
70.9	Kyle Boller (2004)

Game (min. 15 att.)

134.7	Tony Banks (12/5/99 vs. Ten.)
133.3	Eric Zeier (9/27/98 vs. Cin.)
130.6	Vinny Testaverde (11/10/96 at Jax.)

Most Pass Attempts

Career

1,019	Vinny Testaverde (1996-97)
688	Kyle Boller (2003-2004)
594	Tony Banks (1999-2000)

Season

549	Vinny Testaverde (1996)
464	Kyle Boller (2004)
320	Tony Banks (1999-2000)

Game

63	Elvis Grbac (9/23/01 at Cin.)
51	Vinny Testaverde (10/27/96 vs. STL - OT)
50	Vinny Testaverde (11/24/96 vs. Jax. - OT)
	Jeff Blake (10/27/02 vs. Pit.)

Most Pass Completions

Career

596	Vinny Testaverde (1996-97)
374	Kyle Boller (2003-04)
319	Tony Banks (1999-2000)

Season

325	Vinny Testaverde (1996)
258	Kyle Boller (2004)
169	Tony Banks (1999)

Game

33	Elvis Grbac (9/23/01 at Cin.)
32	Vinny Testaverde (10/19/97 vs. Mia.)
31	Vinny Testaverde (11/24/96 vs. Jax. - OT)
	Vinny Testaverde (10/27/96 vs. STL - OT)

Most Passing Yardage

Career

7,148	Vinny Testaverde (1996-97)
3,819	Kyle Boller (2003-04)
3,714	Tony Banks (1999-2000)

Season

4,177	Vinny Testaverde (1996)
2,559	Kyle Boller (2004)
2,136	Tony Banks (1999)

Game

429	Vinny Testaverde (10/27/96 vs. STL - OT)
366	Vinny Testaverde (11/24/96 vs. Jax. - OT)
353	Vinny Testaverde (10/6/96 vs. NE)

Most 400-Yard Passing Games

Career

1	Vinny Testaverde (1996-97)
---	----------------------------

Season

1	Vinny Testaverde (1996)
---	-------------------------

Most 300-Yard Passing Games

Career

8	Vinny Testaverde (1996-97)
2	Jeff Blake (2002)
	Eric Zeier (1996-97)

Season

5	Vinny Testaverde (1996)
2	Jeff Blake (2002)
	Eric Zeier (1997)
1	Kyle Boller (2003)

Longest Completion

92	Eric Zeier to Derrick Alexander (12/7/97 vs. Sea.)
86f	Vinny Testaverde to Michael Jackson (12/22/96 vs. Hou.)
83f	Eric Zeier to Derrick Alexander (12/21/97 at Cin.)

Highest Completion Percentage

Career (min. 500 att.)

58.5	Vinny Testaverde (1996-97)
54.4	Kyle Boller (2003-04)
53.7	Tony Banks (1999-2000)

Season (min. 224 att.)

59.3	Trent Diller (2000)
59.2	Vinny Testaverde (1996)
57.7	Vinny Testaverde (1997)

Game (min. 15 att.)

80.0	Elvis Grbac (9/9/01 vs. Chi.) 24 of 30
80.0	Elvis Grbac (10/21/01 at Cle.) 16 of 20
79.4	Jim Harbaugh (11/1/98 vs. Jax.) 27 of 34

Highest Average Gain Per Attempt

Career (min. 500 att.)

7.01	Vinny Testaverde (1996-97)
6.61	Vinny Testaverde (1996)

Season (min. 224 att.)

7.61	Vinny Testaverde (1996)
7.61	Vinny Testaverde (1996)
7.61	Vinny Testaverde (1996)
7.61	Vinny Testaverde (1996)
7.61	Vinny Testaverde (1996)

Game (min. 15 att.)

12.92	Jeff Blake (12/29/02 at Pit.) 26-336
12.70	Eric Zeier (9/27/98 vs. Cin.) 20-254
10.79	Vinny Testaverde (12/1/96 vs. Pit.) 24-259

Most TDs

Career

51	Vinny Testaverde (1996-97)
25	Tony Banks (1999-2000)
20	Kyle Boller (2003-04)

Season

33	Vinny Testaverde (1996)
17	Tony Banks (1999)
15	Elvis Grbac (2001)

Game

5	Tony Banks (9/10/00 vs. Jax.)
4	Kyle Boller (12/12/04 vs. NYG)
	Anthony Wright (11/23/03 vs. Sea.)
	Tony Banks (12/5/99 vs. Ten.)
	Vinny Testaverde (10/20/96 at Den.)

Most Games, 4 TD Passes

Career

2	Tony Banks (1999-2000)
1	Kyle Boller (2003-04)
	Anthony Wright (2002-04)
	Vinny Testaverde (1996-97)

Season

1	Kyle Boller (2004)
	Anthony Wright (2003)
	Tony Banks (1999, 2000)
	Vinny Testaverde (1996)

Most Games, 3 or More TD Passes

Career

10	Vinny Testaverde (1996-97)
4	Tony Banks (1999-2000)

Season

7	Vinny Testaverde (1996)
3	Tony Banks (1999)

Most Consecutive Games, 3 or More TD Passes

Career

4	Vinny Testaverde (5th-8th games, 1996)
3	Tony Banks (12th-14th, 1999)

Most Consecutive Games, TD Passes

Career

13	Vinny Testaverde (13th, 1996-9th, 1997)
6	Tony Banks (10th-15th, 1999)
5	Trent Diller (11th-16th, 2000)

Most Consecutive Passes Attempted, None Intercepted

Career

175	Eric Zeier (11/9/97 - 9/20/98)
93	Vinny Testaverde (11/3/96 - 12/1/96)

Most Passes Had Intercepted

Career

34	Vinny Testaverde (1996-97)
20	Kyle Boller (2003-04)
18	Elvis Grbac (2001)

Season

19	Vinny Testaverde (1996)
18	Elvis Grbac (2001)

Game

4	Elvis Grbac (11/18/01 vs. Cle.)
	Vinny Testaverde (11/3/96 vs. Cin.)

RECORDS

BALTIMORE RAVENS INDIVIDUAL RECORDS

Most Pass Attempts, No Interceptions, Game

- 50 Vinny Testaverde (11/24/96 vs. Jax.)
- 47 Vinny Testaverde (10/19/97 vs. Mia.)
- 39 Tony Banks (10/8/00) at Jax.)

Lowest Percentage, Passes Had Intercepted

Career (min. 500 att.)

- 2.69 Tony Banks (1999-2000)
- 2.90 **Kyle Boller** (2003-04)
- 3.34 Vinny Testaverde (1996-97)

Season (min. 224 att.)

- 2.37 **Kyle Boller** (2004)
- 2.57 Tony Banks (1999)
- 2.91 Tony Banks (2000)

Most Times Sacked

Career

- 54 Vinny Testaverde (1996-97)
- 53 Tony Banks (1999-2000)
- 52 **Kyle Boller** (2003-04)

Season

- 35 **Kyle Boller** (2004)
- 34 Vinny Testaverde (1996)
- 33 Tony Banks (1999)

Game

- 7 Eric Zeier (12/21/97 at Cin.)
- Tony Banks (11/21/99 at Cin.)
- Jeff Blake (11/17/02 at Mia.)

RECEIVING

Most Pass Receptions

Career

- 204 Travis Taylor (2000-04)
- 191 Qadry Ismail (1999-01)
- 183 Michael Jackson (1996-98)
- 168 **Todd Heap** (2001-04)
- 140 Shannon Sharpe (2000-01)

Season

- 76 Michael Jackson (1996)
- 74 Qadry Ismail (2001)
- 73 Shannon Sharpe (2001)
- 69 Michael Jackson (1997)
- 68 **Todd Heap** (2002)

Game

- 13 Priest Holmes (10/11/98 vs. Ten.) - RB
- 10 Floyd Turner (12/13/98 vs. Min.)
- 9 6 times by 6 players, last by **Todd Heap** (9/12/04 at Cle.)

Most Seasons, 50 or More Receptions

- 2 **Todd Heap** (2002, 2003)
- Shannon Sharpe (2000, 2001)
- Qadry Ismail (1999, 2001)
- Derrick Alexander (1996, 1997)
- Michael Jackson (1996, 1997)

Most Consecutive Games, Pass Receptions

- 34 **Todd Heap** (all 16 in 2002 and 2003, 1st 2 in 2004)
- 31 Shannon Sharpe (final 15 in 2000 and all 16 in 2001)
- 23 Michael Jackson (final 3 in '96-1st 4 in '98)

Most Receiving Yardage

Career

- 2,819 Qadry Ismail (1999-2001), 191 rec.
- 2,758 Travis Taylor (2000-04), 204 rec.
- 2,596 Michael Jackson (1996-98), 183 rec.
- 2,108 Derrick Alexander (1996-97), 127 rec.
- 2,038 **Todd Heap** (2001-04), 168 rec.

Season

- 1,201 Michael Jackson (1996), 76 rec.
- 1,105 Qadry Ismail (1999), 68 rec.
- 1,099 Derrick Alexander (1996), 62 rec.
- 1,059 Qadry Ismail (2001), 74 rec.

Game

- 258 Qadry Ismail (12/12/99 at Pit.), 6 rec.
- 198 Derrick Alexander (12/1/96 vs. Pit.), 7 rec.
- 150 Derrick Alexander (12/7/97 vs. Sea.), 6 rec.
- Michael Jackson (11/24/96 vs. Jax.), 9 rec.

Most Receiving Yardage in a Half

- 210 Qadry Ismail (12/12/99 at Pit.), 4 rec.
- 166 Derrick Alexander (12/1/96), 5 rec.

Most Seasons, 1,000 or More Yards, Pass Receiving

- 2 Qadry Ismail (1999, 2001)
- Derrick Alexander (1996-97)

Most Games, 100 or More Yards, Pass Receiving

Career

- 6 Derrick Alexander (1996-97)
- 5 Qadry Ismail (1999-2001)
- Michael Jackson (1996-98)

Season

- 4 Michael Jackson (1996)
- 3 Qadry Ismail (1999)
- Derrick Alexander (1996, 1997)

Most Consecutive Games, 100 or More Yards, Pass Receiving

- 3 Qadry Ismail (1999)
- 2 Floyd Turner (1996, 1998)

Longest Pass Reception

- 92 Derrick Alexander (12/7/97 vs. Sea.)
- 86t Michael Jackson (12/22/96 vs. Hou.)
- 83t Derrick Alexander (12/21/97 at Cin.)

Average Gain Per Reception

Career (min. 58 receptions)

- 16.6 Derrick Alexander (1996-97), 127 rec.
- 15.5 **Patrick Johnson** (1998-2001), 58 rec.
- 14.8 Qadry Ismail (1999-2001), 191 rec.

Season (min. 25 receptions)

- 19.1 Jermaine Lewis (1998), 41 rec.
- 18.1 **Patrick Johnson** (1999), 29 rec.
- 17.7 Derrick Alexander (1996-97), 62 rec.

Game (min. 3 receptions)

- 43.0 Qadry Ismail (12/12/99 at Pit.), 6-258
- 34.5 Travis Taylor (10/19/03 at Cin.), 4-138
- 31.8 Travis Taylor (11/3/02 at Atl.), 4-127

Most TD Receptions

Career

- 18 Qadry Ismail (1999-2001)
- Michael Jackson (1996-98)
- Derrick Alexander (1996-97)
- 16 Jermaine Lewis (1996-2001)

Season

- 14 Michael Jackson (1996)
- 9 Derrick Alexander (1996, 1997)
- 7 Qadry Ismail (2001)

Game

- 4 Marcus Robinson (11/23/03 vs. Sea.)
- 3 Qadry Ismail (12/12/99 at Pit.)
- Michael Jackson (12/22/96 vs. Hou.)
- 2 14 times by 8 players, last by **Clarence Moore** (12/12/04 vs. NYG)

Most Consecutive Games, TD Receptions

- 5 Michael Jackson (1996, 7th-11th games)
- 4 Derrick Alexander (1997, 6th-9th games)
- 2 Many times, last by **Todd Heap** (2004, 13th-14th games)

BALTIMORE RAVENS INDIVIDUAL RECORDS

INTERCEPTIONS

Most Interceptions

Career

- 21 **Ed Reed** (2002-2004)
- 20 **Ray Lewis** (1996-2003)
- Rod Woodson (1998-2001)
- Duane Starks (1998-2001)

Season

- 9 **Ed Reed** (2004)
- 7 **Ed Reed** (2003)
- Rod Woodson (1999)
- 6 **Ray Lewis** (2003)
- Duane Starks (2000)
- Rod Woodson (1998)

Game

- 2 11 times by 9 players, last by **Deion Sanders** (10/24/04 vs. Buf.)

Most Consecutive Games With An Interception

- 5 Eric Turner (10/27/96-11/24/96)
- 3 4 times by 3 players, last by **Ed Reed** (11/7/04-11/21/04)

Most Yards Gained After Interceptions

Career

- 657 **Ed Reed** (2002-04)
- 380 Rod Woodson (1998-2001)
- 359 **Ray Lewis** (1996-2004)
- 337 **Chris McAlister** (1999-2004)

Season

- *358 **Ed Reed** (2004)
- 195 Rod Woodson (1999)
- 167 **Ed Reed** (2002)

Game

- 106 **Ed Reed** (11/07/04 vs. Cle.)

- 94 **Chad Williams** (10/24/04 vs. Buf.)
- Ray Lewis** (12/23/01 vs. Cin.)
- 90 **Ed Reed** (9/26/04 at Cin.)
- 87 **Chris McAlister** (10/12/03 at Ari.)
- 85 Duane Starks (12/24/00 vs. NYJ)
- 78 **Ed Reed** (11/14/04 at NYJ)

Longest Interception Return

- *106t **Ed Reed** (11/7/04 vs. Cle.)
- 98t **Chad Williams** (12/1/02 at Cin.)
- Chris McAlister** (12/24/00 vs. NYJ)
- 94 **Chad Williams** (10/24/04 vs. Buf.)
- 83t **Chris McAlister** (10/12/03 at Ari.)
- 78 **Ed Reed** (11/14/04 at NYJ)

Highest Average on Interception Returns

Career (min. 3)

- 43.7 **Chad Williams** (2002-04, 7-306)
- 31.3 **Ed Reed** (2002-04, 21-657)
- 24.7 Kim Herring (1998-2000, 3-74)
- 23.7 **Deion Sanders** (2004, 3-71)
- 22.5 **Chris McAlister** (2000-04, 15-337)

Most TDs on Interception Returns

Career

- 5 Rod Woodson (1998-2001)
- 3 **Chad Williams** (2002-04)
- 2 **Ed Reed** (2002-04)

Season

- 2 Rod Woodson (2000)
- Rod Woodson (1998)

Game

- 1 21 times by 11 players last by **Jarret Johnson** (1/2/05 vs. Mia.)

PUNTING

Most Punts

Career

- 364 Kyle Richardson (1998-2001)
- 243 **Dave Zastudil** (2002-04)
- 151 Greg Montgomery (1996-97)

Season

- 103 Kyle Richardson (1999)
- 90 Kyle Richardson (1998)
- 89 **Dave Zastudil** (2003)

Game

- 10 Kyle Richardson (12/24/00 vs. NYJ)
- Kyle Richardson (9/20/98 at Jax.)
- 9 **Dave Zastudil** (11/17/02 at Mia.)

Longest Punt

- 67 **Dave Zastudil** (9/28/03 vs. KC)
- Kyle Richardson (12/27/98 vs. Det.)
- Greg Montgomery (9/29/96 vs. NO)

Highest Punting Average

Career (min. 100)

- 43.2 Greg Montgomery (1996-97)
- 41.4 Kyle Richardson (1998-2001)
- 40.4 **Dave Zastudil** (2002-04)

Season

- 43.9 Kyle Richardson (1998)
- 42.3 Kyle Richardson (1999)
- 41.6 **Dave Zastudil** (2002)

Game (min. 4 punts)

- 52.2 **Dave Zastudil** (9/30/02 vs. Den.), 6-315
- 49.1 Kyle Richardson (9/20/98 at Jax.), 10-491
- 49.0 Greg Montgomery (9/8/96 at Pit.), 4-196

Most Punts Inside the 20

Career

- 128 Kyle Richardson (1998-2001)
- 78 **Dave Zastudil** (2002-04)
- 47 Greg Montgomery (1996-97)

Season

- *39 Kyle Richardson (1999)
- 35 Kyle Richardson (2000)
- 31 **Dave Zastudil** (2002)

Game

- 5 Kyle Richardson (12/23/01 vs. Cin.)
- Dave Zastudil** (11/17/02 at Mia.)
- 4 **Dave Zastudil** (12/19/04 at Ind.)
- Nick Murphy (11/28/04 at NE)
- Kyle Richardson (9 times, last 11/12/00 at Ten.)
- Greg Montgomery (9/19/96 vs. Oak.)

Most Consecutive Punts, None Blocked

- 165 **Dave Zastudil** (12/15/02 through current)

Most Punts Had Blocked

Career

- 5 Kyle Richardson (1998-2001)
- 2 **Dave Zastudil** (2002-04)

Season

- 2 **Dave Zastudil** (2002)
- Kyle Richardson (1998, 2001)

Game

- 2 **Dave Zastudil** (12/8/02 vs. NO)
- 1 5 times, last by Kyle Richardson (12/29/01 at TB)

*NFL Record

BALTIMORE RAVENS INDIVIDUAL RECORDS

PUNT RETURNS

Most Punt Returns

Career	
231	Jermaine Lewis (1996-2001)
60	Lamont Brightful (2002-03)
55	B.J. Sams (2004)
Season	
57	Jermaine Lewis (1999)
55	B.J. Sams (2004)
Game	
7	B.J. Sams (11/14/04 at NYJ)
	Jermaine Lewis (12/19/99 vs. NO)
	Jermaine Lewis (11/7/99 at Cle.)
	James Roe (11/16/97 vs. Phi. - OT)

Most Fair Catches

Career	
72	Jermaine Lewis (1996-2001)
30	Lamont Brightful (2002-03)
Season	
20	Lamont Brightful (2003)
18	Jermaine Lewis (1999)
Game	
4	Many times, last by Jermaine Lewis (10/7/01 vs. Ten.)

Most Yards Gained on Punt Returns

Career	
2,730	Jermaine Lewis (1996-2001)
592	Lamont Brightful (2002-03)
575	B.J. Sams (2004)
Season	
578	Jermaine Lewis (2000)
575	B.J. Sams (2004)

Game

184	Jermaine Lewis (12/7/97 vs. Sea.)
173	Jermaine Lewis (12/24/00 vs. NYJ)

Longest Punt Return

95t	Lamont Brightful (11/10/02 vs. Cin.)
89t	Jermaine Lewis (12/24/00 vs. NYJ)
	Jermaine Lewis (12/7/97 vs. Sea.)
87t	Jermaine Lewis (9/27/98 vs. Cin.)
78t	B.J. Sams (10/10/04 at Was.)

Highest Average

Career (min. 25)	
11.8	Jermaine Lewis (1996-2001)
10.5	B.J. Sams (2004)
Season	
16.1	Lamont Brightful (2002)
	Jermaine Lewis (2000)
15.6	Jermaine Lewis (1997)
Game (min. 3 returns)	
43.3	Jermaine Lewis (12/24/00 vs. NYJ)
36.8	Jermaine Lewis (12/7/97 vs. Sea.)

Most Touchdowns

Career	
6	Jermaine Lewis (1996-2001)
2	B.J. Sams (2004)
Season	
2	B.J. Sams (2004)
	Jermaine Lewis (1997, 1998, 2000)
Game	
2	Jermaine Lewis (12/24/00 vs. NYJ)
	Jermaine Lewis (12/7/97 vs. Sea.)

KICKOFF RETURNS

Most Kickoff Returns

Career	
139	Jermaine Lewis (1996-2001)
123	Corey Harris (1998-2001)
Season	
59	B.J. Sams (2004)
42	Jermaine Lewis (2001)
Game	
8	Corey Harris (12/13/98 vs. Min.)
7	Corey Harris (9/10/00 vs. Jax.)

Most Yards Gained on Kickoff Returns

Career	
3,153	Jermaine Lewis (1996-2001)
2,950	Corey Harris (1998-2001)
Season	
1,251	B.J. Sams (2004)
1,039	Jermaine Lewis (2001)
Game	
243	Corey Harris (12/13/98 vs. Min.)
183	B.J. Sams (10/4/04 vs. KC)

Longest Kickoff Return

97t	Patrick Johnson (12/13/98 vs. Min.)
95t	Corey Harris (12/13/98 vs. Min.)

Highest Average

Career (min. 40)	
24.0	Corey Harris (1998-2001), 123-2,950

22.7	Jermaine Lewis (1996-2001), 139-3,153
------	---------------------------------------

Season (min. 20)

27.6	Corey Harris (1998), 35-965
24.7	Lamont Brightful (2003), 29-716

Game (min. 3 returns)

43.3	Corey Harris (11/28/99 vs. Jax.), 3-130
38.6	Corey Harris (11/29/98 vs. Ind.), 5-193
32.7	Lamont Brightful (11/10/02 vs. Cin.), 3-98
31.7	Lamont Brightful (12/15/02 at Hou.), 3-95
30.5	Jermaine Lewis (12/2/01 vs. Ind.), 4-122
30.5	B.J. Sams (10/4/04 vs. KC), 6-183

Most TDs

Career	
1	Corey Harris (1998-2001)
	Patrick Johnson (1998-2001)
Season	
1	Corey Harris (1998)
	Patrick Johnson (1998)
Game	
1	Patrick Johnson (12/13/98 vs. Min.) (97 yards)
	Corey Harris (12/13/98 vs. Min.) (95 yards)

BALTIMORE RAVENS INDIVIDUAL RECORDS

COMBINED KICK RETURNS

Most Combined Kick Returns

Career	
370	Jermaine Lewis (1996-2001)
123	Lamont Brightful (2002-03)
Season	
114	B.J. Sams (2004)
84	Jermaine Lewis (2001)
Game	
11	B.J. Sams (11/14/04 at NYJ)
9	B.J. Sams (11/13/04 vs. NE) B.J. Sams (9/12/04 at Cle.) Jermaine Lewis (11/28/99 vs. Jax.) Jermaine Lewis (10/6/96 vs. NE)

Most Combined Kick Return Yardage

Career	
5,883	Jermaine Lewis (1996-2001)
2,009	Lamont Brightful (2002-03)

Season

1,826	B.J. Sams (2004)
1,558	Jermaine Lewis (2001)

Game

275	Jermaine Lewis (12/7/97 vs. Sea.)
250	B.J. Sams (10/4/04 vs. KC)

Most Touchdowns

Career

6	Jermaine Lewis (1996-2001)
2	B.J. Sams (2004)

Season

2	B.J. Sams (2004)
	Jermaine Lewis (2000)
	Jermaine Lewis (1998)
	Jermaine Lewis (1997)

Game

2	Jermaine Lewis (12/24/00 vs. NYJ)
	Jermaine Lewis (12/7/97 vs. Sea.)

FUMBLES

Most Fumbles

Career	
24	Jamal Lewis (2000-04)
20	Kyle Boller (2003-04)
	Vinny Testaverde (1996-97)
Season	
11	Kyle Boller (2004)
	Tony Banks (1999)
	Vinny Testaverde (1997)
Game	
3	Kyle Boller (10/26/03 vs. Den.) Tony Banks (12/12/99 at Pit.) Jim Harbaugh (12/20/98 at Chi.) Vinny Testaverde (10/26/97 at Was.) Vinny Testaverde (11/10/96 at Jax.)

Most Opponent Fumbles Recovered

Career	
9	Ray Lewis (1996-2004)
8	Rob Burnett (1996-2001)
6	Terrell Suggs (2003-04)
Season	
5	Rob Burnett (2000)
4	Terrell Suggs (2003)
	Corey Harris (2001)
	Rod Woodson (2000)

Game

2	Fernando Smith (10/3/99 at Atl.)
---	----------------------------------

Longest Fumble Return (Opponents Fumble)

Career

36	Anthony Pleasant (1996)
27	Robert Bailey (2000)

Season

36	Anthony Pleasant (1996)
27	Robert Bailey (2000)

Game

36	Anthony Pleasant (11/17/96 at SF)
27	Robert Bailey (10/8/00 at Jax.)

Most TDs on Fumble Returns

(Ravens Recovered Opponent Fumble)

Career

1	Ed Reed (2002-2004)
	Jamie Sharper (1997-2001)

Season

1	Ed Reed (2004)
	Jamie Sharper (2001)

Game

1	Ed Reed (10/10/04 at Was.)
	Jamie Sharper (1/7/02 vs. Min.)

COMBINED NET YARDS GAINED

Most Attempts

Career	
1,349	Jamal Lewis (2000-04)
551	Priest Holmes (1997-2000)
Season	
413	Jamal Lewis (2003)
276	Priest Holmes (1998)
Game	
40	Jay Graham (11/16/97 vs. Phi.)
36	Priest Holmes (11/22/98 at Cin.)

Most Yardage Gained

Career	
8,001	Jermaine Lewis (1996-2001)
6,822	Jamal Lewis (2000-04)
Season	
2,271	Jamal Lewis (2003)
2,025	Jermaine Lewis (1997)
1,847	B.J. Sams (2004)
Game	
308	Jermaine Lewis (12/7/97 vs. Sea.)
295	Jamal Lewis (9/14/03 vs. Cle.)
258	Qadry Ismail (12/12/99 at Pit.)

BALTIMORE RAVENS INDIVIDUAL RECORDS

SACKS

Most Sacks

Career

67.5	Peter Boulware (1997-2004)
51.0	Michael McCrary (1997-2002)
22.5	Terrell Suggs (2003-04)
22.0	Ray Lewis (1996-2004)

Season

15.0	Peter Boulware (2001)
14.5	Michael McCrary (1998)
*12.0	Terrell Suggs (2003 - Rookie)

Game

4.0	Michael McCrary (11/8/98 vs. Oak.) Peter Boulware (1/7/02 vs. Min.)
3.5	Michael McCrary (12/5/99 vs. Ten.) Jamie Sharper (11/12/01 at Ten.)
3.0	Bennie Thompson (11/10/96 at Jax.) Michael McCrary (11/16/97 vs. Phi.) Michael McCrary (12/26/99 vs. Cin.)

Most Sack Yardage

Career

410	Peter Boulware (1997-2004)
350	Michael McCrary (1997-2002)
180.5	Terrell Suggs (2003-04)
149	Ray Lewis (1996-2004)

Season

124	Michael McCrary (1998)
97	Terrell Suggs (2003)
87.5	Peter Boulware (2001)
83.5	Terrell Suggs (2004)

Game

35	Michael McCrary (11/8/98 vs. Oak.)
29.5	Adalius Thomas (11/25/01 at Jax.)
27	Michael McCrary (11/16/97 vs. Phi.)
22	Peter Boulware (12/7/03 at Cin.)

*Rookie Franchise Record

TACKLES

Most Tackles

Career

1,597	Ray Lewis (1996-2004)
522	Jamie Sharper (1997-2001)
484	Peter Boulware (1997-2004)
457	Michael McCrary (1997-2002)

Season

225	Ray Lewis (2003)
210	Ray Lewis (1997)
200	Ray Lewis (2004)

Game

22	Ray Lewis (9/14/97 at NYG)
20	Ray Lewis (9/30/02 vs. Den.) Ray Lewis (10/15/00 at Was.)
19	Ray Lewis (11/30/03 vs. SF) Ray Lewis (9/28/03 vs. KC)
18	Ray Lewis (9/21/03 at SD) Ray Lewis (12/2/01 vs. Ind.) Ray Lewis (9/19/99 vs. Pit.)
17	Ray Lewis (9/19/04 vs. Pit.) Ray Lewis (12/13/98 vs. Min.) Ray Lewis (10/26/97 at Was.) Ray Lewis (11/9/97 at Pit.)

Note: Tackles are not an official statistic recognized by the National Football League. Ravens tackles are determined by coaching staff after reviewing game video.



Pro Bowl LB Ray Lewis passed the 1,500-career tackle mark in 2004, after his 200-tackle performance. It was the 3rd time in his career that Lewis has tallied at least 200 tackles.



BALTIMORE RAVENS TEAM RECORDS

VICTORIES

Most Games Won, Season

12 2000
10 2003
2001

Most Consecutive Games Won

7 2000
4 1999

Most Home Games Won

7 2003
6 2004, 2001, 2000

Most Consecutive Home Games Won

6 2003
4 2000

Most Away Games Won

6 2000

Most Consecutive Away Games Won

3 2001, 2000

LOSSES

Most Games Lost, Season

12 1996

Most Consecutive Games Lost

4 1997
1996 (final 3-1st game in 1997)
1996

Most Home Games Lost, Season

4 2002, 1999, 1998, 1997, 1996

Most Consecutive Home Games Lost

3 1999
2 2002, 2000, 1998, 1997, 1996

Most Away Games Lost, Season

8 1996
6 1998

Most Consecutive Away Games Lost

8 1996
4 2003, 1997

SCORING

Most Points Scored

Season
391 2003
371 1996

Game

44 11/26/00 vs. Cle.
11/23/03 vs. Sea. - OT
11/30/03 vs. SF
41 11/7/99 at Cle.
12/5/99 vs. Ten.

Most Points Scored by Opponents

Season
441 1996
354 2002

Game

46 10/6/96 vs. NE
45 10/20/96 at Den.
11/1/98 vs. Jax.
42 10/5/97 at Pit.

Most Points Scored, Both Teams

Season
812 1996
672 2003

Game

85 11/23/03, Bal. (44) vs. Sea. (41) OT
84 10/6/96, Bal. (38) vs. NE (46)
79 10/20/96, Bal. (34) at Den. (45)

Fewest Points Scored

Season
269 1998
303 2001

Game

0 11/9/97 at Pit.; 9/15/02 vs. TB
3 6 times, last 11/28/04 at NE

Fewest Points Scored by Opponent

Season
*165 2000
265 2001

Game

0 7 times, last 12/21/03 at Cle.
3 1/7/02 vs. Min.

Fewest Points Scored, Both Teams

Season
498 2000
568 2001

Game

9 11/14/99, Bal. (3) at Jax. (6)
13 10/15/00, Bal. (3) at Was. (10)
15 10/29/00, Bal. (6) vs. Pit. (9)
11/16/03, Bal. (6) at Mia. (9)

Most Points Overcome to Win Game

17 11/23/03 vs. Sea.
(trailed 41-24, won 44-41 in OT)
16 9/10/00 vs. Jax.
(trailed 23-7, won 39-36)
14 11/14/04 at NYJ
(trailed 14-0, won 20-17 in OT)
11/21/99 at Cin.
(trailed 14-0, won 34-31)
11/29/98 vs. Ind.
(trailed 24-10, won 38-31)
10/27/96 vs. STL
(trailed 20-6, won 37-31 in OT)

Largest Blown Lead to Lose Game

21 10/5/97 vs. Pit. (led 21-0, lost 42-34)
18 11/3/96 vs. Cin. (led 21-3, lost 24-21)
17 12/5/04 vs. Cin. (led 20-3, lost 27-26)

Most Points, Each Half

1st

31 vs. Cle. (11/26/00)
vs. Den. (9/30/02)
30 vs. Dal. (11/21/04)

2nd

38 vs. Sea. (11/23/03) (plus 3 in OT)
32 vs. Jax. (9/10/00)
25 vs. Ind. (11/29/98)
vs. STL (10/27/96) (plus 6 in OT)

Most Points, Both Teams, Half

1st

55 11/1/98, Bal. (13) vs. Jax. (42)
45 9/8/96, Bal. (17) at Pit. (28)
41 10/20/96, Bal. (13) at Den. (28)

2nd

**62 11/23/03, Bal. (38) vs. Sea (24)
50 10/6/96, Bal. (24) vs. NE (26)
45 9/10/00, Bal. (32) vs. Jax. (13)
10/5/97, Bal. (10) vs. Pit. (35)

*16-game NFL record

**plus 3 by Bal. in overtime

BALTIMORE RAVENS TEAM RECORDS

Most Points Scored, Each Quarter

1st	14	12/13/98 vs. Min. 9/27/98 vs. Cin. 10/5/97 vs. Pit.
2nd	31	9/30/02 vs. Den.
	24	11/26/00 vs. Cle.
3rd	21	11/23/03 vs. Sea. 12/12/99 at Pit. 11/21/99 at Cin. 10/20/96 at Den.
4th	24	10/6/96 vs. NE
OT	6	10/3/99 at Atl. 10/27/96 vs. STL

Most Points Allowed, Each Quarter

1st	17	9/10/00 vs. Jax. 11/29/98 vs. Ind.
2nd	28	11/1/98 vs. Jax.
3rd	17	11/23/03 vs. Sea.
	15	10/6/96 vs. NE
4th	24	12/5/04 vs. Cin.
	23	11/28/99 vs. Jax.
OT	3	11/2/97 at NYJ 11/24/96 vs. Jax.

Most Points, Both Teams, Each Quarter

1st	26	12/13/98, Bal. (14) vs. Min. (12)
2nd	34	11/1/98, Bal. (6) vs. Jax. (28)
3rd	38	11/23/03, Bal. (21) vs. Sea. (17)
4th	35	10/6/96, Bal. (24) vs. NE (11)
OT	6	10/3/99, Bal. (6) at Atl. (0) 10/27/96, Bal. (6) vs. STL (0)

Most Consecutive Games Scoring

71	1997 (final 6) - 2002 (1st game)
46	2002 (final 14) - current

Most TDs

Season	45	1996
	41	2003
Game	5	11/30/03 vs. SF 11/23/03 vs. Sea. 11/10/02 at Cin. 11/26/00 vs. Cle. 9/10/00 vs. Jax. 12/5/99 vs. Ten. 11/7/99 at Cle. 10/27/96 vs. STL - OT 10/06/96 vs. NE

Fewest TDs

Season	29	1998
	31	2001
Game	0	16 times, last 11/28/04 at NE

Most TDs, Both Teams

Season	95	1996
	74	2002, 1997

Game

10	11/23/03, Bal. (5) vs. Sea. (5) 10/5/97, Bal. (4) vs. Pit. (6) 10/20/96, Bal. (4) at Den. (6) 10/6/96, Bal. (5) vs. NE (5)
----	---

Most Consecutive Games Scoring TDs

25	1996 (16) - 1997 (9)
----	----------------------

Most (1-Point) PAT

Season	34	1996
	35	2003
Game	5	11/10/02 at Cin. 11/26/00 vs. Cle. 12/5/99 vs. Ten. 11/7/99 at Cle.

Most (1-Point) PAT by Opponents

Season	41	1996
	35	1998
Game	6	3 times, last 11/1/98 vs. Jax.

Most (1-Point) PAT, Both Teams

Season	75	1996
	65	1998
Game	10	11/23/03, Bal. (5) vs. Sea. (5)
	9	10/5/97, Bal. (3) vs. Pit. (6)

Most (2-Point) PAT

Season	5	1996
	2	4 times, last 2002

Game	3	10/6/96 vs. NE
-------------	---	----------------

Most (2-Point) PAT by Opponent

Season	7	1996
	4	1999
Game	2	10/19/03 at Cin. 11/28/99 vs. Jax. 10/6/96 vs. NE

Most (2-Point) PAT, Both Teams

Season	12	1996
	5	1999
Game	*5	10/6/96, Ravens (3) vs. NE (2)

Most Field Goals Attempted

Season	40	2003
	39	2000
	35	2001
Game	6	9/21/97 at Ten.

Most Field Goals Made

Season	35	2000
	34	2003
	30	2001
Game	5	10/8/00 at Jax. 12/26/99 vs. Cin. 9/21/97 at Ten.

Fewest Field Goals Attempted

Season	25	1996
	26	2002

BALTIMORE RAVENS TEAM RECORDS

Fewest Field Goals Made

Season	19 1996
	21 2002, 1998

Most Field Goals Attempted by Opponent

Season	34 1997
	33 2001

Game	6 12/13/98 vs. Min.
------	---------------------

Most Field Goals Made by Opponent

Season	29 2002
	28 2003

Game	6 12/13/98 vs. Min.
------	---------------------

Fewest Field Goals Attempted by Opponent

Season	19 2000
	25 1999

Fewest Field Goals Made by Opponent

Season	14 2000
	19 2001, 1999

Most Consecutive Games Scoring Field Goals

38 1999 (Final 6)-2001

Most Consecutive Games Scoring Field Goals, by Opponent

15 1996

Most Field Goals Attempted, Both Teams

Game	8 11/2/97, Bal. (3) at NYJ (5)
	9/21/97, Bal. (6) at Ten. (2)
	11/24/96, Bal. (5) vs. Jax. (3)

Most Field Goals Made, Both Teams

Game	7 11/9/03, Bal. (3) at STL (4)
	10/13/02, Bal. (2) at Ind. (5)
	11/2/97, Bal. (3) at NYJ (4)

Most Safeties

Season	2 1998
--------	--------

Game	1 6 times, last 1/2/05 vs. Mia.
------	---------------------------------

Most Safeties by Opponent

Season	1 1997
	1996

Game	1 12/7/97 vs. Sea.
	9/15/96 at Hou.

* NFL Record

FIRST DOWNS

Most First Downs

Season	338 1996
	299 2001

Game	29 11/24/96 vs. Jax.
	28 10/6/96 vs. NE

Fewest First Downs

Season	243 1998
	259 2003, 1999

Game	5 12/24/00 vs. NYJ
------	--------------------

Most First Downs by Opponent

Season	351 1996
	316 2002

Game	33 11/3/96 vs. Cin.
	29 9/14/97 at NYG

Fewest First Downs by Opponent

Season	216 2000
	243 2003

Game	5 11/26/00 vs. Cle.
	7 9/24/00 vs. Cin.
	10/22/00 vs. Ten.

Most First Downs, Both Teams

Season	689 1996
	598 1997

Game	56 11/3/96, Bal. (23) vs. Cin. (33)
	54 10/6/96, Bal. (28) vs. NE (26)

Fewest First Downs, Both Teams

Season	504 2000
	507 2003

Game	22 11/14/99, Bal. (13) at Jax. (9)
	23 12/19/99, Bal. (15) vs. NO (8)
	9/14/03, Bal. (9) vs. Cle. (14)
	11/9/03, Bal. (16) at STL (7)

Most First Downs Rushing

Season	116 2000
	115 2003

Game	15 11/19/00 vs. Dal.
	14 11/26/00 vs. Cle.

Fewest First Downs Rushing

Season	86 1998
	87 1999

Game	1 12/14/97 vs. Ten.
	10/11/98 vs. Ten.
	11/15/98 at SD
	10/8/00 at Jax.
	12/24/00 vs. NYJ

Most First Downs Rushing by Opponent

Season	115 1996
	101 1997

Game	15 11/3/96 vs. Cin.
	14 9/8/96 at Pit.

Fewest First Downs Rushing by Opponent

Season	59 2000
	70 1999

BALTIMORE RAVENS TEAM RECORDS

Game

0 12/19/99 vs. NO
1 11/14/99 at Jax.
9/14/03 vs. Cle.

Most First Downs Rushing, Both Teams

Season

223 1996
200 1997

Game

24 11/3/96, Bal. (9) vs. Cin. (15)
22 9/8/96, Bal. (8) at Pit. (14)

Fewest First Downs Rushing, Both Teams

Season

157 1999
173 2001

Game

2 12/19/99, Bal. (2) vs. NO (0)
4 12/21/97, Bal. (2) at Cin. (2)
12/24/00, Bal. (1) vs. NYJ (3)

Most First Downs Passing

Season

208 1996
180 2001

Game

19 10/6/96 vs. NE
11/24/96 vs. Jax.

Fewest First Downs Passing

Season

121 2003
135 2004

Game

3 11/9/97 at Pit.

Most First Downs Passing by Opponent

Season

213 1996
190 2002

Game

20 12/13/98 vs. Min.
20 11/28/99 vs. Jax.

Fewest First Downs Passing by Opponent

Season

135 2000
144 2003

Game

2 11/26/00 vs. Cle.
3 9/26/99 vs. Cle.
10/22/00 vs. Ten.

Most First Downs Passing, Both Teams

Season

421 1996
356 1997

Game

37 10/6/96, Bal. (19) vs. NE (18)

Fewest First Downs Passing, Both Teams

Season

265 2003
291 2000

Game

9 9/26/99, Bal. (6) vs. Cle. (3)
10 9/14/03, Bal. (4) vs. Cle. (6)
10 10/10/04, Bal. (4) at Was. (6)

Most First Downs by Penalty

Season

27 2001
26 2002
24 1999

Game

5 11/21/99 at Cin.
12/26/99 vs. Cin.
10/27/02 at Pit.

Fewest First Downs by Penalty

Season

16 2000
17 1997, 1998

Most First Downs by Penalty by Opponent

Season

32 1999, 2000
31 2002

Game

7 11/15/98 at SD

Fewest First Downs by Penalty by Opponent

Season

22 2000
23 1996

Most First Downs by Penalty, Both Teams

Season

57 2002
56 1999

Game

9 11/15/98, Bal. (2) at SD (7)

Fewest First Downs by Penalty, Both Teams

Season

38 2000
42 1997

NET YARDS

Most Total Net Yards (Rushing and Passing)

Season

5,723 1996
5,124 2001

Game

479 11/19/00 vs. Dal.
478 10/27/96 vs. STL - OT
463 10/6/96 vs. NE

Fewest Total Net Yards (Rushing and Passing)

Season

4,375 2004
4,498 1998

Game

124 11/28/04 at NE
142 12/24/00 vs. NYJ

Most Total Net Yards by Opponent (Rushing and Passing)

Season

5,889 1996
5,363 1997

Game

548 10/20/96 at Den.
540 11/29/98 vs. Ind.

Most Consecutive Games, 300 or More Yards Gained

7 1996; 1996 (12) - 1997 (2)
5 1999 (12) - 1999 (16)

Fewest Total Net Yards by Opponent (Rushing and Passing)

Season

3,967 2000
4,222 1999

Game

94 9/24/00 vs. Cin.
107 10/10/04 at Was.
112 11/26/00 vs. Cle.

Most Total Net Yards, Both Teams (Rushing and Passing)

Game

964 10/27/96, Bal. (478) vs. STL (486) - OT
940 10/20/96, Bal. (392) at Den. (548)

Fewest Total Net Yards, Both Teams (Rushing and Passing)

Game

339 10/10/04, Bal. (232) at Was. (107)
364 11/15/98, Bal. (161) at SD (203)
374 11/14/99, Bal. (242) at Jax. (132)

BALTIMORE RAVENS TEAM RECORDS

RUSHING

Most Rushing Attempts

Season	552 2003
	511 2000
Game	51 11/26/00 vs. Cle.
	46 10/4/04 vs. KC

Fewest Rushing Attempts

Season	408 1998
	416 1996
Game	13 12/16/01 vs. Pit.
	14 12/6/98 at Ten.
	15 9/12/99 at STL
	11/15/98 at SD

Most Rushing Attempts by Opponent

Season	508 1996
	472 1998
Game	47 10/27/96 vs. STL - OT
	46 10/4/04 vs. KC
	42 12/26/04 at Pit.
	11/16/03 at Mia.
	9/8/96 at Pit.

Fewest Rushing Attempts by Opponent

Season	361 2000
	392 1999
Game	13 10/1/00 at Cle.
	14 12/5/99 vs. Ten.
	9/7/97 vs. Cin.
	11/19/00 vs. Dal.

Most Rushing Attempts, Both Teams

Season	1,000 2003
	960 2004
Game	75 11/16/03, Bal. (33) at Mia. (42)
	69 10/10/04, Bal. (43) at Was. (26)
	68 11/26/00, Bal. (51) vs. Cle. (17)
	11/14/04, Bal. (32) at NYJ (36)

Fewest Rushing Attempts, Both Teams

Season	823 1999
	827 2000
Game	36 12/5/99, Bal. (22) vs. Ten. (14)
	40 12/19/99, Bal. (24) vs. NO (16)
	9/12/99, Bal. (15) at STL (25)

Most Yards Gained Rushing

Season	2,669 2003
	2,198 2000
	2,063 2004
Game	343 9/14/03 vs. Cle.
	276 12/21/03 at Cle.
	254 9/26/04 at Cin.

Fewest Yards Gained Rushing

Season	1,589 1997
	1,628 1998
Game	24 12/20/98 at Chi.
	36 10/11/98 vs. Ten.
	41 11/4/01 at Pit.

Most Yards Gained Rushing by Opponent

Season	1,920 1996
	1,762 2002
Game	222 10/20/96 at Den.
	214 10/5/97 vs. Pit.
	206 9/8/96 at Pit.

Fewest Yards Gained Rushing by Opponent

Season	970 2000
	1,231 1999
Game	4 9/24/00 vs. Cin.
	11 12/19/99 vs. NO
	44 12/27/98 vs. Det.

Most Yards Gained Rushing, Both Teams

Season	4,210 2003
	3,744 2004
Game	403 9/14/03, Bal. (343) vs. Cle. (60)
	363 9/26/04, Bal. (254) at Cin. (109)
	354 12/21/03, Bal. (276) at Cle. (78)
	331 9/28/03, Bal. (202) vs. KC (129)

Fewest Yards Gained Rushing, Both Teams

Season	2,985 1999
	3,169 2000
Game	72 12/19/99, Bal. (61) vs. NO (11)
	97 11/15/98, Bal. (40) at SD (57)

Highest Average Gain, Rushing

Season	4.8 2003
	4.3 2000

Lowest Average Gain, Rushing

Season	3.8 1997
	3.7 2001

Highest Average Gain, Rushing by Opponent

Season	3.8 1996
	3.7 2002

Lowest Average Gain, Rushing by Opponent

Season	2.7 2000
	3.1 1999

Most TDs Rushing

Season	18 2003
	11 2004, 2001

Game	3 12/21/03 at Cle.
	12/7/03 vs. Cin.
	11/26/00 vs. Cle.
	11/7/99 at Cle.

Fewest TDs Rushing

Season	7 1998, 1997
	9 3 times (last 2002)

Most TDs Rushing by Opponent

Season	18 1996
	17 2 times (last 2002)
Game	3 6 times (last 12/8/02 vs. NO)

Fewest TDs Rushing by Opponent

Season	5 2000
	6 2003, 1999

BALTIMORE RAVENS TEAM RECORDS

PASSING

Most Passing Attempts

Season	
586	1997
557	2001

Game

64	9/23/01 at Cin.
51	10/27/96 vs. STL - OT
	10/21/99 vs. KC
50	11/24/96 vs. Jax.
	10/27/02 vs. Pit.

Fewest Passing Attempts

Season	
415	2003
479	2002

Game

17	11/8/98 vs. Oak.
	10/4/04 vs. KC
18	6 times, last 10/10/04 at Was.

Most Passing Attempts by Opponent

Season	
599	1999
573	2002

Game

69	12/24/00 vs. NYJ
56	12/13/98 vs. Min.
54	9/30/02 vs. Den.

Fewest Passing Attempts by Opponent

Season	
527	2000
531	2003

Game

15	10/13/96 at Ind.
16	10/21/99 vs. KC
	9/17/00 vs. Mia.

Most Passing Attempts, Both Teams

Season	
1,145	1999
1,142	1997

Game

96	11/24/96, Bal. (50) vs. Jax. (46)
94	9/23/01, Bal. (64) at Cin. (30)
	12/24/00, Bal. (25) vs. NYJ (69)
91	10/27/96, Bal. (51) vs. STL (40) - OT

Fewest Passing Attempts, Both Teams

Season	
946	2003
1,016	1998

Game

42	10/29/00, Bal. (24) vs. Pit. (18)
45	10/13/96, Bal. (30) at Ind. (15)
46	11/8/98, Bal. (17) vs. Oak. (29)

Most Pass Completions

Season	
338	1997
335	1996

Game

34	9/23/01 at Cin.
32	10/19/97 vs. Mia.
31	10/27/96 vs. STL - OT
	11/24/96 vs. Jax.

Fewest Pass Completions

Season	
217	2003
258	2004

Game

7	9/14/03 vs. Cle.
8	12/7/03 vs. Cin.
	12/12/99 at Pit.

9	10/10/04 at Was.
	10/12/03 at Ari.
	11/22/98 at Cin.

Most Pass Completions by Opponent

Season	
360	2002
295	2000

Game

35	9/30/02 vs. Den.
32	12/13/98 vs. Min.
31	12/5/99 vs. Ten.

Fewest Pass Completions by Opponent

Season	
276	2004

Game

9	10/29/00 vs. Pit
	10/21/99 vs. KC.
	10/13/96 at Ind.

Most Pass Completions, Both Teams

Season	
685	1996
670	1997

Game

59	11/24/96, Bal. (31) vs. Jax. (28)
57	10/27/96, Bal. (31) vs. STL (26) - OT

Fewest Pass Completions, Both Teams

Season	
513	2003
534	2004

Game

20	10/29/00, Bal. (11) vs. Pit. (9)
22	10/10/04, Bal. (9) at Was. (13)
24	9/14/03, Bal. (7) vs. Cle. (17)
	1/7/02, Bal. (10) vs. Min. (14)

Most Net Yards Gained, Passing

Season	
3,978	1996
3,702	1997

Game

404	10/27/96 vs. STL - OT
356	11/24/96 vs. Jax.
330	10/6/96 vs. NE

Fewest Net Yards Gained, Passing

Season	
2,255	2003
2,312	2004

Game

37	12/17/00 at Ari.
50	9/14/03 vs. Cle.
60	10/24/04 vs. Buf.

Most Net Yards Gained, Passing by Opponent

Season	
3,969	1996
3,673	1997

Game

473	12/24/00 vs. NYJ
375	9/10/00 vs. Jax.
371	10/6/02 at Cle.

Fewest Net Yards Gained, Passing by Opponent

Season	
2,805	2003
2,997	2000

Game

55	10/10/04 at Was.
64	12/10/00 vs. SD
74	11/9/03 at STL

BALTIMORE RAVENS TEAM RECORDS

Most Net Yards Gained, Passing, Both Teams

Season	
7,947	1996
7,375	1997

Game	
725	10/27/96, Bal. (404) vs. STL (321) - OT
637	11/24/96, Bal. (356) vs. Jax. (281)
643	10/20/96, Bal. (317) at Den. (326)

Fewest Net Yards Gained, Passing, Both Teams

Season	
5,060	2003
5,434	1004

Game	
131	10/10/04, Bal. (76) at Was. (55)
217	11/28/04, Bal. (47) at NE (170)
232	1/7/02, Bal. (139) vs. Min. (93)

Most Times Sacked

Season	
56	1999
43	2000

Game	
7	6 times, last 11/9/03 at STL

Fewest Times Sacked

Season	
35	2004
37	1997

Most Times Opponents Sacked

Season	
49	1999
47	2003

Game	
9	11/16/97 vs. Phi. - OT

Fewest Times Opponents Sacked

Season	
30	1996
33	2002

Most Times Sacked, Both Teams

Season	
105	1999
89	2003

Game	
12	11/23/03, Bal. (6) vs. Sea. (6) 10/18/98, Bal. (5) at Pit. (7)
11	11/23/03, Bal. (7) at STL (4) 11/16/97, Bal. (2) vs. Phi. (9) - OT

Fewest Times Sacked, Both Teams

Season	
68	1996
74	2004, 2002

Game	
0	12/26/04, Bal. (0) at Pit. (0) 10/19/97, Bal. (0) vs. Mia. (0)

Most Consecutive Games Sacked

23	(9th game in 2003 - 14th in 2004)
13	(7th in 1999 - 3rd in 2000)
	(10th in 1996 - 6th in 1997)

Most Consecutive Games Opponents Sacked

22	(9th game in 2000 - 14th in 2001)
21	(8th in 1997 - 12th in 1998)

Highest Completion Percentage

Season	
58.8	1996 (335-570)
57.7	1997 (358-586)

Game

80.0	9/9/01 vs. Chi. (24-30)
79.4	11/1/98 vs. Jax. (27-34)
75.0	9/27/98 vs. Cin. (15-20)

Highest Completion Percentage by Opponent

Season	
65.2	1996 (350-537)
62.8	2002 (360-573)

Game	
83.9	11/17/96 at SF (26-31)
80.6	12/5/04 vs. Cin. (29-36)

Most TDs Passing

Season	
34	1996
25	1997

Game	
5	9/10/00 vs. Jax.
4	12/12/04 vs. NYG 11/23/03 vs. Sea 12/5/99 vs. Ten. 10/20/96 at Den.

Fewest TDs Passing

Season	
13	2004
16	1998

Most TDs Passing by Opponent

Season	
27	1996
20	1999, 1998, 1997

Game	
5	11/23/03 vs. Sea

Fewest TDs Passing by Opponent

Season	
11	2000
14	2004

Most TDs Passing, Both Teams

Season	
61	1996
45	1997

Game	
9	11/23/03, Bal. (4) vs. Sea. (5)
8	9/10/00, Bal. (5) vs. Jax. (3)
7	10/6/96, Bal. (3) vs. NE (4) 10/20/96, Bal. (4) at Den. (3)

Most Passes Had Intercepted

Season	
20	1996, 1999, 2001
19	2000

Game	
4	11/3/96 vs. Cin. 11/9/97 at Pit. 12/19/99 vs. NO 10/22/00 vs. Ten.

Fewest Passes Had Intercepted

Season	
11	2004
14	2002

Most Passes Had Intercepted, Both Teams

Season	
42	2000
39	2002

Game	
8	12/19/99, Bal. (4) vs. NO (4)

BALTIMORE RAVENS TEAM RECORDS

PUNTING

Most Punts

Season	104 1999
	97 2004
Game	10 12/24/00 vs. NYJ 9/20/98 at Jax.

Fewest Punts

Season	69 1996
	83 1997
Game	1 9/24/00 vs. Cin.

Most Punts by Opponent

Season	115 1999
	105 2003
Game	11 12/19/99 vs. NO
	10 11/28/04 at NE
	10/7/01 vs. Ten.
	9 9/28/03 vs. KC

Fewest Punts by Opponent

Season	68 1996
	78 2002
Game	0 12/26/04 vs. Pit.

Most Punts, Both Teams

Season	218 1999
	196 2003
Game	20 12/19/99, Ravens (9) vs. NO (11)

Fewest Punts, Both Teams

Season	137 1996
	162 2002
Game	3 12/26/04 vs. Pit.

Highest Punting Average

Season	43.2 1996
	42.9 1998

Lowest Punting Average

Season	38.0 2001
	40.2 2000

Highest Punting Average by Opponent

Season	44.5 2000
	44.0 1997

Lowest Punting Average by Opponent

Season	40.1 2004, 2003
	40.8 2002

PUNT RETURNS

Most Punt Returns

Season	60 2004
	59 1999
Game	9 11/26/00 vs. Cle.
	7 11/14/04 at NYJ
	12/19/99 vs. NO
	11/7/99 at Cle.
	11/16/97 vs. Phi. - OT

Fewest Punt Returns

Season	34 2002
	38 1996

Most Punt Returns by Opponent

Season	53 1997
	43 1999
Game	6 7 times, last 1/7/02 vs. Min.

Fewest Punt Returns by Opponent

Season	27 1996
	33 2001

Most Punt Returns, Both Teams

Game	11 11/26/00, Bal. (9) vs. Cle. (2)
	10 11/9/03, Bal. (5) at STL (5)

Most Fair Catches

Season	23 2003
	14 3 times, last 2002, 1997, 1996
Game	4 11/19/00 vs. Dal. 10/31/99 vs. Buf.

Most Fair Catches by Opponent

Season	28 1999
	24 1998
Game	6 12/19/99 vs. NO
	4 10/25/98 at GB
	10/20/98 at Chi.

Most Yards, Punt Returns

Season	713 2000
	616 2004
Game	184 12/7/97 vs. Sea.
	173 12/24/00 vs. NYJ



RB/RS B.J. Sams races 78 yards for a TD on a punt return at Was. (10/10/04), his 1st of 2 PR-TDs in 2004. Sams set a Ravens' rookie record with 575 punt return yards.

BALTIMORE RAVENS TEAM RECORDS

Most Yards, Punt Returns by Opponent

Season	471 2002
	468 1999
Game	117 11/2/97 at NYJ - OT

Most Yards, Punt Returns, Both Teams

Season	1,095 2000
	1,024 1997
Game	220 12/24/00, Bal. (173) vs. NYJ (47)
	214 12/7/97, Bal. (184) vs. Sea. (30)

Fewest Yards, Punt Returns, Both Teams

Season	630 1996
	764 2003
Game	0 9/15/96, Bal. (0) at Hou. (0)
	12/13/98, Bal. (0) vs. Min. (0)
	12/26/04, Bal. (0) at Pit. (0)

Highest Average, Punt Returns

Season	13.4 1997 (42-564)
	15.8 2000 (45-713)

Lowest Average, Punt Returns

Season	7.7 1999 (59-452), 2003 (53-410)
	9.4 1996 (38-357)

Highest Average, Punt Returns by Opponent

Season	11.8 2002 (40-471)
	10.9 1999 (43-468)

Lowest Average, Punt Returns by Opponent

Season	5.5 2001 (33-183)
	7.8 2004 (36-280)

Most TDs on Punt Returns

Season	2 1997, 1998, 2000, 2004
Game	2 12/24/00 vs. NYJ
	12/7/97 vs. Sea.

Most TDs on Punt Returns by Opponent

Season	2 2002
Game	1 12/15/02 at Hou.
	9/15/02 vs. TB
	11/21/99 at Cin.
	10/25/98 at GB

Most TDs on Punt Returns, Both Teams

Season	3 1998
Game	2 12/7/97, Bal. (2) vs. Sea. (0)
	12/24/00, Bal. (2) vs. NYJ (0)

KICKOFF RETURNS

Most Kickoff Returns

Season	86 1996
	71 1997
Game	10 12/13/98 vs. Min.

Fewest Kickoff Returns

Season	45 2000
	54 1999

Most Kickoff Returns by Opponent

Season	73 2000
	70 3 times, last 2003
Game	9 12/2/01 vs. Ind.
	8 1/2/05 vs. Mia.
	9/24/00 vs. Cin.
	11/7/99 at Cle.

Fewest Kickoff Returns by Opponent

Season	57 1998
	59 1997

Most Kickoff Returns, Both Teams

Game	15 12/2/01, Bal. (6) vs. Ind. (9)
	12/13/98, Bal. (10) vs. Min. (5)
	14 9/10/00, Bal. (9) vs. Jax. (5)
	10/20/96, Bal. (7) at Den. (7)

Most Yards, Kickoff Returns

Season	1,734 1996
	1,700 1998
Game	367 12/13/98 vs. Min.

Fewest Yards, Kickoff Returns

Season	1,005 2000
	1,222 2003
Game	0 12/6/98 at Ten.
	10/1/00 at Cle.

Most Yards, Kickoff Returns, Both Teams

Season	3,136 1996
	2,945 2002
Game	511 12/13/98, Bal. (367) vs. Min. (144)

Highest Average, Kickoff Returns

Season	24.6 1998 (69-1,700)
	23.6 2001 (57-1,347)

Lowest Average, Kickoff Returns

Season	20.2 1996 (86-1,735); 1997 (71-1,435)
	20.3 1999 (54-1,098)

Highest Average, Kickoff Returns by Opponent

Season	23.2 2004 (65-1,509)
	22.6 2002 (67-1,512)

Lowest Average, Kickoff Returns by Opponent

Season	20.0 1996 (70-1,402)
	20.5 1998 (57-1,168)

Most TDs on Kickoff Returns

Season	2 1998
Game	**2 12/13/98 vs. Min.

Most TDs on Kickoff Returns by Opponent

Season	2 2004, 1998
	1 2003, 2002, 1997
Game	1 7 times, last 1/2/05 vs. Mia.

Most TDs on Kickoff Returns, Both Teams

Season	4 1998
	2 2004
Game	*3 12/13/98, Bal. (2) vs. Min. (1)

* NFL record; ** Tied NFL record

BALTIMORE RAVENS TEAM RECORDS

FUMBLES

Most Fumbles

Season	37 1997, 2003
	34 2002

Game	7 10/13/02 at Ind. 10/22/00 vs. Ten.
	5 7 times, last 9/26/04 at Cin.

Fewest Fumbles

Season	23 1996
	24 1999

Most Fumbles by Opponent

Season	45 2000
	29 2003

Game	8 10/8/00 at Jax.
-------------	-------------------

Fewest Fumbles by Opponent

Season	17 1998
	22 2001

Most Fumbles Lost

Season	19 2003
	18 2002

Game	5 12/13/98 vs. Min.
-------------	---------------------

Fewest Fumbles Lost

Season	7 2000
	11 1999

Most Fumbles Lost by Opponent

Season	26 2000
	17 2003

Game	4 12/12/04 vs. NYG 12/10/00 vs. SD 9/21/97 at Ten.
-------------	--

Fewest Fumbles Lost by Opponent

Season	6 1998, 2002
	10 1999

Most Own Fumbles Recovered

Season	20 1997
	19 2000

Fewest Own Fumbles Recovered

Season	10 1996
	13 1999

Most Opponents Fumbles Recovered

Season	26 2000
	17 2003

Game	4 12/12/04 vs. NYG 12/10/00 vs. SD 9/21/97 at Ten.
-------------	--

Fewest Opponents Fumbles Recovered

Season	6 1998, 2002
	7 1996

Most TDs, Fumbles Recovered, Own and Opponents

Season	2 2004
---------------	--------

Game	1 4 times, last 12/5/04 vs. Cin.
-------------	----------------------------------

Most TDs, Fumbles Recovered, Both Teams, Own and Opponents

Game	1 12 times, last 12/12/04, Bal. (0) vs. NYG (1)
-------------	---

Most TDs, Own Fumbles Recovered

Season	1 2002, 2003, 2004
---------------	--------------------

Game	1 12/29/02 at Pit. 9/21/03 at SD 12/5/04 vs. Cin.
-------------	---

Most TDs, Opponents Fumbles Recovered

Season	1 2001, 2004
---------------	--------------

Game	1 2 times, last 10/10/04
-------------	--------------------------

Most TDs, Opponents Fumbles Recovered, Both Teams

Season	1 1996-99, 2001-02, 2004
---------------	--------------------------

Game	1 8 times, last 10/10/04, Bal. (1) at Was. (0)
-------------	--

TURNOVERS

Most Turnovers

Season	38 2003
	36 2001

Game	7 11/9/97 at Pit. 11/9/03 at STL
-------------	-------------------------------------

Fewest Turnovers

Season	23 2004
	26 2000

Most Turnovers by Opponent

Season	49 2000
	41 2003, 1999

Game	6 12/12/04 vs. NYG 12/24/00 vs. NYJ 10/8/00 at Jax.
-------------	---

Fewest Turnovers by Opponent

Season	22 1996
	23 1998

Most Turnovers, Both Teams

Season	79 2003
	75 2000

Game	11 11/9/03, Bal. (7) at STL (4)
-------------	---------------------------------

Most TDs by Ravens off Turnovers

Season	7 2004
	4 2003, 1999

Game	1 21 times, last 1/2/05 vs. Mia.
-------------	----------------------------------

Most TDs by Opponent off Turnovers

Season	5 1996
	4 2001, 1999

Game	2 10/21/99 vs. KC
-------------	-------------------

BALTIMORE RAVENS TEAM RECORDS

PENALTIES

Fewest Penalties

Season	89	2001
Game	1	9/8/96 at Pit. 11/29/98 vs. Ind.

Most Penalties

Season	126	2003
Game	14	11/15/98 at SD 11/23/03 vs. Sea.

Fewest Penalties by Opponent

Season	101	2004
Game	1	12/8/96 at Cin. 11/10/02 vs. Cin.

Most Penalties by Opponent

Season	123	1998
	122	1999
Game	16	11/15/98 at SD
	15	10/10/99 at Ten. 11/21/99 at Cin.

Fewest Penalties, Both Teams

Game	4	9/8/96, Bal. (1) at Pit. (3)
	5	12/8/96, Bal. (4) at Cin. (1)

Most Penalties, Both Teams

Game	30	11/15/98, Bal. (14) at SD (16)
	24	10/10/99, Bal. (9) at Ten. (15)

Fewest Yards Penalized

Season	728	2001
Game	5	11/10/02 vs. Cin.
	10	9/8/96 at Pit. 11/29/98 vs. Ind.

Most Yards Penalized

Season	1,010	1999
Game	146	10/6/96 vs. NE

Fewest Yards Opponent Penalized

Season	535	2000
Game	5	12/8/96 at Cin.

Most Yards Opponent Penalized

Season	1,118	1999
Game	*212	10/10/99 at Ten.

Fewest Yards Penalized, Both Teams

Game	30	9/8/96, Bal. (10) at Pit. (20)
-------------	----	--------------------------------

Most Yards Penalized, Both Teams

Game	293	10/10/99, Bal. (81) at Ten. (212)
	252	11/15/98, Bal. (106) at SD (146)
	219	9/7/03, Bal. (81) at Pit. (138)
	201	11/23/03, Bal. (112) vs. Sea. (89)
	200	9/19/04, Bal. (123) vs. Pit. (77)
	194	11/21/99, Bal. (81) at Cin. (113)

*Franchise Record



G. Edwin Mulitalo has been a mainstay on the Ravens' offensive line since 1999, starting in 83 of 86 career games.

BALTIMORE RAVENS TEAM RECORDS

INTERCEPTIONS

Most Interceptions

Season	
25	2002
24	2003

Game

4	11/30/03 vs. SF
	10/6/02 vs. Cle.
	12/19/99 vs. NO
	12/7/97 vs. Sea.

Fewest Interceptions

Season	
15	1996
16	2001

Most Interceptions By Opponent

Season	
20	2001, 1999, 1996
19	2003, 2000

Game

4	10/24/04 vs. Buf.
	11/18/01 vs. Cle.
	10/22/00 vs. Ten.
	12/19/99 vs. NO
	11/9/97 at Pit.
	11/3/96 vs. Cin.

Fewest Interceptions By Opponent

Season	
11	2004
14	2002

Most Interceptions, Both Teams

Season	
43	2003
42	2000

Game

8	12/19/99, Bal. (4) vs. NO (4)
7	11/18/01, Bal. (4) vs. Cle. (3)

Most Consecutive Games With Interceptions

7	1996 (games 7-13)
	2000 (games 2-8)
	2002 (games 3-9)

Most Consecutive Games With Interceptions By Opponent

9	2001 (games 5-13)
7	1996 (game 13 through 1997 game 3)
	1998 (games 5-11)

Most Interception Yards


Season	
700	2004
511	2003
Game	
183	12/24/00 vs. NYJ

Fewest Interception Return Yards

Season	
147	1996
161	1998

Most Interception Yards By Opponent

Season	
349	1996
331	2001
Game	
108	10/21/99 vs. KC



NFL Defensive Player of the Year, S Ed Reed, set an NFL record in 2004 for most INT-return yards in a season with 358. The 2-time Pro Bowl safety's 9 INTs led the NFL. His NFL-record 106-yard INT return for a TD vs. Cle. on 11/7/04 was only 1 of several game-altering plays Reed made in 2004.

Fewest Interception Yards By Opponent

Season	
118	1997
148	1998

Most Interception Yards, Both Teams

Season	
872	2004
780	2003
Game	
182	12/24/00, Bal. (183) vs. NYJ (-1)

Most TDs on Interceptions

Season	
5	2004
4	2003, 1999
Game	
1	21 times, last 1/2/05 vs. Mia.

Most TDs on Interceptions By Opponent

Season	
3	2001, 1999, 1996
Game	
2	10/21/99 vs. KC

Most TDs on Interceptions, Both Teams

Season	
7	1999, Bal. (4), Opp. (3)
5	2004, Bal. (5), Opp. (0)
Game	
2	10/21/99, Bal. (0) vs. KC (2)

BALTIMORE RAVENS POSTSEASON RECORDS

ABBREVIATIONS

WC -	Wild Card
D -	Divisional Playoff
A -	AFC Championship
SB -	Super Bowl

SERVICE

Most Games Played
7 by many players

Most Games, Head Coach
7 Brian Billick

Most Games Won, Head Coach
5 Brian Billick

Most Games Lost, Head Coach
2 Brian Billick

SCORING

Most Points Scored
Career

- 46 Matt Stover (16-16 PATs, 10-13 FGs), 2000-01; 2003
- 24 Jamal Lewis (4 TDs), 2000; 2003
- 12 Shannon Sharpe (2 TDs), 2000-01
- Jermaine Lewis (2 TDs), 2000-01

Game

- 12 Jamal Lewis (12/31/00 vs. Den.) - WC
- 10 Matt Stover (1/14/01 at Oak.) - A
- Matt Stover (1/28/01 at NYG) - SB

Most Points By A Rookie

Game

- 12 Jamal Lewis (12/31/00 vs. Den.) - WC

Most Consecutive Games Scoring

- 7 Matt Stover, 2003, 2001, 2000

Most TDs

Career

- 4 Jamal Lewis, 2000
- 2 Shannon Sharpe, 2000

Game

- 2 Jamal Lewis (12/31/00 vs. Den.) - WC
- 1 14 times, last by Todd Heap (1/3/04 vs. Ten.) - WC

Most TDs, Rookie Season

- 4 Jamal Lewis, 2000

Most Consecutive Games Scoring a TD

- 2 Jamal Lewis (12/31/00 vs. Den.) - WC
- through (1/07/01 at Ten.) - D

Most (Kicking) PAT Attempted

Career

- 16 Matt Stover, 2000-01, 2003

Game

- 4 Matt Stover (1/28/01 at NYG) - SB

Most (Kicking) PAT Made

Career

- 16 Matt Stover, 2000-01, 2003

Game

- 4 Matt Stover (1/28/01 at NYG) - SB

Most Consecutive (Kicking) PAT

- 16 Matt Stover (2000-01, 2003)

Highest (Kicking) PAT Percentage, Career

- 1.000 Matt Stover (16-16, 2000-01, 2003)

Most 2-Point Conversions

Career

- 0

Game

- 0

Most Field Goals Attempted

Career

- 13 Matt Stover

Game

- 4 Matt Stover (1/14/01 at Oak.) - A
- Matt Stover (1/13/02 at Mia.) - D
- Matt Stover (1/28/01 at NYG) - SB

Most Field Goals Made

Career

- 10 Matt Stover (2000-01, 2003)

Game

- 3 Matt Stover (1/14/01 at Oak.) - A

Longest Field Goal

- 47 Matt Stover (1/28/01 at NYG) - SB

Longest Field Goal Attempted

- 47 Matt Stover (1/28/01 at NYG) - SB

Highest Field Goal Percentage

Career

- 76.9 Matt Stover (10-13), 2000-01, 2003

Most Safeties

Career

- 0

Game

- 0

BALTIMORE RAVENS POSTSEASON RECORDS

RUSHING

Most Rushing Attempts

Career	117 Jamal Lewis , 2003, 2000
	24 Terry Allen, 2001

Game

30 Jamal Lewis (12/31/00 vs. Den.) - WC
29 Jamal Lewis (1/14/01 at Oak.) - A
27 Jamal Lewis (1/28/01 at NYG) - SB
25 Terry Allen (1/13/02 at Mia.) - WC

Most Yardage

Career	373 Jamal Lewis , 2003
	120 Terry Allen, 2001

Game

110 Jamal Lewis (12/31/00 vs. Den.) - WC
102 Jamal Lewis (1/28/01 at NYG) - SB

Most 100-yard Rushing Games

Career	2 Jamal Lewis , 2000
	1 Terry Allen, 2001

Longest Run From Scrimmage

271 Jamal Lewis (12/31/00 vs. Den.) - WC
20 Jamal Lewis (12/31/00 vs. Den.) - WC
18 Jason Brookins (1/13/02 at Mia.) - WC

Most Rushing TDs

Career	4 Jamal Lewis , 2000
	1 Terry Allen, 2001

Game

2 Jamal Lewis (12/31/00 vs. Den.) - WC
1 Jamal Lewis (1/7/01 at Ten.) - D
1 Jamal Lewis (1/28/01 at NYG) - SB

Most Consecutive Games With A Rushing TD

2 Jamal Lewis (12/31/00 vs. Den.) - WC through (1/07/01 at Ten.) - D

Highest Rushing Average

Career (min. 40 carries)	3.2 Jamal Lewis
Game (min. 10 carries)	6.8 Jason Brookins (1/13/02 at Mia.) - WC
	4.4 Terry Allen (1/13/02 at Mia.) - WC
	3.8 Jamal Lewis (1/28/00 at NYG) - SB

PASSING

Highest Quarterback Passer Rating

Career (min. 60 attempts)	83.7 Trent Dilfer, 2000
Game (min. 12 attempts)	118.1 Trent Dilfer (12/31/00 vs. Den.) - WC
	106.9 Elvis Grbac (1/13/02 at Mia.) - WC

Most Pass Attempts

Career	73 Trent Dilfer, 2000
	55 Elvis Grbac, 2001
Game	37 Anthony Wright (1/3/04 vs. Ten.) - WC
	Elvis Grbac (1/20/02 at Pit.) - D
	25 Trent Dilfer (1/28/01 at NYG) - SB

Most Pass Completions

Career	35 Trent Dilfer, 2000
	30 Elvis Grbac, 2001
Game	20 Anthony Wright (1/3/04 vs. Ten.) - WC
	18 Elvis Grbac (1/20/02 at Pit.) - D

Most Passing Yardage

Career	590 Trent Dilfer, 2000
	286 Elvis Grbac, 2001
Game	214 Anthony Wright (1/3/04 vs. Ten.) - WC
	190 Trent Dilfer (1/14/01 at Oak.) - A

Most 300-Yard Passing Games

Career	none
---------------	------

Longest Completion

961 Trent Dilfer (1/14/01 at Oak.) - A
--

Highest Completion Percentage

Career	54.5 Elvis Grbac, 2001
	54.1 Anthony Wright , 2003
Game (min. 12 attempts)	66.7 Elvis Grbac (1/13/02 at Mia.) - WC
	64.2 Trent Dilfer (12/31/00 vs. Den.) - WC

Highest Average Gain Per Attempt

Career	8.08 Trent Dilfer, 2000
	5.78 Anthony Wright , 2003
Game (min. 15 attempts)	10.55 Trent Dilfer (1/14/01 at Oak.) - A

9.2 Trent Dilfer (12/31/00 vs. Den.) - WC

Most TDs

Career	3 Trent Dilfer, 2000
	1 Anthony Wright , 2003
	Elvis Grbac, 2001

Game

1 Anthony Wright (1/3/04 vs. Ten.) - WC
Trent Dilfer (1/28/01 at NYG) - SB
(1/14/01 at Oak.) - A
(12/31/00 vs. Den.) - WC

Most Games, 4 TD Passes

Career	none
---------------	------

Most Games, 3 or More TD Passes

Career	none
---------------	------

Most Consecutive Games, TD Passes

2 Trent Dilfer (1/28/01 at NYG) - SB
(1/14/01 at Oak.) - A

Most Consecutive Passes Attempted, None Intercepted

53 Trent Dilfer (12/31/00 vs. Den.) - WC through (1/14/01 at Oak.) - A
--

Most Passes Had Intercepted

Career	3 Elvis Grbac, 2001
	2 Anthony Wright , 2003

Game

3 Elvis Grbac (1/20/02 at Pit.) - D
2 Anthony Wright (1/3/04 vs. Ten.) - WC

Most Pass Attempts, No Interceptions, Game

25 Trent Dilfer (1/28/01 at NYG) - SB
18 Elvis Grbac (1/13/02 at Mia.) - WC

Lowest Percentage, Passes Had Intercepted

Career	1.4 Trent Dilfer (1 in 73), 2000
	5.4 Anthony Wright (2 in 37), 2003

Most Times Sacked

Career	10 Trent Dilfer, 2000
	4 Elvis Grbac, 2001

Game

3 Elvis Grbac (1/20/02 at Pit.) - D
Trent Dilfer (1/28/01 at NYG) - SB
2 Anthony Wright (1/3/04 vs. Ten.) - WC

BALTIMORE RAVENS POSTSEASON RECORDS

RECEIVING

Most Pass Receptions

Career

- 15 Shannon Sharpe, 2000-01
- 13 Travis Taylor, 2001; 2003
- 11 Qadry Ismail, 2000-01
- 9 Brandon Stokley, 2000-01
- 7 **Todd Heap**, 2001; 2003
- Jamal Lewis**, 2000; 2003

Game

- 7 Travis Taylor (1/3/04 vs. Ten.) - WC
- 6 **Todd Heap** (1/3/04 vs. Ten.) - WC
- 5 Shannon Sharpe (1/20/02 at Pit.) - D

Most Receiving Yardage

Career

- 309 Shannon Sharpe, 2000-01
- 158 Travis Taylor, 2001, 2003

Game

- 96t Shannon Sharpe (1/14/01 at Oak.) - A
- 82 Travis Taylor (1/3/04 vs. Ten.) - WC

Most Games, 100 or More Yards, Pass Receiving

Career

0

Longest Pass Reception

- 96t Shannon Sharpe (1/14/01 at Oak.) - A

Average Gain Per Reception

Career

38.3 Shannon Sharpe (6 rec.)

Game (min. 3 rec.)

24.3 Shannon Sharpe (12/31/00 vs. Den.) - WC

Most TD Receptions

Career

- 2 Shannon Sharpe, 2000-01
- 1 Brandon Stokley, 2000-01
- Travis Taylor, 2001
- Todd Heap**, 2003

Game

- 1 5 times by 4 players, last by **Todd Heap** (1/3/04 vs. Ten.) - WC

INTERCEPTIONS

Most Interceptions

Career

- 4 Duane Starks, 2000-01
- 3 **Chris McAlister**, 2000-01, 2003
- 2 **Ray Lewis**, 2000-01, 2003
- Jamie Sharper, 2000-01

Game

- 2 Duane Starks (1/14/01 at Oak.) - A
- 1 13 times, last by **Chris McAlister** (1/3/04 vs. Ten.) - WC

Most Yards Gained After Interceptions

Career

- 119 Duane Starks, 2000-01
- 56 **Will Demps**, 2003
- 54 **Ray Lewis**, 2000-01, 2003

Game

- 56t **Will Demps** (1/3/04 vs. Ten.) - WC
- 50t **Ray Lewis** (1/7/01 at Ten.) - D

Longest Interception Return

56t **Will Demps** (1/3/04 vs. Ten.) - WC

50 **Ray Lewis** (1/7/01 at Ten.) - D

49t Duane Starks (1/28/01 at NYG) - SB

Highest Average on Interception Returns

Career (min. 3)

31.0 Duane Starks (3-93)

Most TDs on Interceptions Returns

Career

- 1 **Will Demps** (1/3/04 vs. Ten.) - WC
- Duane Starks (1/28/01 at NYG) - SB
- Ray Lewis** (1/7/01 at Ten.) - D

Game

- 1 **Will Demps** (1/3/04 vs. Ten.) - WC
- Duane Starks (1/28/01 at NYG) - SB
- Ray Lewis** (1/7/01 at Ten.) - D

PUNTING

Most Punts

Career

- 42 Kyle Richardson, 2000-01
- 8 **Dave Zastudil**, 2003

Game

- 10 Kyle Richardson (1/28/01 at NYG) - SB
- Kyle Richardson (12/31/00 vs. Den.) - WC
- 8 **Dave Zastudil** (1/3/04 vs. Ten.) - WC

Longest Punt

- 66 Kyle Richardson (12/31/00 vs. Den.) - WC

Highest Punting Average

Career (min. 10)

39.9 Kyle Richardson, 2000-01

Game (min. 4 punts)

- 48.8 **Dave Zastudil** (1/3/04 vs. Ten.) - WC
- 45.5 Kyle Richardson (1/13/02 at Mia.) - WC
- 43.0 Kyle Richardson (1/28/01 at NYG) - SB

Most Punts Inside the 20

Career

- 14 Kyle Richardson, 2000

Game

- 4 Kyle Richardson (1/28/01 at NYG) - SB
- Kyle Richardson (1/14/01 at Oak.) - A
- Kyle Richardson (12/31/00 vs. Den.) - WC

Most Punts Had Blocked

Career

- 2 Kyle Richardson, 2000

Game

- 2 Kyle Richardson (1/7/01 at Ten.) - D

BALTIMORE RAVENS POSTSEASON RECORDS

PUNT RETURNS

Most Punt Returns

Career

- 16 Jermaine Lewis, 2000-01
- 2 Lamont Brightful, 2003

Game

- 4 Jermaine Lewis (12/31/00 vs. Den.) - WC
- 2 Lamont Brightful (1/3/04 vs. Ten.) - WC

Most Fair Catches

Career

- 11 Jermaine Lewis, 2000-01
- 2 Lamont Brightful, 2003

Game

- 4 Jermaine Lewis (1/28/01 at NYG) - SB
- 3 Jermaine Lewis (1/7/01 at Ten.) - D

Most Yards Gained on Punt Returns

Career

- 224 Jermaine Lewis, 2000-01
- 2 Lamont Brightful, 2003

Game

- 99 Jermaine Lewis (1/20/02 at Pit.) - D
- 58 Jermaine Lewis (1/14/01 at Oak.) - A

Longest Punt Return

- 88t Jermaine Lewis (1/20/02 at Pit.) - D
- 38 Jermaine Lewis (1/14/01 at Oak.) - A

Highest Average

Career (min. 10 returns)

- 14.0 Jermaine Lewis, 2000-01

Game (min. 3 returns)

- 33.3 Jermaine Lewis (1/14/01 at Oak.) - A
- 33.0 Jermaine Lewis (1/20/02 at Pit.) - D

Most TDs

Career

- 1 Jermaine Lewis, 2000-01

Game

- 1 Jermaine Lewis (1/20/02 at Pit.) - D

KICKOFF RETURNS

Most Kickoff Returns

Career

- 11 Jermaine Lewis, 2000-01
- 2 Lamont Brightful, 2003
- Chester Taylor, 2003

Game

- 4 Jermaine Lewis (1/20/02 at Pit.) - D
- 2 5 times (last by Lamont Brightful and Chester Taylor 1/3/04 vs. Ten.) - WC

Most Yards Gained on Kickoff Returns

Career

- 293 Jermaine Lewis, 2000-01
- 45 Chester Taylor, 2003

Game

- 111 Jermaine Lewis (1/28/01 at NYG) - SB
- 45 Chester Taylor, (1/3/04 vs. Ten.) - WC

Longest Kickoff Return

- 84t Jermaine Lewis (1/28/01 at NYG) - SB
- 38 Jermaine Lewis (1/20/02 at Pit.) - D

Highest Average

Career

- 26.6 Jermaine Lewis, 2000-01
- 22.5 Chester Taylor, 2003

Game (min. 2 returns)

- 55.5 Jermaine Lewis (1/28/01 at NYG) - SB
- 24.5 Jermaine Lewis (1/7/01 at Ten.) - D

Most TDs

Career

- 1 Jermaine Lewis, 2000

Game

- 1 Jermaine Lewis (1/28/01 at NYG) - SB

FUMBLES

Most Fumbles

Career

- 3 Trent Dilfer, 2000
- 2 Jermaine Lewis, 2000-01

Game

- 1 8 times by 5 players, last by Lamont Brightful (1/3/04 vs. Ten.) - WC

Most Opponents Fumbles Recovered

Career

- 1 Ray Lewis, 2000-01, 2003
- Robert Bailey, 2000
- Peter Boulware, 2000-01
- Sam Adams, 2000-01

Game

- 1 Ray Lewis (1/14/01 at Oak.) - A
- Robert Bailey (1/28/01 at NYG) - SB
- Peter Boulware (1/13/02 at Mia.) - WC
- Sam Adams (1/13/02 at Mia.) - WC

Longest Fumble Return

Career

- 0

Game

- 0

Most TDs on Fumble Returns

(Ravens Recovered Opponent Fumble)

Career

- 0

Game

- 0

BALTIMORE RAVENS POSTSEASON RECORDS

COMBINED NET YARDS GAINED

Most Attempts

Career

124 **Jamal Lewis**, 2000, 2003

Game

32 **Jamal Lewis** (1/14/01 at Oak.) - A
 31 **Jamal Lewis** (12/31/00 vs. Den.) - WC

Most Yardage Gained

Career

534 **Jermaine Lewis** 2000-01
 417 **Jamal Lewis**, 2000, 2003

Game

181 **Jermaine Lewis** (1/20/02 at Pit.) - D
 152 **Jermaine Lewis** (1/28/01 at NYG) - SB
 125 **Jamal Lewis** (12/31/00 vs. Den.) - WC

SACKS

Most Sacks

Career

6 **Michael McCrary**, 2000
 3 **Peter Boulware**, 2000-01

Game

3 **Michael McCrary** (12/31/00 vs. Den.) - WC
 2 **Michael McCrary** (1/28/01 at NYG) - SB
Jamie Sharper (1/14/01 at Oak.) - A

Most Sack Yardage

Career

44 **Michael McCrary**, 2000-01
 28 **Peter Boulware**, 2000-01, 2003

Game

23 **Michael McCrary** (12/31/00 vs. Den.) - WC
 15 **Peter Boulware** (12/31/00 vs. Den.) - WC

TACKLES

Most Tackles

Career

77 **Ray Lewis**, 2000-01, 2003
 40 **Jamie Sharper**, 2000-01

Game

18 **Ray Lewis** (1/3/04 vs. Ten.) - WC
 14 **Jamie Sharper** (1/20/02 at Pit.) - D
 12 **Ray Lewis** (1/7/01 at Ten.) - D

Note: Tackles are not an official statistic recognized by the NFL. Ravens tackles are determined by coaches from game video.

Pro Bowl LB Terrell Suggs sacked Pittsburgh's Tommy Maddox for 1 of his 10.5 sacks in 2004. Suggs, who helped Baltimore win the AFC North in his rookie season, led the Ravens for the 2nd year in a row in sacks.



BALTIMORE RAVENS TEAM POSTSEASON RECORDS

WINS/LOSSES

All-Time Postseason Record
5-2

All-Time Postseason Home Record
1-1

All-Time Postseason Road Record
4-1

Most Consecutive Games Won
5 2000-01

Most Consecutive Home Games Won
1 2000

Most Consecutive Games Lost
1 2001, 2003

Most Consecutive Home Games Lost
1 2003

Most Consecutive Road Games Lost
1 2001

SCORING

Most Points Scored

34 1/28/01 at NYG - SB
24 1/7/01 at Ten. - D
21 12/31/00 vs. Den. - WC

Most Points Allowed

27 1/20/02 at Pit. - D
20 1/3/04 vs. Ten. - WC
10 1/7/01 at Ten. - D

Most Points Scored, Both Teams

41 1/28/01 at NYG - SB (Bal. 34, NYG 7)
37 1/20/02 at Pit. - D (Pit. 27, Bal. 10)
37 1/3/04 vs. Ten. - WC (Ten. 20, Bal. 17)

Fewest Points Scored

10 1/20/02 at Pit. - D
16 1/14/01 at Oak. - A
17 1/3/04 vs. Ten. - WC

Fewest Points Allowed

3 12/31/00 vs. Den. - WC
1/14/01 at Oak. - A
1/13/02 at Mia. - WC
7 1/28/01 at NYG - SB

Fewest Points Scored, Both Teams

19 1/14/01 at Oak. - A (Bal. 16, Oak. 3)
23 1/13/02 at Mia. - WC (Bal. 20, Mia. 3)
24 12/31/00 vs. Den. - WC (Bal. 21, Den. 3)

Most Points Overcome to Win Game

7 1/7/01 at Ten. - D (trailed 0-7, won 24-10)
3 1/13/02 at Mia. - WC (trailed 0-3, won 20-3)

Largest Blown Lead to Lose Game

0

Most Points, Each Half

1st
14 12/31/00 vs. Den. - WC

2nd
24 1/28/01 at NYG - SB

Most Points Scored, Each Quarter

1st
7 1/28/01 at NYG - SB; (1/3/04 vs. Ten.) - WC

2nd
14 12/31/00 vs. Den. - WC

3rd
14 1/28/01 at NYG - SB

4th
14 1/7/01 at Ten. - D

OT
0

Most Points Allowed, Each Quarter

1st
10 1/20/02 at Pit. - D

2nd
10 1/20/02 at Pit. - D

3rd

7 1/28/01 at NYG - SB; (1/3/04 vs. Ten.) - WC

4th

7 1/20/02 at Pit. - D

OT

0

Most Consecutive Games Scoring

7 2000-01, 2003

Most TDs

4 1/28/01 at NYG - SB

Fewest TDs

1 1/14/01 at Oak. - A
1/20/02 at Pit. - D

Most TDs By Opponent

3 1/20/02 at Pit. - D
2 1/3/04 vs. Ten. - WC

Fewest TDs By Opponent

0 12/31/00 vs. Den. - WC
1/14/01 at Oak. - A
1/13/02 at Mia. - WC

Most Consecutive Games Scoring TDs

7 2000-01, 2003

Most (1-Point) PAT

4 1/28/01 at NYG - SB

Most (1-Point) PAT by Opponents

3 1/20/02 at Pit. - D
2 1/3/04 vs. Ten. - WC
1 1/28/01 at NYG - SB

Most (2-Point) PAT

0

Most (2-Point) PAT by Opponent

0

Most Field Goals Attempted

4 1/14/01 at Oak. - A

Most Field Goals Made

3 1/14/01 at Oak. - A

Most Field Goals Attempted by Opponent

4 1/7/01 at Ten. - D

Most Field Goals Made by Opponent

2 1/20/02 at Pit. - D
1/3/04 vs. Ten. - WC

Most Consecutive Games Scoring Field Goals

6 2000-01, 2003 (Streak started 1/7/01 at Ten.) - D

Most Consecutive Games Scoring Field Goals by Opponent

3 2000
2001-03

Most Safeties

0

Most Safeties by Opponent

0

BALTIMORE RAVENS TEAM POSTSEASON RECORDS

FIRST DOWNS

Most First Downs

20	1/13/02 at Mia. - WC
13	1/28/01 at NYG - SB
	12/31/00 vs. Den. - WC

Fewest First Downs

6	1/7/01 at Ten. - D
7	1/20/02 at Pit. - D

Most First Downs by Opponent

23	1/7/01 at Ten. - D
21	1/20/02 at Pit. - D

Fewest First Downs by Opponent

9	1/13/02 at Mia. - WC
	12/31/00 vs. Den. - WC
6	1/28/01 at NYG - SB

Most First Downs Rushing

12	1/13/02 at Mia. - WC
----	----------------------

Fewest First Downs Rushing

0	1/20/02 at Pit. - D
1	1/3/04 vs. Ten. - WC

Most First Downs Rushing by Opponent

11	1/20/02 at Pit. - D
	1/7/01 at Ten. - D

Fewest First Downs Rushing by Opponent

1	1/13/02 at Mia. - WC
	12/31/00 vs. Den. - WC

Most First Downs Passing

11	1/3/04 vs. Ten. - WC
7	1/13/02 at Mia. - WC
	12/31/00 vs. Den. - WC

Fewest First Downs Passing

4	1/7/01 at Ten. - D
5	1/14/01 at Oak. - A

Most First Downs Passing by Opponent

11	1/3/04 vs. Ten. - WC
10	1/7/01 at Ten. - D

Fewest First Downs Passing by Opponent

6	1/3/04 vs. Ten. - WC
	1/13/02 at Mia. - WC
	1/28/01 at NYG - SB

Most First Downs by Penalty

2	1/7/01 at Ten. - D
1	5 times, last 1/20/02 at Pit. - D

Fewest First Downs by Penalty

0	1/7/01 at Ten. - D
	1/3/04 vs. Ten. - WC

Most First Downs by Penalty by Opponent

6	1/3/04 vs. Ten. - WC
3	1/28/01 at NYG - SB

Fewest First Downs by Penalty by Opponent

0	3 times, last 1/3/04 vs. Ten. - WC
---	------------------------------------

NET YARDS

Most Total Net Yards (Rushing and Passing)

347	(1/13/02 at Mia.) - WC
282	(1/14/01 at Oak.) - A

Fewest Total Net Yards (Rushing and Passing)

134	(1/7/01 at Ten.) - D
150	(1/20/02 at Pit.) - D

Most Total Net Yards by Opponent (Rushing and Passing)

324	(1/3/04 vs. Ten.) - WC
317	(1/7/01 at Ten.) - D

Fewest Total Net Yards by Opponent (Rushing and Passing)

151	(1/13/02 at Mia.) - WC
152	(1/28/01 at NYG) - SB

Most Consecutive Games, 300 or More Yards Gained

None



LBs Adalius Thomas (96) and Ray Lewis (52), veterans of the Ravens' Super Bowl XXXV Championship game, combined to tackle Giants RB Tiki Barber in the Ravens' 37-14 victory (12/12/04).

BALTIMORE RAVENS TEAM POSTSEASON RECORDS

RUSHING

Most Rushing Attempts

50 1/13/02 at Mia. - WC
46 1/14/01 at Oak. - A

Fewest Rushing Attempts

11 1/20/02 at Pit. - D
16 1/3/04 vs. Ten. - WC

Most Rushing Attempts by Opponent

49 1/20/02 at Pit. - D
40 1/3/04 vs. Ten. - WC

Fewest Rushing Attempts by Opponent

15 1/13/02 at Mia. - WC
16 1/28/01 at NYG - SB

Most Yards Gained Rushing

226 1/13/02 at Mia. - WC
122 12/31/00 vs. Den. - WC

Fewest Yards Gained Rushing

22 1/20/02 at Pit. - D
49 1/7/01 at Ten. - D

Most Yards Gained Rushing by Opponent

165 1/3/04 vs. Ten. - WC
154 1/20/02 at Pit. - D

Fewest Yards Gained Rushing by Opponent

24 1/14/01 at Oak. - A
42 12/31/00 vs. Den. - WC

Highest Average Gain, Rushing

4.5 1/13/02 at Mia. - WC - 50 for 226 yards
3.4 1/28/01 at NYG - SB - 33 for 111 yards

Lowest Average Gain, Rushing

2.0 1/20/02 at Pit. - D - 11 for 22 yards
2.1 1/7/01 at Ten. - D - 23 for 49 yards

Highest Average Gain, Rushing by Opponent

4.1 1/3/04 vs. Ten. - WC - 40 for 165 yards
1/28/01 at NYG - SB - 16 for 66 yards

Lowest Average Gain, Rushing by Opponent

1.4 1/14/01 at Oak. - A - 17 for 24 yards
2.3 12/31/00 vs. Den. - WC - 18 for 42 yards

Most TDs Rushing

2 12/31/00 vs. Den. - WC
1 1/13/02 at Mia. - D
1/28/01 at NYG - SB
1/7/01 at Ten. - D

Fewest TDs Rushing

0 1/3/04 vs. Ten. - WC
1/14/01 at Oak. - A

Most TDs Rushing by Opponent

2 1/20/02 at Pit. - D
1 1/3/04 vs. Ten. - WC
1/7/01 at Ten. - D

Fewest TDs Rushing by Opponent

0 1/13/02 at Mia. - WC
1/28/01 at NYG - SB
1/14/01 at Oak. - A
12/31/00 vs. Den. - WC

PASSING

Most Passing Attempts

37 1/3/04 vs. Ten. - WC
1/20/02 at Pit. - D
28 1/13/02 at Mia. - WC

Fewest Passing Attempts

15 12/31/00 vs. Den. - WC
17 1/7/01 at Ten. - D

Most Passing Attempts by Opponent

47 1/7/01 at Ten. - D
39 1/28/01 at NYG - SB

Fewest Passing Attempts by Opponent

22 1/20/02 at Pit. - D
23 1/3/04 vs. Ten. - WC

Most Pass Completions

20 1/3/04 vs. Ten. - WC
18 1/20/02 at Pit. - D

Fewest Pass Completions

5 1/7/01 at Ten. - D
9 1/14/01 at Oak. - A
12/31/00 vs. Den. - WC

Most Pass Completions by Opponent

25 1/7/01 at Ten. - D
19 1/14/01 at Oak. - A

Fewest Pass Completions by Opponent

12 1/20/02 at Pit. - D
14 1/3/04 vs. Ten. - WC

Most Yards Gained, Passing

214 1/3/04 vs. Ten. - WC
190 1/14/01 at Oak. - A

Fewest Yards Gained, Passing

117 1/7/01 at Ten. - D
130 12/31/00 vs. Den. - WC

Most Yards Gained, Passing by Opponent

195 1/7/01 at Ten. - D
187 1/14/01 at Oak. - A

Fewest Yards Gained, Passing by Opponent

112 1/28/01 at NYG - SB
122 1/13/02 at Mia. - WC

Most Times Sacked

3 1/20/02 at Pit. - D
1/28/01 at NYG - SB
1/7/01 at Ten. - D

Fewest Times Sacked

1 1/13/02 at Mia. - WC

Most Times Opponents Sacked

5 12/31/00 vs. Den. - WC
4 1/28/01 at NYG - SB
1/14/01 at Oak. - A

Fewest Times Opponents Sacked

0 1/3/04 vs. Ten. - WC

Highest Completion Percentage

66.7 1/13/02 vs. Mia. - WC - 12 of 18
60.0 12/31/00 vs. Den. - WC - 9 of 15

Highest Completion Percentage by Opponent

60.9 1/3/04 vs. Ten. - WC - 14 of 23
54.5 1/20/02 at Pit. - D - 12 of 22

Most TDs Passing

1 5 times, last 1/3/04 vs. Ten. - WC

Most TDs Passing by Opponent

1 1/20/02 at Pit. - D
1/3/04 vs. Ten. - WC

Most Passes Had Intercepted

3 1/20/02 at Pit. - D
2 1/3/04 vs. Ten. - WC

BALTIMORE RAVENS TEAM POSTSEASON RECORDS

PUNTING

Most Punts

10 1/28/01 at NYG - SB
12/31/00 vs. Den. - WC

Fewest Punts

4 1/13/02 at Mia. - WC
7 1/14/01 at Oak. - A

Most Punts by Opponent

11 1/28/01 at NYG - SB
9 12/31/00 vs. Den. - WC

Fewest Punts by Opponent

5 1/7/01 at Ten. - D
1/13/02 at Mia. - WC

Highest Punting Average

48.8 1/3/04 vs. Ten. - WC
45.5 1/13/02 at Mia. - WC

Lowest Punting Average

27.6 1/7/01 at Ten. - D
37.4 1/20/02 at Pit. - D

Highest Punting Average by Opponent

47.4 1/13/02 at Mia. - WC
45.0 1/14/01 at Oak. - A

Lowest Punting Average by Opponent

37.8 1/7/01 at Ten. - D
38.4 1/28/01 at NYG - SB
12/31/00 vs. Den. - WC

PUNT RETURNS

Most Punt Returns

4 12/31/00 vs. Den. - WC
3 1/13/02 at Pit. - D
1/28/01 at NYG - SB
1/14/01 at Oak. - A

Fewest Punt Returns

1 1/7/01 at Ten. - D
2 1/3/04 vs. Ten. - WC
1/13/02 at Mia. - WC

Most Punt Returns by Opponent

6 1/3/04 vs. Ten. - WC
5 1/20/02 at Pit. - D
1/28/01 vs. NYG - SB

Fewest Punt Returns by Opponent

2 1/13/02 at Mia. - WC
1/14/01 at Oak. - A
1/7/01 at Ten. - D

Most Fair Catches

4 1/28/01 at NYG - SB
3 1/7/01 at Ten. - D

Most Fair Catches by Opponent

3 1/28/01 at NYG - SB
1 3 times, last 1/3/04 vs. Ten. - WC

Most Yards, Punt Returns

99 1/20/02 at Pit. - D

58 1/14/01 at Oak. - A

Most Yards, Punt Returns by Opponent

70 1/3/04 vs. Ten. - WC
67 1/20/02 at Pit. - D

Highest Average, Punt Returns

33.0 1/20/02 at Pit. - D
19.3 1/14/01 at Oak. - A

Lowest Average, Punt Returns

1.0 1/3/04 vs. Ten. - WC
1.5 1/13/02 at Mia. - D

Highest Average, Punt Returns by Opponent

13.4 1/20/02 at Pit. - D
11.7 1/3/04 vs. Ten. - WC

Lowest Average, Punt Returns by Opponent

2.5 1/7/01 at Ten. - D
3.3 12/31/00 vs. Den. - WC

Most TDs on Punt Returns

1 1/20/02 at Pit. - D

Most TDs on Punt Returns by Opponent

0

Most TDs on Punt Returns, Both Teams

1 1/20/02 at Pit. - D - Bal. (1), Pit. (0)

KICKOFF RETURNS

Most Kickoff Returns

6 1/20/02 at Pit. - D
4 1/3/04 vs. Ten. - WC

Fewest Kickoff Returns

2 1/13/02 at Mia. - WC
1/28/01 at NYG - SB
1/14/01 at Oak. - A
12/31/00 vs. Den. - WC

Most Kickoff Returns by Opponent

7 1/28/01 at NYG - SB
5 1/13/02 at Mia. - D

Fewest Kickoff Returns by Opponent

3 1/20/02 at Pit. - D
12/31/00 vs. Den. - WC

Most Yards, Kickoff Returns

115 1/20/02 at Pit. - D
111 1/28/01 at NYG - SB

Fewest Yards, Kickoff Returns

22 1/13/02 at Mia. - WC
23 12/31/00 vs. Den. - WC

Most Yards, Kickoff Returns by Opponent

171 1/28/01 at NYG - SB
72 1/20/02 at Pit. - D
1/14/01 at Oak. - A

Fewest Yards, Kickoff Returns by Opponent

43 12/31/00 vs. Den. - WC
55 1/7/01 at Ten. - D

Most Yards, Kickoff Returns, Both Teams

282 1/28/01 - SB (Bal. 111, NYG 171)
187 1/20/02 - D (Bal. 115, Pit. 72)

Highest Average, Kickoff Returns

55.5 1/28/01 at NYG - SB
23.0 1/7/01 at Ten. - D

Lowest Average, Kickoff Returns

11.0 1/13/02 at Mia. - WC
11.5 12/31/00 vs. Den. - WC

Highest Average, Kickoff Returns by Opponent

24.4 1/28/01 at NYG - SB
24.0 1/20/02 at Pit. - D

Lowest Average, Kickoff Returns by Opponent

13.8 1/7/01 at Ten. - D
14.3 12/31/00 vs. Den. - WC

Most TDs on Kickoff Returns

1 1/28/01 at NYG - SB

Most TDs on Kickoff Returns by Opponent

1 1/28/01 at NYG - SB

Most TDs on Kickoff Returns, Both Teams

*2 1/28/01 at NYG - SB - Bal. (1), NYG (1)
*NFL Record

BALTIMORE RAVENS TEAM POSTSEASON RECORDS

FUMBLES

Most Fumbles

2 1/28/01 at NYG - SB
1/14/01 at Oak. - A

Fewest Fumbles

0 1/7/01 at Ten. - D

Most Fumbles by Opponent

3 1/20/02 at Pit. - D
1/13/02 at Mia. - WC

Fewest Fumbles by Opponent

0 1/3/04 vs. Ten. - WC
1/7/01 at Ten. - D
12/31/00 vs. Den. - WC

Most Fumbles Lost

1 1/20/02 at Pit. - D
1/13/02 at Mia. - WC
1/14/01 at Oak. - A

Fewest Fumbles Lost

0 4 times, last 1/3/04 vs. Ten. - WC

Most Fumbles Lost by Opponent

2 1/13/02 at Mia. - WC

Fewest Fumbles Lost by Opponent

0 4 times, last 1/3/04 vs. Ten. - WC

Most Fumbles Recovered, Own and Opponents

3 1/28/01 at NYG - SB

Fewest Fumbles Recovered, Own and Opponents

0 1/7/01 at Ten. - D
1/3/04 vs. Ten. - WC

Most Fumbles Recovered, Own

2 1/28/01 at NYG - SB

Most Fumbles Recovered, Opponents

2 1/13/02 at Mia. - WC

Most TDs, Fumbles Recovered, Own and Opponents

0

Most TDs, Own Fumbles Recovered

0

Most TDs, Opponents Fumbles Recovered

0

TURNOVERS

Most Turnovers

4 1/20/02 at Pit. - D
2 1/14/01 at Oak. - A

Fewest Turnovers

0 1/7/01 at Ten. - D
12/31/00 vs. Den. - WC
1 1/28/01 at NYG - SB

Most Turnovers by Opponent

5 1/28/01 at NYG - SB
1/14/01 at Oak. - A

Fewest Turnovers by Opponent

1 1/20/02 at Pit. - D
1/7/01 at Ten. - D
12/31/00 vs. Den. - WC

Most Turnovers, Both Teams

7 1/14/01 at Oak. - A
Bal. (2), Oak. (5)
5 1/28/01 at NYG - SB
Bal. (0), NYG (5)

Most TDs by Ravens off Turnovers

1 1/3/04 vs. Ten. - WC
1/28/01 at NYG - SB
1/7/01 at Ten. - D

Most TDs by Opponent off Turnovers

0



CB Chris McAlister, who started at CB for the Ravens' Super Bowl XXXV Championship team, recovered a ball fumbled by S Ed Reed after Reed had intercepted a Carson Palmer pass. McAlister ran 64 yards to the end zone for a TD vs. Cin. on 12/5/04.

BALTIMORE RAVENS TEAM POSTSEASON RECORDS

PENALTIES

Fewest Penalties

- 4 12/31/00 vs. Den. - WC
- 5 1/13/02 at Mia. - WC

Most Penalties

- 10 1/14/01 at Oak. - A
- 9 1/20/02 at Pit. - D
- 1/28/01 at NYG - SB

Fewest Penalties by Opponent

- 5 1/20/02 at Pit. - D
- 1/14/01 at Oak. - A

Most Penalties by Opponent

- 6 5 times, last 1/3/04 vs. Ten. - WC

Fewest Penalties, Both Teams

- 10 12/31/00, Bal. (4) vs. Den. (6) - WC
- 11 1/13/02, Bal. (5) at Mia. (6) - WC

Most Penalties, Both Teams

- 15 1/28/01, Bal. (9) at NYG (6) - SB
- 1/14/01, Bal. (10) at Oak. (5) - A
- 14 1/20/02, Bal. (9) at Pit. (5) - D

Fewest Yards Penalized

- 30 12/31/00 vs. Den. - WC
- 35 1/13/02 at Mia. - WC

Most Yards Penalized

- 95 1/14/01 at Oak. - A
- 70 1/3/04 vs. Ten. - WC
- 1/28/01 at NYG - SB

Fewest Yards Opponent Penalized

- 27 1/28/01 at NYG - SB
- 33 12/31/00 vs. Den. - WC

Most Yards Opponent Penalized

- 55 1/3/04 vs. Ten. - WC
- 1/7/01 at Ten. - D

Fewest Yards Penalized, Both Teams

- 63 12/31/00, Bal. (30) vs. Den. (33) - WC
- 71 1/13/02, Bal. (35) at Mia. (36) - WC

Most Yards Penalized, Both Teams

- 131 1/14/01, Bal. (95) at Oak. (36) - A
- 125 1/3/04, Bal. (70) vs. Ten. (55) - WC

INTERCEPTIONS

Most Interceptions

- 4 1/28/01 at NYG - SB
- 1/14/01 at Oak. - A
- 3 1/3/04 vs. Ten. - WC

Fewest Interceptions

- 1 1/20/02 at Pit. - D
- 1/13/02 at Mia. - WC
- 1/7/01 at Ten. - D
- 12/31/00 vs. Den. - WC



S Chad Williams, who helped the Ravens to the 2003 AFC North title, was chased by the Bills as he raced 94 yards on 1 of his 3 INTs in 2004. Williams has 7 INTs in his 3-year Ravens career.

Most Interceptions By Opponent

- 3 1/20/02 at Pit. - D
- 2 1/3/04 vs. Ten. - WC

Fewest Interceptions By Opponent

- 0 1/13/02 at Mia. - WC
- 1/28/01 at NYG - SB
- 1/7/01 at Ten. - D
- 12/31/00 vs. Den. - WC

Most Consecutive Games With Interceptions

- 7 12/31/00 vs. Den. - WC
- through 1/3/04 vs. Ten. - WC

Most Consecutive Games With Interceptions By Opponent

- 2 1/20/02 at Pit. - D
- through 1/3/04 vs. Ten. - WC

Most Interception Yards

- 79 1/3/04 vs. Ten. - WC
- 59 1/28/01 at NYG - SB
- 1/14/01 at Oak. - A

Fewest Interception Return Yards

- 4 12/31/00 vs. Den. - WC
- 18 1/20/02 at Pit. - D

Most Interception Yards By Opponent

- 51 1/20/02 at Pit. - D
- 2 1/14/01 at Oak. - A

Most TDs on Interceptions

- 1 1/3/04 vs. Ten. - WC
- 1/28/01 at NYG - SB
- 1/7/01 at Ten. - D

Most TDs on Interceptions By Opponent

- 0

Most TDs on Interceptions, Both Teams

- 1 1/7/01, Bal. (1) at Ten. (0) - D
- 1/28/01, Bal. (1) at NYG (0) - SB
- 1/3/04, Bal. (1) vs. Ten. (0) - WC

OPPONENTS BEST GAMES

SCORING

Most Points

- 18 Deuce McAllister 12/8/02 vs. NO (3 rushing)
- Jimmy Smith 9/10/00 vs. Jax. (3 receiving)
- Mike Hollis 9/10/00 vs. Jax. (5 FGs, 3 PATs)
- Karim Abdul-Jabbar 10/19/97 vs. Mia. (3 TDs)
- Tony Martin 9/28/97 at SD (3 TDs)
- Ed McCaffrey 10/20/96 at Den. (3 TDs)

Most TDs

- 3 Deuce McAllister 12/8/02 vs. NO (3 rushing)
- Jimmy Smith 9/10/00 vs. Jax. (3 receiving)
- Karim Abdul-Jabbar 10/19/97 vs. Mia. (3 rushing)
- Tony Martin 9/28/97 at SD (3 receiving)
- Ed McCaffrey 10/20/96 at Den. (3 receiving)

Most PATs Attempted

- 6 Mike Hollis 11/1/98 vs. Jax.
- Norm Johnson 10/5/97 vs. Pit.
- Jason Elam 10/20/96 at Den.

Most PATs Made

- 6 Mike Hollis 11/1/98 vs. Jax.
- Norm Johnson 10/5/97 vs. Pit.
- Jason Elam 10/20/96 at Den.

Most FGs Attempted

- 6 Gary Anderson 12/13/98 vs. Min.
- 5 Mike Vanderjagt 10/13/02 at Ind.
- Mike Hollis 11/30/97 at Jax.
- Jon Hall 11/2/97 at NYJ

Most FGs Made

- 6 Gary Anderson 12/13/98 vs. Min.
- 5 Mike Vanderjagt 10/13/02 at Ind.
- Mike Hollis 11/30/97 at Jax.

Longest FG Attempted

- 60 John Hall 9/13/98 at NYJ
- 57 Mike Vanderjagt 10/13/02 at Ind.
- 53 Mike Vanderjagt 11/29/98 vs. Ind.
- 52 Olindo Mare 11/16/03 at Mia.
- Mike Vanderjagt 11/29/98 vs. Ind.
- Norm Johnson 11/9/97 at Pit.

Longest FG Made

- 53 Mike Vanderjagt 11/29/98 vs. Ind.
- 52 Olindo Mare 11/16/03 at Mia.
- Norm Johnson 11/9/97 at Pit.
- 51 Adam Vinatieri 1/2/00 at NE
- Jeff Wilkins 9/12/99 at STL

RUSHING

Most Rushing Attempts

- 36 Ricky Williams 11/16/03 at Mia.
- 33 Priest Holmes 10/4/04 vs. KC
- 32 Deuce McAllister 12/8/02 vs. NO
- 31 Lawrence Phillips 10/27/96 vs. STL - OT
- 30 Corey Dillon 11/28/04 at NE
- Julius Jones 11/21/04 vs. Dal.
- Eddie George 10/11/98 vs. Ten.

Most Yards Rushing

- 194 Terrell Davis 10/20/96 at Den.
- 192 Marshall Faulk 11/29/98 vs. Ind.
- 163 James Allen 12/20/98 at Chi.
- 151 Fred Taylor 10/20/02 vs. Jax.

- 137 Jerome Bettis 10/5/97 vs. Pit.

Highest Rushing Average (min. 7 carries)

- 11.3 Marshall Faulk 11/29/98 vs. Ind.

Longest Rush From Scrimmage

- 74t Kordell Stewart 10/5/97 vs. Pit.
- 71t Terrell Davis 10/20/96 at Den.
- 68t Marshall Faulk 11/29/98 vs. Ind.
- 57 James Allen 12/20/98 at Chi.

Most Rushing TDs

- 3 Deuce McAllister 12/8/02 vs. NO
- Karim Abdul-Jabbar 10/19/97 vs. Mia.

PASSING

Most Passing Attempts

- 69 Vinny Testaverde 12/24/00 vs. NYJ
- 55 Randall Cunningham 12/13/98 vs. Min.
- 53 Brian Griese 9/30/02 vs. Den.
- 52 Carson Palmer 9/26/04 at Cin.
- 50 Mark Brunell 9/10/00 vs. Jax.

Most Pass Completions

- 36 Vinny Testaverde 12/24/00 vs. NYJ
- 35 Brian Griese 9/30/02 vs. Den.
- 32 Randall Cunningham 12/13/98 vs. Min.
- 28 6 times, last by Drew Brees 9/21/03 at SD

Most Yards Passing

- 481 Vinny Testaverde 12/24/00 vs. NYJ
- 386 Mark Brunell 9/10/00 vs. Jax.
- 382 Carson Palmer 12/5/04 vs. Cin.
- 376 Mark Brunell 9/20/98 at Jax.
- 358 Stan Humphries 9/28/97 at SD
- 357 Peyton Manning 11/29/98 vs. Ind.

Highest Completion Percentage

- 83.9 Elvis Grbac 11/17/96 at SF (26-31)
- 83.3 Rob Johnson 8/31/97 vs. Jax. (20-24)
- 80.5 Carson Palmer 12/5/04 vs. Cin. (29-36)

Longest Completion

- 90t Kordell Stewart to Bobby Shaw, 12/16/01 vs. Pit.
- 82t Jon Kitna to Chad Johnson, 10/19/03 at Cin.
- 78t Mark Brunell to Fred Taylor, 9/20/98 at Jax.
- 77t Boomer Esiason to Darnay Scott, 12/21/97 at Cin.
- 76t Sage Rosenfels to Chris Chambers, 1/2/05 vs. Mia.
- 72t Mark Brunell to Jimmy Smith 9/20/98 at Jax.
- Stan Humphries to Tony Martin, 9/28/97 at SD

Most TD Passes

- 5 Matt Hasselbeck 11/23/03 vs. Sea.
- 4 Carson Palmer 12/5/04 vs. Cin.
- Drew Bledsoe 10/6/96 vs. NE

Most Interceptions Thrown

- 4 Jeff Garcia 11/30/03 vs. SF
- 3 16 times by 14 different players (last by Tommy Maddox 12/28/03 vs. Pit.)

OPPONENTS BEST GAMES

RECEIVING

Most Receptions

- 15 Jimmy Smith 9/10/00 vs. Jax.
- 12 Marvin Harrison 10/13/02 at Ind.
Derrick Mason 11/12/01 at Ten.
- 11 Peter Warrick 12/7/03 vs. Cin.
Richie Anderson 12/24/00 vs. NYJ
Cris Carter 12/13/98 vs. Min.
Isaac Bruce 10/27/96 vs. STL - OT

Highest Average Gain Per Reception (min. 3)

- 38.8 Tony Martin 9/28/97 at SD (4-155)
- 36.5 Chris Chambers 1/2/05 vs. Mia. (4-146)
- 26.0 Chad Johnson 10/19/03 at Cin. (5-130)
- 24.7 Jimmy Smith 11/10/96 vs. Jax. (3-74)

Longest Receptions

(see passing - longest completion, previous page)

Most Receiving Yards

- 291 Jimmy Smith 9/10/00 vs. Jax.
- 229 Isaac Bruce 10/27/96 vs. STL - OT
- 171 T.J. Houshmandzadeh 12/5/04 vs. Cin.
- 165 Dennis Northcutt 10/6/02 at Cle.
- 164 Plaxico Burress 12/16/01 vs. Pit.
- 162 Yancey Thigpen 10/5/97 vs. Pit.

Most Touchdown Receptions

- 3 Jimmy Smith 9/10/00 vs. Jax.
Tony Martin 9/28/97 at SD
Ed McCaffrey 10/20/96 at Den.

INTERCEPTIONS

Most Interceptions

- 3 Anthony Henry 11/18/01 vs. Cle.

Most Interception Return Yardage

- 97 Derrick Brooks 9/15/02 vs. TB (1 TD ret.)
- 87 Perry Phenix 11/12/00 at Ten. (1 TD ret.)
- 68 Jeff Herrod 10/13/96 at Ind. (1 ret.)
- 66 Takeo Spikes 9/23/01 at Cin. (1 ret.)

Highest Average on Int. Return Yardage (min. 2)

- 29.5 James Hasty 10/21/99 vs. KC (2-59)
Jerametrious Butler 11/9/03 at STL (2-59)

Longest Interception Return

- 97t Derrick Brooks 9/15/02 vs. TB
- 87t Perry Phenix 11/12/00 at Ten.
- 71 Cato June 12/19/04 at Ind.
- 68t Jeff Herrod 10/23/01 at Ind.
- 66t Takeo Spikes 9/23/01 at Cin.

Touchdowns

- 1 12 times, last by Derrick Brooks 9/15/02 vs. TB

SACKS

Most Sacks

- 3 7 times, last by Kenard Lang 9/12/04 at Cle.

Most Sack Yardage

- 25 Kenard Lang 9/12/04 at Cle. (3 sacks)
Kevin Carter 10/27/96 vs. STL - OT (2 sacks)

PUNTING

Most Punts

- 11 Tommy Barnhardt 12/19/99 vs. NO
- 10 Craig Henrich 10/7/01 vs. Ten.
Chris Gardocki 11/26/00 vs. Cle.
Chris Gardocki 9/26/99 vs. Cle.
Darren Bennett 11/15/98 at SD

Most Punting Yardage

- 491 Chris Gardocki 11/26/00 vs. Cle. (10 punts)
- 447 Chris Gardocki 9/26/99 vs. Cle. (10 punts)

Highest Punting Average (3 punts)

- 52.8 Lee Johnson 9/7/97 vs. Cin. (4 punts)

Longest Punt

- 69 Hunter Smith 10/13/02 at Ind.
Craig Henrich 12/6/98 at Ten.
- 68 Jason Baker 9/28/03 vs. KC

Most Punts Inside 20

- 8 Bryan Barker 11/14/99 at Jax.

PUNT RETURNS

Most Punt Returns

- 6 7 times, last by Nate Jacquet 1/7/02 vs. Min.

Most Punt Return Yardage

- 117 Leon Johnson 11/2/97 at NYJ - OT

Highest Punt Return Average (3 returns)

- 25.0 Roell Preston 10/25/98 at GB (4 returns)

Longest Punt Return

- 86t Craig Yeast 11/21/99 at Cin.
- 71t Roell Preston 10/25/98 at GB

TDs

- 1 Karl Williams 9/15/02 vs. TB (56 yards)
Craig Yeast 11/21/99 at Cin. (86 yards)
Roell Preston 10/25/98 at GB (71 yards)

KICKOFF RETURNS

Most Kickoff Returns

- 8 Terrence Wilkins 12/2/01 vs. Ind.

Most Kickoff Return Yardage

- 228 Brandon Bennett 11/10/02 vs. Cin. (6 ret.)
- 210 Wes Welker 1/2/05 vs. Mia. (7 ret.)
- 189 Tremain Mack 9/27/98 vs. Cin. (6 ret.)
- 173 Terrence Wilkins 12/2/01 vs. Ind. (8 ret.)

Highest Kickoff Return Average (3 returns)

- 43.0 Will Blackwell 10/5/97 vs. Pit. (3-129)

Longest Kickoff Return

- 97t Dante Hall 9/28/03 vs. KC
Tremain Mack 9/27/98 vs. Cin.
Will Blackwell 10/5/97 vs. Pit.
- 95t Wes Welker 1/2/05 vs. Mia.
- 94t Brandon Bennett 11/10/02 vs. Cin.

TDs

- 1 Wes Welker 1/2/05 vs. Mia. (95 yards)
Dante Hall 9/28/03 vs. KC (97 yards)
Brandon Bennett 11/10/02 vs. Cin. (94 yards)
David Palmer 12/13/98 vs. Min. (89 yards)
Tremain Mack 9/27/98 vs. Cin. (97 yards)
Will Blackwell 10/5/97 vs. Pit. (97 yards)

BALTIMORE PRO FOOTBALL RECORDS

Note: The following records reflect the performances of players on 2 professional football teams in Baltimore's past, plus the current NFL Ravens: The Baltimore Colts of the NFL, a team that played in Memorial Stadium from 1953-83; and the initial Colts franchise, which played in the All-American Football Conference from 1947-49, and then in the NFL in 1950. That franchise existed in 1950, but disbanded following that season. This set of statistics is not officially recognized by the NFL, but is meant to honor the players and teams that represented the citizens of Baltimore for so many years; plus, give a historical perspective to Baltimore pro football history.

SCORING

1949-60 - 12 GAMES

1947-48; 1961-77 - 14 GAMES

1978-83; 1996-2004 - 16 GAMES

Most Points Scored

Career

1,001	Matt Stover (1996-2004)
678	Lenny Moore (1956-67)
586	Lou Michaels (1965-69)

Season

135	Matt Stover (2000)
134	Matt Stover (2003)
120	Lenny Moore (1964)
117	Matt Stover (2004)
116	Matt Stover (1999)
115	Matt Stover (2001)
112	Raul Allegre (1983)
110	Matt Stover (1997)
109	Toni Linhart (1976)
106	Lou Michaels (1967)

Game

24	Lenny Moore (vs. Chi., 10/4/58)
	Lenny Moore (vs. LA Rams, 10/16/60)
	Lenny Moore (vs. Min., 10/1/61)
	Lydell Mitchell (vs. Buf., 10/12/75)
	Marcus Robinson (vs. Sea., 11/23/03)

Most Touchdowns

Career

113	Lenny Moore (1956-67 - includes 1 FR)
68	Raymond Berry (1956-67)
57	Tom Matte (1961-72)

Season

20	Lenny Moore (1964)
15	Lenny Moore (1961)
15	Lydell Mitchell (1975)
14	Lenny Moore (1958)
	Raymond Berry (1959)
	Michael Jackson (1996)
	Jamal Lewis (2003)

Game

4	Lenny Moore (10/4/58 vs. Chi.)
	Lenny Moore (10/16/60 vs. LA)

	Lenny Moore (10/1/61 vs. Min.)
	Lydell Mitchell (10/12/75, vs. Buf.)
	Marcus Robinson (11/23/03, vs. Sea.)

Most Field Goals

Career

242	Matt Stover (1996-2004)
107	Lou Michaels (1964-69)
72	Toni Linhart (1974-79)

Season

35	Matt Stover (2000)
33	Matt Stover (2003)
30	Raul Allegre (1983)
	Matt Stover (2001)
29	Matt Stover (2004)
28	Matt Stover (1998)

Game

5	Lou Michaels (9/25/66 vs. SF)
	Raul Allegre (10/30/83 at Phi.)
	Matt Stover (9/21/97 at Ten.)
	Matt Stover (12/26/99 vs. Cin.)
	Matt Stover (10/8/00 vs. Jax.)

Most Consecutive Field Goals Made

22	Matt Stover (8th in 1999 through 3rd in 2000)
18	Matt Stover (1st in 2001 through 11th in 2001)
	Matt Stover (6th in 2004 through 14th in 2004)

Highest Career Field Goal Percentage

(Min. 30 attempts)	
85.7	Raul Allegre (1983, 30/35)
83.7	Matt Stover (1996-2004, 242/289)
60.5	Toni Linhart (1974-79, 72/119)

Longest Field Goal Made

58	Dan Miller (12/26/82 at SD)
56	Bert Rechichar (9/27/53 vs. Chi.)
	Wade Richey (9/14/03 vs. Cle.)

RUSHING

1949-60 - 12 GAMES

1947-48; 1961-77 - 14 GAMES

1978-83; 1996-2004 - 16 GAMES

Most Rushing Attempts

Career

1,391	Lydell Mitchell (1972-77)
1,239	Jamal Lewis (2000, 2002-04)
1,200	Tom Matte (1961-72)
1,069	Lenny Moore (1956-67)

Season

387	Jamal Lewis (2003)
309	Jamal Lewis (2000)
308	Jamal Lewis (2002)
301	Lydell Mitchell (1977)
289	Lydell Mitchell (1976, 1975)

Game

40	Lydell Mitchell (10/20/74 at NYJ, 156 yds.)
36	Barn Morris (10/26/97 at Was., 176 yds.)
	Priest Holmes (11/22/98 at Cin., 227 yds.)
35	Lydell Mitchell (12/9/73 vs. Mia., 104 yds.)
	Jay Graham (11/16/97 vs. Phi. - OT, 154 yds.)

Most Rushing Yardage

Career

5,763	Jamal Lewis (2000, 2002-04)
5,487	Lydell Mitchell (1972-77)
5,174	Lenny Moore (1956-67)
4,646	Tom Matte (1961-72)

BALTIMORE PRO FOOTBALL RECORDS

Season

2,066	Jamal Lewis (2003)
1,364	Jamal Lewis (2000)
1,327	Jamal Lewis (2002)
1,200	Lydell Mitchell (1976)
1,193	Lydell Mitchell (1975)

Game

*295	Jamal Lewis (9/14/03 vs. Cle.)
227	Priest Holmes (11/22/98 at Cin.)
205	Jamal Lewis (12/21/03 at Cle.)
198	Norm Bulaich (9/19/71 vs. NYJ)
194	Alan Ameche (9/25/55 vs. Chi.)

Most Touchdowns Rushing

Career

63	Lenny Moore (1956-67)
45	Tom Matte (1961-72)
40	Alan Ameche (1955-60)

Season

16	Lenny Moore (1964)
14	Jamal Lewis (2003)
11	Tom Matte (1969)
	Lydell Mitchell (1975)
	Curtis Dickey (1980)

Game

3	Alan Ameche (10/13/57 vs. GB)
	Lenny Moore (10/16/60 vs. LA)
	Tom Matte (12/29/68 at Cle.)

Tom Matte (11/2/69 vs. Was.)
Don McCauley (11/23/75 at Mia.)

Most 100-Yard Games

Career

26	Jamal Lewis (2000, 2002-04)
16	Lydell Mitchell (1972-77)
7	Alan Ameche (1955-60)
	Priest Holmes (1997-2000)

Season

12	Jamal Lewis (2003)
5	Jamal Lewis (2002)
	Jamal Lewis (2000)
	Lydell Mitchell (1975)

Longest Run From Scrimmage

96t	Jim Spavital (11/6/50, vs. GB)
82t	Jamal Lewis (9/14/03 vs. Cle.)
80t	Tom Matte (10/12/64, vs. STL)
79t	Alan Ameche (9/25/55 vs. Chi.)
	Lenny Moore (10/28/56)

RECEIVING

1949-60 - 12 GAMES

1947-48; 1961-77 - 14 GAMES

1978-83; 1996-2004- 16 GAMES

Most Pass Receptions

Career

631	Raymond Berry (1955-67)
363	Lenny Moore (1956-67) (RB)
333	Don McCauley (1971-81) (RB)

Season

82	Joe Washington (1979) (RB)
76	Michael Jackson (1996)
75	Raymond Berry (1961)
74	Raymond Berry (1960)
	Qadry Ismail (2001)

Game

13	Joe Washington (9/2/79 at KC)
	Lydell Mitchell (12/15/74 vs. NYJ)
	Priest Holmes (10/1/98 vs. Ten.)
12	Raymond Berry (11/10/57 at Was.)
	Raymond Berry (12/28/58 at NYG)
	Lydell Mitchell (11/28/76 vs. NYJ)

Most Consecutive Games - Pass Receptions

43	Lenny Moore (11/10/57 at Was. through 12/18/60 at SF)
38	Raymond Berry (12/28/58 at NYG through 10/1/61 vs. Min.)
37	Jimmy Orr (10/20/63 at Det. through 12/12/65 vs. GB)

Most Receiving Yardage

Career

9,275	Raymond Berry (1955-67)
6,039	Lenny Moore (1956-67)
5,859	Jimmy Orr (1961-70)

Season

1,298	Raymond Berry (1960)
1,201	Michael Jackson (1996)
1,112	Roger Carr (1976)
1,105	Qadry Ismail (1999)
1,099	Derrick Alexander (1996)

Game

258	Qadry Ismail (12/12/99 at Pit.)
224	Raymond Berry (11/10/57 at Was.)
210	Roger Carr (10/24/76 at NYJ)

Most Touchdown Receptions

Career

58	Raymond Berry (1955-67)
50	Jimmy Orr (1961-70)
48	Lenny Moore (1956-67)

Season

14	Raymond Berry (1959)
	Michael Jackson (1996)
11	Jimmy Orr (1962)
	Roger Carr (1976)

Game

4	Marcus Robinson (11/23/03 vs. Sea.)
3	Jim Mutscheller (10/13/57 vs. GB at Mil.)
	Raymond Berry (10/30/60 at Dal.)
	Raymond Berry (11/26/60 at GB)
	Jimmy Orr (12/8/62 vs. Was.)
	Jimmy Orr (10/4/64 vs. LA)
	Roger Carr (9/19/76 vs. Cin.)
	Michael Jackson (12/22/96 vs. Hou.)
	Qadry Ismail (12/12/99 at Pit.)

Most Consecutive Games, Touchdown Receptions

5	Raymond Berry (11/15/59, vs. GB at Mil. through 12/12/59 at LA)
	Jimmy Orr (12/2/62 at Det. through 9/22/63 at SF)
	Michael Jackson (10/20/96 at Den. through 11/17/96 at SF)

*NFL Record

BALTIMORE PRO FOOTBALL RECORDS

Most 100-Yard Receiving Games

Career

- 23 Raymond Berry (1955-67)
- 19 Lenny Moore (1956-67)
- 18 Jimmy Orr (1961-70)

Season

- 6 Raymond Berry (1960)
- 5 Lenny Moore (1958)
- 4 Raymond Berry (1958)
- Raymond Berry (1959)
- Lenny Moore (1959)
- Lenny Moore (1960)
- Jimmy Orr (1962)
- Michael Jackson (1996)

Longest Reception

- 92 Derrick Alexander from Eric Zeier (12/7/97 vs. Sea.)
- 90t Roger Carr from Bert Jones (11/16/75 vs. NYJ)
- 89t John Mackey from John Unitas (10/30/66 at LA)
- Roger Carr from Bert Jones (11/9/75 at Buf.)
- 88t Tom Matte from John Unitas (9/17/67 vs. Atl.)
- 86t Michael Jackson from Vinny Testaverde (12/22/96 vs. Hou.)

PASSING

1949-60 - 12 GAMES

1947-48; 1961-77 - 14 GAMES

1978-83; 1996-2004 16 GAMES

Most Pass Attempts

Career

- 5,110 John Unitas (1956-72)
- 2,464 Bert Jones (1973-81)
- 1,019 Vinny Testaverde (1996-97)
- 893 Y.A. Tittle (1948-50)

Season

- 549 Vinny Testaverde (1996)
- 470 Vinny Testaverde (1997)
- 467 Elvis Grbac (2001)
- 464 Kyle Boller (2004)
- 459 Greg Landry (1979)
- 446 Bert Jones (1980)

Game

- 63 Elvis Grbac (9/23/01 at Cin.)
- 53 Bert Jones (12/15/74 vs. NYJ)
- 51 Vinny Testaverde (10/27/96 vs. STL - OT)
- 50 Vinny Testaverde (11/24/96 vs. Jax. - OT)
- Jeff Blake (10/27/02 vs. Pit.)
- 49 Greg Landry (12/27/79 at NYJ)

Most Pass Completions

Career

- 2,796 John Unitas (1956-72)
- 1,382 Bert Jones (1973-81)
- 596 Vinny Testaverde (1996-97)
- 470 Y.A. Tittle (1948-50)

Season

- 325 Vinny Testaverde (1996)
- 271 Vinny Testaverde (1997)
- 270 Greg Landry (1979)
- 265 Elvis Grbac (2001)
- 258 Kyle Boller (2004)
- 255 John Unitas (1967)

Game

- 36 Bert Jones (12/15/74 vs. NYJ)
- 33 Elvis Grbac (9/23/01 at Cin.)
- 32 Vinny Testaverde (10/19/97 vs. Mia.)
- 31 Vinny Testaverde (10/27/96 vs. STL - OT)
- Vinny Testaverde (11/24/96 vs. Jax. - OT)

Highest Completion Percentage

Season (min. 192)

- 60.4 Bert Jones (1976)
- 59.3 Trent Dilfer (2000)
- 59.2 Vinny Testaverde (1996)
- 59.1 Greg Landry (1979)

Most Yards Passing

Career

- 39,768 John Unitas (1956-72)
- 17,663 Bert Jones (1973-81)
- 7,148 Vinny Testaverde (1996-97)
- 6,615 Y.A. Tittle (1948-50)

Season

- 4,177 Vinny Testaverde (1996)
- 3,481 John Unitas (1963)
- 3,428 John Unitas (1967)

Game

- 429 Vinny Testaverde (10/27/96 vs. STL-OT)
- 401 John Unitas (9/17/67 vs. Atl.)
- 397 John Unitas (11/1/59 vs. Cle.)
- 385 John Unitas (12/16/62 vs. Min.)

Most Touchdown Passes

Career

- 287 John Unitas (1956-72)
- 122 Bert Jones (1973-81)
- 51 Vinny Testaverde (1996-97)
- 47 Earl Morrall (1968-71)

Season

- 33 Vinny Testaverde (1996)
- 32 John Unitas (1959)
- 26 Earl Morrall (1968)

Game

- 5 Gary Cuozzo (11/14/65 at Min.)
- Tony Banks (9/10/00 vs. Jax.)
- 4 Anthony Wright (11/23/03 vs. Sea.)
- Kyle Boller (12/12/04 vs. NYG)

Most Passes Had Intercepted

Career

- 246 John Unitas (1956-72)

Season

- 24 John Unitas (1960, 1961 and 1966)

Game

- 6 Fred Enke (10/18/53 at GB)
- 5 Fred Enke (11/7/53 at Det.)
- John Unitas (11/26/60 vs. SF)
- John Unitas (10/8/61 at GB)
- John Unitas (11/20/66 at De.)
- Bill Troup (9/10/78 vs. Mia.)

**TERRELL
SUGGS**



NFL
PRO BOWL
HAWAII
2005
NFL ALL-STAR GAME



NOTES



BALTIMORE RAVENS GAME DAY



M&T Bank Stadium – There isn't a more exciting place to be in Baltimore for a Ravens' home game. Why would you be anywhere else? M&T Bank Stadium is located at the south point of Camden Yards and remains the crowning jewel of the NFL's premier sports facilities. Ravens fans – proud of their Baltimore heritage – enjoy the latest in technology, including state-of-the-art SMARTVISION video screens. Combined with extraordinary amenities, including a stunning view of the city's skyline, the game's excitement brings fans to their feet. With a capacity of 70,107, this impressive structure is the home of the Ravens and draws its dazzling design from Baltimore's architecture.

Completed in 1998 at an estimated cost of \$220 million, the stadium has 119 suites and 8,196 club seats. HOK architects designed Oriole Park at Camden Yards and M&T Bank Stadium. The latter was completed in less than 2 years and funded through a combination of proceeds generated from the sale of tax-exempt revenue bonds, debt service paid by lottery proceeds and the Ravens.



QUICK STADIUM FACTS:

- M&T Bank Stadium is 185 ft. high, which is 35 ft. above Oriole Park.
- The 2 SMARTVISION video screens, located in each end zone, generate 16 million colors, and at peak output, consume up to 80,000 watts of electricity.
- M&T Bank Stadium has featured other events: the Army-Navy clash (2000), Maryland vs. Georgia Tech, Salisbury State vs. Frostburg State, and 3 Morgan State games. The 1998 HFSival sold out in under 90 minutes and staged 15 bands, attracting over 80,000 fans. The 2005 HFSival attracted over 40,000 fans and rocked the house. Navy vs. Notre Dame played in 2002, and the NCAA lacrosse tournaments were held in 2003 and 2004. Maryland and Navy football teams play at M&T Bank Stadium on 9/2/05.
- A stone mosaic of piano keys is displayed on the SW plaza sidewalk in recognition of the old Knaabe Piano factory, formerly located on the stadium site.

M&T BANK STADIUM HIGHLIGHTS

VIDEO SCREENS:

- The 2 SMARTVISION video screens, located in each end zone, measuring 100 ft. x 24 ft. are 1 of 2 of the largest permanent computer-operated video display screens in the NFL.



- A crew of 25+ people operate the screens from a central control room located on the press level. Some of the dynamic features of the screens include, arguably, the best graphics and game action video in the league, plus network pre-game shows, live game highlights from around the NFL, instant replays, up-to-date scores, statistics and player updates/features.
- Each screen can be divided into as many as 16 different pictures, augmented by over 1,894 custom-built speakers that produce crystal quality sound and dynamic, breathtaking special effects.

SIGHTLINES:

- Front-row seating in the lower level is 6 ft. above the playing field, high enough to eliminate any issue with obstructed views. In addition, the front row is only a distance of 50 ft. from the playing field sidelines and 20 ft. from the back of the end zones.
- The distinctive upper seating area includes open notches in each corner of the stadium, allowing scenic views of Baltimore. This feature also enables upper-level end zone seating to be moved closer to the playing field.

SEATING:

- With a seating capacity of 70,107, M&T Bank Stadium is substantially larger than its sister baseball stadium to the north. At 1.6 million sq. ft., it is nearly double Oriole Park's size. Seating for the disabled is located in every PSL Zone.
- The 8,196 club seats at M&T Bank Stadium offer extra-wide comfort, plus VIP parking, access to the club lounges serving specialty foods, fully-staffed bars, a concierge and scenic views of downtown Baltimore.
- Each of the 119 suites at M&T Bank Stadium holds between 20-24 people and features 3 televisions and a private restroom. VIP parking, personal waitstaff service and many other amenities are available to suite holders.

AMENITIES:

- Extra-wide concourses (44-64 ft.) allow easy people movement. Seven public elevators, numerous ramps, and 2 escalators (to club level) assist the movement of fan traffic.
- There are 55 concessions stands in the upper, lower and club levels with great football fare, including delicious Baltimore favorites.

M&T BANK STADIUM HIGHLIGHTS



• Ravens Team Stores allow fans to purchase all of the latest Ravens' merchandise. For fan convenience, 6 M&T Bank ATMs are located throughout the stadium.

TRANSPORTATION AND STADIUM SITE:

• Located at 1101 Russell St., M&T Bank Stadium is surrounded on all sides by the following elevated roadways: I-95 and the Hamburg St. bridge to the north; I-95 and I-395 (plus Light Rail line) to the east; the Ostend St. bridge to the south; and the Russell St. viaduct to the west.

• Fans can easily access M&T Bank Stadium using mass transit. The Light Rail has a drop-off point located directly outside of Gate B, and Park-and-Ride shuttles are available from various locations around the greater Baltimore area.

• Parking in stadium lots, managed by Central Parking Systems (410) 347-9330, is limited, but downtown lots are available for game day parking, a short walk away.


• Tailgating fans are welcomed at M&T Bank Stadium. Fans may tailgate in all of the public lots. For Tailgate Lot parking information, call the Ravens' Ticket Office at (410) 261-RAVE (7283).

• In October of 2002, following the passing of legendary NFL quarterback, Johnny Unitas, the Ravens named the area near Gate A *Unitas Plaza*. A statue sculpted by artist Frederick Kail was directed and funded by a grass roots group that included donations from the Steve Bisciotti family, the Art Modell family, the Baltimore Orioles, and numerous others. One of the most significant elements of the bronze work is the famous black high tops – Johnny's signature shoe.

• Although Unitas Plaza is a great picture-taking area for Baltimoreans and vacationers, PSL season ticket holders also have the opportunity to locate their names etched on the PSL Walls. These names are an integral part of the young history of the Ravens and M&T Bank Stadium. These names are a tribute to the great Ravens' football fans who have supported the team that brought the City of Baltimore and the State of Maryland the NFL World Championship with Super Bowl XXXV in 2000.



IN-GAME ENTERTAINMENT



MASCOTS:

The game day experience at M&T Bank Stadium is designed to offer Ravens fans a festive and colorful atmosphere providing a variety of entertainment and excitement. And it wouldn't be complete without the Ravens' 3 mischievous mascots: Edgar, Allan and Poe. Although the 3 feathery cut-ups are similar in appearance, each one has a unique personality. In fact, Poe will unveil his new Oz Bike by X-treme Scooter this season. If you would like to book a mascot(s) to fly into your next function, please call (410) 701-4114. You can also log on to baltimore Ravens.com.



BALTIMORE'S MARCHING RAVENS:

Over 250 musicians and 50 flagline performers make up Baltimore's Marching Ravens, one of America's finest bands. They are presented by M&T Bank. BMR's distinctive purple uniforms are in the military-style with brass buttons and crisp white detail. Tall black hats with feather plumes complete the uniform. The electrifying band performs Script Ravens during the pre-game. John Ziemann, a dedicated and tireless leader, directed the Colts Marching Band, which evolved into the current Ravens musical performers. BMR is deeply involved in charitable causes and raises funds to help support the Baltimore community.

For information on scheduling these dynamic performers, call John Ziemann at 410-557-8335. For more information, log on to baltimore Ravens.com.

CHEERLEADERS:

The Baltimore Ravens' cheerleading squad averages 29 members on the dance team and 36 members on the stunt team, 16 women and 20 men. The cheerleaders' head coach is Tina Simjoski, who owns Spirit Unlimited, a cheerleading instruction and dance company. Ravens cheerleaders are out in the community helping the team raise funds for charities and foundations in the Baltimore area.

These performers are part of the finest squad in the NFL and have traveled to Japan and the Middle East performing for our troops at bases and camps for the United States military.

Scheduling the cheerleaders or a team member for your next event is easy. Just call (410) 701-4271 or log on to baltimore Ravens.com.



BALTIMORE RAVENS RAVE-TV



Emmy-award winning Ravens television is at your fingertips.

RAVENS REPORT offers an insider's look, featuring edge-of-your-seat Ravens action, access to the team, dynamic Ravens star players, the coaches, and a closer look at game strategy.

RAVENS REPORT airs each Saturday at 7:30 PM on Fox45 and repeats on Comcast SportsNet.*

Ravens game action and commentary is offered on **RAVENS WIRED**, a weekly program hosted by Amber Theoharis. **WIRED** "mics" a Ravens' player or coach throughout the practice week and, in addition, through that weekend's game. Watch **WIRED** on Tuesdays at 10 PM on WNUV TV-WB54 and the repeat on Comcast SportsNet.*


You won't want to miss any of the preseason game action at M&T Bank Stadium – Be sure to set your recorder for this pre-game show:

RAVENS KICKOFF, a half-hour pre-game show, airs 30 minutes before kickoff for a preseason game on both Fox45 and Comcast SportsNet.* **KICKOFF** gives fans the most current Ravens pre-game updates with live interviews, plus in-depth analysis of that evening's game.

RAVENS PRESEASON GAME TELECASTS will air on Fox45 and Comcast SportsNet.* The highly-regarded national Fox network broadcast team of Dick Stockton and his partner, Daryl Johnston, are joined in the booth by former Raven DT Tony Siragusa. The trio's broadcast is produced by the Ravens' Don DiRaddo and directed by Chris Glass. Fox45's sports director, Bruce Cunningham, and Comcast SportsNet talent Sage Steele co-host the preseason shows.

RAVE-TV was nominated for 2 Emmys in 2005. RAVE-TV currently owns 8 Emmy Awards, presented in the team's short 9-year history with 1 of the 8 awarded this past June.

*Check your local TV listings, or log on to baltimore Ravens.com for show times, which may be subject to change.



You can find out on Ravens **WIRED** what Brian Billick (top photo) is saying on the sidelines...The Ravens' preseason TV broadcast booth holds the formidable trio (middle photo) of Tony Siragusa, left, Dick Stockton, middle, and Daryl Johnston, right...Sage Steele of Comcast SportsNet (bottom photo), interviews Todd Heap while Jonathan Ogden interrupts just for fun...Preseason games are scheduled as follows: Sat., Aug. 13 at Atlanta, Sat., Aug. 20 vs. Philadelphia, Fri., Aug. 26 at New Orleans, and Thu., Sept. 1 vs. Washington.

M&T BANK STADIUM HISTORY

M&T BANK STADIUM

On May 6, 2003, M&T Bank and the Baltimore Ravens announced their partnership, which included a 15-year, \$75 million agreement with naming rights to the Ravens' home field, **M&T BANK STADIUM**, as well as several important community-based programs that are jointly administered.

At the announcement, Ravens owner Steve Bisciotti said: "We knew from the onset that we did not want a company that was not established and without a great track record. There

were other banks we were calling about naming rights, because that was the category we wanted to fill, but the timing was perfect [with M&T], as they were coming into a new market."

M&T Bank's long history began in western New York, but the company has expanded all over the East Coast. There are more than 700 branches throughout the Mid-Atlantic, including Maryland, Virginia and Pennsylvania. The bank was founded 149 years ago and is one of the 20th largest bank corporations in the nation.

"M&T believes in making meaningful, long-term commitments and investments in the communities we serve – and M&T believes that Baltimore has unlimited potential," Robert Sadler, chairman of M&T Bank, said. "The M&T and Ravens partnership immediately and powerfully connects the combined strengths of our two teams."

The partnership is deeply rooted in the idea of community service. M&T Bank became the lead sponsor of the **RAVENS ALL COMMUNITY TEAM** (formed in 2001), which unites the Ravens with Baltimore's business leadership to support the community in meaningful ways. This includes fundraising, volunteerism and involvement in projects that meet some of Baltimore's most pressing needs.



The corporation also sponsors *Honor Rows*, a program that provides game tickets to youth service organizations, and the renowned Baltimore's Marching Ravens. For more information about this community service, log on to baltimore-ravens.com.



Ravens players visited fans at the Inner Harbor on June 15 to thank them personally for their support for the past 9 seasons. They posed with the Ravens All Community Team crab designed by artist Tim Byrne. Other areas visited by players that day included Towson, M&T Bank, City Hall, local elementary schools in Owings Mills, Baltimore, and Baugher's in Westminster, MD.



M&T BANK STADIUM SEATING



GAME DAY

BALTIMORE RAVENS TRAINING CAMP



“ This is the 10th year the Ravens have partnered with McDaniel College, and we enjoy our relationship with the Westminster community, and plan to keep our training camp at that location.

—Steve Bisciotti,
Ravens Owner”

S Will Demps signed autographs at the August 2004 training camp.

Ravens training camp is located at McDaniel College in Westminster, MD. This is the Ravens' 10th summer training session at the campus. McDaniel College is a private liberal arts college with an enrollment of 1,500 students. MDC is located 30 minutes from the Ravens' Owings Mills practice facility and 50 minutes from downtown Baltimore. Training camp practice information is updated daily via recorded message at (410) 261-RAVE (7283) and on the team's website: baltimore Ravens.com, where you'll get both the latest practice schedule and the weather. Practices are subject to change.

The Ravens will conduct a live scrimmage against the Washington Redskins on Saturday, Aug. 6 at Noon at M&T Bank Stadium. Get details on the scrimmage and the Countdown to Kickoff Week by logging on to baltimore Ravens.com.

NOTE TO MEDIA: A workbook is available at the Best Western Hotel in Westminster (410) 857-1900. Players and coaches are available for interviews after morning practices, usually at 11:00 AM. **Contact Chad Steele at Chad.Steele@Ravens.nfl.net for 2005 training camp credentials.**

Practices are free and open to the public and subject to change. All fans and media are reminded to check the latest practice information by calling (410) 261-RAVE or by logging on to our website.

DRIVING DIRECTIONS

FROM BALTIMORE VIA

I-695: Take I-695 to Exit 19 to I-795 N. Follow the signs to Westminster via Route 140 W. **FOR FANS:** Follow 140 W. to Rte. 31 S; at the flashing traffic light turn left; then at the 1st traffic light, turn left onto Main St. Proceed up the hill; Enter the Visitor Parking Lot on the left. **FOR MEDIA:** Follow 140 W. to the Best Western on the left, and check in at Room 105 to the left of the lobby.



GAME DAY

2005 NFL PRESEASON SCHEDULE

ALL TIMES LOCAL

	HALL OF FAME WEEKEND - AUGUST 6-8	NETWORK	TIME
Sat., Aug. 6	American Bowl		
	Atlanta vs. Indianapolis (Tokyo)	ESPN2	6 PM
	Pro Football Hall of Fame Game (Canton, OH)	ESPN (re-air)	6 PM
	Chicago vs. Miami	ABC	8 PM
Mon., Aug. 8			
WEEK 1 - Aug. 11-15			
Thurs., Aug. 11	San Diego at Green Bay	ESPN	7 PM
Fri., Aug. 12	Detroit at New York Jets		7 PM
	New England at Cincinnati		7:30 PM
	Chicago at St. Louis		7 PM
	Kansas City at Minnesota		7 PM
	Seattle at New Orleans		7 PM
	Tampa Bay at Tennessee		7 PM
SAT., AUG. 13	BALTIMORE AT ATLANTA		7:30 PM
	Miami at Jacksonville		7:30 PM
	Buffalo at Indianapolis		7 PM
	Denver at Houston		7 PM
	New York Giants at Cleveland		8 PM
	Washington at Carolina		8 PM
	Dallas at Arizona		7 PM
	Oakland at San Francisco		7 PM
Mon., Aug. 15	Philadelphia at Pittsburgh	ESPN	8 PM
WEEK 2 - Aug. 18-22			
Thurs., Aug. 18	New Orleans at New England	FOX	8 PM
Fri., Aug. 19	Minnesota at New York Jets	CBS	8 PM
	Tennessee at Atlanta		7:30 PM
	Cincinnati at Washington		8 PM
Sat., Aug. 20	Cleveland at Detroit		1 PM
	Green Bay at Buffalo		6 PM
	Jacksonville at Tampa Bay		7:30 PM
	Miami at Pittsburgh		7:30 PM
	Carolina at New York Giants		8 PM
	Chicago at Indianapolis		7 PM
	Oakland at Houston		7 PM
	PHILADELPHIA AT BALTIMORE		8 PM
	Arizona at Kansas City		7:30 PM
	San Francisco at Denver		7 PM
Sun., Aug. 21	St. Louis at San Diego		1 PM
Mon., Aug. 22	Dallas at Seattle	ABC	5 PM
WEEK 3 - Aug. 25-29			
Thurs., Aug. 25	Atlanta at Jacksonville	ESPN	8 PM
Fri., Aug. 26	Pittsburgh at Washington	FOX	8 PM
	Cincinnati at Philadelphia		7:30 PM
	BALTIMORE AT NEW ORLEANS		7 PM
	Buffalo at Chicago		7 PM
	Carolina at Cleveland		8 PM
	New England at Green Bay		7 PM
	New York Jets at New York Giants		8 PM
	San Diego at Minnesota		7 PM
	Arizona at Oakland		6:30 PM
	Tennessee at San Francisco		7 PM
Sat., Aug. 27	Indianapolis at Denver	CBS	6 PM
	Tampa Bay at Miami		7:30 PM
	Houston at Dallas		7 PM
	Seattle at Kansas City		7:30 PM
Mon., Aug. 29	St. Louis at Detroit	ABC	8 PM
WEEK 4 - Sep. 1-2			
Thurs., Sep. 1	Houston at Tampa Bay		7:30 PM
	New York Jets at Philadelphia		7:30 PM
	Cleveland at Chicago		7 PM
	Green Bay at Tennessee		7 PM
	Jacksonville at Dallas		7 PM
	New York Giants at New England		8 PM
	Pittsburgh at Carolina		8 PM
	WASHINGTON AT BALTIMORE		8 PM
	New Orleans at Oakland		6 PM
	San Francisco at San Diego		7 PM
Fri., Sep. 2	Detroit at Buffalo		7 PM
	Indianapolis at Cincinnati		7:30 PM
	Kansas City at St. Louis		7 PM
	Minnesota at Seattle		6 PM
	Denver at Arizona		7 PM

RAVENS RADIO NETWORK



Ravens games can be heard on JACKfm (102.7) and ESPN Radio 1300, as well as on 15 regional affiliates (as of 7/1/05). This network of stations broadcasts each Ravens game live. Announcers Scott Garceau and Tom Matte are entering their 10th season together as the voices of the Ravens. Garceau is an award-winning veteran Baltimore television talent, who is also the sports director of WMAR-TV (Channel 2, ABC affiliate). Matte, a former running back for the Baltimore Colts, was a member of the Super Bowl V World Champions and ranks 5th on the Colts' all-time rushing list.

At home games, Paul Mittermeier is the radio team's sideline reporter. ESPN Radio 1300 presents nightly sports talk shows that feature Ravens programming, including *Brian Billick's call-in show on Tuesdays at 6 PM.*

RAVENS • RADIO • AFFILIATES ESPN Radio (1300 AM) • JACKfm (102.7)

MARYLAND

Cambridge
WCEM • 106.3 FM /
1240 AM

Cumberland
WCBC • 107.1 FM

Hagerstown
WHAG • 1410 AM

LaPlata
WKIK • 102.9 FM

Ocean City
WRXS • 106.9 FM

Salisbury
WICO • 1320 AM

Westminster
WTTR • 1470 AM

DELAWARE

Dover
WWTX • 1290 AM /
WDOV • 1410 AM

PENNSYLVANIA

Hanover
WHVR • 1280 AM

Lancaster
WLPA • 1490 AM

York
WSBA • 910 AM

WEST VIRGINIA
Harrisonburg
WHBG • 1360 AM

Martinsburg
WEPM • 1340 AM

Winchester
WINC • 1400 AM

IMPORTANT DATES - 2005

- July 15 On or after this date a club that extends an existing Player Contract for a Franchise Player shall not be deemed to have utilized its Franchise Player designation for the period of the extension.
Deadline for a player who has practiced and/or played in a minor league in 2005 to sign in the NFL without being required to clear Procedural Recall waivers.
- July 25 Signing period ends at 4 PM, New York time, for Unrestricted Free Agents to whom a June 1 tender was made by Old Club, and for Transition Players. After this date and through 4 PM, New York time, on November 15, Old Club has exclusive negotiating rights to these players.
- Aug. 6 American Bowl, Tokyo, Japan: Atlanta Falcons vs. Indianapolis Colts.
- Aug. 6-8 Hall of Fame Weekend.
Hall of Fame Game, Canton, Ohio: Chicago Bears vs. Miami Dolphins.
- Aug. 9 If a Drafted Rookie has not signed with his club by this date, he may not be traded to any other club in 2005.
Deadline for players under contract to report to earn a season of free agency credit.
- Aug. 11-15 First Preseason Weekend.
- Aug. 13-17 Deadline for club to provide written notice to certain unsigned players and the NFLPA of its intent to place them on the Exempt List if they fail to report no later than 1 day prior to the club's second preseason game. Any player who fails to report prior to the deadline will be ineligible to play or receive compensation for at least 3 games (preseason or regular season) from the time that he reports.
- Aug. 30 Roster cut-down to maximum of 65 players on Active List by 4 PM, New York time.
- Aug. 31 All tryouts on this date and for the remainder of the season must be reported to the League Office.
- Sept. 3 Roster cut-down to maximum of 53 players on Active/Inactive List by 6 PM, New York time. Clubs may dress minimum of 42 and maximum of 45 players and 3rd QB for each regular season and postseason game.
NFL Europe League exemptions expire.
Simultaneously with the cut-down to 53, clubs that have players in the categories of Active/Physically Unable to Perform or Active/Non-Football Injury or Illness must take 1 of the following options: place player on Reserve/Physically Unable to Perform or Reserve/Non-Football Injury or Illness, whichever is applicable; ask waivers; terminate; trade; or continue to count him on Active List.
- Sept. 4 Claims on players placed on waivers at the final roster reduction will expire at 12 PM, New York time.
After 12 PM, clubs may establish a Practice Squad of 8 players by signing free agents who do not have an accrued season of free agency credit or who were on the 45-player Active List for less than 9 regular season games during their only Accrued Season(s). A player cannot participate on the Practice Squad for more than 2 seasons.
- Sept. 7 All clubs are required to file a personnel (injury) report with their conference information manager by 4 PM, New York time, on this date and every Wed., Thurs., and Fri. thereafter prior to a regular-season game.
Beginning at 4 PM, New York time, Team Salary includes all players receiving compensation under their 2005 contracts. Top 51 rule is no longer in effect.
- Sept. 8 After 4 PM, New York time, any new or altered incentives re-negotiated in a pre-existing contract for the 2005 season automatically will be deemed "Likely to be Earned" for 2005.
- Sept. 8-12 Regular Season opens.
- Sept. 9-13 Beginning on these dates, vested veterans terminated from the Active List or In-

IMPORTANT DATES - 2005/06

active List (and from Reserve/Injured if the player is placed on Reserve/Injured after the beginning of the regular season) are entitled to receive, after the end of the regular-season schedule, Termination Pay pursuant to the terms of the 1993 CBA.

- Sept. 27 Priority on multiple waiver claims is now based on the current season's standing.
- Oct. 18 Beginning the day after the conclusion of the 6th regular season weekend and continuing through the day after the conclusion of the 9th regular season weekend, clubs are permitted to begin practicing players on Reserve/Physically Unable to Perform and Reserve/Non-Football Injury or Illness for a period not to exceed 21 days. Players may be activated during the 21-day practice period or until 4 PM, New York time, on the day after the conclusion of the 21-day period. All trading ends at 4 PM, New York time.
- Oct. 19 Players with at least 4 previous pension-credited seasons are subject to the waiver system for the remainder of the regular season and postseason.
- Nov. 7 Deadline at 4 PM, New York time, for an increase in a player's 2005 Salary to be counted as Salary for the current year. Any notice of an increase in a player's 2005 Salary received by the NFLMC after this deadline will be treated as a Signing Bonus.
- Nov. 15 Signing period ends at 4 PM, New York time, for Franchise Players who are eligible to receive Offer Sheets.
Deadline for clubs to sign by 4 PM, New York time, their unsigned Franchise and Transition Players, including Franchise Players who were eligible to receive Offer Sheets until this date. If still unsigned after this date, such players are prohibited from playing in NFL in 2005. Deadline for clubs to sign by 4 PM, New York time, their Unrestricted Free Agents to whom June 1 tender was made. If still unsigned after this date, such players are prohibited from playing in NFL in 2005.
Deadline for clubs to sign by 4 PM, New York time, their Restricted Free Agents to whom June 1 tender was made. If such players remain unsigned, they are prohibited from playing in NFL in 2005.
Deadline for clubs to sign Drafted players by 4 PM, New York time. If such players remain unsigned, they are prohibited from playing in NFL in 2005.
- Dec. 2 Deadline for reinstatement by 4 PM, New York time, of players in Reserve List categories of Retired, Did Not Report, and Exclusive Rights, and of players who were placed on Reserve/Left Squad in a previous season.
- Dec. 6-7 NFLMC Labor Seminar, The Four Seasons-Las Colinas, Dallas, TX.
- Dec. 30 Deadline for waiver requests in 2005, except for "special waiver requests" which have a 10-day claiming period, with termination or assignment delayed until after the Super Bowl.

2006

- Jan. 2 Clubs may begin signing free agent players for the 2006 season.
- Jan. 7-8 Wild Card Playoff Games.
- Jan. 8 Assistant coaches under contract to playoff clubs that have byes in the Wild Card weekend may be interviewed for head coaching positions through the conclusion of the Wild Card games.
- Jan. 13-14 Assistant coaches under contract to playoff clubs that won their Wild Card games may be interviewed for head coaching positions prior to their Divisional Playoff games.
- Jan. 14-15 Divisional Playoff Games.
- Jan. 22 AFC and NFC Championship Games.
- Jan. 28 Senior Bowl, Mobile, Alabama.
- Feb. 5 Super Bowl XL, Detroit, Michigan.
- Feb. 12 AFC - NFC Pro Bowl, Honolulu, HI

WEEK 1 - FOX NATIONAL WEEKEND

THURSDAY - SEPTEMBER 8

OAKLAND AT NEW ENGLAND 9 PM

SUNDAY, SEPTEMBER 11

HOUSTON AT BUFFALO 1 PM

NEW ORLEANS AT CAROLINA 1 PM

CINCINNATI AT CLEVELAND 1 PM

SEATTLE AT JACKSONVILLE 1 PM

NEW YORK JETS AT KANSAS CITY 12 PM

DENVER AT MIAMI 1 PM

TAMPA BAY AT MINNESOTA 12 PM

TENNESSEE AT PITTSBURGH 1 PM

CHICAGO AT WASHINGTON 1 PM

GREEN BAY AT DETROIT 4:15 PM

ARIZONA AT NEW YORK GIANTS 4:15 PM

DALLAS AT SAN DIEGO 1:15 PM

ST. LOUIS AT SAN FRANCISCO 1:15 PM

INDIANAPOLIS AT BALTIMORE 8:30 PM

MONDAY - SEPTEMBER 12

PHILADELPHIA AT ATLANTA 9 PM

WEEK 2 - CBS NATIONAL WEEKEND

SUNDAY - SEPTEMBER 18

NEW ENGLAND AT CAROLINA 1 PM

DETROIT AT CHICAGO 12 PM

MINNESOTA AT CINCINNATI 1 PM

PITTSBURGH AT HOUSTON 12 PM

JACKSONVILLE AT INDIANAPOLIS 12 PM

NEW YORK GIANTS AT NEW ORLEANS 12 PM

SAN FRANCISCO AT PHILADELPHIA 1 PM

BUFFALO AT TAMPA BAY 1 PM

BALTIMORE AT TENNESSEE 12 PM

ST. LOUIS AT ARIZONA 1:05 PM

ATLANTA AT SEATTLE 1:05 PM

SAN DIEGO AT DENVER 2:15 PM

CLEVELAND AT GREEN BAY 3:15 PM

MIAMI AT NEW YORK JETS 4:15 PM

KANSAS CITY AT OAKLAND 5:30 PM

MONDAY - SEPTEMBER 19

WASHINGTON AT DALLAS 8 PM

WEEK 3 - CBS NATIONAL WEEKEND

SUNDAY - SEPTEMBER 25

OPEN DATES: BALTIMORE, DETROIT, HOUSTON, WASHINGTON

ATLANTA AT BUFFALO 1 PM

CINCINNATI AT CHICAGO 12 PM

TAMPA BAY AT GREEN BAY 12 PM

CLEVELAND AT INDIANAPOLIS 12 PM

CAROLINA AT MIAMI 1 PM

NEW ORLEANS AT MINNESOTA 12 PM

JACKSONVILLE AT NEW YORK JETS 1 PM

OAKLAND AT PHILADELPHIA 1 PM

TENNESSEE AT ST. LOUIS 12 PM

DALLAS AT SAN FRANCISCO 1:05 PM

ARIZONA AT SEATTLE 1:05 PM

NEW ENGLAND AT PITTSBURGH 4:15 PM

NEW YORK GIANTS AT SAN DIEGO 5:30 PM

MONDAY - SEPTEMBER 26

KANSAS CITY AT DENVER 7 PM

WEEK 4 - FOX NATIONAL WEEKEND

SUNDAY - OCTOBER 2

OPEN DATES: CHICAGO, CLEVELAND, MIAMI, PITTSBURGH

HOUSTON AT CINCINNATI 1 PM

DENVER AT JACKSONVILLE 1 PM

PHILADELPHIA AT KANSAS CITY 12 PM

SAN DIEGO AT NEW ENGLAND 1 PM

BUFFALO AT NEW ORLEANS 12 PM

ST. LOUIS AT NEW YORK GIANTS 1 PM

DETROIT AT TAMPA BAY 1 PM

INDIANAPOLIS AT TENNESSEE 12 PM

SEATTLE AT WASHINGTON 1 PM

NEW YORK JETS AT BALTIMORE 4:05 PM

MINNESOTA AT ATLANTA 4:15 PM

DALLAS AT OAKLAND 1:15 PM

SAN FRANCISCO AT ARIZONA (MEX.) 7:30 PM

MONDAY - OCTOBER 4

GREEN BAY AT CAROLINA 9 PM

WEEK 5 - FOX NATIONAL WEEKEND

SUNDAY - OCTOBER 9

OPEN DATES: KANSAS CITY, MINNESOTA, NY GIANTS, OAKLAND

NEW ENGLAND AT ATLANTA 1 PM

MIAMI AT BUFFALO 1 PM

CHICAGO AT CLEVELAND 1 PM

BALTIMORE AT DETROIT 1 PM

NEW ORLEANS AT GREEN BAY 12 PM

TENNESSEE AT HOUSTON 12 PM

TAMPA BAY AT NEW YORK JETS 1 PM

SEATTLE AT ST. LOUIS 12 PM

INDIANAPOLIS AT SAN FRANCISCO 1:05 PM

CAROLINA AT ARIZONA 1:15 PM

PHILADELPHIA AT DALLAS 3:15 PM

WASHINGTON AT DENVER 2:15 PM

CINCINNATI AT JACKSONVILLE 8:30 PM

MONDAY - OCTOBER 10

PITTSBURGH AT SAN DIEGO 6 PM

WEEK 6 - CBS NATIONAL WEEKEND

SUNDAY - OCTOBER 16

OPEN DATES: ARIZONA, GREEN BAY, PHILADELPHIA, SAN FRANCISCO

CLEVELAND AT BALTIMORE 1 PM

MINNESOTA AT CHICAGO 12 PM

NEW YORK GIANTS AT DALLAS 12 PM

CAROLINA AT DETROIT 1 PM

WASHINGTON AT KANSAS CITY 12 PM

ATLANTA AT NEW ORLEANS 12 PM

JACKSONVILLE AT PITTSBURGH 1 PM

MIAMI AT TAMPA BAY 1 PM

CINCINNATI AT TENNESSEE 12 PM

NEW YORK JETS AT BUFFALO 4:15 PM

NEW ENGLAND AT DENVER 2:15 PM

SAN DIEGO AT OAKLAND 1:15 PM

HOUSTON AT SEATTLE 5:30 PM

MONDAY - OCTOBER 17

ST. LOUIS AT INDIANAPOLIS 8 PM

2005 NFL REGULAR SEASON SCHEDULE - ALL TIMES LOCAL

WEEK 7 - CBS NATIONAL WEEKEND

SUNDAY - OCTOBER 23

OPEN DATES: CAROLINA, JACKSONVILLE, NEW ENGLAND, TAMPA BAY

PITTSBURGH AT CINCINNATI1 PM
DETROIT AT CLEVELAND1 PM
INDIANAPOLIS AT HOUSTON12 PM
KANSAS CITY AT MIAMI1 PM
GREEN BAY AT MINNESOTA12 PM
SAN DIEGO AT PHILADELPHIA1 PM
NEW ORLEANS AT ST. LOUIS12 PM
SAN FRANCISCO AT WASHINGTON1 PM
DALLAS AT SEATTLE1:05 PM
TENNESSEE AT ARIZONA1:15 PM
BALTIMORE AT CHICAGO3:15 PM
DENVER AT NEW YORK GIANTS4:15 PM
BUFFALO AT OAKLAND1:15 PM
MONDAY - OCTOBER 24	
NEW YORK JETS AT ATLANTA9 PM

WEEK 8 - FOX NATIONAL WEEKEND

SUNDAY - OCTOBER 30

OPEN DATES: ATLANTA, INDIANAPOLIS, NY JETS, SEATTLE

MINNESOTA AT CAROLINA1 PM
GREEN BAY AT CINCINNATI1 PM
ARIZONA AT DALLAS12 PM
CHICAGO AT DETROIT1 PM
CLEVELAND AT HOUSTON12 PM
MIAMI AT NEW ORLEANS12 PM
WASHINGTON AT NEW YORK GIANTS1 PM
JACKSONVILLE AT ST. LOUIS12 PM
OAKLAND AT TENNESSEE12 PM
KANSAS CITY AT SAN DIEGO1:05 PM
PHILADELPHIA AT DENVER2:15 PM
TAMPA BAY AT SAN FRANCISCO1:15 PM
BUFFALO AT NEW ENGLAND8:30 PM
MONDAY - OCTOBER 31	
BALTIMORE AT PITTSBURGH9 PM

WEEK 9 - CBS NATIONAL WEEKEND

SUNDAY - NOVEMBER 6

OPEN DATES: BUFFALO, DALLAS, DENVER, ST. LOUIS

CINCINNATI AT BALTIMORE1 PM
TENNESSEE AT CLEVELAND1 PM
HOUSTON AT JACKSONVILLE1 PM
OAKLAND AT KANSAS CITY12 PM
ATLANTA AT MIAMI1 PM
DETROIT AT MINNESOTA12 PM
CHICAGO AT NEW ORLEANS12 PM
SAN DIEGO AT NEW YORK JETS1 PM
CAROLINA AT TAMPA BAY1 PM
SEATTLE AT ARIZONA2:05 PM
NEW YORK GIANTS AT SAN FRANCISCO1:05 PM
PITTSBURGH AT GREEN BAY3:15 PM
PHILADELPHIA AT WASHINGTON8:30 PM
MONDAY - NOVEMBER 7	
INDIANAPOLIS AT NEW ENGLAND9 PM

WEEK 10 - FOX NATIONAL WEEKEND

SUNDAY - NOVEMBER 13

OPEN DATES: CINCINNATI, NEW ORLEANS, SAN DIEGO, TENNESSEE

KANSAS CITY AT BUFFALO1 PM
SAN FRANCISCO AT CHICAGO12 PM
ARIZONA AT DETROIT1 PM
HOUSTON AT INDIANAPOLIS1 PM
BALTIMORE AT JACKSONVILLE12 PM
NEW ENGLAND AT MIAMI1 PM
MINNESOTA AT NEW YORK GIANTS1 PM
WASHINGTON AT TAMPA BAY1 PM
NEW YORK JETS AT CAROLINA4:05 PM
DENVER AT OAKLAND1:05 PM
GREEN BAY AT ATLANTA4:15 PM
ST. LOUIS AT SEATTLE1:15 PM
CLEVELAND AT PITTSBURGH8:30 PM
MONDAY - NOVEMBER 14	
DALLAS AT PHILADELPHIA9 PM

WEEK 11 - CBS NATIONAL WEEKEND

SUNDAY, NOVEMBER 20

TAMPA BAY AT ATLANTA1 PM
CAROLINA AT CHICAGO12 PM
INDIANAPOLIS AT CINCINNATI1 PM
MIAMI AT CLEVELAND1 PM
DETROIT AT DALLAS12 PM
NEW ORLEANS AT NEW ENGLAND1 PM
PHILADELPHIA AT NEW YORK GIANTS1 PM
ARIZONA AT ST. LOUIS12 PM
JACKSONVILLE AT TENNESSEE12 PM
OAKLAND AT WASHINGTON1 PM
SEATTLE AT SAN FRANCISCO1:05 PM
PITTSBURGH AT BALTIMORE4:15 PM
NEW YORK JETS AT DENVER2:15 PM
BUFFALO AT SAN DIEGO1:15 PM
KANSAS CITY AT HOUSTON7:30 PM
MONDAY - NOVEMBER 21	
MINNESOTA AT GREEN BAY8 PM

WEEK 12 - FOX NATIONAL WEEKEND

THANKSGIVING - NOVEMBER 24

ATLANTA AT DETROIT12:30 PM
DENVER AT DALLAS3:15 PM
SUNDAY - NOVEMBER 27	
CAROLINA AT BUFFALO1 PM
BALTIMORE AT CINCINNATI1 PM
ST. LOUIS AT HOUSTON12 PM
NEW ENGLAND AT KANSAS CITY12 PM
CLEVELAND AT MINNESOTA12 PM
CHICAGO AT TAMPA BAY1 PM
SAN FRANCISCO AT TENNESSEE12 PM
SAN DIEGO AT WASHINGTON1 PM
JACKSONVILLE AT ARIZONA2:05 PM
MIAMI AT OAKLAND1:05 PM
GREEN BAY AT PHILADELPHIA4:15 PM
NEW YORK GIANTS AT SEATTLE1:15 PM
NEW ORLEANS AT NEW YORK JETS8:30 PM
MONDAY - NOVEMBER 28	
PITTSBURGH AT INDIANAPOLIS9 PM

WEEK 13 - CBS NATIONAL WEEKEND

SUNDAY - DECEMBER 4

HOUSTON AT BALTIMORE1 PM
ATLANTA AT CAROLINA1 PM
GREEN BAY AT CHICAGO12 PM
JACKSONVILLE AT CLEVELAND1 PM
MINNESOTA AT DETROIT1 PM
TENNESSEE AT INDIANAPOLIS1 PM
BUFFALO AT MIAMI1 PM
TAMPA BAY AT NEW ORLEANS12 PM
DALLAS AT NEW YORK GIANTS1 PM
CINCINNATI AT PITTSBURGH1 PM
WASHINGTON AT ST. LOUIS3:05 PM
ARIZONA AT SAN FRANCISCO1:05 PM
DENVER AT KANSAS CITY3:15 PM
NEW YORK JETS AT NEW ENGLAND4:15 PM
OAKLAND AT SAN DIEGO5:30 PM
MONDAY - DECEMBER 5	
SEATTLE AT PHILADELPHIA9 PM

WEEK 14 - CBS NATIONAL WEEKEND

SUNDAY - DECEMBER 11

NEW ENGLAND AT BUFFALO1 PM
TAMPA BAY AT CAROLINA1 PM
CLEVELAND AT CINCINNATI1 PM
INDIANAPOLIS AT JACKSONVILLE1 PM
ST. LOUIS AT MINNESOTA12 PM
OAKLAND AT NEW YORK JETS1 PM
CHICAGO AT PITTSBURGH1 PM
HOUSTON AT TENNESSEE12 PM
WASHINGTON AT ARIZONA2:05 PM
NEW YORK GIANTS AT PHILADELPHIA4:05 PM
SAN FRANCISCO AT SEATTLE1:05 PM
KANSAS CITY AT DALLAS3:15 PM
BALTIMORE AT DENVER2:15 PM
MIAMI AT SAN DIEGO1:15 PM
DETROIT AT GREEN BAY7:30 PM
MONDAY - DECEMBER 12	
NEW ORLEANS AT ATLANTA9 PM

WEEK 15 - FOX NATIONAL WEEKEND

SATURDAY - DECEMBER 17

TAMPA BAY AT NEW ENGLAND1:30 PM
KANSAS CITY AT NEW YORK GIANTS5 PM
DENVER AT BUFFALO8:30 PM
ARIZONA AT HOUSTON12 PM
SAN DIEGO AT INDIANAPOLIS1 PM
SAN FRANCISCO AT JACKSONVILLE1 PM
NEW YORK JETS AT MIAMI1 PM
PITTSBURGH AT MINNESOTA12 PM
CAROLINA AT NEW ORLEANS12 PM
SEATTLE AT TENNESSEE12 PM
DALLAS AT WASHINGTON1 PM
CINCINNATI AT DETROIT4:05 PM
CLEVELAND AT OAKLAND1:05 PM
PHILADELPHIA AT ST. LOUIS3:15 PM
ATLANTA AT CHICAGO7:30 PM
MONDAY - DECEMBER 19	
GREEN BAY AT BALTIMORE9 PM

WEEK 16 - CBS NATIONAL WEEKEND

SATURDAY - DECEMBER 24

DALLAS AT CAROLINA1 PM
BUFFALO AT CINCINNATI1 PM
PITTSBURGH AT CLEVELAND1 PM
JACKSONVILLE AT HOUSTON12 PM
SAN DIEGO AT KANSAS CITY12 PM
TENNESSEE AT MIAMI1 PM
DETROIT AT NEW ORLEANS12 PM
SAN FRANCISCO AT ST. LOUIS12 PM
ATLANTA AT TAMPA BAY1 PM
NEW YORK GIANTS AT WASHINGTON1 PM
PHILADELPHIA AT ARIZONA2:05 PM
OAKLAND AT DENVER2:15 PM
INDIANAPOLIS AT SEATTLE1:15 PM
SUNDAY - DECEMBER 25	
CHICAGO AT GREEN BAY4 PM
MINNESOTA AT BALTIMORE8:30 PM
MONDAY - DECEMBER 26	
NEW ENGLAND AT NEW YORK JETS9 PM

WEEK 17 - FOX NATIONAL WEEKEND

SATURDAY - DECEMBER 31

DENVER AT SAN DIEGO1:30 PM
NEW YORK GIANTS AT OAKLAND5 PM
SUNDAY - JANUARY 1	
CAROLINA AT ATLANTA1 PM
BALTIMORE AT CLEVELAND1 PM
ARIZONA AT INDIANAPOLIS1 PM
CINCINNATI AT KANSAS CITY12 PM
CHICAGO AT MINNESOTA12 PM
MIAMI AT NEW ENGLAND1 PM
BUFFALO AT NEW YORK JETS1 PM
DETROIT AT PITTSBURGH1 PM
NEW ORLEANS AT TAMPA BAY1 PM
TENNESSEE AT JACKSONVILLE4:05 PM
HOUSTON AT SAN FRANCISCO1:05 PM
SEATTLE AT GREEN BAY3:15 PM
WASHINGTON AT PHILADELPHIA4:15 PM
ST. LOUIS AT DALLAS7:30 PM

2006 POSTSEASON

SATURDAY, JANUARY 7 - ABC

AFC AND NFC WILD CARD PLAYOFFS

SUNDAY, JANUARY 8 - CBS & FOX

AFC AND NFC WILD CARD PLAYOFFS

SATURDAY, JANUARY 14 - CBS & FOX

DIVISIONAL PLAYOFFS

SUNDAY, JANUARY 15 - CBS & FOX

DIVISIONAL PLAYOFFS

SUNDAY, JANUARY 22 - CBS & FOX

CHAMPIONSHIP GAMES

SUNDAY, FEBRUARY 5 - ABC

SUPER BOWL XL

AT FORD FIELD

DETROIT, MI

SUNDAY, FEBRUARY 12 - ESPN

AFC-NFC PRO BOWL

ALOHA STADIUM AT HONOLULU, HI



***NFLPA Ranks
M&T Bank Stadium
Among the Best
Fields in the NFL***

SPORTEXE® IS THE LEADING MANUFACTURER OF
HIGH-PERFORMANCE SYNTHETIC TURF SYSTEMS.

WWW.SPORTEXE.COM



*We would like to
congratulate the Ravens
on their 10th Anniversary
and wish them a Safe and Speedy flight
to Number One.*

SPORTEXE[®]
BRINGING QUALITY TO THE SURFACE

INDEX

10th Anniversary Highlights	56	Demps, Will	77
10th Anniversary Staff	55	Did You Know?	
A-B		2nd-Round Success	83
Abbreviations Chart	207	500-Yards vs. 1 Team Ja. Lewis	111
Abney, Derek	63	2004 Rushing Avg. Allowed	89
AFC 3-and-Outs	41	Dale Carter - Deion Standers TDs	72
Alexander, Chad	44	Mark Clayton - Dan Cody	224
All Community Team Foundation	61	Kelly Gregg	92
All-Pro Ravens, 2004	252	Terry Jones	106
All-Time Coaches	27	M&T Bank Stadium	51
All-Time Rankings, Ravens	301, 304	McAlister, Chris	136
All-Time Won/Loss Results	297	Pro Bowlers	180
Anderson, Derek	229	Most Pro Bowl Selections	233
Attendance, All-Time	295	Rookie Free Agent Success	241
Awards Review, 2004	283	Super Bowl Win, Baltimore	238
Baltimore Pro Football Records	392	Terrell Suggs	197
Band, Marching Ravens	398	Top 3 Teams, Rushing	33
Biggest Days, Ravens	306	Top 5 Ravens Interceptors	157
Billick, Brian	13	Winning Percentage	237
Billick in NFL	16	Dinkins, Darnell	80
Bisciotti, Steve	4	Douglas, Joe	44
Quotes, From or About Steve	6	Draft Choices	223
Boller, Kyle	64	All-Time	296
Brigance, O.J.	40	Colleges	297
Brooks, Clarence	23	No. 1 Picks	10, 46
Brown, Jason	227	Regional Picks	43
Brown, Orlando	68	Success Chart	46, 142
Byrne, Kevin	48	E-G	
C-D		Ed Block Courage Award	70
Career Leaders	355	Edwards, Dwan	82
All-Time Scoring	355	Extra Effort Award	28
Combined Yardage	357	Fassel, Jim	18
INT Leaders	356	Fassel, John	24
Kickoff Returns	357	First Downs, All-Time	302
Receivers by Reception	356	Firsts, M&T Bank Stadium	67
Receivers by Yardage	356	Firsts, Ravens Franchise	87
Passers by Yardage	358	Fisch, Jedd	24
Punt Returns	357	FitzGerald, Jeff	25
Punting	357	Flynn, Mike	84
Top 10 Rushing by Yards	356	Foerster, Chris	26
Carter, Dale	71	Franklin, Aubrayo	86
Cass, Dick	8	Free Agents	232
Charity Boards	40	Friday, Jeff	28
Cheerleaders	398	Game-by-Game Summaries, 2004	267
City of Champions	6	Goering, Jeff	51
Clayton, Mark	223	Green, Justin	228
Coaches, All-Time	27	Green, Roderick	88
Cody, Dan	225	Gregg, Kelly	90
Combined Yards Rushing, All-Time	113	H-J	
Comebacks	42	Harman, Wade	29
Community	58	Heap, Todd	93
Darling, Devard	76	Honor Roll, 2004	252
DeCosta, Eric	41	Hortiz, Joe	45
Defensive Players of the Year, Ravens	160	How the Ravens Were Built	259
Defensive TDs, All-Time	304	Hymes, Randy	97

INDEX

Important NFL Dates	405	Mulitalo, Edwin	140
In The Community	58	N-P	
Individual Records	359	Nelson, Jim	143
Combined Kickoff Returns	364	Neuheisel, Rick	31
Combined Net Yards Gained	365	Newsome, Ozzie	9
Fumbles	365	Quotes: Wiz-dom of Oz on Drafts	12
Interceptions	363	Newsome, Vincent	43
Kickoff Returns	364	NFL Rankings, 2004	283
Passing	361	NFL Schedule/Postseason Dates	409
Punt Returns	364	NFL Standings, 2004	284
Punting	363	Off./Def., All-Time Rankings	301, 304
Receiving	362	Ogden, Jonathan	146
Rushing	360	Ogden, Marques	150
Sacks	366	Opponents Best Games	390
Scoring	359	Interceptions	391
Service	359	Kickoff Returns	391
Tackles	366	Passing	390
Interceptions/Turnovers	215	Punt Returns	391
Jeremiah, Daniel	45	Punting	391
Johnson, Jarret	99	Receiving	391
Johnson, Patrick	101	Rushing	390
Jones, Terry	104	Sacks	391
K-M		Scoring	390
Kemoatu, Maake	107	Overtime Games	300
Kokinis, George	42	Pashos, Tony	151
Largest Crowds	308	Pettine, Mike	32
Last Time	305	Player Foundations	61
Lewis, Jamal	110	Player Participation, 2004	258
Lewis, Ray	116	Playoff Winning Percentage	155
Quotes on Ray Lewis	118	Polley, Tommy	153
Lineman of the Year	109	Postseason Individual Records	379
Longest Plays	307	Combined Net Yards Gained	383
Losses	367	Fumbles	382
Lynn, Johnnie	30	Interceptions	381
M&T Bank Stadium	395	Kickoff Returns	382
Amenities	396	Passing	380
Events	395	Punt Returns	382
Facts	395	Punting	381
History	400	Receiving	381
PSL Walls	397	Rushing	380
SMARTVISION	396	Sacks	383
Tailgating	397	Scoring	379
Tickets	1	Service	379
Unitas Plaza	397	Tackles	383
Maese, Joe	125	Postseason Results	299
Mannion, Dennis	49	Postseason NFL Schedule, 2006	411
Mascots	398	Postseason Team Records	384
Mason, Derrick	126	First Downs	385
McAlister, Chris	132	Fumbles	388
Milestones and Records, 2004	266	Interceptions	389
Milestones, 2005	317	Kickoff Returns	387
Modell, Art	7	Net Yards	385
Moore, Clarence	137	Passing	386
Moriarty, Pat	39	Penalties	389
Mughelli, Ovie	139	Punt Returns	387

INDEX

Punting	387
Rushing	386
Scoring	384
Turnovers	388
Wins/Losses	384
Preseason NFL Schedule, 2004	403
Preseason Results	298
Preseason TV	399
Prime Time Ravens	295
Pro Bowl, AFC's Finest	149
Pro Bowl Ravens, All-Time	309
Pro Bowl Ravens, 2004	252
Pronunciation Guide	83
Q-R	
Radio/TV Programming	48
Rankings, Ravens All-Time	301, 304
Ravens History	285
Ravens Radio Network	404
Ravens vs. NFL	318
RAVE-TV	399
Recap of Pro Football in Baltimore	286
Reed, Ed	156
Reed's Returns	314
Regular Season NFL Schedule, 2005	407
Regular Season Results	298
Results, All-Time	297
Ricard, Alan	161
Ricci, Paul	33
Rimpf, Brian	164
Ring of Honor	22, 309
Rolle, Samari	165
Rookie Free Agent Starts (Chart)	243
Rookie Free Agent Success	241
Roster, All-Time	293
Rosters, 2005	248
Rushers, Single-Season Leaders	112
Rushing, Ground Game Chart	182
Ryan, Rex	20
S	
Sams, B.J.	169
Sanders, Deion	171
Primetime	177
Schedule of Facts, 2005	1
Scott, Bart	178
Special Teamer	180
Season in Review, 2004	266
Shaw, David	34
Shutouts	323
Simon, Matt	35
Smith, Mike	231
Smith, Musa	181
Smith, Trent	184
Staff Directory	3
Staff Photos	52
Starting Lineup, 2004	252

Statistics, Cumulative 1996-2003	324
Statistics, Game-by-Game, 2004	256, 260
Statistics, Preseason, 2004	254
Statistics, Regular Season, 2004	251
Stover, Matt	185
Automatic Leg - PATs	194
Highest FG Percentage	192
Most Career Pts, NFL History	190
Suggs, Terrell	195
Super Bowl XXXV	285
T-U	
Taylor, Chester	198
Team Leaders, 2004	38
Team Records	367
First Downs	369
Fumbles	376
Interceptions	378
Kickoff Returns	375
Losses	367
Net Yards	370
Passing	372
Penalties	377
Punt Returns	374
Punting	374
Rushing	371
Scoring	367
Turnovers	376
Victories	367
Terry, Adam	226
Tessendorf, Bill	50
Thomas, Adalio	201
Thompson, Bennie	36
Thurman, Dennis	37
Trades, All-Time	309
Training Camp	1, 402
Training Facility	1, 19
Transactions	310
Turnovers Chart	205
Turnovers, Tops in	205
Unsung Hero Award	150
V-Z	
Veteran Players	63
Victories	367
Vincent, Keydrick	206
Vital, Lionel	46
Washburn, Jeremiah	47
Weaver, Anthony	208
Weidl, Andy	47
Wilcox, Daniel	211
Williams, Chad	213
Winning Percentages, NFL	155
Won/Loss Results	297
Wright, Anthony	216
Zastudil, Dave	220
Zauner, Gary	21



**HEAR
EVERY
HIT!**



RAVENS RADIO

102.7

JACK fm
playing what we want

BALTIMORE'S

ESPN

RADIO 1300 AM

Flagship Stations of the Baltimore Ravens Radio Network
www.ravensradio.com

The Ravens Want Your Autograph.



The Official Baltimore Ravens Checking Package, only at M&T Bank.

Here's a way to let everyone know that you're a Baltimore Ravens fan. Right now when you open any M&T Bank checking account, including M&T Totally Free Checking, you can order specially designed Ravens Checks and a Ravens Check Card. So show your team spirit – rush to any M&T Bank branch and ask how to get your Official Baltimore Ravens Checking Package. You can also call the M&T Telephone Banking Center at 1-800-724-3222 or visit www.mandtbank.com.

 **M&T Bank**
Understanding what's important.®