

BUFFALO BILLS

1990 AFC CHAMPIONS



1991 Media Guide



BUFFALO BILLS 1991 FOOTBALL SCHEDULE

PRESEASON

DATE	TEAM	TIME	TV	1990 RECORD	SERIES RECORD (Preseason)
July 28	Philadelphia (London)	1:00	NBC	10-6	2-4
August 5	at Giants	8:00	ABC	13-3	1-2
August 10	DETROIT	6:30	-	6-10	6-10-1
August 17	Green Bay (Madison, WI)	1:00	CBS	6-10	2-7
August 24	at Chicago	9:00	CBS	11-5	0-8-1

REGULAR SEASON

DATE	TEAM	TIME	TV	1990 RECORD	SERIES RECORD
Sept. 1	MIAMI	4:00	NBC	12-4	15-35-1
Sept. 8	PITTSBURGH	1:00	NBC	9-7	5-6
Sept. 15	at New York Jets	4:00	NBC	6-10	33-28
Sept. 22	at Tampa Bay	4:00	NBC	6-10	1-4
Sept. 29	CHICAGO	1:00	CBS	11-5	1-3
Oct. 7	at Kansas City	9:00	ABC	11-5	15-12-1
Oct. 13	INDIANAPOLIS	1:00	NBC	7-9	21-19-1
Oct. 21	CINCINNATI	9:00	ABC	9-7	6-11
Oct. 27	OPEN DATE				
Nov. 3	NEW ENGLAND	1:00	NBC	1-15	28-33-1
Nov. 10	Green Bay at Milw.	1:00	NBC	6-10	3-1
Nov. 18	at Miami	9:00	ABC	12-4	-
Nov. 24	at New England	1:00	NBC	1-15	-
Dec. 1	NEW YORK JETS	1:00	NBC	6-10	-
Dec. 8	at Los Angeles Raiders	4:00	NBC	12-4	14-13
Dec. 15	at Indianapolis	8:00	ESPN	7-9	-
Dec. 22	DETROIT	1:00	CBS	6-10	1-1-1

(all times listed are Eastern)

1991-92 POSTSEASON SCHEDULE

December 28-29	AFC and NFC First-Round Playoff Games
January 4-5	AFC and NFC Second-Round Playoff Games
January 12	AFC and NFC Championship Games
January 26	Super Bowl XXVI at HHH Metrodome in Minneapolis, MN
February 2	AFC-NFC Pro Bowl

TICKET INFORMATION

Buffalo Bills Ticket Office
One Bills Drive • Orchard Park, NY 14127
(716) 649-0015

HOURS

Off-season hours: 9 a.m.-5 p.m., Monday-Friday
In-season hours: 8 a.m.-6 p.m., Monday-Thursday,
8 a.m.-7 p.m., Friday • 9 a.m.-5 p.m., Saturday

PRICES

Season Ticket Prices (9 games)-Club Level	\$297.00
Sideline, Corner and Club Level End Zone	\$225.00
Lower Level End Zone	\$162.00
Individual Game Ticket Prices-Club Level.....	\$35.00
Sidelines, Corner and Club Level End Zone.....	\$28.00
Lower Level End Zone	\$20.00



More publications available at:

www.retroseasons.com/library/



INDEX

1990 Bills Reg. Sea. Stats.....	110-113	Former USFL Players.....	102
1990 Bills Playoff Stats.....	114-116	Home/Away Record Totals.....	112
1990 Game Summaries.....	118-129	How The Bills Are Being Built.....	93
1990 Honors by Bills.....	117	Largest Margins of Victory.....	139
All-Time Coaches Roster.....	189	Media Information.....	1
All-Time Draft.....	194-198	Major Trades.....	198
All-Time Reg. Sea. Results.....	130-138	National Awards Winners.....	145
All-Time Roster.....	190-193	NFL Competition Committee.....	7
Attendance Data.....	159	NFL Playoff System.....	145
Biggest Wins/Worst Losses at Rich.....	109	Opponents Information for 1991.....	104-109
Bills Career Leaders.....	181-182	Overtime Games.....	131
Bills Coaching Fellowship.....	200	Plan B Results.....	116
Bills Firsts.....	158	Playoff Game Summaries.....	146-158
Bills Foundation.....	7	30-Plus Club.....	5
Bills General Managers.....	7	Preseason Record vs. Opponents.....	143
Bills Greatest Comebacks.....	89	Preseason Results.....	143-144
Bills Head Coaches Records.....	13	Pronunciations.....	98
Bills in the Postseason Play.....	146	Radio Network.....	180
Bills All-Rookie Selections.....	178	Records:	
Biographies:		Individual Playoff Records.....	176-178
Additional Free Agents.....	101-102	Individual Records.....	165-171
Administration.....	8-11	Team Records.....	160-164
Assistant Coaches.....	14-19	Team Playoff Records.....	172-175
Draftees.....	94-100	Opponents Records vs. Bills.....	179-180
Equipment/Medical.....	21	Roster for 1991.....	90-92
Marv Levy.....	12-13	Running Wild.....	138
Bill Polian.....	6-7	Sack Leaders.....	188
Player Personnel.....	23-25	Series Scores With Opponents.....	139-142
Trainers.....	20	O.J. Simpson.....	171
Veteran Players.....	26-89	Stadium Biggest Wins/Worst Losses.....	161
Ralph Wilson.....	45	Stadium Facts.....	103
World League Signees.....	102	Staff Photos.....	19, 22
Chronology.....	199-200	Super Bowl XXVI.....	175
1991 Key Dates.....	3	Ticket Information.....	Inside Cover
Did You Know?.....	41, 58, 65, 75, 100, 136	Top 10 Active NFL Coaches Records.....	13
Directory.....	2	Top 10 Home/Road Attendance.....	159
Distinguished Service Award.....	142	Training Camp Sites.....	104
Driving Directions to Rich Stadium.....	103	Wall of Fame.....	3
Equalization/Expansion Drafts.....	94	Warmest/Coldest Games.....	164
Evolution of Bills' Helmet.....	21	Year-by-Year Leaders.....	184-188
The Foolish Club.....	5	Year-by-Year Offense/Defense.....	183

MEDIA INFORMATION

The 1991 Buffalo Bills media guide has been prepared to assist all members of the media in their coverage of the team. Should further assistance be required, please contact Scott Berchtold or Denny Lynch in the Bills' office or at home.

CREDENTIAL REQUESTS: Credential requests should be made in writing no later than Wednesday preceding any home game.

MEDIA REQUESTS: Requests for photos, interviews and general information about the Buffalo Bills should be directed to the Bills' Public Relations Department.

REGULAR SEASON PRACTICE: Daily practices are held at the Bills' facility, located at the north end of Rich Stadium and are closed to the media during the regular season. Bills' head coach Marv Levy is available to the media following the afternoon practice on Monday-Wednesday-Friday.

DAY OF THE GAME: The Press Will Call window is located on the west side of the stadium near Gate 2 and opens 4 hours prior to game time. Enter through Gate 2 and walk to the blue double doors directly in front of the gate. The press box attendant will check your credential for admittance to the box. Media parking is limited and must be arranged no later than Wednesday prior to each home game.

MEDIA TELEPHONES: Media wishing to utilize telephone lines in the press box need to contact New York Telephone at (716) 851-6021 and ask for Sharon Reiter to have a line installed for the day of each home game. If instruments are needed, media members need to contact Ronco, Inc. at (716) 879-8170.

BUFFALO BILLS

One Bills Drive
Orchard Park, NY 14127
(716) 648-1800
FAX: (716) 649-6446
Press Box : (716) 648-5455

Denny Lynch

Director of Public/Community
Relations
Orchard Park, NY 14127
Night: (716) 648-0316
Home: (716) 626-5687

Scott Berchtold

Director of
Media Relations
Orchard Park, NY 14127
Night: (716) 649-1213
Home: (716) 648-2818

The 1991 Bills media guide was prepared by: Denny Lynch, Executive Editor; Scott Berchtold, Associate Editor; Bob Schranz, Assistant Editor; Contributing Editors—Mike Calanti and Cathy Spencer. Special research assistance by Mike Haim. Editors Emeritus—Chuck Burr, Jack Horrigan, Rusty Martin, Don Phinney, Dave Senko, Mike Shaw, L. Budd Thalman. The Buffalo Bills 1991 media guide is published by the Buffalo Bills Football Team, Inc. and printed by Boncraft Lithographers. The cover photo was provided by J. Rocco Photo. Copyright 1991 by the Buffalo Bills. All rights reserved.



CLUB DIRECTORY

Administrative Staff

Ralph C. Wilson, Jr., *President*
 Bill Polian, *Vice President/General Manager*
 Linda Bogdan, *Corporate Vice President*
 Jeffrey C. Liltmann, *Treasurer*
 Bob Ferguson, *Asst. G.M./Dir. of Pro Personnel*
 Bill Munson, *Asst. G.M./Business Operations*
 Ed Stillwell, *Director of Administration*
 Jim Overdorf, *Business Manager*
 Christy Wilson, *Exec. Asst. to G.M.*
 Patricia Kaczor, *Secretary (G.M.)*
 Mary Tash, *Secretary (Asst. G.M.)*
 Linda Turello, *Secretary (Operations)*

Coaches

Marv Levy, *Vice President/Head Coach*
 Tom Bresnahan, *Offensive Line*
 Walt Corey, *Defensive Coordinator/Linebackers*
 Bruce DeHaven, *Special Teams*
 Chuck Dickerson, *Defensive Line*
 Rusty Jones, *Strength & Conditioning*
 Don Lawrence, *Offensive Quality Control/Tight Ends*
 Chuck Lester, *Defensive Quality Control/Admin.*
Asst. to Head Coach
 Ted Marchibroda, *Offensive Coordinator*
 Nick Nicolau, *Receivers*
 Elijah Pitts, *Running Backs*
 Dick Roach, *Defensive Backs*
 Nancy Hermann, *Secretary (coaching staff)*
 Nina Laur, *Secretary (head coach)*

Player Personnel

John Butler, *Director of Player Personnel*
 A.J. Smith, *Asst. Dir./Collegiate Scouting*
 Dave Gettleman, *College Scout (BLESTO)*
 Bob Ryan, *College Scout*
 Chink Sengel, *College Scout*
 Dave Smith, *College Scout*
 Bob Windish, *College Scout*
 Jacky Kosmowski, *Scouting Admin. Assistant*
 Doug Majeski, *Scouting Admin. Assistant*
 Michele Overdorf, *Scouting Admin. Assistant*
 Bob Schatz, *Scouting Admin. Assistant*

Trainers

Ed Abramowski, *Head Trainer*
 Bud Carpenter, *Asst. Trainer*

Equipment

Dave Hojnowski, *Equipment Manager*
 Randy Ribbeck, *Assistant*

Video

Henry Kunttu, *Video Director*
 Dennis Cianfrini, *Video Assistant*

Marketing/Sales

Jerry Foran, *Director of Marketing/Sales*
 Kathy Buechi, *Secretary/Assistant*
 Paul McDonnell, *Assistant*

Public Relations

Denny Lynch, *Director of Public/Community Relations*
 Scott Berchtold, *Director of Media Relations*
 Cathy Spencer, *Office Manager*

Ticket Office

June Foran, *Box Office Controller*
 Debbi Cummins, *Assistant*
 Karen Renzi, *Assistant*
 Kristin Fiegel, *Assistant*
 Amy Gornikiewicz, *Assistant*
 Sharon Hart, *Assistant*
 Chris Hauret, *Assistant*
 Don Purdy, *Assistant*

Operations

Steve Champlin, *Dir. of Stadium Operations*
 George Koch, *Manager of Engineering*
Stadium Operations Staff: Tom Christen, Art Hauret,
 Paul Kofink, Kevin Rader, Denise Stanley, Kim Ziocardi
 Debbie Gang, *Receptionist*
 Colleen McCarville, *Receptionist*
 Tim Maloney, *Entertainment Director*
 Joe Niland, *Transportation*

Medical Staff

Dr. Richard Weiss, *Team Physician*
 Dr. Joseph Armenia, *Associate Team Physician*

Club Information

Stadium.....Rich Stadium (80,290)
 Orchard Park, NY 14127
 Playing Surface.....Astro Turf
 Team Colors.....Royal Blue, Scarlet Red
 and White
 Radio.....WGRAM (550)
 TV.....Regular Season (WGRZ2,
 WIVB-4, WKBW-7, ESPN)
 Preseason (ABC, CBS, NBC)



BUFFALO BILLS WALL OF FAME

The Buffalo Bills' Wall of Fame was inaugurated in 1980 to honor former players and administrators who have played significant roles in Bills history. Four former players have been inducted into the Wall of Fame. Running back O.J. Simpson (1969-77) was honored in 1980, quarterback Jack Kemp (1962-69) was inducted in 1984, defensive tackle Tom Sestak (1962-68) was selected in 1987 and guard Billy Shaw (1961-69) was inducted in 1988.

In 1985, former vice-president Patrick J. McGroder (1962-85) became the first non-player to have his name inscribed on the Wall. Bills' president and owner Ralph C. Wilson (1960-89) was selected for induction in 1989 as part of the club's celebration of thirty consecutive years in professional football.

To be eligible for induction into the Wall of Fame, a player must have played for the Buffalo Bills at least three years and be retired from professional football. Administrators who have contributed their services to the Bills organization for an extensive period of time are also eligible.

The Wall of Fame is on the upper deck facade of Rich Stadium on both sides of the field. Paintings of each inductee are displayed in the lobby of the club's administration building.

Thumbnail sketches of each Wall of Fame inductee are listed below:

Jack Kemp - quarterback, 1962-69...jersey number 15...born July 13, 1935...graduated from Occidental College (1957)...inducted November 18, 1984...full name: John French Kemp...current occupation: Secretary of Housing and Urban Development in President George Bush's administrative cabinet.

Patrick J. McGroder - vice-president, 1962-85...born March 17, 1904...attended Canisus and Chattanooga Colleges...successful business executive and Buffalo Parks Commissioner...was instrumental in bringing pro football back to Buffalo in 1960...inducted on September 29, 1985...full name: Patrick John McGroder...passed away February, 1986.

Tom Sestak - defensive tackle...jersey number 70...born March 9, 1936...graduated from McNeese State (1962)...inducted November 8, 1987...full name: Thomas Joseph Sestak...died March, 1986.

Billy Shaw - guard...jersey number 66...born December 15, 1938...graduated from Georgia Tech (1961)...inducted September 11, 1988...full name: William Lewis Shaw...resides in Toccoa, Ga...president and chief operating officer of Shaw Concrete Products in that city.

O.J. Simpson - running back...jersey number 32...born July 9, 1947...graduated from USC (1969)...inducted September 14, 1980...full name: Orenthal James Simpson...inducted into Pro Football Hall of Fame in 1985, only Bills' player to receive that honor to date...resides in Los Angeles, Ca...actor, television sportscaster and businessman in L.A. area.

Ralph C. Wilson, Jr. - president...founder of franchise and only president in the 30-year history of the club...second club administrator to be honored with induction...inducted September 18, 1989.

1991 KEY DATES

July 14	Training Camp Opens
July 28	American Bowl (London) vs. Philadelphia
August 15	Training Camp Closes
August 20	Roster Cutdown to 60 Players
August 26	Roster Cutdown to 47 Players
September 1	Regular Season Opens vs. Miami
December 28-29	AFC and NFC First-Round Playoff Games
January 4-5	AFC and NFC Second-Round Playoff Games
January 12	AFC and NFC Championship Games
January 26	Super Bowl XXVI at Minneapolis, MN
February 2	AFC/NFC Pro Bowl



Ralph C. Wilson, Jr.

President

32nd Year with Bills

Born October 17, 1918



It's been over 32 years since Ralph Wilson became involved in professional football ownership. As the only owner of the Buffalo Bills, he has seen his club grow from its early days as a member of the fledgling American Football League to its present association with the National Football League.

During his tenure as owner of the Bills, he has watched two of his clubs win American Football League championships (1964-65) and seen his most recent team win the American Football Conference title in 1990 on its way to Super Bowl XXV.

Two other squads have just narrowly missed winning a chance to participate in two Super Bowls (1966 and 1988) when Buffalo fell in the AFL (AFC) title game.

Wilson has watched one of his players, O.J. Simpson, become the dominant player of the 1970's and move into the Pro Football Hall of Fame. Another of his former players, quarterback Jack Kemp, won a landslide election to the U.S. House of Representatives and later become a presidential cabinet member in 1989 (Secretary of Housing and Urban Development).

For Ralph Wilson, football has been important since he was a young man and accompanied his father to University of Detroit and Detroit Lion games. "I was an avid fan in the early part of my teens," Wilson recalls. "I could see the interest developing in professional football in the days of Leon Hart, Bobby Layne and Doak Walker. We could see how popular the sport was becoming."

His enthusiasm for professional football led him to purchase a minority share in the NFL Detroit Lions and later join ranks with Lamar Hunt and other members of "The Foolish Club" in an ambitious, but risky venture known as the American Football League.

In the beginning there was considerable skepticism regarding the AFL by the established members of the NFL and the news media, but "The Foolish Club"(the name given to the original eight owners of AFL franchises) persevered and finally negotiated a merger with the older National Football League.

Recalling his early days in the AFL, Wilson says he "never thought about throwing in the towel, never considered selling the team. Of course, in the first three years we lost money. There were times when I reminded myself that I used to pay five dollars for a ticket to the Lions' games and I enjoyed myself and had no headaches. I would ask myself what I was doing here."

It was Wilson and the late Carroll Rosenbloom, then owner of the Baltimore Colts, who had the first tentative talks in January, 1965, that eventually led to the AFL-NFL merger. A former president of the AFL, Wilson served as a member of the Expansion Committee and the AFL-NFL Negotiations Committee.

He was also prominent in the negotiations which resulted in a 1977 agreement between the NFL Management Council and the NFL Players Association. In the past he has also served on the



PRESIDENT

WILSON (con't)

NFL Pension Committee and its Labor Committee. The Bills' owner is currently a member of several important league committees, including NFL Charities and the Super Bowl site selection committee.

As an active supporter of community affairs, Ralph is responsible for the Bills' strong relationship with United Way, Roswell Park Cancer Institute and Children's Hospital. He is the founder of the Buffalo Bills Foundation (1987) and helped organize the Bills' Alumni Association and the Monday Quarterback Club.

COLLEGE/PERSONAL: Born in Columbus, Ohio, Ralph Wilson moved to Detroit with his family when he was a youngster. He earned his undergraduate degree from the University of Virginia and later attended the University of Michigan Law School.

He enlisted in the Navy during World War II, earning his commission within a year and serving aboard minesweepers in both the Atlantic and Pacific theatres.

Among his many business pursuits, Wilson is Chairman of Ralph C. Wilson Industries, Inc. (headquarters in Detroit), which includes manufacturing, television and radio stations, construction, insurance and contract drilling operations.

Mr. Wilson lives in Grosse Point Shores, MI. One daughter, Linda Bogdan, is the franchise's Corporate Vice President while another daughter, Christy, is an assistant to Bills' GM Bill Polian.

HOBBIES/INTERESTS: An avid tennis player and fan... has attended several world-class tournaments (French Open, U.S. Open)...enjoys numerous outdoor activities.



"THE FOOLISH CLUB"
AMERICAN FOOTBALL LEAGUE OWNERS, 1961

Seated, (left to right): K.S. "Bud" Adams Jr., Houston Oilers; Commissioner Joe Foss. *Standing, (left to right):* Bill Sullivan, Boston; Cal Kunz, Denver; Ralph Wilson, Buffalo; Lamar Hunt, Dallas; Harry Wismer, New York; Wayne Valley, Oakland; Barron Hilton, San Diego.

THIRTY-PLUS CLUB

Current NFL owners with 30 or more years of ownership: K.S. (Bud) Adams, Houston; William V. Bidwill, Phoenix; William Clay Ford, Detroit; Lamar Hunt, Kansas City; Wellington T. Mara, NY Giants; Art Modell, Cleveland; the Rooney family, Pittsburgh; Ralph C. Wilson, Jr., Buffalo.



GENERAL MANAGER

Bill Polian

**General Manager and
Vice President Administration**

13th NFL Year, 8th with Bills
Born December 8, 1942



BILLS: As the architect of the Buffalo Bills resurgence program, Bill Polian re-designed the franchise from an also-ran in 1985 to the forefront in Super Bowl XXV. Working alongside President Ralph C. Wilson, Jr. and head coach Marv Levy, Polian's eye for talent and negotiating prowess have brought a bevy of outstanding players to Buffalo of which 11 have made the Pro Bowl. In fact, of the 47 Bills at the Silver Anniversary Super Bowl last January, 45 came to the red, white and blue during Polian's tenure.

His innate ability to bring some of the finest football talent in the NFL to Buffalo led him to be named the 1989 NFL Executive-of-the-Year (The Sporting News), as chosen by his peers. He was also selected as Buffalo/Niagara Sales and Marketing Executives Man-of-the-Year and received the Buffalo Dunlop Awards Dinner Distinguished Service Award.

In 1987, the Bills made headlines in what some people believe to be the trade of the decade. Polian helped orchestrate the deal with the Colts and Rams for linebacker Cornelius Bennett in October 1987 and the trade climaxed one year of dealing by the club. When Buffalo dropped down from third to eighth in the opening round of the NFL draft, they still got linebacker Shane Conlan and a high pick in a later round. They packaged that pick with another later selection to choose cornerback Nate Odomes with the first pick of the second round. Defensive end Leon Seals was also taken in the fourth round.

One of his biggest accomplishments in 1986 was the signing of quarterback Jim Kelly in August of that year. The impact was felt immediately as ticket sales jumped and interest soared. The Bills sold out their home opener with the Jets and drew a record 79,951 fans. Overall, there were three sellouts in 1986 and attendance jumped from an average of 37,893 to 66,476. In fact, the Bills, who have the second smallest market in the league, have led the NFL in attendance the past three seasons with 622,793 (an NFL record) in 1988, 619,714 in 1989 and 621,549 in 1990.

Polian is entering his sixth season at the helm of the club after being appointed General Manager on December 30, 1985. Besides making a number of organizational changes, he has increased the Bills' overall marketing and promotional efforts in an attempt to make the Bills' front office, in his own words, "the best in the National Football League in everything we do."

Some of the moves instituted during his four seasons included a promotional tie-in with Marine Midland Bank which vastly increased ticket outlets in Western New York and gave the club greater visibility. Much of these efforts were accomplished through his development of a marketing campaign built around the "Bills Make Me Wanna Shout" theme. He also made an effort to upgrade the club's offseason workout program, which has resulted in a greater number of players spending all or a portion of their offseason in the area. Polian helped establish the Buffalo Bills Foundation, which aids Western New York charities and has made a great effort to provide a full entertainment package for fans attending home games with improved pregame, halftime and postgame shows.

He has also been very involved in the community, making more than 400 speaking appearances in the past five years and serving as a board member of the New York State Police Foundation, the United Way of Buffalo and Erie County, Advisory Board of the Association for Research of Childhood Cancer, and D'Youville College Board of Trustees. He is also the host of the very popular "Bill Polian Show," which can be heard on the Bills flagship station, WGR-AM (550), and is a highly sought-after dinner speaker.

Polian served as the Bills' Director of Pro Personnel during the 1984-85 seasons. In that capacity, he was involved in the game scouting of future opponents, conducting contract negotiations with draft choices and free agents, coordinating tryouts for free agent prospects and handling a variety of other player personnel responsibilities.

During that time, he signed top pick defensive end Bruce Smith, the number one choice in the 1985 NFL Draft. He also went into the free agent market and signed former USFL players center Kent Hull, kicker Scott Norwood and linebacker Ray Bentley along with NFL free agent free safety Mark Kelso.



GENERAL MANAGER

POLIAN, continued

Polian has been appointed to several prominent NFL committees in the past two years. He serves on the prestigious Competition Committee and the Working Group of the NFL Management Council.

PROFESSIONAL EXPERIENCE: Before joining the Bills in August, 1984, Polian served one year as Pro Personnel Director of the Chicago Blitz in the USFL, where he worked with Marv Levy. The two worked closely together in 1976 while Levy was head coach in Montreal and Polian was a U.S. scout for the Alouettes. He later assisted Levy as a pro scout in Kansas City from 1978-82.

In addition, Polian worked as Player Personnel Director for the Winnipeg Blue Bombers (CFL) in 1983, where he helped to build their team which won two Grey Cups.

COACHING EXPERIENCE: Following college graduation, Polian accepted a coaching position at Manhattan College and spent two years there. During the next eight seasons, he worked in the college ranks at the U.S. Merchant Marine Academy and Columbia as an assistant. He also served as head baseball coach at the Merchant Marine Academy for a period in that stretch.

HOBBIES/INTERESTS: Enjoys jogging and golf...served as basketball official for many years, still volunteers to officiate local youth games.

COLLEGE/PERSONAL: William Patrick Polian is a graduate of Mt. St. Michael Academy in the Bronx and NYU...was captain of the NYU football team and a starting safety in 1965...graduated from NYU in 1966...born and raised in New York, later lived in Cornwall, NY...now lives in Hamburg, NY with his wife, Eileen and their children Lynn (3/19/68), Chris (10/7/71), Brian (12/22/74) and Dennis (11/10/76).

BILLS GENERAL MANAGERS

1960-66	Richard F. (Dick) Gallagher
1967-78	Robert T. (Bob) Lustig
1979-82	Stewart C. (Stew) Barber
1983	Patrick J. (Pat) McGroder
1984-85	Terrance (Terry) Bledsoe
1986-91	William P. (Bill) Polian

NFL COMPETITION COMMITTEE

Jim Finks, Chairman (<i>New Orleans</i>)	Don Shula (<i>Miami</i>)
Paul Brown (<i>Cincinnati</i>)	George Young (<i>Giants</i>)
Tom Flores (<i>Seattle</i>)	Jan Van Deuser, NFL Liaison
Bill Polian (<i>Buffalo</i>)	Jerry Seeman, NFL Liaison
Marty Schottenheimer (<i>Kansas City</i>)	Don Weiss, NFL Liaison

BUFFALO BILLS FOUNDATION

The Buffalo Bills Foundation was established in 1986 as a non-profit corporation to support youth-oriented charitable activities and organizations in the Western New York area. Over the past four years the Foundation has distributed more than \$140,000 to over 85 different charities.

Buffalo Bills' players and team personnel contribute their time and effort to help raise the funds which are distributed annually during the NFL season.

A large portion of the funds raised in the past three years has come from the Genesee Brewing Company of Rochester, New York. A longtime supporter of the Western New York community, Genesee Brewing has donated over \$120,000 since the inception of the program. For the 1991 season, Genesee will again contribute \$100 for each Buffalo point scored in regular season play.

The Bills Foundation distributed a total of \$64,000 to local charitable organizations last year. Since its inception, many of the Foundation's efforts have been directed toward health services, educational facilities, religious charities and youth/family athletic programs.

Since 1987, grants have been given to worthy groups in all eight Western New York counties as well as national organizations which have local affiliations in the area.

Besides the work of the Bills' Foundation, the Buffalo Bills have also assisted in major fund-raising efforts for many large charities including:

American Heart Association, Arthritis Foundation, Camp Good Days and Special Times, Childrens Hospital (Buffalo), Cystic Fibrosis, Diabetes Foundation, Easter Seals, Former NY State Troopers Helping Hands Fund, Kids Escaping Drugs Telethon, Leukemia Society, Our Lady of Victory Hospital Head Trauma Unit, Research of Children's Cancer, Roswell Park Cancer Institute, Sickle Cell Anemia, Strong Children's Medical Center (Rochester), United Way, Variety Club Telethon and the YMCA.



Linda Bogdan
Corporate Vice President
6th year with Bills



Named Corporate Vice President in March of 1991...takes on new ventures in the area of long-term planning for the Bills...will continue her responsibilities to the franchise as a valued member of the Player Personnel Department in the scouting sector...only active female NFL college scout...joined scouting department in 1986 on a part-time basis...scouts eastern collegiate games during the season and also covers bowl games, all-star games and scouting combine activities.

COLLEGE/PERSONAL: Grew up in Detroit area, graduated from The Hewitt School in 1967...matriculated at Bennett College (associate degree in 1969)...outstanding amateur tennis player...has captured several club championships at Forest Hills (NY) in both singles and doubles...daughter of Bills President Ralph C. Wilson, Jr...resides in West New York, NJ.

Bob Ferguson
*Asst. General Manager/
Director of Pro Personnel*
15th Year in NFL, 7th with Bills
Born Nov. 5, 1950



Began NFL career with the Seattle Seahawks as Director of Sales and Special Events and handled a number of duties during his tenure (1975-79)...moved into a scouting combine (Bills, Dallas, 49ers, Seahawks) as an area scout for four years (1981-83), then joined Dallas to handle performance testing (1984-85)...came to Buffalo in 1985 and has progressed through several jobs including assistant director of player personnel, assistant director of football operations/pro personnel to present position which he assumed in 1989...handles tryouts and free agent contracts along with assisting Bill Polian on rookie and veteran players' contract work.

COLLEGE/PERSONAL: Robert Louis Ferguson is a native of Federal Way, WA...earned three letters as a linebacker at the Univ. of Washington, graduated with a degree in radio-television communications (1973)...had free agent tryouts with San Diego (1973), LA Rams (1974) and Portland (WFL in 1974)...lives in Hamburg with his wife Colleen and daughters Vanessa (9/19/72), Nathalie (1/7/76) and Allison (9/15/86).

Bill Munson
*Assistant General Manager/
Business Operations*
19th year with Bills
Born Aug. 6, 1950



The veteran members of the Bills' front office...served as administrative assistant in front office (1973-77)...promoted to assistant director of marketing (1978-81), elevated to director of marketing and purchasing (1982-85) before assuming duties as business manager (1985)...named assistant general manager/business manager in 1986...elevated to current position in 1989...myriad of responsibilities include: policy decisions with expanded responsibilities in the review and approval of all financial expenditures...handles all insurance and compensation administrative duties as well as overseeing stadium operations, purchasing, concessions and outside contracts...also coordinates training camp and administers Bills Foundation.

COLLEGE/PERSONAL: William Gerald Munson, II is a native of Niagara Falls, graduated from Kenmore East H.S....four-year letterman in soccer and gymnastics at Kent (OH) State, graduated with a degree in education (1972)...went on to earn master's degree in sports management from the Univ. of Massachusetts (1973)...he was honored by the state of Ohio as a studentathlete in 1971 and was selected to



ADMINISTRATION

MUNSON, continued

the Who's Who of Students in American Universities and Colleges (1971-72 edition)...active in community affairs including service as a member of: Board of Directors of Erie Community College, American Lung Assn. President's Council, secretary of Columbus Hospital Foundation Board and executive committee of the Buffalo Bills Alumni...member of Advisory Board of the Greater Niagara Frontier Council of the Boy Scouts of America...elected to 1989-90 edition of Who's Who in the East...also participates in church and United Way activities along with extensive public speaking appearances...resides in Kenmore, NY.

Scott Berchtold

Director of Media Relations
7th year in NFL, 3rd with Bills
Born December 17, 1955



Joined Bills in March 1989 after four years as assistant director of public relations for the Green Bay Packers...began NFL career as an intern for the Cleveland Browns (1980)...was selected to stay with the club as a public relations assistant into 1981...named sports information director at University of Wisconsin-Oshkosh (1981-85)...his 1984 UW-Oshkosh baseball media guide was named "Best in the Nation" for Division III by CoSIDA...volunteer member of the NFL's Super Bowl staff five different times.

COLLEGE/PERSONAL: Scott A. Berchtold was born and raised in Decatur, IL...attended the University of Illinois (1974-76) and completed BA in speech communications at Southern Illinois (1977-78)...earned master's degree in sports administration at Ohio University (1980).

Steve Champlin

Director of Stadium Operations
6th Year with Bills
Born June 28, 1954



Supervises all stadium services and employees and coordinates all extra events at the stadium and gameday operations for football games...promoted to present position in 1988 after serving as manager of engineering/maintenance since joining the club in 1986.

COLLEGE/PERSONAL: Stephen Matthew Champlin was a standout prep hockey player at St. Joseph's Collegiate Institute in Buffalo...earned degree in engineering/management from U.S. Naval Academy (1976)...spent six year tour in the Navy (1976-82)...worked in private business for four years before joining Bills...resides in Kenmore with his wife Mary Beth and daughters Meghan (4/12/85) and Callie (4/12/88) and son, Stephen Matthew Champlin II (3/9/91).

Jerry Foran

Director of Marketing and Sales
6th Year with Bills
Born Nov. 16, 1945



One of just a handful of administrators who have worked in three different professional leagues...began sports career as a member of the Chicago Cubs staff (1972-82), first as controller and later as director of ticket services...joined Chicago Blitz (USFL) and served three years (1982-84) as business manager handling such things as team travel, ticket sales and other front office duties...current position includes supervision of ticket department, novelty sales and marketing operation...responsible for implementing award-winning "Bills Make Me Wanna Shout" marketing campaign with Marine Midland Bank and generating sales of more than 250,000 single game tickets in last five years.



JERRY FORAN, continued

COLLEGE/PERSONAL: P. Jerome Foran is a native of Manhasset, NY...earned accounting degree from St. Bonaventure (1967)...served two years as Army first lieutenant in Alaska (1967-69) before earning MBA at Fordham (1971)...worked for CPA firm in Chicago before entering baseball...met his wife June, while working with Cubs...they live in East Amherst...their son Joe, is a graduate student at Springfield (MA) College.

June Foran

Box Office Controller

5th Year with Bills

Born Jan. 2, 1942



One of the few women in sports to have worked in three different pro sports leagues...served with the Chicago Cubs as Administrative Assistant to the Chief Accounting Officer (1972-82)...moved with husband Jerry to the Chicago Blitz (1982-85)...served as accounting controller while handling all accounting and payroll duties as well as other front office responsibilities...worked in private business for two years before assuming present position in 1987...supervises entire ticket operation with four fulltime employees and seasonal workers...coordinated sales campaign which resulted in all-time NFL record of 622,793 tickets sold in 1988.

PERSONAL: June E. Foran was born and raised in the Chicago area...she has extensive background in accounting and bookkeeping in both private business and professional sports...finalist for the 1986 Founder's Citation Award for Loeb, Schlossman and Hackl architectural firm in Chicago.

Henry Kunttu

Video Director

22nd Year with Bills

Born Oct. 16, 1944



Begins seventh year as fulltime staff member after 15 years (1970-84) as an outside contractor handling all film/video work for the club...shoots all practice sessions and game action on video tape...served as video director at the 1986 Japan Bowl all-star game...besides football work, he has shot television commercials, industrial films and a highly-acclaimed 15-minute anti-substance abuse video for the New York State Police (1987)...served as an NFL Films liaison in the World League's inaugural season (1991) with Montreal.

COLLEGE/PERSONAL: Henry Johannes Kunttu was born in New York City...graduated from Paier School of Art, New Haven, CT (1966)...worked in private photography business and publishing field for more than ten years...resides in Orchard Park...he has two children: Lisa (5/21/65) who is married with two children, and Erik (1/19/69).

Denny Lynch

Director of Public and Community Relations

20th Year in NFL, 6th with Bills

Born Sept. 2, 1943



Has held a variety of positions with three NFL teams...came to Bills in August 1986 after a nine-year stint with the Cleveland Browns (1977-86)...served as assistant general manager and director of operations there...also served as assistant director of public relations for New England Patriots(1972-77)...began professional career as sports information director at Glassboro (NJ) State (1964-66) and later at St. Joseph's (PA) College (1970-72)...selected to work at the 1988 AFC-NFC Pro Bowl in Hawaii and has worked on NFL Super Bowl staff eight times...serves on NFL community relations committee...coordinates Bills' Inner City Youth Football Clinic, United Way programs and Bills Backers Assn. activities...charter member of Pro Football Researchers Assn. and founder of Football Researchers' Assn. of WNY.

*LYNCH, continued*

COLLEGE/PERSONAL: Dennis James Lynch is a native of New Jersey...earned undergraduate degree in education (1968) and did graduate work in public relations at Glassboro (NJ) State College...played football and baseball...won second team NAIA All-America honors in baseball in 1967 while an outfielder for the Glassboro State team which finished as runners-up in the NAIA World Series...inducted into the college's sports Hall of Fame in 1989...recipient of the Citizenship Medallion and Distinguished Alumnus Award from the school...served seven years in the New Jersey Army National Guard...active with several church and fraternal organizations...lives in Williamsville with his wife Diane and two children, Brian (6/3/73) and Christie (8/18/76).

Jim Overdorf***Business Manager***

6th Year with Bills

Born July 15, 1960



Handles business matters in conjunction with the corporate offices in Detroit...named to his current position in 1989 after serving as administrative assistant to the business manager for the previous year...joined club as training camp intern in 1986...worked in public relations, scouting and ticket office while gaining admission to the New York Bar Association (1988).

COLLEGE/PERSONAL: James Rowland Overdorf earned a B.A. degree in political science from Eckerd College (1982)...graduated from Drake Univ. Law School (1986)...served as a law clerk in Des Moines, IA (1985-86)...was a member of the Drake Law School rugby team...hobbies include racquetball and golf...he resides in Orchard Park with his wife, Michele.

Ed Stillwell***Director of Administration***

6th Year with Bills

Born Dec. 12, 1934



Named to present post in 1988 having joined club in 1986 as Director of Stadium Operations...supervises security operations, medical services, trainers, equipment department and catering operations...coordinates team travel and extra stadium events...liaison with local and county law enforcement agencies as well as handling security matters with NFL.

COLLEGE/PERSONAL: Edward Francis Stillwell grew up in Buffalo...he spent four years in the Marine Corps before joining the N.Y. State Police for a 20-year career...in charge of Organized Crime Task Force (WNY)...graduated from the Univ. of Buffalo in 1973...worked eight years in the private sector as VP of Sales/Marketing for two separate companies after retirement from law enforcement (1977)...resides in Williamsville with his wife Betty...they have four children: Susan, Sandra, Michael and Sara.

Christy Wilson***Executive Assistant to the General Manager***

1st year with the Bills

Born October 8, 1946



Joined the Bills staff April 1, 1991...duties include the responsibility of marketing novelties, concessions and the stadium...also in charge of specific long-term marketing plans.

COLLEGE/PERSONAL: Christy Cole Wilson was born in Detroit, MI and graduated from the Masters School in Dobbs Ferry, NY and then earned an associate degree in 1966 from Bennett College in Millbrook, NY...had a previous career as the owner of a women's specialty store, C.C. Wilson, in New York City that featured ladies apparel and accessories...moved to Buffalo in March from New York City...daughter of Bills President Ralph Wilson...enjoys skiing, tennis and biking.



HEAD COACH

Marv Levy

**Vice President for Football
Operations and Head Coach**

15th NFL Year, 6th with Bills
Born August 3, 1928



BILLS: Under the direction of Marv Levy, the Buffalo Bills reached the pinnacle of the National Football League in 1990 in their representation of the American Football Conference in the Silver Anniversary Super Bowl XXV. The Bills head coach led his squad to its third consecutive AFC East title last year en route to claiming the franchise's first AFC Championship with a dominating 51-3 victory over the Los Angeles Raiders.

In the midst of giving the team and its fans the most memorable season ever, Levy boosted his Buffalo coaching mark to 46-30-0, the best winning percentage (.605) of any coach in Bills history. Equally as impressive, Levy's teams have posted a 22-2 home record the past three seasons, ranking as the best in the NFL.

The trip to last year's Super Bowl was the next step in Buffalo's playoff progression, which started with postseason action in 1988 and continued in 1989. After winning their first four games in 1988, the Bills drove on to a 12-4 regular season record. Levy brought the excitement back to Buffalo football and the fans showed their appreciation in '88 by setting a new NFL in-stadium season attendance record of 622,793. Another record was set when the Bills clinched the AFC East title earlier in the season than any team in history, defeating the New York Jets in overtime, 9-6, in Week 12. With Buffalo gaining ever-increasing national attention, Levy kept his team poised in the first playoff game ever played at Rich Stadium and defeated the Houston Oilers, 17-10. Even though the Bills' magnificent season was stopped just short of the Super Bowl the following week at Cincinnati, Levy had established Buffalo as one of the premier clubs in the NFL. These accomplishments earned Levy and his staff the right to coach the AFC squad (which included seven players from the Bills) in the AFC-NFC Pro Bowl in Honolulu in January of '89.

Beginning his first full season with the team in 1987, the highly-organized Levy led the Bills to a 7-8 record and a position in the battle for the AFC East title up until the next-to-last week of the season. Despite missing the playoffs, Buffalo earned renewed respect in the National Football League and served notice that the Bills were back in the playoff picture.

Levy led the Bills to a pair of wins over the Miami Dolphins for the first time since 1966 and also guided the club to a 21-14 victory over the Denver Broncos, who later went on to earn a berth in Super Bowl XXII.

Marv Levy enters his fifth full season as head coach of the Buffalo Bills and his sixth with the club. He took over with seven games remaining in 1986 and is serving as the 10th head coach in the 32-year history of the Bills.

Although Levy's 1986 club finished with a 2-5 record over the final seven games, the seeds of success were planted and the team improved in many areas, including the defense against the run, special teams play, and the all-important confidence factor. The Bills were competitive in all seven games with the greatest margin of defeat being only 10 points.

PROFESSIONAL HEAD COACHING EXPERIENCE: When he was chosen to direct Buffalo's football fortunes on 11/3/86, Levy was serving as the Director of Football Operations for the Montreal Alouettes of the Canadian Football League. He brought a total of more than 30 years in the coaching profession to the Buffalo post.

When he joined the Bills in 1986, Levy was quite familiar with the club, having served as part of the Bills' preseason television crew for several years.

He served as the color commentator (1983-86) and also did some work with NBC, ESPN and the University of California's football radio team (1985-86).

Levy coached for one season (1984) in the United States Football League with the Chicago Blitz, taking over a team that had changed considerably from its previous season. The team's ownership had changed, and all but four players from the previous season remained when he took over. Despite all these problems, the Blitz was a competitive club and posted a 5-13 record before the team's demise due to financial problems in 1985.

Before his venture into the USFL, Levy was an NFL head coach with the Kansas City Chiefs (1977-82). When he joined the Chiefs, the former Super Bowl champions were coming off a disastrous 2-12 season. But with Levy at the helm, improvement started immediately. In his first season, the Chiefs improved to 4-12 and continued to get better each year. His 1979 club was 7-9 and the following season,



HEAD COACH

LEVY, *continued*

Levy's squad was 8-8. Only a late San Diego field goal in the final 13 seconds of a game in 1981 kept the Chiefs from winning the AFC West title and advancing to the playoffs. Levy departed Kansas City after the strike-shortened 1982 season to start working in broadcasting and did so for nearly two years.

The Canadian Football League also benefited from Levy's expertise when he became head coach of the Montreal Alouettes (1973-1977). In his five seasons in the CFL, Levy led the Alouettes to a 50-34-4 record and his teams were playoff contenders in all five seasons. In his second year, Montreal captured the CFL Grey Cup title with a 20-7 win over Edmonton in Vancouver. Three years later, the Alouettes repeated the trick, turning back Edmonton once again, 41-6, at Montreal's Olympic Stadium.

PROFESSIONAL ASSISTANT COACHING EXPERIENCE: Levy began his pro coaching career as kicking teams coach of the Philadelphia Eagles under Jerry Williams in 1969. He joined Coach George Allen's staff as special teams coach for the Los Angeles Rams in 1970 and followed him to the Washington Redskins as his special teams coach (1971-72) and was instrumental in Washington's advance to Super Bowl VII, where they fell to Miami, 14-7.

COLLEGE COACHING EXPERIENCE: Success was synonymous with Levy when he served as head coach at The College of William and Mary (1964-68). He was twice named the Southern Conference Coach-of-the-Year while coaching the Tribe (1964-65) and led William and Mary to what the NCAA later called one of the 10 greatest upsets in college history, a 27-16 victory over Navy (1967).

Earlier, Levy was head coach at the University of California (1960-63) where his quarterback was former Dallas Cowboy star Craig Morton. Before his tenure there, Levy was head coach at the University of New Mexico (1958-59) where he earned the Skyline Conference Coach-of-the-Year honors in both of his years at the school. He joined the New Mexico staff as an aide to Dick Clausen (1956).

Levy got his start in the coaching profession on the prep level as head coach at St. Louis Country Day School (1951-52). In just two seasons, he compiled a 13-0-1 record. He entered college coaching in 1953 as an assistant at Coe College (Cedar Rapids, IA) and stayed at his alma mater for three seasons (1953-55).

COLLEGE/PERSONAL: Marvin Daniel Levy was a standout running back in football and a sprinter on the track team at Coe College, and was a Phi Beta Kappa graduate from the institution (1950). He earned a master's degree in English History from Harvard University (1951). As a native of Chicago, he graduated from Chicago's South Shore High School (1946) and lives in Orchard Park, NY.

HOBBIES/INTERESTS: Levy enjoys physical fitness and jogging and reads English literature and historical novels. He has been an avid Chicago Cubs fan since childhood and is also a boxing fan, particularly the career of Joe Louis. In his free time, Levy serves as a volunteer spokesman for Literacy Volunteers and United Way Services and visits hospitalized veterans several times a year.

TOP 10 ACTIVE NFL COACHES' CAREER RECORDS

Start of the 1991 Season

COACH	TEAM(S)	YRS	Regular Season				Post Season				Career			
			W	L	T	PCT	W	L	T	PCT	W	L	T	PCT
Don Shula	Balt, Miami	28	281	123	6	.696	16	14	0	.533	297	137	6	.684
Joe Gibbs	Washington	10	101	51	0	.665	12	4	0	.750	113	55	0	.673
Mike Ditka	Chicago	9	90	46	0	.662	6	5	0	.546	96	51	0	.653
Bill Parcells	NY Giants	8	77	49	1	.611	8	3	0	.727	85	52	1	.620
Chuck Knox	Rams, Buff., Seattle	18	164	104	1	.612	7	11	0	.389	171	116	1	.596
Marty Schottenheimer	Cleve., K.C.	7	63	39	1	.618	2	5	0	.286	65	44	1	.596
Dan Reeves	Denver	10	90	61	1	.596	6	5	0	.545	96	66	1	.593
Chuck Noll	Pittsburgh	22	186	139	1	.572	16	8	0	.666	202	14	1	.579
John Robinson	LA Rams	8	72	55	0	.567	4	6	0	.400	76	61	0	.555
Marv Levy	K.C., Buffalo	10	74	69	0	.518	3	3	0	.500	77	72	0	.517

HEAD COACHES RECORDS

YEAR(S)	COACH	W-L-T	PCT.
1986-1990	Marv Levy	46-30-0	.605
1962-1965, 1972-1976	Lou Saban	70-47-4	.600
1978-1982	Chuck Knox	38-38-0	.500
1966-1968	Joe Collier	13-17-1	.430
1960-1961	Buster Ramsey	11-16-1	.410
1983-1985	Kay Stephenson	10-26-0	.278
1969-1970	John Rauch	7-20-1	.260
1976-1977	Jim Ringo	3-20-0	.130
1985-1986	Hank Bullough	4-17-0	.130
1968, 1971	Harvey Johnson	2-23-1	.080



ASSISTANT COACHES

Walt Corey

Defensive Coordinator-Linebackers

21st year in NFL, 5th with Bills

Born May 9, 1938



The architect of the Bills' defense which consistently ranks near the top of the AFC each season...his defense was ranked the best in the AFC in '88...credited with orchestrating a complete turnaround for defense which ranked 24th in the NFL in '86...joined Buffalo staff in January, '87 after a highly-successful tenure as defensive coordinator and LB coach at Kansas City (1978-86)...had been a member of the Chiefs' staff for 13 of the first 16 years in professional coaching...first served on Hank Stram's staff (1971-74) working with LB's and special teams before moving to Cleveland (1975-77)...returned to Kansas City as an assistant to Marv Levy (1978)...coached the DL and secondary under Levy and then was the first assistant hired by John Mackovic when he took over the Chiefs in '82...coached the DL (1982-85) before taking over as LB coach and defensive coordinator (1986)...that year Chiefs' defense ranked 2nd in total defense (AFC) and tied for the NFL lead in takeaways with 49 (including 31 INTs)...unit jumped from 21st to 8th in total defense (NFL) in just one season...started coaching at Utah State (1967-70)...left there to work 2 years at the University of Miami (1970-71)...is one of only 2 current NFL coaches to have played in Super Bowl I (the other is the Bills' Elijah Pitts).

PERSONAL: Walter M. Corey is a native of Latrobe, PA...played in the AFL as a LB (1960-66)...won a berth as a FA with the Dallas Texans in '60 and played with the Texans and Chiefs for 7 seasons...was a member of the Kansas City club that defeated Buffalo for the AFL Championship and went on to play in Super Bowl I against the Green Bay Packers...he and his wife, Jane, live in West Seneca...they have two children, Carla (7/29/67) and Mark (8/18/68).

Ted Marchibroda

Offensive Coordinator

30th Year in NFL, 5th with Bills

Born March 15, 1931



Was responsible for implementing the "no-huddle" offense, which became the Bills trademark during the 1990 Super Bowl season...became the Bills offensive coordinator in 1989...joined the Buffalo staff in January, '87 as QB coach...considered to be one of the best passing game theorists in the NFL...served as the offensive coordinator and QB coach of the Philadelphia Eagles (1984-1985)...before joining the Philadelphia staff under Marion Campbell, was the offensive coordinator with the Detroit Lions (1982-1983)...was offensive coordinator and coached the QBs for the Chicago Bears (1981)...enjoyed 5 successful years as head coach of the Baltimore Colts (1975-79)...led the club to a 41-36 record during his tenure there...during one stretch, had a record of 29 wins, 4 losses...in his first year at Baltimore, led the Colts to a 10-4 record and an AFC East title after the team was 2-12 the previous year...the 1975 turnaround was the greatest in NFL history and his '75 squad was the first NFL team to ever go from last to first in a division...named NFL Coach-of-the-Year the same year...captured 3 consecutive AFC East titles (1975-77)...his '76 squad led the NFL in total offense, passing, and scoring...worked for 14 years as an assistant coach in the NFL before going to Baltimore...began his pro coaching career as an assistant for the Washington Redskins (1961-65)...moved to the Los Angeles Rams and worked as an assistant with George Allen for 5 years (1966-1970)...accompanied Allen to Washington and served as offensive coordinator (1971-74)...earned a trip to Super Bowl VII with the Redskins in '73...worked with Bills' coach Marv Levy in Los Angeles in '70 and 2 seasons in Washington.

COLLEGE/PERSONAL: Theodore Joseph Marchibroda was a college star at St. Bonaventure (1950-51) before the school dropped their football program...finished his college career at the University of Detroit (1952), where he led the nation in total offense...one of the top passers in the country as a senior, he was the top pick of the Pittsburgh Steelers in '53...played one year with the club before leaving to serve in the Army...returned to the Steelers for the 1955-56 campaign...finished



ASSISTANT COACHES

MARCHIBRODA, *continued*

his playing career with the Chicago Cardinals in '57...he and his wife, Ann, reside in East Aurora, NY...they have 2 daughters, Jodi and Lonni, along with 2 sons, Teddy and Robert.

Tom Bresnahan

Offensive Line

10th year in NFL, 3rd with Bills

Born January 21, 1935



The man responsible for the resurgence of the Bills offensive line, ranked by many experts as the best in the NFL last season...adds 33 years of coaching experience on the pro, college and high school levels to Marv Levy's staff...spent all but 3 of those years specializing in line coaching...came to Buffalo after serving 3 years as OL coach for the St. Louis/Phoenix Cardinals (1986-88)...his line was a vital cog in the Cardinals' No. 4 ranking for total offense in the NFL in 1988...previously held an assistant position with the New York Giants (1983-84)...helped the Giants advance to the NFC second round of playoffs in '84...before going to New York, was an assistant with the Kansas City Chiefs (1981-82)...worked under head coach Marv Levy there...contributed to the Chiefs' 1st winning season (9-7) in 8 years (1981)...was instrumental in Kansas City being ranked 2nd in the NFL in rushing the same year...prior to his involvement in the pro ranks, served as OL coach at Navy (1973-80)...during his stint at Navy, the Midshipmen appeared in '78 Holiday Bowl and '80 Garden State Bowl...helped Navy post a 24-11 record his last 3 seasons there...also coached the offensive linemen at Columbia (1968-73)...stamped his mark there when the Lions' 6-2-1 record in '71 was the best in 10 years and has not been equaled since...was both offensive and defensive line coach at William College (1963-68)...his coaching career began as line coach at Cathedral High School (Springfield, Mass.) in '56...moved on to line coaching duties for the Fort Dix (NJ) Interservice Team (1957-59) and Holyoke (MA) High School (1959-61)...served as head coach at Drury High School, North Adams, MA (1961-63).

COLLEGE/PERSONAL: Thomas M. Bresnahan played collegiate football at Holy Cross, where he received cum laude honors in economics and philosophy with a bachelor's degree in 1956...earned a master's in education from Springfield (MA) College in 1960...Bresnahan lives in Orchard Park with his wife, Elaine...they have three sons-Thomas (32), Charles (30), and Daniel (25), along with a daughter, Denise (21).

Bruce DeHaven

Special Teams

5th year with Bills

Born Sept. 6, 1948



Has directed the Bills kickoff coverage unit to its number one NFL ranking the past four years...entering his 21st year of coaching...has experience on high school, college and pro levels...joined the Bills in January, '87 as special teams coach...his special teams have ranked among the best in the NFL since his arrival in Buffalo...one of his players, Steve Tasker, was selected as the special teams player to represent the AFC in the Pro Bowl in '87 and '90...spent the previous 3 seasons as an assistant in the USFL...most recently was the RBs and special teams coach with the USFL Orlando Renegades (1985)...had been special teams and OL coach for the Pittsburgh Maulers (1984)...was initiated into professional coaching when he was appointed special teams and assistant OL coach with the New Jersey Generals (1983)...was OL coach and recruiting coordinator at New Mexico State University (1982)...served the first 3 years of his college coaching career at the University of Kansas (1979-81)...during his stint with the Jayhawks, he worked with DBs, OL and also headed up the recruiting program...coached on the high school level for 9 years before moving on to the college ranks...was an assistant at Wichita Southeast High School part of that time and helped lead the school to 3 straight state football titles.

COLLEGE/PERSONAL: Bruce DeHaven is a native of Trousdale, Kansas...won 12 letters at Belpre-Trousdale High School in Kansas...a graduate of Southwestern College in Winfield, KS...was a basketball standout there and led the team in scoring 2 years in succession...also participated in track...he and his wife, Kathy, live in East Aurora.



ASSISTANT COACHES

Chuck Dickerson

Defensive Line

5th year with Bills
Born August 1, 1937



Took over responsibility for the defensive line in 1990 and guided the combination of DE Leon Seals, DE Bruce Smith and NT Jeff Wright to 39 more tackles and 7 more sacks than the 1989 defensive front...was the Administrative Assistant to the Head Coach/Tight Ends coach for 3 seasons with the Bills...has over 25 years of coaching experience...his talents have been utilized by teams in 5 separate professional football leagues...also has worked extensively on the college level...prior to coming to the Bills, spent 2 seasons (1983-84) working with the Memphis Showboats in the USFL...was Director of Operations both years...also coached the DL for one season (1984) and served as Director of Player Personnel for another (1983)...also did a stint as Acting General Manager (1983) in Memphis...before going to Memphis, was the Defensive Coordinator at the University of Minnesota (1983)...was an assistant at Eastern Illinois University (1980-82), his 2nd stay with the school...also worked on staff for 3 years earlier in his career (1967-70)...6 of his 7 years with the school was spent as Assistant Head Coach and Defensive Coordinator...also worked 1 season as Offensive Coordinator...was an assistant with the CFL Toronto Argonauts (1976-79)...prior to accepting that position, worked for 2 years with the Chicago Fire of the World Football League (1974-75)...started his involvement as an assistant with the Toronto Rifles of the Continental League in (1965-66).

COLLEGE/PERSONAL: Charles Hamor Dickerson is a native of Hammond, Indiana...played DT at the University of Florida (1955-56) and University of Illinois (1961)...in the interim, served in the Marine Corps...drafted in the third round by the Cleveland Browns (1962) but chose to play in Canada...played on the DL for 3 seasons with the Montreal Alouettes (1962-64)...hobbies include macrame and has done several shows displaying his work...he and his wife, Shirley, have a son Chris, a graduate of the U.S. Naval Academy, currently serving the Office of Legislative Affairs as a Liaison Officer to Congress...Chuck and Shirley have one granddaughter, Katie (1/30/91).

Rusty Jones

Strength & Conditioning Coordinator

7th year with the Bills
Born August 14, 1953



Has earned the reputation around the league as one of the finest strength, conditioning and nutrition experts in the business...Bills players were required to be in the utmost condition to run the "no-huddle" offense and Buffalo's tremendous success and efficiency were living proof of his expertise...joined the Bills' staff in June, '85...has played a vital role in the recent success of the Bills by tutoring players individually on how to reach the peak of their physical condition...had spent the previous 2 years as the conditioning supervisor for DeBartolo Corp., working in Pittsburgh with the Penguins, Spirit, and Maulers (1983-84)...helped start Anjon Systems, a firm that deals with conditioning with the assistance of computers (1983).

COLLEGE/PERSONAL: Russell G. Jones is a native of Berwick, Maine...graduate of Noble High school in Berwick...earned a degree in physical education at Springfield College, MA...after teaching 2 years at Dover High School in New Hampshire...returned to Springfield and earned a master's degree in exercise physiology (1979-80)...served as a graduate assistant with the football program while there...has been a frequent speaker to various groups on sports conditioning and nutrition...lives in Lakeview with his wife, Sharon.



ASSISTANT COACHES

Don Lawrence

Offensive Quality Control/Tight Ends

11th year in the NFL, 4th with Bills
(1983-84 with Kay Stephenson; 1990-91 with Marv Levy)
Born June 4, 1937



Returned to the Bills in 1990 for his second stint with the franchise, having coached the defensive line in 1983-84 and served as the Defensive Coordinator in 1984...began his pro coaching career with the British Columbia Lions of the CFL (1978-79)...started his NFL coaching tenure with Kansas City (1980-82) as the Chiefs special teams coach in 1980 before taking charge of the defensive line in 1981-82 under Head Coach Marv Levy...then came to Buffalo for two years before coaching the defensive line for Tampa Bay (1985-86)...returned to Kansas City to coach the defensive line (1987-88)...returned to the CFL as an assistant with the Winnipeg Blue Bombers (1989)...started his coaching career at his alma mater, Notre Dame (1963), before coaching at Kansas State (1964-65)...then coached at the University of Cincinnati (1966) and was the head coach at Virginia (1971-73) after having served as an assistant on the staff in 1970...served on the Texas Christian staff (1974-75) and Missouri (1976-77).

COLLEGE/PERSONAL: Donald Lawrence was a defensive and offensive lineman for Notre Dame (1957-59)...played professionally as an offensive and defensive lineman for Washington (1959-61) after he was drafted in the sixth round...a native of Cleveland, OH...he and his wife, Barbara, have three children, Kay, Betsy and Joe...lives in Orchard Park, NY.

Chuck Lester

Administrative Assistant to the Head Coach/ Defensive Quality Control

8th year in the NFL, 5th with the Bills
Born May 18, 1955



Entered a new area of responsibility when he began his 4th season with the Bills and continues the same duties in his fifth season...Serves as Administrative Assistant to Marv Levy in 1991 with duties including self-scouting, preliminary work with game plans, coordination of team travel and other administrative functions as assigned by the head coach...will also continue to work closely with Defensive Coordinator Walt Corey...joined the club in May, '87 after 3 years as a scout with the Kansas City Chiefs (1984-86)...a University of Oklahoma graduate, Lester returned to serve under Head Coach Barry Switzer there as an administrative assistant (1982-83)...coached LBs at Iowa State (1980-81)...also was a graduate assistant coach with Oklahoma (1978-79)...at the conclusion of his time spent at Oklahoma, the Sooners won 2 National Championships, 7 Big Eight Championships, 5 Orange Bowl appearances (1975-79) and the Fiesta Bowl (1982).

COLLEGE/PERSONAL: Charles Edward Lester is a graduate of Tinley Park High School in Illinois...was active in football, track, and wrestling...was a walk-on LB at Oklahoma (1974)...completed work there on his bachelor's degree in physical education (1974-77) and master's in exercise physiology (1978-80)...enjoys reading and studying military history...is an avid runner...he and his wife, Patti, reside in Orchard Park with their daughter Katie-Lyn

Nick Nicolau

Receivers

12th year in the NFL, 3rd year with Bills
Born May 5, 1933



Enters his 3rd season of tutoring one of the finest receiving corps in the NFL...served as backfield coach with the Los Angeles Raiders (1988)...prior to accepting the post with the Raiders, spent 7 seasons with the Denver Broncos (1981-87)...was receivers coach there and helped guide the team to 4 consecutive



ASSISTANT COACHES

NICOLAU, *continued*

playoff appearances and two Super Bowls...coached RBs with the New Orleans Saints (1980)...was Director of Player Personnel and RB coach for the Montreal Allouettes of the CFL (1978-79)...the Allouettes went to the Grey Cup both years he was there...was an assistant with the Hamilton Tiger-Cats (1977)...before joining the CFL, spent 17 years in the college ranks...coached at Kent State University (1976), U. of Kentucky (1973-75), U. of Connecticut (1971-72), U. of Massachusetts (1970)...spent 8 years coaching at the U. of Bridgeport (1962-1969), including 5 seasons as head coach (1965-69)...began his college coaching career at Southern Connecticut State College (1960) before moving on to Springfield College (1961).

COLLEGE/PERSONAL: Anthero "Nick" Nicolau played his college ball as a RB for Southern Connecticut (1951-53, 1956)...went on to earn a Master's degree from Indiana University and a Doctorate from Springfield College...a native of New Bedford, Mass, he and his wife, Eleanor, have 6 children; Tracey (6/6/58), Duane (1/1/60), Shari (4/19/61), Vicki (8/7/62), Wendy (9/15/65), and Randy (8/29/70).

Elijah Pitts

Running Backs

10th season with the Bills

(1978-80 under Chuck Knox; 1985-91 under Marv Levy)

Born February 3, 1938



Has been instrumental in the development of Thurman Thomas, the league's leader in all-purpose yards the past two years...brought 6 previous seasons of playoff experience to the staff... served as an assistant under Chuck Knox in Buffalo (1978-1980)...helped the Bills advance to the playoffs in '80...rejoined the Bills (1985) as the team's RBs coach and also coordinated special teams (1986)...coached with the Hamilton Tiger-Cats of the CFL (1984) where he served as offensive coordinator...before joining the CFL, he spent 3 seasons as the backfield coach with the Houston Oilers (1981-83)...began his professional coaching career as an assistant under Chuck Knox with the Los Angeles Rams (1973-77)...was a vital factor in the Rams 5 consecutive playoff appearances (1973-77)...broke into the big leagues serving as a scout for the Green Bay Packers (1972)...is one of only 2 current NFL coaches to have played in Super Bowl I (the other being the Bills' Walt Corey).

COLLEGE/PERSONAL: Elijah Eugene Pitts played college ball for Philander Smith College in Little Rock, AK (1957-60)...chosen in the 13th round of the NFL draft by the Green Bay Packers (1961)...enjoyed an outstanding career with the Packers (1961-69)...played in 4 NFL Championships and 2 Super Bowls under head coach Vince Lombardi...scored the first rushing TD in Super Bowl history against the Chiefs in 1967...spent one last season with Green Bay (1971) after brief stops with the Chicago Bears (1970), Los Angeles Rams (1970), and New Orleans Saints (1970)...was elected to the Green Bay Packers Hall of Fame (1979) and once shared the Super Bowl record for TD's in one game with two (1967)...is also a member of the Arkansas Hall of Fame (1980)...His son Ron is a cornerback for the Green Bay Packers who also played for the Bills (1986-87)...Elijah is a native of Mayflower, AK...hobbies include riding dirt bikes, carpentry, and fishing...he and his wife, Ruth, have one daughter, Kimberly (6/9/70) and two sons; Ron (10/14/62) and Anthony (3/9/74).

Dick Roach

Defensive Backs

11th Year in NFL, 5th with Bills

Born August 23, 1937



Did an excellent job of coaching the Bills secondary during an injury-plagued 1990 season...was an integral member of the staff that coached the Bills defense to the number one ranking in the AFC (1988)...came to Buffalo in '87 from Tampa Bay where he served as the Buccaneer's secondary coach (1985-86)...also coached with Michigan Panthers in the USFL (1983-84)...served on Marv Levy's staffs with the Montreal Alouettes of the CFL (1976-77) and Kansas City Chiefs (1978-80)...under his direction, the Chiefs secondary intercepted 27 passes in 1980 with 2



STAFF PHOTOS

ROACH, continued

rookie starters...was the defensive coordinator for the championship club at Montreal in '77...that team led the CFL with 32 interceptions...also spent a season with the New England Patriots (1980)...before entering the professional ranks, coached LBs at Washington State (1974-75)...was defensive coordinator at Fresno State (1973) and Wyoming (1971-72)...served as an assistant at Oregon State (1970)...Broke into college coaching as an assistant at Montana State (1966-69) before accepting the post at Oregon.

COLLEGE/PERSONAL: Richard John Roach was a college star for Black Hills State College...started all 4 years...earned a Little All-America pick...is a native of Rapid City, SD...he and his wife, Laverne, have one daughter, Stacy Ann (1/18/64) and two sons; E.T. (10/15/59) and Matt (6/17/61).

ADMINISTRATION



KATHY BUECHI
Marketing



PAT KACZOR
GM Secretary



CATHY SPENCER
Public Relations

FOOTBALL OPERATIONS



MARY TASH
Assl. GM Secretary



PAUL McDONNELL
Marketing



NANCY HERMANN
Coaching Secretary



JACKY KOSMOWSKI
Scouting



NINA LAUR
Head Coach Secretary



DOUG MAJESKI
Scouting



JOE NILAND
Transportation



MICHELE OVERDORF
Scouting



BOB SCHATZ
Scouting

STADIUM OPERATIONS



DEBBIE GANG
Receptionist



COLLEEN McCARVILLE
Receptionist



LINDA TURELLO
Stadium Operations



TRAINERS

Eddie Abramowski

Trainer

32nd year with Bills

Born November 5, 1933



Tied with George Anderson of the Raiders for longevity as an athletic trainer in the NFL... recognized as one of the best in the business...has served as the Bills' trainer since the inception of the team in 1960...began professional career as assistant trainer at the U.S. Military Academy...later served as trainer at the U. of Detroit...during his stay there, also worked part-time for the Detroit Lions...with the Lions, met Bills' 1st head coach, Buster Ramsey, who eventually brought him to Buffalo...honored in 1987 by his peers when he was voted into the National Athletic Trainers Hall of Fame.

COLLEGE/PERSONAL: Edward R. Abramowski was born and raised in Erie, PA...outstanding high school athlete...his collegiate football career was cut short by a back injury...received a bachelor's and master's degree from Purdue University...nicknamed "Abe"...lives in Williamsville with his wife, Pat...they have 5 daughters: Sophia, Cynthia, Carolyn, Jennifer, and Rebecca...also have 4 grandchildren: Shane, Jordan, Ellie and Nick...hobbies include home computers and raising racing pigeons.

Bud Carpenter

Assistant Trainer

7th season with Bills

Born September 25, 1951



Joined the Bills in May, 1985, following a year as a member of the Boston Bruins (NHL) training staff...Had previously served as a trainer and intramural director at Fredonia (NY) State for 7 years...Assisted Ed Abramowski for 4 summers at Bills' training camp there...Certified member of National Athletic Trainers Association.

COLLEGE/PERSONAL: Bud Carpenter is a native of Allegany, NY...graduated from Allegany High School before attending St. Bonaventure and Fredonia State...served in the Air Force and spent 1 year attending the Language Institute in Monterey, CA...served as a Russian linguist while on active duty...excellent amateur hockey and softball player...avid golfer...lives in Hamburg with his wife, Kathy.

Bill Ford

Assistant Trainer

1st Season with Bills

Born April 24, 1967



The newest member of the Bills training staff joined the club in July of 1991...served as the trainer at Glenville (WV) State College (10/81-6/83) before joining the West Virginia staff as assistant trainer (8/83-8/85) for football...aided the Lions training staff in summer training camps of 1984 and '85...was the trainer for men's basketball, volleyball and lacrosse at Penn State (9/85-6/87) before becoming the assistant trainer for football for the Nittany Lions (7/87-8/89)...also worked the Penn State Summer Sports Camps in '87...was named assistant athletic trainer for the United States Olympic Training Center 8/89...served as the medical coordinator for the United States Olympic Festival in 1990 and worked the summer of '91 as the medical coordinator for the U.S. at the World University Games.

COLLEGE/PERSONAL: Born in McKeesport, PA...received his degree in health and physical education from Indiana University of Pennsylvania in 1979 and his masters in physical education from Eastern Illinois in '83...worked as a graduate assistant at EIU (6/80-5/81) for football and non-revenue sports...enjoys racquetball and judo in his spare time.



EQUIPMENT/MEDICAL

Dave Hojnowski

Equipment Manager

13th year with Bills

Born December 13, 1958



Entering his 7th year as equipment manager, after serving as an assistant equipment manager for the previous 5 years...began working for the club as a part-time summer helper and moved into full-time work in 1977...is responsible for ordering equipment, transfer of gear to training camp and on all road trips...coordinates equipment staff for all games and at training camp.

PERSONAL: David Hojnowski is a graduate of North Tonawanda High School...Hobbies include collecting sports caps...Lives in Tonawanda with his wife, Sue, and their 2 daughters, Allison (11/17/87) and Lindsay (3/2/90).

Randy Ribbeck

Equipment Assistant

8th year with Bills

Born July 21, 1959



In his 8th season as the assistant equipment manager for the Bills...worked in a part-time capacity for 2 seasons before being named to his current position in 1983...is a certified member of the Athletic Equipment Managers Association.

COLLEGE/PERSONAL: Randy Michael Ribbeck (nicknamed "Woody") is a 1982 graduate of Cortland (NY) State with a bachelor of science in physical education and a minor in sports management...worked in the athletic and equipment area of his alma mater from 1980-82...also worked in the equipment department in the North Tonawanda school system where he was a supervisor from 1975-80...also assisted the equipment manager for 3 Buffalo-area semi-pro football teams (Buffalo Geminis, Tonawanda Cougars and Niagara Spartans) from 1979-82...a 1977 graduate of North Tonawanda HS...enjoys playing racquetball, volleyball, softball, and is an avid golfer...resides in Hamburg with his wife, Amy.

MEDICAL STAFF



RICHARD WEISS, M.D.
Team Physician



JOSEPH ARMENIA, M.D.
Team Physician

EVOLUTION OF BILLS' HELMET

- 1960: silver helmet (blue numbers on side)
- 1961-73: white helmet, red standing buffalo
- 1974-83: white helmet, blue and red charging buffalo
- 1984-86: red helmet, charging buffalo, blue face mask
- 1987-91: red helmet, charging buffalo, white face mask



STAFF PHOTOS

STADIUM OPERATIONS




TOM CHRISTEN



ART HAURET



GEORGE KOCH
Mgr. of Engineering



PAUL KOFINK



KEVIN RADEN



DENISE STANLEY



KIM ZICCARDI

TICKET OFFICE



DEBBI CUMMINS



KRISTEN FIEGEL



AMY GORNIKIEWICZ



SHARON HART



CHRIS HAURET



DON PURDY



KAREN RENZI



PLAYER PERSONNEL

John Butler

Director of Player Personnel
7th NFL Season, 5th with Bills
Born Aug. 13, 1946



Elevated to Director of Player Personnel in June, 1989 after joining the Bills in May, 1987 as Director of College Scouting...entered NFL in 1985 and served for two seasons as a staff scout for the San Diego Chargers...joined Chargers after three seasons with the Chicago Blitz of the United States Football League...handled a number of duties with the Blitz including Director of Pro Scouting (3 years), coached the tight ends and offensive line at various times...served under both George Allen and Marv Levy during that tenure.

COACHING: Coached in the high school ranks in Illinois (1973-78)...coached for three years at Univ. of Evansville (1979-81) under Coach Randy Rodgers.

COLLEGE/PERSONAL: John Robert Butler was born in Chicago, graduated from Urbana (Ill.) High School...entered Marine Corps for four years and served 14 months in Vietnam where he saw combat duty and rose to the rank of sergeant...following his stint in the Marines, he enrolled at San Bernadino (Cal.) Junior College and played football before transferring to Illinois where he played one year before a knee injury cut short his career...holds a degree in parks and recreation from the school...resides in West Seneca with wife Alice and daughter Andrea (1/26/85).

A.J. Smith

**Assistant Director/
Collegiate Scouting**
7th NFL season, 5th with Bills
Born February 28, 1949



Joined Bills in June, 1987 as area scout...appointed Assistant Director to John Butler in June, 1989...scouts eastern states and performs administrative duties in collegiate scouting operation...NFL scouting experience includes part-time positions with New England (1978-80) and Houston (1981)...also fulltime with San Diego (Pro Personnel Director 1985-86)...other scouting experience includes work with USFL's Chicago Blitz (1982-83) and Pittsburgh Maulers (1984).

COACHING: Made his start in football as an assistant coach at Cranston (R.I.) West High School (1971-76)...served as head coach of the Rhode Island Kings of the Eastern Football League in 1976...was an assistant at the Univ. of Rhode Island in 1978.

COLLEGE/PERSONAL: Albert John Smith is a graduate of Bishop Hendricken High School in Warwick, R.I....earned degree in health and physical education from Kentucky Wesleyan College (1971)...played semi-pro football with the Attleboro (Mass.) Kings of the Eastern Football League from 1972-74 and had a trial with Washington in 1974...inducted into the Minor/Semi-pro Football Hall of Fame in 1990...taught health and physical education in Providence (R.I.) junior high school system (1971-85)...lives in Hamburg with wife Susan and two children: Andrea (9/3/82), and Kyle (10/15/84).

Dwight Adams

College Scout
7th NFL Season, 1st with Bills
Born August 2, 1932



Spent 6 seasons as a scout for San Diego before joining the Bills 7/1/91...joined the Chargers 3/6/85 after 2 seasons as assistant head coach for personnel and administration (1983-84) at the University of Florida while coaching 2 positions at the institution.

COACHING: Was a very successful head coach at 3 Arkansas high schools that included stints at Bearden, Smackover and Pine Bluff (1958-65)...won his first state championship at Bearden in 1958 and was selected Coach-of-the-Year for his



PLAYER PERSONNEL

ADAMS, continued

efforts...won 3 more state titles at Pine Bluff...coached former Bills' standout HB Bobby Burnett with the Smackover (HS) Buckaroos...maintained a 77-12 overall record at the 3 schools...served as an assistant at The Citadel (1966-72) and at Clemson (1973-78)...coached OLB and special teams at Florida (1978-84)...

COLLEGE/PERSONAL: Was born in Dover, Arkansas and attended Little Rock High School...earned a degree in history from Henderson State and served in the Marine Corps (1950-52) in Korea...Dwight and his wife, Jo, have 2 daughters, Jana (8/10/58) and Babe (12/1/61), and 1 son, Scott (2/28/60).

Dave Gettleman

College Scout/BLESTO Scout

6th Season with Bills

Born February 21, 1951



Named to the Bills' scouting staff in 1987...concentrates on eastern schools...assigned as Bills' representative to BLESTO combine in 1988...started in a part-time capacity in 1986 after joining the Bills as an intern at training camp that summer.

COACHING: Head Coach at Spackenkill High School in Poughkeepsie, N.Y. for eight years...led the team to a pair of league titles...spent a year as a graduate assistant at Cal State-Long Beach(1979-80)...joined the faculty at Kingston (N.Y.) High School as a teacher-coach in 1982...served as head coach in 1984 and led them to a playoff berth.

COLLEGE/PERSONAL: David Alan Gettleman earned a bachelor's degree from Springfield (Mass.) College in 1972...member of football team for two seasons...owns two master's degrees: one in physical education from Southern Connecticut State (1978) and another in sports administration from St. Thomas University in Miami (1986)...lives in South Buffalo with his wife Joanne, and 2 sons, Aaron (7/29/87) and Samuel (5/14/90).

Bob Ryan

College Scout

13th season with Bills

Born July 11, 1924



Scouts the west coast for the Bills...joined the club in 1979 after more than a quarter century of coaching experience on three different levels.

COACHING: Served as a high school coach in the Northwest for 11 years before returning to his alma mater to become head coach at the University of Puget Sound (1965-72)...served as an assistant at Hawaii (1973) and the University of Washington (1974-75) before joining the British Columbia Lions (CFL) for one season...returned to the high school ranks at Peninsula (WA) High School for two seasons before joining the Bills.

COLLEGE/PERSONAL: Robert William Ryan is a graduate of Puget Sound where he played QB and end for the Loggers...has a graduate degree from Univ. of Oregon...born in Tacoma, WA, now lives in Wauna, WA with his wife Joan...has four children: Sharon (7/5/50); Mike (4/30/52); Pat (7/16/57) and Sandy (5/14/60).

George (Chink) Sengel

College Scout

24th NFL Season, 13th with Bills

Born September 14, 1922



Has covered the southeast for the Bills since joining the club in 1979...was the Eastern Regional scout for BLESTO scouting combine for eleven seasons (1967-78)...has been a collegiate scout for more years than any other staff member.

COACHING: Long-time assistant coach at Kentucky under head coaches Bear Bryant, Blanton Collier and Charlie Bradshaw...was on Wildcats' staff in 1961-62 with Seattle's Chuck Knox...also did some high school coaching in Florida and Kentucky during his career.



PLAYER PERSONNEL

SENGEL, continued

COLLEGE/PERSONAL: George Fred Sengel is a graduate of the University of Kentucky (1947) where he played end for the late Bear Bryant...won his first letter in 1942 before joining the Air Force to serve as a bombardier during World War II...returned to Kentucky to letter for Bryant in 1946-47...helped Wildcats to a 15-6 record in two seasons and led club to 1947 Great Lakes Bowl victory over Villanova...long-time resident of Lexington, KY with his wife Mary Alice...they have two sons, Tuck (5/19/50) and David (9/28/57).

Dave Smith

College Scout

13th Season with Bills

Born August 2, 1930



Scouts the central U.S. for the Bills...scouted for Oakland Raiders on a part-time basis before joining Buffalo in 1979.

COACHING: Highly successful high school coach in Michigan...in 17 years, teams he coached at Walled Lake, Ferndale and Royal Oak Kimball had a record of 113-36 and captured 12 conference championships...moved to college coaching in 1966 at Michigan State on Duffy Daugherty's staff where he worked with the linebackers and receivers during his six-year tenure...named head coach at Ferris State (Big Rapids, MI) in 1972 and compiled a 5-5 record...joined the newly-formed Detroit Wheels of the WFL in 1973 as an assistant and remained there until the team's demise...returned to high school coaching while scouting for Oakland prior to entering the NFL with Buffalo on a full-time basis in 1979.

COLLEGE/PERSONAL: David George Smith is a graduate of Michigan State University, where he also earned his master's degree and played end on two Spartan clubs that went to the Rose Bowl...lives in Boyne City, Michigan with his wife Judy and has 3 children: Steve (2/22/53), who is coaching in the college ranks, Craig (8/17/55) and Kim (1/20/57).

Bob Windish

College Scout

10th NFL Season, 6th with Bills

Born June 7, 1924



Scouts Southeast on a part-time basis...long and varied background in football coaching and scouting...Player Personnel Director at Montreal (CFL) from 1975-78 under Marv Levy...pro scout at Kansas City (1978-82), served one year as college scout with Chicago (USFL)...has worked in four pro leagues.

COACHING: Coached soccer, swimming and lacrosse at his alma mater (Georgetown) before joining football staff at the U.S. Merchant Marine Academy (1955)...also an assistant at Upsala, Lehigh and Susquehanna before becoming head coach at NYU in 1964...spent two years there and one of his captains was Bills' GM Bill Polian...became head coach (1966) of U.S. Seventh Fleet squad (Japan)...won a Far East title in first season...returned to U.S. to coach minor league football, then took post with BLESTO in 1970-71...returned to coaching as an assistant at Villanova and Houston/Shreveport (WFL) before moving into scouting full-time in 1975 at Montreal...was inducted into the Minor/Semi-pro Football Hall of Fame in 1987.

COLLEGE/PERSONAL: Robert Lawrence Windish was born in the Bronx...competed in football and swimming at Fordham before career was interrupted by World War II...served in Marines, wounded in Okinawa...returned to Georgetown and competed in football, track and lacrosse...lives in Vero Beach, Fla...dabbles as an outdoor writer for publications in that area.



VETERAN PLAYERS

54 **Carlton Bailey**

Linebacker

Ht: 6'3 Wt: 235

College: North Carolina

NFL Experience: 4

How Acquired: D-9,'88

1990 Games Played/Started: 16/6

Career Games Played/Started: 38/6

Playoff Games Played/Started: 6/0

Birthdate: 12/15/64

Birthplace: Baltimore, MD

Residence: Baltimore, MD



PRO: A hard-hitting converted college NT who shares playing time with Ray Bentley at ILB...has established himself as one of the premier special teams tacklers in the league.

1990: Increased his playing time from backup to sharing a starting role and finished the season as the ninth-leading tackler with 57 TTs...picked up a career-high 10 TTs vs. Washington (12/30)...recorded his first career sack vs. New England (10/28) and then made his second in the Patriots' rematch (11/18)...made his first NFL start vs. Colts (9/9)...continued to be a force on special teams, making 18 TTs...recorded 3 QB Hurries against the Raiders in the AFC title game.

1989: Tied with Mark Pike as the leader in special teams tackles with 29, which included being an active member of the Bills' league leading KO coverage unit...also served as a reliable backup LB and replaced an injured Ray Bentley early in the Rams game and recorded a team-high 9 tackles...made his first career INT in game at New England.

1988: Joined the active roster just prior to the Miami game in Week 11 from IR where he had been since 8/30/88 with a knee problem...finished the season with 6 special teams tackles...played the first 2 games with special teams before seeing his first action in loss to Bengals...had 5 tackles in that game...won a game ball for his play in the 9-6 win over the Jets and also won Special Teams Player-of-the-Week.

COLLEGE/PERSONAL: Full name—Carlton Wilson Bailey...led the Tar Heels in tackles in 1987 with 132 and 1st in sacks with 10...was UNC's starting NT, but also worked some at DE...a part-time starter each of his first 3 seasons and finished with 269 career stops...a 1st team All-ACC pick in '87...finished 6th in tackles as a junior, despite making just 3 starts...won the Lawrence Taylor Award as UNC's Most Outstanding defensive player in the spring of '87...capped his senior year by playing in the Blue-Gray and East-West games...an outstanding athlete at Woodlawn High School in Baltimore...won All-County and All-Metro honors and paced his high school to Class AA state title one year...captained track team and set a Baltimore County record in the 330-yard hurdles, winning All-America honors in that event...has a sociology degree from UNC...father, Sgt. Conway Bailey, served in the U.S. Army in the Persian Gulf conflict.

BAILEY'S DEFENSIVE STATS

YEAR CLUB	G/GS	TT	UT	AT	SACKS	QB PRS	INT	PD	FF	FR
1988 Buffalo	6/0	6	6	0	0	—	0	0	0	0
1989 Buffalo	16/0	27	16	11	0	—	1	1	0	0
1990 Buffalo	16/6	57	38	19	2	0	0	0	0	0
TOTALS	38/6	90	60	30	2	0	1	1	0	0

PLAYOFFS

YEAR GAME	G/GS	TT	UT	AT	SACKS	QB PR	INT	PD	FF	FR
1988 HOUS.	1/0	0	0	0	0	0	0	0	0	0
1988 @Cinn.	1/0	0	0	0	0	0	0	0	0	0
1989 @Cleve.	1/0	made 2 solos and 1 asst. on special teams								
1990 MIAMI	1/0	1	0	1	0	0	0	0	0	0
1990 RAIDERS	1/0	4	4	0	0	3	0	0	0	0
1990 S.B.XXV	1/0	3	1	2	0	0	0	0	0	0
TOTALS	6/0	8	5	3	0	3	0	0	0	0

**92 Gary Baldinger****Nose Tackle****Ht: 63 Wt: 270****College: Wake Forest****NFL Experience: 5****How Acquired: FA-'90****1990 Games Played/Started: 10/0****Career Games Played/Started: 33/4****Playoff Games Played/Started: 3/0****Birthdate: 10/4/63****Birthplace: Philadelphia, PA****Residence: Massapequa, NY**

PRO: Signed with the Bills 10/10/90...was originally drafted by Kansas City in the 9th round of the 1986 draft and was a Chief through 1988...signed with Atlanta in 1989 and was released 8/5/89...signed with Indianapolis 5/1/90 and was released prior to Week 3 of the 1990 season.

1990: Backed up NT Jeff Wright and was a contributor on special teams with 12 TTs, all on KOs...recorded 1 AT on a KO vs. Miami in the playoffs...played in one game for Indianapolis, the season opener at Buffalo, and recorded one PD.

1989: Did not play during the 1989 season.

1988: Started 4 games at NT for Kansas City and recorded his career seasonal high of 25 TTs...was forced out of action with a broken thumb and was placed on IR 11/16...starts came in Week 5 against the Jets and Weeks 9-11 against the Raiders, Denver and Cincinnati...also recorded 10 special teams tackles.

1987: Played in 7 games for the Chiefs before missing 10/30-12/4 with a back injury...recorded 6 special teams TTs in addition to his 6 defensive TTs.

1986: Was drafted by Kansas City and played the first 5 games before being waived...recorded 4 special teams TTs.

COLLEGE/PERSONAL: Full name—Gary Thomas Baldinger...was a 2-time All-ACC pick and voted MVP by his Wake Forest teammates his senior year...recorded 64 TTs, 5 sacks and 6 other TTs for losses as a DT his senior year...the youngest of 3 NFL brothers with Brian, the oldest, playing for Indianapolis and Rich, who plays for Kansas City...Gary was a 9th round pick in the NFL draft, Rich was a 10th of the '82 Giants and Brian was a FA...all 3 played high school ball at Massapequa, NY and their father was an end at the Naval Academy...was a National Honor Society student in high school and holds a degree in history with a minor in politics...wife's name—Denise.

BALDINGER'S DEFENSIVE STATS

YEAR CLUB	G/GS	TT	UT	AT	SACKS	QB	PRESS	INT	PD	FF	FR
1986 Kan City	5/0	0	0	0	0	0	0	0	0	0	0
1987 Kan City	7/0	6	3	3	0	0	0	0	0	0	0
1988 Kan City	11/4	25	14	11	0	—	0	0	0	0	0
1989	DNP										
1990 Indy	1/0	0	0	0	0	0	0	1	0	0	0
1990 Buffalo	9/0	6	2	4	0	0	0	0	0	0	0

TOTALS 33/4 37 19 18 0 0 0 0 1 0 0

ADDITIONAL CAREER STATISTICS: Special Teams Tackles: 32 total (1986-4, 1987-6, 1988-10, 1990-12).

PLAYOFFS

	G/GS	TT	UT	AT	SACKS	QB	PR	INT	PD	FF	FR
TOTALS	3/0	6	2	4	0	0	0	0	0	0	0

ADDITIONAL PLAYOFF STATISTICS: Special Teams Tackles: 1 total (1 AT vs. Miami).

75 Howard Ballard**Offensive Tackle****Ht: 66 Wt: 325****College: Alabama A & M****NFL Experience: 4****How Acquired: D-11-'87****1990 Games Played/Started: 16/16****Career Games Played/Started: 48/32****Playoff Games Played/Started: 6/4****Birthdate: 11/3/63****Birthplace: Ashland, AL****Residence: Ashland, AL**



VETERAN PLAYERS

BALLARD, continued

PRO: One of the largest men in the league today...was named the starting RT in the '89 training camp and has anchored the position since that time...has good quickness for his exceptional size and great strength...was the 285th pick overall in the '87 draft.

1990: Made perhaps the greatest strides in improvement of any Bills player in '90...became an immovable force on the Bills line as an imposing protector for Buffalo QBs...was selected to UPI All-AFC 2nd Team...was the RT on the '90 OL which gave up the fewest sacks (27) since 1981's group gave up 16 (in a non-strike season)...was a direct beneficiary of OL Coach Tom Bresnahan's counter series blocking schemes, which enabled the huge tackle to pull on the line of scrimmage and bury would-be tacklers in front of Bills RBs...earned a game ball for just that kind of play vs. Cleveland when he cleared the way for RB Thurman Thomas on 2 TD runs...also earned a game ball vs. Philadelphia (12/2) for his blocking efforts vs. all-pro DE Reggie White.

1989: Drew his first NFL start in the opener at Miami and started every game at RT...made steady improvement with each game...continued to play the middle of the Bills' FG and X-PT defensive block teams.

1988: Was the only rookie among the OL on the '88 Bills' roster...backed up Joe Devlin at RT...played in only 10 offensive plays in '88, but worked with the FG defensive unit and X-PT defensive unit...partially blocked an X-PT and FG in 23-20 victory over New England...played in 2 series late in 2nd win over Miami.

COLLEGE/PERSONAL: Full name—Howard Louis Ballard...nickname—"House"...originally drafted in the 11th round by the Bills in '87, but opted to remain in school and played his final year at Alabama A & M...signed with the Bills in early '88...a 3-year starter at tackle at A & M...won 1st team College Division All-America honors in '87 and was also All-Southern Intercollegiate Athletic Conference for the 2nd year in succession...played in the Freedom Bowl and was a finalist for the Harlon Hill Trophy, which goes to the top Division II player in the country...missed 1 year with a knee injury...one of the largest players ever drafted by the Bills and the 1st from Alabama A & M...played at Clay County High School in Ashland, AL...is a certified sports official in Alabama... physical education major at A & M.

BALLARD'S NFL RECORD

YEAR	CLUB	G/GS
1988	Buffalo	16/0
1989	Buffalo	16/16
1990	Buffalo	16/16
TOTALS		48/32

ADDITIONAL CAREER STATISTICS: Blocked FGs: 1 (1988 vs. New England).

PLAYOFFS

TOTALS	G/GS - 6/4
---------------	-------------------

52

David Bavaro

Linebacker

Ht: 6-0 Wt: 235

College: Syracuse

NFL Experience: 2

How Acquired: FA '91

(Plan B from Phoenix)

1990 Games Played/Started: 11/0

Career Games Played/Started: 11/0

Playoff Games Played/Started: 0/0

Birthdate: 3/27/67

Birthplace: Danvers, MA

Residence: Danvers, MA



PRO: Was drafted by Phoenix in the 9th round of the 1990 draft...a hard-hitting ILB...signed with the Bills 3/28/91 through the NFL's Plan B program.

1990: made 11 appearances for the Cardinals and recorded 9 TTs (7 UTs and 2 ATs) defensively...also recorded 1 AT on special teams.

COLLEGE/PERSONAL: Full name—David Anthony Bavaro...ranks 4th on Syracuse's all-time tackles list with 402...played a key role in 3 Orangemen bowl appearances (Peach, Hall of Fame and Sugar) during his collegiate career...led the team in tackles for a 3rd consecutive season in his senior year with 121 TTs that included season-high 17 stops vs. Penn State...named All-East 2nd team by AP...was All-East HM in his junior year...had post-season shoulder surgery following his freshman and sophomore seasons...comes from a well-known football family that



VETERAN PLAYERS

BAVARO, *continued*

includes brother, Mark, an All-Pro TE with the Giants and father, Anthony, who played for San Francisco...majored in history.

BAVARO'S DEFENSIVE STATS

YEAR	G/GS	TT	UT	AT	SACKS	INT	PD	FF	FR
1990	11/0	9	7	2	0	0	0	0	0

ADDITIONAL CAREER STATISTICS: Special Teams Tackles—1 AT in 1990.

82 Don Beebe

Wide Receiver

Ht: 5-11 Wt: 183

College: Chadron State (NE)

NFL Experience: 3

How Acquired: D-3, '89

1990 Games Played/Started: 12/4

Career Games Played/Started: 26/4

Playoff Games Played/Started: 1/0

Birthdate: 12/18/64

Birthplace: Aurora, IL

Residence: Sugar Grove, IL



PRO: Utilized in passing situations as Buffalo's 3rd WR...was the Bills' top draft choice in 1989 and possesses exceptional speed (4.32 in the 40)...is a threat any time he's on the field, whether in offensive or kickoff situations.

1990: Made some outstanding plays in an injury-riddled season...was enjoying his best day of the season against Miami (12/23) with 3 catches for 74 yards when he suffered a broken left leg and missed the remainder of the season...broke his fibula while blocking for Thurman Thomas when Dolphin LB John Offerdahl rolled into him and required a rod be placed surgically in his leg...started his 2nd game of 1990 against the Giants (12/15) and caught 3 passes, including a 43-yard bomb from QB Frank Reich on a crucial 2nd half play...hauled in 1 pass at the Colts (12/9), marking his first reception since Week 9...filled in for the injured Andre Reed and caught his initial TD pass of the season, an 11-yard aerial, vs. the Cardinals (11/11)...recorded his first NFL rushing attempt in Patriots game (11/18) on a reverse in the shot gun and gained 23 yards...was inactive at Jets (9/24), Denver (9/30) and Raiders (10/7) with a pulled hamstring.

1989: Was utilized primarily as an extra wideout in passing situations and as a KO return man...made his first NFL reception a memorable one by catching a 63-yard bomb from QB Jim Kelly for a TD in the win over Houston...proved he liked the 63-yard distance by coming back 5 weeks later (this time from QB Frank Reich) against the Dolphins with the same pattern for the same results...exceptional speed paid handsome dividends when he raced 85 yards on a KO return in closing minutes of Atlanta game to set up what appeared to be the winning TD...proved his toughness in the playoff game at Cleveland by returning to the action to make a crucial 4th and 10 reception on the final drive after leaving the game with a sprained neck on a breath-taking upended tackle...32-yard KO return in Cleveland game was 2nd longest in Bills' playoff history...best days included 4 catches at Indianapolis and at New England...returned 4 KOs at Atlanta for a 31.3 avg.

COLLEGE/PERSONAL: Full name—Don Lee Beebe...established himself as one of the top receivers at the small college level...caught 78 passes for 1,361 yards and 18 TDs with a long of 77 yards...returned 36 KOs for 840 yards (23.3 avg.), 1 TD and a long of 87 yards...enrolled at Western Illinois in '83, but transferred to Aurora College before the year ended and played basketball, but no football...worked for 2 years before re-enrolling at WIU in 1986, but was ineligible for football due to transfer...then played football at WIU in '87 before transferring to Chadron in '88...also lettered in track at Chadron and set a school record in the 60-yard dash (6.14)...majored in Management and Real Estate...Don and his wife, Diana, have one daughter, Amanda (4/16/91).

BEEBE'S RECEIVING STATS

YEAR	CLUB	G/GS	REC	YDS	AVG	LG	TD
1989	Buffalo	14/0	17	317	18.6	63t	2
1990	Buffalo	12/4	11	221	20.1	49	1
TOTALS		26/4	28	53	19.2	63t	3



VETERAN PLAYERS

BEEBE, continued

BEEBE'S KICKOFF STATS

YEAR	CLUB	NO.	YDS	AVG	LG	TD
1989	Buffalo	16	353	22.	8	0
1990	Buffalo	6	119	19.8	27	0
TOTALS		22	472	2.	85	0

ADDITIONAL CAREER STATISTICS: 1990-1 rush for 23 yards vs. New England (11/18).

PLAYOFFS

YEAR	GAME	G/GS	REC	YARDS	AVG	LG	TD
1989	@ Cleveland	1/0	1	17	17.0	17	0
1990	MIAMI, RAIDERS, S.B. XXV-I.R. with broken leg						

97 Cornelius Bennett

Linebacker

Ht: 6-2 Wt: 238

College: Alabama

NFL Experience: 5

How Acquired: T-'87 (Indianapolis)

1990 Games Played/Started: 16/16

Career Games Played/Started: 52/51

Playoff Games Played/Started: 6/6

Birthdate: 8/25/66

Birthplace: Birmingham, AL

Residence: Orchard Park, NY



PRO: The prototype NFL LB with great speed, strength, agility and quickness...became the first player in NFL history, AFC or NFC, offense or defense, to be named Player-of-the-Week in successive weeks when he did so in 1990...has appeared in the last 3 Pro Bowls...came to Buffalo in one of the most complex trades in NFL history between the Bills, Colts and Rams (See *MAJOR TRADES*).

1990: Was selected to the UPI All-AFC Team...was named AFC Defensive Player-of-the-Week vs. Denver (9/30) when he recorded 8 TTs and 1 FR in addition to scoring his first NFL TD 80 yards on a returned blocked FG in one of the pivotal plays of the Bills season...won the prestigious honor a record second consecutive time the following week by making 15 TTs, 4 for losses, 1 sack, 1 FF and 1 FR in the win over the Raiders...led Buffalo in QB Pressures with 18 while finishing 4th overall in tackles with 96...was the leading non-DB in passes defended with 7 and tied for 3rd in sacks with 4.

1989: Finished 6th in team tackles with 54 and 3rd in sacks with 5.5, despite missing 5 games with an injured left knee...injured the knee on the 1st play of the New England game (11/19) and missed the remainder of the game in addition to sitting out Weeks 12-15...was also hampered by an injured shoulder most of the year...returned to action in Week 16 and recorded 5 solos, 2 sacks and 1 INT against the Jets...was selected to the 1989 UPI Second Team/AFC...recorded his 200th career tackle against Miami (10/29) in only his 2nd full NFL season...made 1 solo in playoff game at Cleveland.

1988: Recorded a banner year that included such accolades as being selected to the Pro Bowl and was a first team All-Pro choice on teams named by the AP, Pro Football Writers Association, the Sporting News, College and Pro Football Weekly, Football News, Pro Football Weekly and World Almanac...was also selected as the NFLPA AFC Linebacker-of-the-Year, AFC Defensive Player-of-the-Month (October) and Player-of-the-Week several times...was the 2nd leading tackler for the Bills' in '88 with 103...was also 2nd on the team in sacks with 9.5...had his 1st career INT in the opener against Minnesota after it was tipped by DE Art Still...his 3rd FR of the year helped set up the winning FG in the OT victory over the Jets to clinch the AFC East title.

1987: Chosen to the UPI and Pro Football Weekly All-Rookie teams...SI's Paul Zimmerman selected him as Rookie-of-the-Year and was also so honored by the Washington Touchdown Club...participated in 8 games and started the final 7 at LOLB...was credited with 69 tackles, tying for team's 5th best of the season...made his initial appearance against Denver and contributed 4 tackles, 1 sack and 2 QB pressures...moved into the starting lineup the next week against Cleveland and remained in the spot that had been occupied by Shane Conlan, who moved inside...by teaming up with Conlan, the linebacking crew recorded 22 sacks in the final 8 games after compiling just 8 in the first 4...finished the season by earning AFC Defensive Player-of-the-Week following his standout performance against the



VETERAN PLAYERS

BENNETT, continued

Eagles, including 17 tackles with 4 sacks and 3 FFs...tied for 5th in AFC sacks with 8.5, despite playing only 8 games...led all Buffalo players in FFs with 5.

COLLEGE/PERSONAL: Full name—Cornelius O'landa Bennett...nickname—"Biscuit"...was awarded the Sington Trophy, representing the outstanding professional male Athlete-of-the-Year in Alabama, during the '89 offseason...one of the greatest defensive players in University of Alabama history...was named to various All-America and AllSEC teams 3 years in succession and finished his career with 287 tackles...also added 16 sacks, 6 FF's, 2 INT's, 15 PD's and 3 FR's in his Crimson Tide career...became the 1st LB to win the prestigious Vince Lombardi trophy, given annually to the top lineman in the country when he did so in '86...was also a finalist for the Dick Butkus Award...led the Crimson Tide to 2 Sun Bowl bids and a trip to the Aloha Bowl...prepped at Ensley High School in Birmingham where he was the state's top high school prospect as a senior...ran for 1,099 yds. as a FB and caught 12 TD passes as a TE the same year...alternated at LB, DE and DB...studied social work at Alabama.

BENNETT'S DEFENSIVE STATS

YEAR	CLUB	G/GS	TT	UT	AT	SACKS	QB PRS	INT	PD	FF	FR
1987	Buffalo	8/7	69	54	18	8.5	—	0	0	5	0
1988	Buffalo	16/16	103	85	15	9.5	—	2	5	3	3
1989	Buffalo	12/12	54	43	11	5.5	—	2	3	1	2
1990	Buffalo	16/16	96	71	25	4.0	18	0	7	3	2
TOTALS		52/51	322	253	69	27.5		4	15	12	7

PLAYOFFS

YEAR	GAME	G/GS	TT	UT	AT	SACKS	QB PR	TP	INT	PD	FF	FR
1988	HOUS	1/1	3	3	0	0	1	0	0	0	1	0
1988	@ Cinn	1/1	5	4	1	0	0	0	0	0	0	0
1989	@ Clev	1/1	1	1	0	0	1	1	0	0	0	0
1990	MIAMI	1/1	6	5	1	0	2	1	0	0	0	0
1990	RAIDERS	1/1	2	1	1	0	2	0	0	0	0	0
1990	S.B. XXV	1/1	6	3	3	0	1	1	0	0	0	0
TOTALS		6/6	23	17	6	0	7	3	0	0	1	0

ADDITIONAL PLAYOFF STATISTICS: 1988—1 Blkd FG vs. Houston

50 **Ray Bentley**

Linebacker

Ht: 6'2 Wt: 235

College: Central Michigan

NFL Experience: 6

How Acquired: FA, '86

1990 Games Played/Started: 16/9

Career Games Played/Started: 69/51

Playoff Games Played/Started: 5/5

Birthdate: 11/25/60

Birthplace: Grand Rapids, MI

Residence: Orchard Park, NY



PRO: Serves as the QB of the defense by relaying the signals from the bench to the huddle and makes the adjustment calls at the line...signed as a FA with the Bills 9/17/86 and was active for 4 games before being waived 10/17/86...was then re-signed 10/21/86 and worked his way up to starting role at SILB in '88...originally started his pro career in the USFL with Michigan (1983-85) before going to Oakland when the 2 teams merged...had a FA tryout with Tampa Bay in the summer of '86 and was one of the club's final cuts.

1990: Shared the starting role with Carlton Bailey...turned in an outstanding performance vs. the Giants (12/15) by recording 14 TTs and 1 PD, despite playing almost the entire game with a torn pectoral muscle...also made a tremendous hit at the goal line on a crucial fourth-down play in the New England game (11/18)...recorded INTs against Randall Cunningham in Week 13 and Jay Schroeder of the Raiders in the playoffs.

1989: Was the Bills' 2nd leading tackler with 97, just 2 behind Leonard Smith's 99...suffered a concussion in the 1st quarter of the Rams' game and sat out the rest of the evening...injured his knee in Week 15 at San Francisco and missed the season finale against the Jets...also missed the playoff game at Cleveland with the knee injury.

1988: Led the Bills in tackles with 122 after reclaiming the starting job at SILB in the 2nd preseason game when Scott Radevic suffered a groin injury...recorded a 1988 club high 15 TTs at Cincinnati in regular season...INT at Chicago was his NFL



VETERAN PLAYERS

BENTLEY, continued

1st...key FR on fumbled punt in Houston playoff game sealed the victory for Buffalo...was the Bills' leading tackler in the playoffs with 13.

1987: Started the 1st 2 games of the season and the 1st 2 following the strike before suffering a rib injury vs. Washington which sidelined him the next 3 games...finished the year as a backup to Radejic...contributed 10 stops on special teams which ranked 4th on the team...forced a big fumble vs. Miami on the KO which led to a 4th quarter TD in Bills' OT win.

1986: Primarily a special teams player early, he moved into the starting lineup in Week 10 against Pittsburgh...before joining the starting lineup, Buffalo failed to hold an opponent under 100 yds. rushing, but then held 6 of the last 7 (the games he started) under 100 yds rushing.

1983-85: Spent his first 2 years with the Michigan Panthers and was a member of their 1983 USFL title team...had 103 tackles that year despite missing 4 games with a knee injury...won All-USFL honors that year...came back to lead the Panthers in tackles with 93 stops in '84...had 109 tackles in final USFL season with the Oakland Invaders...originally joined Michigan as a territorial pick.

COLLEGE/PERSONAL: Full name—Ray Russell Bentley...nickname—"Darby"...was twice named All-Mid-American Conference for Central Michigan...was the league's Defensive MVP in '82 and won the Jefferson Award as the MAC MVP...holds the CMU record for most tackles in a season (173) and career...is a graduate of Hudsonville High School in Michigan...played football, basketball and tennis...father, the late Rahn Bentley, played football at Michigan State (1960-64)...was an English major at CMU...a writer of children's stories, his books "Shopping with Darby" and "Naptime for Darby" were published in 1989..."Darby's Christmas Adventure" and "Darby the Dinosaur's Environmental Coloring Book" were published in 1990...former Bills' teammate Mike Hamby did the illustrations for the books...was a former columnist and writer for BFLO Sports magazine and for the Michigan Sports Gazette...Ray and his wife, Jodi, have 4 children—Alaina (11/17/83), Ritchard (6/14/85), T.J. (10/26/87) and Jacob (3/14/90).

BENTLEY'S DEFENSIVE STATS

YEAR CLUB	G/GS	TT	UT	AT	SACKS	QB PRS	INT	PD	FF	FR
1986 Buffalo	13/7	63	42	21	0	—	0	0	0	0
1987 Buffalo	9/4	35	22	13	1	—	0	0	1	1
1988 Buffalo	16/16	122	68	54	1	—	1	5	1	1
1989 Buffalo	15/15	97	69	28	0	—	0	0	2	0
1990 Buffalo	16/9	75	44	31	0	0	1	6	0	1
TOTALS	69/51	392	245	147	2	—	2	11	4	3

PLAYOFFS

YEAR GAME	G/GS	TT	UT	AT	SACKS	QB PRS	INT	PD	FF	FR
1988 HOUS	1/1	4	2	2	0	—	0	0	0	1
1988 @ Cinn	1/1	9	5	4	0	—	1	1	0	0
1989 @ Clev		DNP-injured knee								
1990 MIAMI	1/1	4	4	0	0	0	0	0	0	0
1990 RAIDERS	1/1	2	2	0	0	1	1	0	0	0
1990 S.B. XXV	1/1	6	4	2	0	0	0	0	0	0
TOTALS	5/5	25	17	8	0	1	2	1	0	1

61 Leonard Burton

Offensive Line

Ht: 6-3 Wt: 277

College: South Carolina

NFL Experience: 5

How Acquired: D-3, '86

1990 Games Played/Started: IR-Knee

Career Games Played/Started: 58/7

Playoff Games Played/Started: 3/0

Birthdate: 6/18/64

Birthplace: Memphis, TN

Residence: Depew, NY



PRO: A versatile offensive lineman who can play tackle, guard or even center if necessary...played center in college...has the ability to long snap...has been a strong backup throughout his career at Buffalo, but will challenge for a starting role in 1991.

1990: Was penciled in as the starter at RG when he suffered a season-ending knee injury in the second week of training camp.



VETERAN PLAYERS

BURTON, continued

1989: Filled in brilliantly when injuries occurred on the offensive line...blocked on all special teams' kick situations.

1988: A reserve in the opener against the Vikings and became a starter at LT against Miami in Week Two after OG Tim Vogler suffered a knee injury in the opener...took over Will Wolford's slot at LT as Wolford moved back to RG in place of Vogler...was a starter Weeks 2-5 before Vogler returned against the Colts...utilized as Buffalo's extra lineman in short yardage situations...played in all 16 games.

1987: Made 3 starts as a replacement for Will Wolford...had an impressive debut when he was matched up against Rulon Jones part of the time...played nearly 3 quarters the previous week against Washington when Wolford was originally injured.

1986: Made 14 appearances in 14 games in a reserve capacity...play was limited almost exclusively to special teams...sat out season finale against Houston with knee injury...underwent arthroscopic surgery following the season on his right knee.

COLLEGE/PERSONAL: Full name—Leonard Bernard Burton...won 2 letters while playing at the University of South Carolina...started every game at center for the Gamecocks his senior year...was a member of USC's Gator Bowl team as a junior...transferred to South Carolina from Northwest Mississippi JC in Senatobia, MS...won JC All-America honors and helped the Rangers to a national title one season...invited to the Hula and Blue-Gray games following his senior year...played his prep football at Oakhaven HS in Memphis...studied criminal justice in college.

BURTON'S NFL RECORD

YEAR	CLUB	G/GS
1986	Buffalo	14/0
1987	Buffalo	12/3
1988	Buffalo	16/4
1989	Buffalo	16/0
1990	Buffalo	IR-Knee
TOTALS		74/7
	PLAYOFFS	
TOTALS		G/GS - 3/0

58 *Shane Conlan*

Linebacker

Ht: 6-3 Wt: 230

College: Penn State

NFL Experience: 5

How Acquired: D-1, '87

1990 Games Played/Started: 16/16

Career Games Played/Started: 51/49

Playoff Games Played/Started: 5/5

Birthdate: 4/3/64

Birthplace: Frewsburg, NY

Residence: Frewsburg, NY



PRO: Bills made a trade with Houston on draft day in which the 2 clubs exchanged 1st round picks...Bills used that 1st-round choice to select Conlan...was selected to play in the Pro Bowl following the '88, '89 and '90 seasons to match his Rookie-of-the-Year honors in '87...plays exceptionally well against the run and has great instinct.

1990: Was named to the AP All-Pro 2nd Team and UPI All-AFC 2nd Team in addition to being selected to play in his 3rd consecutive Pro Bowl following his first injury-free NFL season...was also selected to the AP NFL Second Team and the UPI All-AFC squad...finished 5th in team tackles with 93...was the Bills' leading tackler in 1990 post-season play with 34 TTs and led the team in tackling in each of the 3 playoff games.

1989: Was off to a great start when a left knee injury against the Broncos in Week 2 kept him on IR for the next 6 weeks...returned to the starting lineup against Indianapolis following his knee injury after being used sparingly the week before at Atlanta...was forced to leave the Seahawk game with an injured ankle and the 49ers game with a mild concussion...turned in a stellar performance in the playoff game at Cleveland by making 11 TTs.

1988: Was selected to play in the Pro Bowl along with being named to 1st Team All-Pro squads by UPI, PFWA, The Sporting News, College and Pro Football Weekly, Football News, Pro Football Weekly and AP All-Pro 2nd Team...finished the season as the Bills' 3rd leading tackler with 84, despite missing 3 games, which the



VETERAN PLAYERS

CONLAN, continued

Bills lost, with a foot injury, which he suffered against the Jets...suffered a deep bruise injury to his right lower leg against Chicago...suffered a mild concussion against Green Bay and missed part of the 1st half, but returned in the 2nd...did not play against Houston in the playoffs because of the foot problem.

1987: Had an outstanding rookie season which he capped by winning a number of all-rookie accolades...finished the season by leading the club with 114 tackles, 33 more than the 2nd place finisher...was the 1st rookie to lead the team in tackles since Shane Nelson did so in 1977...missed the first couple of weeks of training camp before signing 8/2/87...demonstrated his outstanding athletic ability by starting the first 5 games at LOLB and then moving inside when Cornelius Bennett signed...best tackle effort came against Los Angeles when he recorded 14 against the Raiders...was chosen as the Old Spice/NFL Rookie-of-the-Year...the award carried a \$25,000 stipend which he donated along with his \$1,000 as the Buffalo club winner to the Retired New York State Troopers' Helping Hands, a non-profit group which assists terminally ill children and their families.

COLLEGE/PERSONAL: Full name—Shane Patrick Conlan...won consensus All-America honors at Penn State as a senior and helped the Nittany Lions to a 12-0 record and a National Championship...Head Coach Joe Paterno called him the best LB to ever suit up for the school...voted Defensive Player-of-the-Game in the memorable 14-10 victory over Miami in the Fiesta Bowl...his 274 career tackles ranks in a 2nd place tie with John Skorupan (a former member of the Bills 1973-74) on the all-time PSU list...was 2nd team All-America as a junior...had 16 career sacks, 4 FR's and 2 INT's...was defensive MVP as a junior in the Orange Bowl vs. Oklahoma with 9 tackles and a FR...played in Fiesta, Orange and Aloha Bowls...attended Frewsburg Central High School near Jamestown, about 70 miles from Rich Stadium...starred in football and basketball and once played in Rich Stadium in a high school playoff game...was also a fine baseball player (catcher) who attracted some pro interest...represented the Bills' in the 1989 nationally broadcast commercial for Diet Coke...his father is an investigator for the New York State Police...has a degree in administration of justice...wife's name - Caroline.

CONLAN'S DEFENSIVE STATS

YEAR CLUB	G/GS	TT	UT	AT	SACKS	QB PRS	INT	PD	FF	FR
1987 Buffalo	12/11	114	72	42	5	-	0	0	1	0
1988 Buffalo	13/13	84	60	24	15	-	1	3	1	1
1989 Buffalo	10/9	50	37	13	1.0	-	1	4	1	0
1990 Buffalo	16/16	93	72	21	1.0	0	0	4	0	0
TOTALS	51/49	341	241	100	4.0	-	2	11	3	1

ADDITIONAL STATS: Blocked FGs: 1 (1990—@Cleveland).

PLAYOFFS

YEAR GAME	G/GS	TT	UT	AT	SACKS	QB PR.	INT	PD	FF	FR
1988 HOUS	DNP-Foot									
1988 @ Cinn	1/1	4	3	1	0	-	1	0	0	0
1989 @ Clev	1/1	11	8	3	0	1	0	0	0	0
1990 MIAMI	1/1	12	8	4	0	0	0	0	0	0
1990 RAIDERS	1/1	9	6	3	0	1	0	0	0	0
1990 S.BXXV	1/1	13	8	5	0	0	0	0	0	0
TOTALS	5/5	49	33	16	0	3	0	0	0	0

65 John Davis

Offensive Line

Ht: 6-4 Wt: 310

College: Georgia Tech.

NFL Experience: 5

How Acquired: FA (Plan B-1989)

1990 Games Played/Started: 16/15

Career Games Played/Started: 51/15

Playoff Games Played/Started: 6/3

Birthdate: 8/22/65

Birthplace: Ellijay, GA.

Residence: Atlanta, GA.



PRO: Was originally drafted by Houston in the 11th round of the 1987 draft...signed with the Bills 3/6/89 during the league's Plan B program...has the capability of playing any line position and also has the ability to be a long snapper.



VETERAN PLAYERS

J. DAVIS, continued

1990: Became the final piece in the puzzle for the Bills offensive line in 1990 and may have been the most pleasant surprise of the season for head coach Marv Levy...played exceptionally well in his first role as a starter...was a member of the Bills line that allowed the fewest sacks (27) since 1981 (16), not counting the 12 in the '82 strike season...combined with RT Howard Ballard to lead the way for RB Thurman Thomas on many counter series plays...started at RG for all 3 playoff games.

1989: Was used sparingly in a backup role at guard and tackle, but played on all Bills' FG and PAT units.

1988: Played in 13 regular season games and 2 playoff games for the Oilers.

1987: Saw action in 6 games as a rookie, playing primarily on special teams...was placed on IR 12/19/87 with an ankle injury.

COLLEGE/PERSONAL: Full name—John Davis, Jr...a 4-year starter at Georgia Tech., playing tackle as a freshman and junior, and center as a sophomore and senior...was First Team All-ACC choice in senior year and was also selected to various all-america squads as a center...had an outstanding junior year as an all-american tackle, earning such honors as The Sporting News First Team, Football News Second Team and UPI HM All-America honors at tackle...majored in management...attended Gilmer High School in Ellijay, GA...John and his wife, Hester, have one daughter, Olivia Grace.

JOHN DAVIS' NFL RECORD

YEAR	CLUB	G/GS
1987	Houston	6/0
1988	Houston	13/0
1989	Buffalo	16/0
1990	Buffalo	16/15

TOTALS 51/15

PLAYOFFS

TOTALS G/GS - 6/3

23

Kenneth Davis

Running Back

Ht: 5-10 Wt: 209

College: Texas Christian University

NFL Experience: 6

How Acquired: FA (Plan B-1989)

1990 Games Played/Started: 16/0

Career Games Played/Started: 67/21

Playoff Games Played/Started: 4/0

Birthdate: 4/16/62

Birthplace: Temple, TX

Residence: Temple, TX



PRO: Has impressed many experts as Thurman Thomas' backup, giving extra effort on every play he's involved in, including special teams...has a quick, slashing running style...joined the Bills under the NFL's Plan B program in spring of 1989... Originally drafted by the Green Bay Packers (D-2,'86) as their top selection...led the Packers in rushing in 1987 (413 yards) and 1986 (519 yards).

1990: Finished 2nd in rushing for the Bills with 302 yards...rushed for season-high 59 yards at Colts (12/9)...ran exceptionally hard when given the chance and finished the regular season with 5 TDs, scoring a couple of times on sheer determination...offensive line stated after several games how much they enjoyed blocking for Davis because of his enthusiasm to play with 2nd and 3rd efforts in running the ball...tied an NFL play-off record by scoring 3 TDs in championship win over the Raiders.

1989: Was used sparingly as a backup who also had the opportunity to return some kickoffs on special teams duty...finished 3rd for the Bills in rushing with 149 yards...scored his first TD as a Bill on a 17-yard pass from QB Frank Reich in loss at Indianapolis.

1988: Started 1st 7 games of the season for Green Bay before spraining an ankle in the 1st quarter at Minnesota in Week 7...was then placed on IR and remained sidelined for 7 weeks...returned to action in Week 15 and finished out the season in a backup role.

1987: Recorded his finest day as a pro at Detroit (10/25/87), rushing for 129 yards in 23 carries with TD runs of 39 and 28 yards...missed 2 games with a bruised sternum (Bears 11/29 and 49ers 12/6).

1986: Averaged 4.6 yards per attempt as a rookie while becoming the team's leading rusher with 519 yards...recorded the longest run from scrimmage (50 yards)



VETERAN PLAYERS

K. DAVIS, *continued*

permitted all season by the eventual Super Bowl champs Giants...made major contributions on special teams, averaging 19.3 yards for 12 KO returns and recording 7 solos on coverage units.

COLLEGE/PERSONAL: Full name—Kenneth Earl Davis...set TCU single season (1,611 yards in 1984) and career (2,944 yards in 493 attempts) records for rushing...finished 5th in Heisman voting in '84...TCU's first consensus All-American (1984) since Bob Lilly in 1959...earned the nickname "Texas Twister" in Heisman hunt at TCU...1 of 12 children...father of daughter, Danielle Olliniess (10/21/87)...aspires to be a professional pool player after football...Led his Temple, TX, High School team to an unbeaten season and a state title.

ADDITIONAL PLAYOFF STATS: 1990—caught 2 passes for 23 yards, long 19, 0 TD in S.B. XXV.

DAVIS' RUSHING STATS

YEAR	CLUB	G/S	ATT	YDS	AVG	LG	TD
1986	Green Bay	16/6	114	519	4.6	50	0
1987	Green Bay	10/8	109	413	3.8	39t	3
1988	Green Bay	9/7	39	121	3.1	2	1
1989	Buffalo	16/0	29	149	5.1	21	1
1990	Buffalo	16/0	64	302	4.7	47	4
TOTALS		67/21	355	1504	4.2	50	9

DAVIS' RECEIVING STATS

YEAR	CLUB	REC	YDS	AVG	LG	TD
1986	Green Bay	21	142	6.8	1	0
1987	Green Bay	14	110	7.9	3	0
1988	Green Bay	11	81	7.4	1	0
1989	Buffalo	6	92	15.	29	2
1990	Buffalo	9	78	8.7	16	1
TOTALS		61	503	8.3	5	3

DAVIS' KICKOFF RETURNS

TOTALS	NO.	YDS	AVG	LG	TD
	15	283	8.9	35	0

PLAYOFFS

TOTALS	G/GS	ATT	YARDS	AVG	LG	TD
	4/0	12	25	1	6	3

SINGLE GAME HIGHS

MOST ATTEMPTS: 23, GB at Detroit (10/25/87); 16, GB vs. Washington (11/9/86) and GB vs. Denver (9/20/87); 14, GB at Seattle (11/15/87).

MOST YARDS RUSHING: 129, GB at Detroit (10/25/87); 93, GB vs. Washington (11/9/86); 92 GB at Washington (12/20/86).

LONGEST RUN: 50, GB at NY Giants (12/20/86); 47 Buff. at Washington (12/30/90); 39t, GB at Detroit (10/25/87).

MOST RECEPTIONS: 7, GB vs. Washington (11/9/86); 6, GB at NY Giants (12/20/86).

MOST YARDS RECEIVING: 55, Buff. vs. Denver (9/18/89); 45, GB at NY Giants (12/20/86); 35, GB at Detroit (10/25/87).

LONGEST RECEPTION: 35, GB at Detroit (10/25/87); 29, Buff. vs. Denver (9/18/89).

MOST TDs: 3, Buff. vs. LA Raiders (1/20/91 - AFC Champ. Game); 2, GB at Detroit (10/25/87).

45 Dwight Drane

Safety

Ht: 6-2 Wt: 205

College: Oklahoma

NFL Experience: 6

How Acquired: USFL Supp. Draft, '84

1990 Games Played/Started: 12/0

Career Games Played/Started: 68/12

Playoff Games Played/Started: 6/1

Birthdate: 5/6/62

Birthplace: Miami, FL

Residence: Torrance, CA





VETERAN PLAYERS

DRANE, continued

PRO: Has served primarily as a backup at SS since joining the Bills as a FA in 1986, but has played well when called upon in starting roles...played 2 seasons for the LA Express of the USFL before coming to the Bills...Buffalo obtained his rights in the USFL Supplemental Draft in 1984...Bills are 5-0 during past 2 regular seasons when Drane has started.

1990: Dislocated his ankle in Week 3 vs. Jets and was on IR for the next 4 games...was a valuable member of the Bills KO coverage unit, which led the league for the 4th consecutive season in 1990...played on special teams in all 3 playoff games.

1989: Was used in reserve roles for most of the season and on special teams...replaced the injured Leonard Smith in the season finale against the Jets and played well...intercepted the 1st pass of his NFL career against the Colts (10/8)...made the most important start of his career in playoff game against Cleveland, again replacing the injured Smith, and finished as Buffalo's 4th leading tackler of the day with 6.

1988: Was the starter the first 4 games at SS before the acquisition of Leonard Smith...a key member of the Bills' special teams, was credited with 9 tackles...was special teams Player-of-the-Week after 2nd win over Pats.

1987: A left knee injury in training camp forced him to miss the first 2 games of the preseason...was a reserve for the opener against the Jets and suffered a sprained right ankle which kept him out of the following game vs. Houston...moved into starting role ahead of Lawrence Johnson after strike...remained in the starting lineup for the next 5 games before being replaced by Ron Pitts for the final 3 games.

1986: Signed 9/9, 2 days after the opener with the Jets...spent 2 weeks on the inactive list before joining the active roster in Week 4 vs. K.C....moved into starting lineup for the finale at Houston.

1984-85: Spent 2 seasons in the USFL as a member of the LA Express...ranked 2nd on the club his rookie season with 104 tackles as he started 16 of 18 games...had 84 tackles the next season before suffering a fractured vertebrae in his neck against Denver (5/30/85)...had 3 INT's in the USFL, all in his rookie year...originally a territorial pick of the Oklahoma Outlaws before his rights were traded to the Express.

COLLEGE/PERSONAL: Full name—Dwight Drane...was a 3-year starter at Oklahoma...played mostly FS, but did see some action at CB as a senior...played in the Orange, Fiesta and Sun Bowls and also participated in the Blue-Gray game...won Academic All-Big Eight honors and also mentioned on some academic all-american teams...has a degree in business management...attended Central HS in Miami and was a 3-sport standout in football, basketball, and track...won all-state honors in football and track...has been an extra on the HBO series "First and Ten"...Dwight and wife, Vicki Lynn, have a son, Jarrell Taylor (8/31/89).

DRANE'S DEFENSIVE STATS

YEAR CLUB	G/GS	TT	UT	AT	SACKS	INT	PD	FF	FR
1986 Buffalo	13/1	39	30	9	0	0	0	0	0
1987 Buffalo	11/6	30	24	6	0	0	1	0	1
1988 Buffalo	16/4	24	17	7	0	0	0	0	0
1989 Buffalo	16/1	7	6	1	0	1	2	0	0
1990 Buffalo	12/0	5	2	3	0	0	2	0	0
TOTALS	68/12	105	79	26	0	1	5	0	1

ADDITIONAL CAREER STATISTICS: Special Teams Tackles: 1988-9; 1989-11: 1990-7.

PLAYOFFS

	G/GS	TT	UT	AT	SACKS	INT	PD	FF	FR
TOTALS	6/1	9	7	2	0	0	0	0	0

ADDITIONAL PLAYOFF STATISTICS: Special Teams Tackles: 1 @ Cin. (1988).

85

Al Edwards

Wide Receiver

Ht: 5'8 Wt: 171

College: Northwestern Louisiana State

NFL Experience: 2

How Acquired: D-11, '90

1990 Games Played/Started: 14/2

Career Games Played/Started: 14/2

Playoff Games Played/Started: 3/3

Birthdate: 5/18/67

Birthplace: New Orleans, LA

Residence: Kenner, LA





VETERAN PLAYERS

EDWARDS, *continued*

PRO: Was a long shot to make the team, but became a valuable asset his rookie year as an extra WR and a punt and KO returner...was the 292nd player taken in the '90 draft.

1990: Filled in for the injured Don Beebe and started 2 games late in the season...suffered a shoulder injury on a KO return vs. Jets (10/21) and was inactive the next 2 weeks...caught a pass in the Denver game (9/30) and Washington game (12/30)...recorded the longest KO return of his career vs. the Giants (12/15), a 54-yarder, which was also the season long for the Bills.

COLLEGE/PERSONAL: Full name—Albert Edwards, Jr...finished collegiate career with 94 catches for 1,525 yards, 4 TDs and a long of 61...all-american sprinter (1987 400-meter relay) and big-play man for the Demons...was the East Bank HS Offensive MVP as a tailback...3-time all-district DB...industrial technology major.

EDWARDS' RECEIVING STATS

YEAR	CLUB	G/GS	REC	YARDS	AVG	LG	TD
1990	Buffalo	14/2	2	11	5	6	0

EDWARDS' PUNT RETURN STATS

YEAR	CLUB	NO	FC	YARDS	AVG	LG	TD
1990	Buffalo	14	5	92	6.	1	0

EDWARDS' KICKOFF RETURN STATS

YEAR	CLUB	NO	YARDS	AVG	LG	TD
1990	Buffalo	11	256	23.3	4	0

ADDITIONAL STATS: Special Teams Tackles: 1990—9 TTs (KO-4 UTs, 1 AT; PC-1 UT, 3 ATs).

PLAYOFFS RECEIVING

TOTALS	G/GS	REC	YARDS	AVG	LG	TD
	3/0	1	12	12	12	0

PUNT RETURNS

TOTALS	NO	FC	YARDS	AVG	LG	TD
	3	3	29	9.7	17	0

KICKOFF RETURNS

TOTALS	NO	YARDS	AVG	LG	TD
	5	118	2.6	33	0

59

Mitch Frerotte

Offensive Line

Ht: 63 Wt: 285

College: Penn State

NFL Experience: 3

How Acquired: FA '88

1990 Games Played/Started: 16/0

Career Games Played/Started: 28/0

Playoff Games Played/Started: 3/0

Birthdate: 3/30/65

Birthplace: Kittanning, PA

Residence: Kittanning, PA



PRO: A reserve OG who can also play center...one of the most colorful characters in the league who refers to the NFL as a stepping stone for his real goal, the World Wrestling Federation...signed with Buffalo 12/23/88...was the only rookie FA to earn a berth on the Bills' 1988 opening day roster.

1990: Played in all 16 regular season games and 3 playoff games as a blocker on Bills PAT and FG units...also saw action in various games as a backup guard...received national attention the majority of the season when he painted his face with eye black and referred to it as his "Dr. Death face."

1989: Injured his back during practice in training camp and was placed on IR for the remainder of the '89 season...had rejoined the Bills in '89 for his 2nd stint.

1988: Spent the '88 training camp with the Bills, but was waived 8/29/88.

1987: Participated in 12 games as a backup...playing time was limited almost exclusively to special teams, but did see some brief action at guard.

COLLEGE/PERSONAL: Full name—Paul Mitchael Frerotte...was a 2-year starter at guard for Penn State...played DE as a freshman before moving to guard as a sophomore and winning a starting spot...also started as a junior on Penn State's Orange Bowl team which lost to Oklahoma...won all-state honors at Kittanning (PA) HS as a LB and also played basketball...was named defensive captain for the West



VETERAN PLAYERS

FREROTTE, *continued*

squad in the 1983 Big 33 Game...grew up only 20-plus miles away from Jim Kelly in Western Pennsylvania...studied administration of justice at PSU...worked as a prison guard...is interested in a pro wrestling career after football and lists house cleaning as a hobby...wife's name-Toni.

FREROTTE'S NFL RECORD

YEAR	CLUB	G/GS
1987	Buffalo	12/0
1989	Buffalo	Injured Reserve-Back
1990	Buffalo	16/0
TOTALS		28/0

PLAYOFFS

TOTALS	G/GS-3/0
---------------	-----------------

33 *Eddie Fuller*

Running Back

Ht: 5-9 Wt: 201

College: Louisiana State

NFL Experience: 1

How Acquired: D-4,'90

1990 Games Played/Started: 0/0 (IR-Knee)

Career Games Played/Started: 0/0

Playoff Games Played/Started: 0/0

Birthdate: 6/22/68

Birthplace: Leesville, LA

Residence: Baton Rouge, LA



PRO: Had a good training camp as a rookie in 1990, but suffered a knee injury at the beginning of the regular season and was forced to remain on the IR list for the entire season...the injury did not require surgery...Bills coaches were impressed with his quick, slashing style of running and his excellent catching ability out of the back-field...a bright player who picks up game plans well...was the 100th player selected in the 1990 draft.

COLLEGE/PERSONAL: Full name-Eddie Jerome Fuller...gained 1,816 yards on 376 carries in his LSU career with 9 TDs and a long 50 yards...played in the Sugar (1986), Gator (1987) and Hall of Fame (1988) Bowls...earned All-American HM from AP and was a first team All-SEC pick as a junior...led the team in all-purpose running, averaging 96.7 yards per game his senior year...was the 1986 recipient of the Coaches' Scholastic Award, given to the freshman who demonstrates true spirit of academic leadership and performance...a MVP selection by the Louisiana Sports Writers Association his senior year at Leesville (LA) High...Adidas All-American choice as a junior...was a member of the National Honor Society.

35 *Carwell Gardner*

Fullback

Ht: 6-2 Wt: 232

College: Louisville

NFL Experience: 2

How Acquired: D-2,'90

1990 Games Played/Started: 7/0

Career Games Played/Started: 7/0

Playoff Games Played/Started: 2/0

Birthdate: 11/27/66

Birthplace: Louisville, KY

Residence: Louisville, KY



PRO: Has all of the physical tools to become a great FB...was the 42nd player selected in the 1990 draft.

1990: Was activated off IR 11/3 from a right knee injury and saw limited action on offense and special teams...recorded a solo tackle on a KO in Super Bowl XXV.

COLLEGE/PERSONAL: Full name-Carwell Ernest Gardner...prototype FB who made a smooth adjustment to offense after playing DE earlier in his career...went to Louisville from the University of Kentucky, where he earned All-SEC honors in 1987...rushed for 595 yards in 139 carries as a senior with 7 TDs and a long of 44 yards...also caught 46 passes for 614 yards with 5 TDs and a long of 65 yards...made 133 tackles with 7 sacks, 1 INT, 8 PDs, 2 FFs and 2 FRs in 3 years as a DE at



VETERAN PLAYERS

GARDNER, *continued*

KU...transferred from the University of Kentucky, sitting out the 1988 season under NCAA transfer rules...played DT, NT, DE and LB during his 3-year career at Trinity (Louisville) HS...led the squad to the state championship with a 14-0 record as a junior...pre-business major.

GARDNER'S RUSHING STATS

YEAR	CLUB	G/GS	ATT	YARDS	AVG	LG	TD
1990	Buffalo	7/0	15	41	2.7	14	0

ADDITIONAL CAREER STATISTICS: Special Teams Tackles: 1990-4 TTs on KO (2 UTs and 2 ATs).

PLAYOFFS

TOTALS	G/GS	ATT	YARDS	AVG	LG	TD
	2/0	1	23	23.0	2	0

ADDITIONAL PLAYOFF STATISTICS: Special Teams Tackles: 1990-S.B.XXV-1 UT on KO.

99

Hal Garner

Linebacker

Ht: 6-4 Wt: 235

College: Utah State

NFL Experience: 6

How Acquired: D-3B, '85

1990 Games Played/Started: 10/0

Career Games Played/Started: 51/2

Playoff Games Played/Started: 5/0

Birthdate: 1/18/62

Birthplace: New Iberia, LA

Residence: Logan, UT



PRO: An excellent special teams player with good athletic skills...has played a backup role most of his career...Bills obtained the choice used for Garner in a trade with Cleveland in 1985 for the rights to select QB Bernie Kosar in a supplemental draft...was the 65th player selected.

1990: Rejoined the Bills in the middle of training camp...was placed on IR in Weeks 4-7 with a dislocated toe...was inactive at Indianapolis (12/9) and at the Giants (12/15)...finished 8th in special teams tackles with 11 TTs, though he missed 6 games...finished 3rd in special teams tackles during the playoffs with 6...came up with a big game vs. Miami (1/12) in the playoffs by making 4 TTs and causing a fumble on a key KO return late in the game.

1989: Was out for the season with well documented personal problems.

1988: Played in Weeks 1-10, including a start vs. Miami in Week 2...blocked a punt vs. Pittsburgh (9/25)...was placed on the Physically Unable to Perform list and missed Weeks 11-14...returned to play in Weeks 15 and 16 and both playoff games.

1987: Missed the entire campaign after injuring his right knee in the 3rd pre-season game vs. Kansas City which required surgery...spent the year on IR.

1986: Played in 16 games and made 1 start in the final game at Houston...had just 6 TTs and added 6 more as a special teams member.

1985: Made 13 appearances, all in a reserve role...made 7 TTs for the year and also played on the Bills special teams...slowed part of the year with a toe injury which forced him to the IR list for the final 3 weeks of the season...originally suffered the injury against the Colts (10/20).

COLLEGE/PERSONAL: Full name-Hal E. Garner, Jr...was a 3-year starter at LB for Utah State...a 2-time All-PCAA choice and made nearly 300 TTs...recorded 101 as a senior and 86 as a junior...missed the 1981 season after suffering an injury against Utah...played in the Blue-Gray and Senior Bowls...was a high school All-America pick at Logan High where he played DB...his father also played at Utah State...was a psychology major.

GARNER'S DEFENSIVE STATS

YEAR	CLUB	G/GS	TT	UT	AT	SACKS	NT	PD	FF	FR
1985	Buffalo	13/0	7	5	2	0	0	0	0	0
1986	Buffalo	16/1	6	4	2	0	0	2	0	0
1987	Buffalo	Injured Reserve-Knee								
1988	Buffalo	12/1	17	9	8	1	0	0	1	0
1989	Buffalo	Sat out season								
1990	Buffalo	10/0	3	2	1	0.5	0	0	0	0
TOTALS		51/2	33	20	13	1.5	0	2	1	0

ADDITIONAL CAREER STATISTICS: Special Teams Tackles: 39 Total (1985; 1986-6; 1988-17; 1990-11); Blocked Punts: 1 (1988 vs. Pittsburgh).



VETERAN PLAYERS

GARNER, continued

TOTALS	PLAYOFFS							
	G/GS	TT	SPEC	TEAMS-TT	UT	AT	FF	FR
	5/0	0		6	4	2	1	0

7 Gale Gilbert

Quarterback

Ht: 63 Wt: 210

College: California-Berkley

NFL Experience: 5

How Acquired: FA '89

1990 Games Played/Started: 1/0

Career Games Played/Started: 26/2

Playoff Games Played/Started: 0/0

Birthdate: 12/20/61

Birthplace: Red Bluff, CA

Residence: Kirkland, WA



PRO: Signed with the Bills 3/6/89...originally signed with the Seahawks as a FA after the 1985 draft and remained on the roster through 1987...was only the 4th QB to start for the Seahawks behind Jim Zorn, Dave Kreig and Steve Myer...has what most consider to be the strongest arm on the team.

1990: Played in his first regular season game for the Bills at Washington (12/30)...tossed TD strikes of 8 and 15 yards in his first action since 1986...led Buffalo to a TD in his first series against the Redskins...was active for the first time as a Bill vs. the Raiders (10/7)...dressed for all 3 playoff games, but did not play.

1989: Was impressive in preseason play and was being seriously considered as the number 2 QB behind Kelly when cracked ribs in the preseason game with the Saints forced him to the sidelines...was placed on IR following the 1st week of the regular season, but was not activated the rest of the year.

1988: Sat out the entire season.

1987: Spent the entire season on IR with a bad knee.

1986: Saw action in all 16 games as Norm Johnson's holder and played in 5 games at QB with 2 starts, vs. the Jets and Kansas City...saw first action at QB against Denver and completed 4-for-4 passes for 71 yards and Seattle's only TD in a 20-13 loss...made first pro start the next week vs. the Jets and threw for 274 yards (25-of-44), 1 TD and 2 INTs in a 38-7 loss.

1985: Played in 9 games his rookie year as a holder and played in 5 at QB...was 5 of 6, including a 38-yard TD toss to Daryl Turner in his first pro game vs. the Rams in a Monday Night contest...was one of only 2 FAs to make the Seahawks 45-man roster.

COLLEGE/PERSONAL: Full name—Gale Reed Gilbert...a 4-year letterman and 3-year starter at Cal-Berkley...earned 2nd team All-Pac 10 honors in '84...finished his career as the 2nd-leading passer in school history with 6,566 yards...completed 548 of 984 career passes with 32 TDs and 48 INTs...set a school record with 2,769 yards passing as a junior in '83 and passed for 1,693 yards and 6 TDs as a senior...graduated in physical education...attended Red Bluff (CA) HS...He and his wife, Kim, have one son, Garrett (7/1/91).

GILBERT'S PASSING STATS

YEAR	CLUB	G/S	ATT	COMP	YDS	PCT	TD	INT	LG	SACKS
1985	Seattle	9/0	40	19	218	.475	1	2	37	1/9
1986	Seattle	16/2	76	42	485	.553	3	3	38	4/34
1987	Seattle	IR-knee								
1988	Seattle	sat out season								
1989	Buffalo	IR-ribs								
1990	Buffalo	1/0	15	8	106	.533	2	2	23	1/9
TOTALS		26/2	131	69	809	.527	6	7	38	6/52

ADDITIONAL STATS: Rushing Totals: 10 Atts, 12 Yds, 1.2 Avg, 12 LG, 0 TD (1985-7 Att, 4 Yds, 0.6 Avg, 8 LG, 0 TD; 1986-3 Att, 8 Yds, 2.7 Avg, 12 LG, 0 TD; 1990-0 Att).

PLAYOFFS: 1990—Dressed for MIAMI, RAIDERS and S.B.XXV, but did not play.

DID YOU KNOW?

WR Andre Reed and RB Thurman Thomas have scored in the same game 8 times during the regular season and the Bills are 8-0 in those contests.



VETERAN PLAYERS

81 Deval Glover

Wide Receiver

Ht: 6-0 Wt: 184

College: Syracuse

NFL Experience: 1

How Acquired: FA '90

1990 Games Played/Started: 0/0 PUP-leg

Career Games Played/Started: 0/0

Playoff Games Played/Started: 0/0

Birthdate: 9/12/66

Birthplace: Troy, NY

Residence: Orchard Park, NY



PRO: Broke his leg in the Bills 1990 mini-camp and missed the remainder of the season when he was placed on the Physically Unable to Perform list...signed with the Bills 2/15/90 as a FA after spending the 1989 season on Buffalo's Developmental Squad...was Miami's 10-A selection in the 1989 NFL Draft...was released by the Dolphins late in training camp in 1989.

COLLEGE/PERSONAL: Full name—Deval Lavontae Glover...was a 2-year starter and 3-year letterman for Syracuse...finished his collegiate career as the 6th-leading receiver on the school's all-time list with 62 catches for 989 yards and 6 TDs...played in the Sugar and Hall of Fame Bowls...caught 4 passes, 1 for a TD, in 23-10 win over LSU in the Hall of Fame Bowl and 6 receptions, 1 for a TD, in 16-16 tie with Auburn in the Sugar Bowl...was an All-East HM selection by the AP...holds a bachelor of science degree in marketing...prepped at LaSalle Institute in Troy, NY.

93 Odell Haggins

Nose Tackle

Ht: 6-2 Wt: 278

College: Florida State

NFL Experience: 2

How Acquired: FA '91

1990 Games Played/Started: 0/0

Career Games Played/Started: 0/0

Playoff Games Played/Started: 0/0

Birthdate: 2/27/67

Birthplace: Lakeland, FL

Residence: Buffalo, NY



PRO: Was drafted in the 9th round (248th overall) of the 1990 NFL Draft by San Francisco and remained with the club for the season on the practice team...signed with the Bills as a FA 2/14/91.

1990: Was a member of the 49ers Practice Squad for the entire season.

COLLEGE/PERSONAL: Full name—Odell Haggins, Jr...was a 2-time All-South Independent selection and 3-year starter at NT for Florida State...complete FSU stats included 45 games, 278 TTs (136 UTs, 142 ATs), 16.5 sacks, 1 INT and 3 FRs...moved from ILB freshman year...became only 2nd NT in Seminole history to make 100 TTs in a season as a senior...scored a TD on a pass he deflected and then intercepted...underwent knee surgery following his junior year...played football and participated in track at Bartow (FL) High...majored in criminology...wife's name—Karen.

26 Chris Hale

Cornerback

Ht: 5-8 Wt: 165

College: USC

NFL Experience: 3

How Acquired: D-7b, '89

1990 Games Played/Started: 8/0

Career Games Played/Started: 24/0

Playoff Games Played/Started: 1/0

Birthdate: 1/4/66

Birthplace: Monrovia, CA

Residence: Monrovia, CA



PRO: Enters the 1991 season coming back from a torn Achilles tendon injury in 1990...was a long-shot to make the Bills' roster but impressed everyone with his tough man-to-man cover ability and strong tackling, despite his small stature.



VETERAN PLAYERS

HALE, *continued*

1990: Was playing very well on Bills nickel and dime packages when he tore his right Achilles tendon in Week 8 at Cleveland...still finished 9th in special teams tackles with 10, despite missing half the season...had the Bills longest punt return of the season, a 25-yarder, vs. Cleveland (11/4).

1989: Finished the season as the 4th leading special teams tackler with 20 to his credit...had a big game in win over Houston by recording 7 tackles and 1 PD when he replaced the injured Derrick Burroughs...replaced an injured Nate Odomes at Seattle and batted away a would-be TD pass on his 1st play.

COLLEGE/PERSONAL: Full name—Christopher Hale...began his collegiate career as a member of the Nebraska track team...then transferred to Glendale J.C. and played DB... then ended up at USC as a member of the football and track teams...was named HM All-Pac 10 his senior year and USC's Special Teams Player-of-the-Year...finished 4th on the team with 94 tackles and led the squad with 4 INTs and 30 PDs...blocked a FG and picked off a pass with 0:49 remaining to preserve a 24-20 win over Stanford...closed out his collegiate career with 11 tackles against Michigan in the Rose Bowl...moved into the Trojan starting lineup in the 7th game of his junior year...was also HM all-american at Glendale J.C....**TROJAN TRACK**—Placed 3rd in the conference finals his senior year in the long jump (24-2 1/2)...had career bests 24-0 in the long jump and 10.5 in the 100...was the state long jump champion in 1983 (23-8) and 1984 (23-7) from Monrovia HS.

HALE'S DEFENSIVE STATS

YEAR	CLUB	G/GS	TT	UT	AT	SACKS	INT	PD	FF	FR
1989	Buffalo	16/0	9	8	1	0	0	4	0	0
1990	Buffalo	8/0	16	11	5	0	0	1	0	1
TOTALS		24/0	25	19	6	0	0	5	0	1

ADDITIONAL STATS: Special Teams Tackles: 1989—20 TTs (9 UTs, 11 ATs); 1990—10 TTs (3 UTs & 6 ATs on KO, 1 UT on Punt); 2 FRs on Punts.

PLAYOFFS

	G/GS	TT	UT	AT	SACKS	INT	PD	FF	FR	
TOTALS	1/0	made 3 UTs on Special Teams @ Clev. -'89								

27 Clifford Hicks

Defensive Back

Ht: 5-10 Wt: 188

College: Oregon

NFL Experience: 5

How Acquired: FA '90

1990 Games Played/Started: 4/0

Career Games Played/Started: 37/6

Playoff Games Played/Started: 4/0

Birthdate: 8/18/64

Birthplace: San Diego, CA

Residence: San Diego, CA



PRO: Was drafted by the Rams in the 3rd round of the 1987 draft (74th player selected overall) and served as a DB and punt returner for the team until 1990...was hampered by leg injuries for much of his Ram career...signed by the Bills 12/4/90.

1990: Was waived by the Rams in mid-November and signed by the Bills to play the last 4 regular season games and the playoffs...was utilized mainly in nickel and dime defensive packages...made his first INT in a Buffalo uniform vs. Miami (12/23) to kill a Dolphin drive in Bills territory...recorded 1 PD in each of the 3 postseason games.

1989: Started the first 3 games of the season for LeRoy Irvin at CB and responded with 9 TTs, 3 PDs and 1 INT...played the next 6 games as a backup, but returned to a starting role in Weeks 10-12 against the Giants, Phoenix and New Orleans...suffered a right knee injury in the first quarter of the Saints contest and missed the next week vs. Dallas...played the next 3 games in a reserve role before re-injuring the knee in the season finale at New England...was placed on IR 12/28 after undergoing knee surgery.

1988: Missed the first 9 games with a fractured left fibula he suffered in the final exhibition contest at San Diego...saw action in the remaining 8 games as a DB in nickel packages and as a punt returner, replacing Henry Ellard in Week 11.

1987: Recipient of the Carroll Rosenbloom Award as the Rams' Rookie of the Year...intercepted his former collegiate teammate Chris Miller at the goal line to preserve a shutout at Atlanta...was impressive in pro debut by recording an INT in the end zone and accounting for 109 yards in KO returns in the Rams' win over Denver in the American Bowl in London...separated his shoulder and missed the



VETERAN PLAYERS

HICKS, continued

final 3 preseason games and season opener.

COLLEGE/PERSONAL: Full name—Clifford Wendell Hicks, Jr.—played CB 2 years at Oregon after transferring from San Diego Mesa Community College...finished 3rd in Pac-10 with 16 punt returns for 217 yards with a 13.6 average his senior year for the Ducks...earned All-CIF honors in football at Kearney High School.

HICKS' DEFENSIVE STATS

YEAR	CLUB	G/GS	TT	UT	AT	SACKS	INT	PD	FF	FR
1987	Rams	11/0	10	9	1	0	1	0	0	0
1988	Rams	7/0	1	1	0	0	0	5	0	0
1989	Rams	15/6	22	18	4	0	2	4	0	0
1990	Buffalo	4/0	14	11	3	1	1	7	0	0
TOTALS		37/6	47	39	8	1	4	16	0	0

HICKS' PUNT RETURNS STATS

YEAR	CLUB	NO	FC	YARDS	AVG	LG	TD
1987	Rams	13	1	110	8.5	8	0
1988	Rams	25	0	144	5.8	1	0
1989	Rams	4	3	39	9.8	15	0
1990	Buffalo	0	0	0	0.0	0	0
TOTALS		42	4	293	7.0	2	0

ADDITIONAL CAREER STATISTICS: Kickoff Returns: 4 for 119 yards, 29.8 avg., 53 LG, 0 TD (all in 1987); Special Teams Tackles: 15 (9 in '87, 2 in '88, 4 in '89).

PLAYOFFS

	G/GS	TT	UT	AT	SACKS	INT	PD	FF	FR
TOTALS	4/0	3	3	0	0	0	3	0	0

ADDITIONAL PLAYOFF STATISTICS: Punt Returns—4 for 46 yards, 11.5 avg., 32 LG, 0 TD, 0 FC (all in 1988); Special Teams Tackles—2 (2 UTs on KOs vs. Raiders, 1990).

67 Kent Hull

Center

Ht: 6-5 Wt: 275

College: Mississippi State

NFL Experience: 6

How Acquired: FA, '86

1990 Games Played/Started: 16/16

Career Games Played/Started: 76/76

Playoff Games Played/Started: 6/6

Birthdate: 1/13/61

Birthplace: Ponotoc, MS

Residence: Greenwood, MS



PRO: One of the premier centers in the NFL having appeared in his 3rd consecutive Pro Bowl following last year's Super Bowl...anchors what some experts called the best offensive line in pro football in 1990...joined the Bills as a FA just prior to the start of the 1986 season and has been the starter at the center position since that time...spent 3 years in the USFL with New Jersey prior to coming to the Bills...was a 7th-round draft choice of the Generals in '83...an image of durability who not missed an offensive snap in 7 pro seasons.

1990: Had another outstanding season, despite playing the last few regular season and playoff games with a broken index finger on his snapping hand...was selected to the All-Pro First Teams by AP, PFWA, Pro Football Weekly, The Sporting News, NEA, College and Pro Football Weekly, Football Digest and SI's Dr. Z...was also selected to the All-AFC First Team by UPI and Football News...was instrumental in not allowing the Colts (9/9), Raiders (10/7) or Eagles (12/2) to sack QB Jim Kelly...helped clear the way for RB Thurman Thomas' five 100-yard games...was taken out of the Colts game (12/9) in the fourth quarter as a gesture for a job well done, marking the first time he did not play center on a regular offensive play since his days in the USFL.

1989: Was selected to the UPI All-AFC squad, College and Pro Football Newsweekly All-Pro team, The Sporting News NFL All-Pro team, Pro Football Weekly's All-Pro team and AP's All-Pro Second Team...went the entire season without a single bad snap to the QBs...recorded his 50th consecutive NFL start in Patriots game (10/1).

1988: Was elected to the Pro Bowl as a reserve center, the first time a Buffalo offensive lineman was so honored since Joe DeLamielleure held the distinction in 1979...also was named to the 1st team UPI All-AFC squad and 2nd team AP All-Pro unit.



VETERAN PLAYERS

HULL, *continued*

1987: Took every snap with the Bills' offense and continued his development as one of the finest centers in the AFC.

1986: Signed with the Bills in the middle of training camp after being pursued as a FA by 9 clubs...moved into the starting lineup at center for the 3rd preseason game, just 5 days after signing, and remained there since that time.

1983-85: Starting center for the New Jersey Generals (USFL) and played every offensive play during that time...his play was one of the big reasons the club had 2 backs—Herschel Walker and Maurice Carthon—go over 1,000 yds. apiece in '84.

COLLEGE/PERSONAL: Full name—James Kent Hull...was a 4-year starter at Mississippi St...played in the Sun and Hall of Fame Bowls...played in the Blue-Gray game...chose MSU in part because his father, Charles, played basketball at the school, which is 80 miles from Kent's home...Charles is the state of Mississippi's Director of Agriculture...has a 350-acre farm in Greenwood, MS with his father where he raises brood cows...attended Greenwood High and won all-state mention in both football and basketball...has a degree in business administration from MSU...Kent and his wife, Kay, have a son, Drew, and a daughter, Ellen (2/15/90).

HULL'S NFL RECORD

YEAR	CLUB	G/GS
1986	Buffalo	16/16
1987	Buffalo	12/12
1988	Buffalo	16/16
1989	Buffalo	16/16
1990	Buffalo	16/16
TOTALS		76/76

PLAYOFFS

TOTALS	G/GS-6/6
---------------	-----------------

47 Kirby Jackson

Cornerback

Ht: 5-10 Wt: 180

College: Mississippi State

NFL Experience: 5

How Acquired: FA, '87

1989 Games Played/Started: 12/11

Career Games Played/Started: 39/27

Playoff Games Played/Started: 6/4

Birthdate: 2/2/65

Birthplace: Sturgis, MS

Residence: Starkville, MS



PRO: Took over the starting LCB role when Derrick Burroughs suffered a career-ending neck injury with 13 games remaining in the '89 season and has been the starter since that time...signed with the Bills as a FA in late November of '87, but was not active for any of the final 5 games...a 5th round pick of the Jets in '87...also spent time with the Rams, playing in 5 games.

1990: Led the team in INTs (3) in an injury-plagued season that kept him out of 5 games...suffered a hamstring pull against the Browns (11/4)...then injured his knee the following week vs. the Cardinals (11/11)...was inactive the next week vs. the Patriots (11/18) and played only 1 series in the Oiler game (11/26)...was used sparingly against the Eagles (12/2) because of a sore hamstring and then pulled the next week while making an INT against the the Colts (12/9)...was placed on IR 12/14 and remained on the list until the beginning of the playoffs, where he started all 3 games.

1989: Came in on nickel and dime situations in the season opener in Miami and was then on the inactive list for the next 2 games with a hamstring injury...returned to action in Week 4 against New England, but played as a starter for the injured Burroughs instead of a backup role and special teamers...had the best day of his career against Miami (10/29) when he made 5 tackles and 2 INTs, including one he returned 40 yards for a TD.

1988: Started the season on IR (8/17) with a hamstring injury, but was activated in Week 9 against Green Bay...played the remainder of the season in a reserve role, recording 7 tackles.

1987: Went to training camp with the Jets and was with the club until the final roster cut to 45 when he was waived...signed with the Rams for the replacement games in late September and then played in 5 games for the club, including 3 starts



VETERAN PLAYERS

JACKSON, *continued*

at CB for its replacement team...scored his first pro TD when he recovered a blocked punt in the end zone against Pittsburgh...waived in mid-November by the Rams and signed with Buffalo 10 days later...spent the last portion of the year on Buffalo's inactive list.

COLLEGE/PERSONAL: Full name—Kirby Jackson...was a 3-year starter at CB at Mississippi State...contributed 196 tackles and 5 INT's for the Bulldogs...attended Sturgis High in Sturgis, MS, before graduating from MSU with a degree in accounting...was a QB and DB in high school...won all-state honors as a senior.

JACKSON'S DEFENSIVE STATS

YEAR	CLUB	G/GS	TT	UT	AT	SACKS	INT	PD	FF	FR
1987	Rams	5/3	14	12	2	0	1	2	0	1*
1988	Buffalo	8/0	77	7	0	0	0	2	0	0
1989	Buffalo	14/13	37	34	3	0	2^	10	0	1
1990	Buffalo	12/11	27	22	5	0	3	12	0	0
TOTALS		39/27	85	75	10	0	6	26	0	2

^1 INT was returned 40 yds for TD vs. Miami (10/29/89)

*FR was for TD with Rams vs. Pitts.

ADDITIONAL CAREER STATISTICS: Special Teams Tackles: 6 TTs

Total—1987-2 TTs (1 UT, 1 AT); 1988-4 TTs (1 UT, 3 ATs).

PLAYOFFS

	G/GS	TT	UT	AT	SACKS	INT	PD	FF	FR
TOTALS	6/4	17	11	6	1	0	3	0	0

ADDITIONAL PLAYOFF STATISTICS: Special Teams Tackles: 2 TTs Total

(1988—2 ATs vs. Cinn.)

12

Jim Kelly

Quarterback

Ht: 6-3 Wt: 218

College: Miami (FL)

NFL Experience: 6

How Acquired: D-1B, '83

1990 Games Played/Started: 14/14

Career Games Played/Started: 71/71

Playoff Games Played/Started: 6/6

Birthdate: 2/14/60

Birthplace: Pittsburgh, PA

Residence: Orchard Park, NY



PRO: The prototype NFL quarterback who has good size, a strong and accurate arm, "football sense", fine leadership qualities and a competitive spirit second to none...originally drafted by the Bills with their 2nd pick in the 1st round in the 1983 draft, but signed with the USFL and played 2 seasons with the Houston Gamblers before coming to the Buffalo just prior to the start of the 1986 season...signed on 8/19/86...was the 3rd of 6 QB's taken in the 1st round in the '83 NFL draft...the Bills obtained the choice used to select Kelly in a trade with Cleveland for Tom Cousineau in '82...was the 500th player the Bills ever drafted...signed a 6-year contract in 1990.

1990: Climbed into the status of the NFL's elite QBs with a season full of accolades and milestones...was chosen as the Washington Touchdown Club's NFL Player-of-the-Year, the National Quarterback Club's Professional Quarterback-of-the-Year and the winner of the 1990 John Mackey Award as the top rated quarterback (101.2) of the year in addition to being selected to the UPI All-AFC 2nd team and SI's Dr. Z's All-Pro team...made his 2nd trip (first was in '87, but did not play) to the Pro Bowl a memorable one by being voted the game's MVP...posted a 101.3 QB rating for the season (highest in the NFL in '90) and became only the 5th QB to maintain a rating over 100 since the 1973 ratings format was implemented (Stabler-103.7 in '76, Jones-102.6 in '76, Marino-108.9 in '84 and Montana-102.9 in '84, 102.1 in '87 and 112.4 in '89)...set a new club single season completion percentage mark of 63.3, breaking his own record of 59.7 in 1987...moved into 2nd place ahead of Jack Kemp on Bills' all-time career passing completions and yardage lists...gave the Bills a 14-10 halftime lead against the Giants (12/15) before he was forced to leave the game just prior to the intermission with partial tears in both the medial collateral ligament and the cartilage behind the knee...missed the final 2 regular season games (Miami and Washington), but proved his toughness by returning to the starting lineup in the Bills first playoff game (vs. Miami) and led Buffalo to 2 very impressive playoff victories en route to Super Bowl XXV...became the franchise's all-



VETERAN PLAYERS

KELLY, continued

time leading postseason QB along the way by setting new standards in every passing category, except longest completion...eclipsed the AFC Championship game completion percentage record of 70.8 (17 of 24), held, ironically, by Jim Plunkett of the Raiders against Seattle in '83 by completing 73.9% of his passes (17 of 23) against the Silver and Black (1/20/91)...has really showcased his value by turning in outstanding performances in the big games and has now thrown for at least 300 yards in 3 of the last 4 postseason games.

1989: Highlighted the season with one of the most dramatic comebacks in Bills' history by diving into the end zone for the winning TD on the final play of the season opener at Miami to give Buffalo a 27-24 victory...was rated 3rd in the AFC (6th in NFL) in passing with a 86.2 mark (behind Cincinnati's Esiason and Houston's Moon)...threw 5 TD passes in Houston game to tie a Bills' record and tie Esiason for most in one game in the AFC in '89...was named AFC Player-of-the-Week in Weeks 1 and 3, marking the 2nd time in his NFL career that he was recognized with the honor twice in 1 season...was also selected as the AFC Player-of-the-Month for September...recorded 25 TD passes in 1989, the 2nd most in team history to Joe Ferguson's 26 in 1983...suffered a separated left shoulder in Week 5 at Indianapolis when Colts' DE Jon Hand landed on him as he threw a TD pass...missed the next 3 games (Rams' game was the 1st NFL game of his career that he did not play in) before returning in the Atlanta game to record his best completion percentage (77.3) of his career...had most yards per attempt in AFC with 8.01...his 25-yard pass to Ronnie Harmon in Jets game (12/23) was 500th TD pass in club history...broke several Bills' playoff records at Cleveland...his 4 TD passes against the Browns tied him with 10 others for the NFL playoff record and set a new Bills' mark...the 72-yard TD strike to Andre Reed was the 2nd longest in Bills' history...his 405 yards passing was the most for a single game in his career (also set a Bills' playoff record)...28 completions vs. Cleveland set a club playoff record and was the 2nd best effort of his career.

1988: His 269 completions during the regular season ranked 3rd best in club history...rallied Buffalo from a 17-0 deficit in first half to a 34-23 win over the Colts in Week 6 with a 315-yard and 3 TD effort...suffered a right shoulder injury late in the season that caused him to miss the Pro Bowl, though he was selected as an alternate.

1987: Was selected to play in his first Pro Bowl...twice named the AFC Offensive Player-of-the-Week (Week 2 vs. Houston, Week 7 @ Miami)...had a streak of 141 passes without an INT late in the year before New England's Fred Marion ended it with a theft in the 4th quarter at Buffalo in December...also had TD passes in 18 straight Bills games before that ended against New England...his TD streak was best in the NFL at the time.

1986: Completed a Bills' record 285 passes (breaking Joe Ferguson's mark of 281 in 1983) in 480 attempts...missed most of the club's training camp after signing in mid-August...played in just 1 preseason game vs. Bears before making initial NFL start against Jets in opener...his 3,593 yds. was 2nd best in Buffalo history...had a string of 104 passes without an INT...missed parts of 3 games with minor injuries.

1984-85: Record-setting member of the Houston Gamblers...completed 713 of 1,154 passes (63.3%) for 9,842 yds...tossed 83 TD's with 45 INT's...also rushed 113 times for 663 yards and 6 TD's...was sacked 110 times for 697 yds. lost...had 16 300-yard games and went over 400 yards 3 times...his best effort was against the LA Express in the '85 season opener when he was 35 of 54 for 574 yards and 5 TD's...the Gamblers were 22-10 in games Kelly started in the regular season and he failed to throw at least 1 TD pass in just 1 game...was the league's MVP in '84 when he set a USFL mark of 5,219 passing yards and 44 TD's...twice named All-USFL.

COLLEGE/PERSONAL: Full name—James Edward Kelly...a standout at the University of Miami where he helped lead a resurgence in Hurricane football fortunes...helped the 'Canes to a Peach Bowl berth in 1980 and finished his career with 406 completions in 646 attempts (62.8%) for 5,233 yards...had 32 TD's...set several school records that were later broken by 2 of his UM teammates—Bernie Kosar and Vinny Testaverde...missed much of his senior year with a shoulder separation which he suffered vs. Virginia Tech in the 3rd week of the season...was a Heisman Trophy candidate that year after a superb junior year in which he completed 168 of 286 passes for 2,403 yards and 14 TD's in leading UM to a 9-2 record...was the 10th rated passer in the NCAA as a junior and was chosen as the ABC-TV/Chevrolet Offensive Player-of-the-Game 3 times that season...one of those times came in Miami's 17-14 victory over Penn State, which ranked the 'Canes first in the country...played for coach Howard Schnellenberger, but was recruited to the school by former Bills' head coach Lou Saban...Earl Morrall was one of the QB coaches during part of his Miami career...was a prep standout at East Brady (PA) HS where he won all-state honors after passing for 3,915 yards and 44 TD's in his career...played in the Big 33 game following his senior year...also starred on defense and was heavily recruited as a LB



VETERAN PLAYERS

KELLY, continued

by Penn St. Coach Joe Paterno...helped East Brady to the basketball state semifinals as a senior and averaged 23 points and 20 rebounds...scored over 1,000 pts. in his career and had 6 30-point games...is a former national semifinalist in the Punt, Pass and Kick competition (10-year old)...holds a degree in business management...one of his brothers, Pat, played with the Colts, Lions and Birmingham in the WFL while 3 other brothers also played collegiately...has a radio show locally and is also the host of the "Jim Kelly" television show...has made appearances on the David Letterman Show and Oprah Winfrey Show in the past...was honored as the Leukemia Society Man of the Year in 1991...started his own celebrity golf tournament in the Buffalo area in 1987 to benefit local charities and raised over \$100,000 last year at the event...his Jim Kelly End Zone Club was also founded in 1987 to benefit local charities...served as the Bills' spokesman in the 1989 United Way television spot...his "Kelly for Kids Foundation" has raised more than half a million dollars for Western New York charities since 1986...the proceeds from his "Kelly's Heroes" poster went to Western New York United Against Drugs and Alcohol Abuse...appeared as a witness before the U.S. Senate Investigation Hearing in the spring of '91 in efforts to combat fraud and abuse in the insurance industry.

KELLY'S PASSING STATS

YEAR	G/GS	ATT	COMP	YDS	PCT	TD	INT	LG	SACKS
1986	16/16	480	285	3593	59.4	22	17	84t	43-330
1987	12/12	419	250	2798	59.7	19	11	47	27-239
1988	16/16	452	269	3380	59.5	15	17	66t	30-229
1989	13/13	391	228	3130	58.3	25	18	78t	30-216
1990	14/14	346	219	2829	63.3	24	9	71t	20-158

TOTALS 71/71 2,088 1,251 15,730 59.9 105 72 84t 150-1,172

KELLY'S RUSHING STATS

YEAR	ATT	YDS	AVG	TD	LG
1986	41	199	4.9	0	20
1987	29	133	4.6	0	24
1988	35	154	4.4	0	20
1989	29	137	4.7	2	19
1990	13	72	5.5	0	16

TOTALS 147 695 4.7 2 24

ADDITIONAL CAREER STATISTICS: Caught one pass for 35 yds. from Robb Riddick vs. Denver, 11/8/87.

PLAYOFFS

YEAR	GAME	G/GS	ATT	COMP	YDS	PCT	TD	INT	LG	SACKS
1988	HOUS	1/1	33	19	244	57.6	0	1	5	1-7
1988	@ Cinn	1/1	30	14	163	46.7	1	3	26	3-27
1989	@ Clev	1/1	54	28	405	51.9	4	2	72t	1-1
1990	MIAMI	1/1	29	19	339	65.5	3	1	44	0-0
1990	RAIDERS	1/1	23	17	300	73.9	2	1	4	0-0
1990	SB XXV	1/1	30	18	212	60.0	0	0	61	1-7

TOTALS 6/6 199 115 1,663 57.8 10 8 72t 6-42

SINGLE GAME HIGHS

MOST PASSING ATTEMPTS—44 vs. Denver, 9/18/89; 43 vs. Washington, 11/1/87; 43 vs. Houston, 9/20/87; 42 at San Francisco 12/17/89; 42 vs. New York Jets, 9/13/87; 41 at New England 11/19/89.

MOST COMPLETIONS—29 at Miami, 10/25/87; 29 at Tampa Bay, 11/2/86; 28 vs. Indianapolis, 9/9/90; 28 vs. Denver, 9/18/89; 26 at San Francisco 12/17/89; 26 vs. Denver 9/18/89; 26 vs. Houston, 9/20/87; 25 3 times

MOST YARDS PASSING—363 at Houston 9/24/89; 359 at Miami, 10/25/87; 356 at New England 11/19/89; 342 at Tampa Bay, 11/2/86; 334 vs. Philadelphia, 12/2/90; 315 3 times.

MOST TD PASSES—5 at Houston, 9/24/89; 4 vs. Phoenix, 11/11/90; 4 vs. Jets, 10/21/90; 3 9 times.

HIGHEST COMPLETION PERCENTAGE—77.3 at Atlanta 11/5/89; 75.7 vs. Indianapolis, 9/9/90; 74.4 at Miami, 10/25/87; 74.4 at Tampa Bay, 11/2/86; 73.6 at Cleveland, 11/4/90; 71.4 3 times

LONGEST PASS PLAYS—84t yards to Chris Burkett at Cincinnati, 9/14/86; 78t to Andre Reed at Houston 9/24/89; 74t to Thurman Thomas vs. New England 10/1/89; 75t yards to Chris Burkett vs. Cleveland, 12/7/86; 71 yards to James Lofton vs. Philadelphia, 12/2/90; 70 yards to Chris Burkett vs. Indianapolis, 12/14/86.



VETERAN PLAYERS

KELLY, SINGLE GAME HIGHS *continued*

MOST RUSHING ATTEMPTS—6 vs. Denver, 11/8/87; 6 vs. Cleveland, 12/7/86; 5 at Tampa Bay, 11/2/86; 5 vs. Minnesota, 9/4/88; 4 6 times.

MOST RUSHING YARDS—42 at Cleveland, 11/15/87; 42 at Tampa Bay, 11/2/86; 30 at Jets, 10/5/86; 29 vs. New England, 10/26/86; 27 vs. New England, 10/23/88.

LONGEST RUN—24 at Cleveland, 11/15/87; 20 at Tampa Bay, 11/2/86; 20 vs. Miami, 9/11/88; 19 vs. New England, 12/20/87; 18 at Jets, 10/5/86; 18 vs. Miami, 11/16/86; 17 vs. Jets, 11/20/88.

MOST SACKS—6 at New England, 11/23/86; 6 at Houston, 12/21/86; 6 at Chicago, 10/2/88; 5 vs. New England, 12/20/87; 5 vs. Houston, 9/20/87; 5 vs. New England, 10/26/86.

KELLY COMEBACKS

The Bills made the following comebacks (all inside 2 minutes) with Jim Kelly at QB:

DATE	BILLS VICTORY	WINNING PLAY	TIME LEFT
9/30/87	34-30 over Houston	Kelly 10-yd TD pass to Harmon	0:57
10/25/87	34-31 over Miami	Norwood 27-yd FG in OT	10:52 in OT
9/18/88	16-14 over New England	Norwood 41-yd FG	0:11
10/23/88	23-20 over New England	Norwood 33-yd FG	0:13
11/20/88	9-6 over Jets	Norwood 30-yd FG in OT	10:13 in OT
9/10/89	27-24 over Miami	Kelly 2-yd TD run	0:00
9/24/89	47-41 over Houston	Kelly 28-yd TD pass to Reed	6:18 in OT
10/21/90	30-27 over Jets	Kelly 14-yd TD pass to Mueller	0:19

1990 GAME-BY-GAME PASSING

DATE	OPPONENT	ATT	COMP	YDS	PCT	TD	INT	LG	SACKS
Sept. 9	INDIANAPOLIS	37	28	283	75.7	1	0	25	0-0
Sept. 16	at Miami	23	14	140	60.8	0	1	22	2-13
Sept. 24	at Jets	26	16	174	61.5	2	1	43	2-15
Sept. 30	DENVER	34	18	167	52.9	0	1	21	4-34
Oct. 7	RAIDERS	21	13	182	61.9	3	2	42t	0-0
Oct. 14	BYE								
Oct. 21	JETS	32	19	297	59.3	4	1	60t	2-21
Oct. 28	at New England	20	14	208	70.0	1	0	52	2-16
Nov. 4	at Cleveland	19	14	200	73.6	1	0	43	1-8
Nov. 11	PHOENIX	16	11	165	68.7	4	1	49	2-16
Nov. 18	NEW ENGLAND	15	5	79	33.3	0	0	31	1-11
Nov. 26	at Houston	34	23	224	67.6	2	1	39	2-14
Dec. 2	PHILADELPHIA	32	19	334	55.8	3	1	71	0-0
Dec. 9	at Indianapolis	26	18	261	69.2	2	0	63	2-14
Dec. 15	at Giants	11	7	115	63.6	1	0	48	0-0
Dec. 23	MIAMI	DNP—knee							
Dec. 30	at Washington	DNP—knee							
TOTALS		346	219	2,829	63.3	24	9	71	20-158

38

Mark Kelso

Free Safety

Ht: 5-11 Wt: 185

College: William & Mary

NFL Experience: 6

How Acquired: FA '86

1990 Games Played/Started: 6/5

Career Games Played/Started: 53/49

Playoff Games Played/Started: 6/6

Birthdate: 7/23/63

Birthplace: Pittsburgh, PA

Residence: West Seneca, NY



PRO: Was the leading interceptor for the Bills (1987-89) and is the leading pick-off artist in Buffalo playoff history with 4...joined the Bills as a FA in the winter of 1986 and won a berth on the roster with a strong training camp...originally drafted in the 10th round of the 1985 draft by the Eagles and remained until the club reduced its roster to 50...was named to the 1988 AP HM All-Pro team and Sports Illustrated's 1st team All-Pro...has picked off 2 passes in a game 3 times...is tied with Tom Janik for 8th place (21 INTs) on Buffalo's all-time interceptors list...became the 1st player in the NFL to wear a "gazoo" helmet, a protective foam covering over the actual helmet, in order to prevent concussions.



VETERAN PLAYERS

KELSO, continued

1990: Managed to tie for 2nd most INTs for Buffalo (2), though he missed 10 games when he dislocated and broke a bone in his left ankle making an INT to seal a Bills win vs. the Raiders (10/7)...was taken off IR 12/4 and then dressed, but did not play against the Giants (12/15) and Dolphins (12/23)...picked off his 20th career INT vs. the Colts (9/9)...made 1 INT in the playoffs against Miami (1/12) and the Raiders (1/20)...was one of 3 finalists for the Travelers NFL Man of the Year Award and the NFLPA's Byron "Whizzer" White Humanitarian Award...was also honored as one of 8 winners of the Buffalo News Citizen of the Year Award for 1991...continued with his contributions to Roswell Park Cancer Institute.

1989: Led the team in INTs for the 3rd consecutive year with 6, which tied for 4th in the NFL...had a great day in win over the Oilers by returning a blocked FG 76 yards for a TD on the final play of the 1st half...hit the century mark for career tackles vs. Patriots (10/1)...suffered 2 concussions during the season before utilizing the "gazoo" helmet for the first time...teamed up with Bills' LB Scott Radeccic to donate over \$20,000 to Roswell Park Cancer Institute for INTs, FR and tackles made during the season.

1988: 7 INT's tied for 2nd in AFC with 3 others...made the 5th longest scoring return in Bills' history when he picked off Green Bay's Don Majkowski's pass and carried it back 78 yds. for the score...won AFC Defensive Player-of-the-Week honors for his play against Pitts...missed parts of a couple of games with concussions...team-mates voted him the winner of the Patrick J. McGroder, Jr. Award as the most inspirational member of the Bills in 1988...truly one of the real gentlemen in the NFL who, with Radeccic, helped raise over \$40,000 for Roswell Park Cancer Institute, Buffalo's nationally-known cancer research and treatment center.

1987: Tied for AFC INT lead with 6 (with Indianapolis' Mike Pryor and Houston's Keith Bostic) in his 1st season as a starter at FS...had his 1st pro INT vs. the Jets...scored his 1st pro TD when he picked up a Kevin Mack fumble and ran 56 yds. for a score at Cleveland (11/15).

1986: Played in just 3 games before suffering an injured left knee in Week 3 against St. Louis...was placed on IR and remained there the rest of the year...had been primarily a special teams player and was credited with 1 tackle as a safety and 5 more on special teams.

COLLEGE/PERSONAL: Full name--Mark Allen Kelso...started for 4 yrs. at William & Mary...set a school record of 20 INT's...HM All-America as a senior and also 1st team Academic All-America that year after winning 2nd team honors as a junior...voted top defensive player in Virginia from 1982-84...had over 100 tackles each year with the exception of his senior year when he missed 4 games with a knee injury...was a high school standout at North Hills High in Pittsburgh...had a 3.5 grade point avg. and won an NCAA postgraduate scholarship...holds a degree in business management...is very active in Buffalo charities, most notable is his work with Roswell Park Cancer Institute, Goals for Youth and Athletes in Action...Mark and his wife, Robin, have a daughter, Chelsey (12/27/88).

KELSO'S DEFENSIVE STATS

YEAR	CLUB	G/GS	TT	UT	AT	SACKS	INT	PD	FF	FR
1986	Buffalo	3/0	1	0	1	0	0	-	0	0
1987	Buffalo	12/12	69	42	27	0	6	-	0	1*
1988	Buffalo	16/16	72	48	24	0	7*	-	1	7
1989	Buffalo	16/16	53	43	10	0	6	-	0	2
1990	Buffalo	6/5	19	10	9	0	2	3	0	0
TOTALS		53/49	214	143	71	0	21	-	1	10

*Returned 1 INT for a 78-yard TD vs. Green Bay

ADDITIONAL CAREER STATISTICS: Special Teams Tackles: 1986-5.

PLAYOFFS

YEAR	GAME	G/GS	TT	UT	AT	SACKS	INT	PD	FF	FR
1988	HOUSTON	1/1	3	2	1	0	1	1	0	0
1988	@Cincinnati	1/1	3	2	1	0	1	2	0	0
1989	@Cleveland	1/1	5	2	3	0	0	0	0	1
1990	MIAMI	1/1	4	1	3	0	1	2	0	0
1990	RAIDERS	1/1	1	1	0	0	1	1	0	0
1990	S.B.XXV	1/1	5	3	2	0	0	0	0	0
TOTALS		6/6	21	11	10	0	4	6	0	1



VETERAN PLAYERS

63

Adam Lingner

Center

Ht: 6-4 Wt: 263

College: Illinois

NFL Experience: 9

How Acquired: FA (Plan B-1989)

1990 Games Played/Started: 16/0

Career Games Played/Started: 120/1

Playoff Games Played/Started: 4/0

Birthdate: 11/2/60

Birthplace: Indianapolis, IN

Residence: Schaumburg, IL



PRO: An excellent long-snapper who has proven he is nearly flawless, even in the tough and tricky Buffalo weather...was resigned by the Bills 3/25/89 through the Plan B program...had been waived 8/21/88 and was immediately claimed by Kansas City, playing all 16 games for the Chiefs in '88...originally selected in the 9th round (231st choice) by the Chiefs in the '83 draft...spent 3 years with the Chiefs and part of a 4th when waived by K.C....briefly joined New England (active for 1 game but did not play) before being waived...signed as a FA with Denver (5/87) and was waived near the end of the preseason.

1990: Had another error-less season of snapping in FG and punt situations, including the playoffs when he snapped perfectly despite two badly swollen fingers on his snapping hand from a hyperextension injury.

1989: Was a picture of consistency again in '89...had only one bad snap all season and that came in the snow and ice at Rich Stadium against New Orleans (12/10).

1988: Was waived by the Bills late in the preseason and signed with his original team, the Chiefs...played in all 16 games as K.C.'s long snapper.

1987: Joined the Bills as a FA in late August and ended up appearing in all 12 games and was the regular snapper on all kicks in those games...did not have a bad snap all year...also starred on some special teams units and contributed 5 tackles...his recovery of a Scott Schwede's fumble on a punt return helped set up a tying TD in a comeback win over Miami.

1986: Played in all 12 games for the Chiefs before being waived 11/24...handled all the club's long snapping in those games...signed with New England as a FA and was active for 1 game (New Orleans), but did not play.

1985: Appeared in all 16 games as a reserve center and long snapper...did see extensive duty in games against Miami and Houston when center Bob Rush was sidelined with injuries...had 11 kicking team tackles.

1984: Played in all 16 games and did all long snapping...played almost 3 quarters of the Seattle game in Week 15 when Rush was out with an injury...his snapping ability played a role in helping punter Jim Arnold to lead the AFC in his specialty...made 8 tackles on special teams.

1983: Made appearances in all 16 games as a rookie...saw extensive action in final 4 weeks of the season while filling in for Rush, who was out with an ankle problem...made his only NFL start in Week 15 vs. San Diego...had 8 kicking team tackles...was the Chief's lowest-round draft choice to make the team.

COLLEGE/PERSONAL: Full name—Adam James Lingner...had his own radio show on the Bills flagship station, WGR-AM, in 1990...has started a modeling career outside of football that includes shots in Sears Big and Tall catalog...won 4 letters as a center and deep snapper at the University of Illinois...was a reserve his first 3 seasons before taking over as the starter as a senior...the Illini won a Liberty Bowl berth his final season, but lost to Alabama in the late Bear Bryant's final game as a head coach...attended Alleman HS in Rock Island, IL, and lettered in 3 sports...studied community health at Illinois...Adam and his wife, Marcy, have 2 daughters, Amanda and Dayna.

LINGNER'S NFL RECORD

YEAR	CLUB	G/GS
1983	Kansas City	16/1
1984	Kansas City	16/0
1985	Kansas City	16/0
1986	Kansas City	12/0
1987	Buffalo	12/0
1988	Kansas City	16/0
1989	Buffalo	16/0
1990	Buffalo	16/0
TOTALS		120/1



VETERAN PLAYERS

LINGNER, continued

ADDITIONAL CAREER STATISTICS: 1 FR, 1987; Special Teams Tackles—Total: 8 TTs (3 UTs, 5 ATs)—1989 (4 TTs, 2 UT's, 2 AT's on punts); 1990 (4 TTs, 1 UT, 3 ATs on punts).

PLAYOFFS

TOTALS

G/GS-4/0

ADDITIONAL CAREER STATISTICS: Special Teams Tackles—Total: 1 (1 AT on a punt vs. Raiders, 1990).

73

Mike Lodish

Defensive End

Ht: 6-3 Wt: 265

College: UCLA

NFL Experience: 2

How Acquired: D-10/90

1990 Games Played/Started: 12/0

Career Games Played/Started: 12/0

Playoff Games Played/Started: 3/0

Birthdate: 8/11/67

Birthplace: Detroit, MI

Residence: Los Angeles, CA



PRO: Impressed Bills coaches in training camp with his enthusiasm and excellent work habits.

1990: Made the most of his limited playing time in a backup role by recording 6 solo tackles and 2 sacks...first sack was against QB Randall Cunningham and the Eagles (12/2)...second sack was against Miami (12/23) when he broke through to tackle QB Dan Marino...played in all 3 playoff games and recorded 2 solo tackles in the Super Bowl.

COLLEGE/PERSONAL: Full name—Michael Timothy Lodish...an intense, hard-working player who was a candidate for the Outland Trophy and Lombardi Award in his senior year...possesses great strength and owns several UCLA weightlifting records, including the mark for squats where he did over 650 pounds (8 reps at 520 pounds)...recorded 193 TTs with 14 sacks and 3 INTs in his Bruin career...earned 2nd team All-Pac-10 honors as a senior...lettered 3 years in football at Brother Rice in Birmingham, MI...led his HS team to the Michigan State Class A football title in 1983...also lettered in lacrosse and hockey...was named to All-America HM honors by Adidas-Scholastic Coach...history major with a business administration specialization.

DEFENSIVE STATS

YEAR	CLUB	G/GS	TT	UT	AT	SACKS	INT	PD	FF	FR
1990	Buffalo	12/0	6	6	0	2	0	1	0	0

PLAYOFFS

TOTALS	G/GS	TT	UT	AT	SACKS	INT	PD	FF	FR
	3/0	2	2	0	0	0	0	0	0

80

James Lofton

Wide Receiver

Ht: 6-3 Wt: 190

College: Stanford

NFL Experience: 14

How Acquired: FA/89

1990 Games Played/Started: 16/14

Career Games Played/Started: 191/180

Playoff Games Played/Started: 6/6

(2 with Packers, 4 with Bills)

Birthdate: 7/5/56

Birthplace: Fort Ord, CA

Residence: Los Angeles, CA



PRO: ...the first NFL player to score a TD in the 1970's, 80's and 90's...selected to the All-National Football League 2nd team of the 1980's by the 26 members of the Pro Football Hall of Fame Board...enters the 1991 season as the 2nd ranked active NFL receiver behind Washington's Art Monk...selected by his peers to play in the Pro Bowl in 1978 and 1980-85 (7 times)...6th on the NFL's all-time receiving list with 642 receptions entering the 1991 season...3rd on the league's list for receiving yards with 11,963...a durable athlete who has never missed a game in his career due



VETERAN PLAYERS

LOFTON, continued

to an injury...selected by the Packers in 1978 (6th player chosen overall) and remained with the club until 1987 when he was traded to the Raiders for a 3rd round pick in '87 and a 4th rounder in '88...holds the Packers' all-time receiving record (530 receptions)...led Green Bay in receiving every year he was with the club (1978-86), except 1979 when TE Paul Coffman was the leader...started 136 consecutive games for Green Bay and caught at least 1 pass in each, except 4-1 in 1979 (vs. Detroit-10/14), 1 in 1983 (vs. Cincinnati-10/30) and 2 in 1984 (vs. the Raiders-9/9 and vs. Tampa Bay-12/2)...signed with the Bills 9/26/89.

ENTERING 1991: Needs 8 more receptions to pass Charley Taylor (649) for 5th on NFL all-time receiving list and 21 more to move ahead of Ozzie Newsome (662) into 4th place...needs 184 receiving yards to move into 2nd place on NFL's all-time list ahead of Charlie Joiner (12,146)...next 100-yard receiving performance will be the 40th of his career.

1990: Re-emerged into national prominence with a stellar season as the Bills 3rd leading receiver behind Reed and Thomas...had the team's best yards-per-catch average with 20.3...recorded 4 of the Bills' 6 longest pass plays of the season with a 71-yarder and 63-yarder against the Eagles, a 60-yarder vs. the Jets (10/21) and a 52-yarder vs. New England (11/18)...also made 3 of Buffalo's 4 longest TD receptions of the year with his 63-yard TD catch vs. the Eagles, 60-yard score vs. the Jets and 42-yard TD reception vs. the Raiders (10/7)...moved into 3rd place on the NFL's all-time receiving yards list ahead of Jets' Don Maynard in the Philadelphia game...really proved his value in the playoffs with back-to-back 100-yards receiving performances that included 7 catches for 149 yards and 1 TD vs. Miami (1/12) and 5 catches for 113 yards and 2 TDs vs. the Raiders (1/20)...his 13-yard TD catch vs. the Raiders was the first score of the day...made 1 catch in the Super Bowl, an incredible 61-yard reception off a tipped pass that led to the Bills first score.

1989: Joined the Bills when WR Chris Burkett was waived...saw his first action 2 weeks later at Indianapolis (10/8)...first reception as a Bill was also his 600th career catch and was made in the Atlanta game (11/4)...became a starter in the New Orleans game (12/10)...finished the season with the team's highest average yardage per catch with 20.8...caught 3 passes, including a 33-yard TD, in playoff game at Cleveland...broke his string of starting every game he had played in when he entered the Indianapolis game.

1988: The 4th-leading receiver for the Raiders with 28 catches...had 2 100-yard receiving games (vs. Rams & vs. Miami)...had season-long 57-yard reception vs. Rams.

1987: Was traded by Green Bay to the Raiders (4/13/87) for 3rd-round pick in 1987 draft and 4th-round pick in 1988...finished 3rd among Raider receivers (41 catches) and first among wideouts (RB Marcus Allen was first and TE Todd Christensen was 2nd)...averaged 21.5 yards per catch, the highest in the AFC.

1986: Led all Packer receivers with 64 catches...tied for Packer scoring lead among non-kickers with 24 points...placed on the NFL's suspended list 12/18 through the remainder of the season (1 game)...

1985: Was voted to his 7th Pro Bowl, the 6th consecutive time to be honored...became only the 5th receiver in NFL history to gain 1,000 yards in 5 or more seasons, accumulating 1,153 yards to join Lance Alworth, Steve Largent, Don Maynard and Art Powell in this elite category.

1984: Again led the NFL in average yards per catch (22.0) for the 2nd straight year...again selected to the Pro Bowl...had a career-high 206 yards receiving in a snowstorm in Denver (10/15) on Monday Night...the 206 yards was an NFL season high...also had a career-high 11 catches in the game...broke his own Packer single season record for receiving yards with 1,361.

1983: Was selected to his 5th Pro Bowl, 4th consecutive...led the NFL in average yards per catch (22.4)...caught 3 TDs vs. Pittsburgh (9/11), the 2nd time in his career to catch 3 TD passes in 1 game...named to the Pro Football Writers' of America All-NFL team...one of 5 finalists in NFL "Man of the Year" competition.

1982: Once again made the trip to Hawaii to play in the Pro Bowl, this time after leading the Packers to the playoffs in the strike-shortened season...named to College and Pro Football Weekly's All-Pro team and UPI's All-NFC 1st team...recorded the longest reception of his career, an 80-yard TD vs. Atlanta (12/26/82)...was the 2nd most productive pass catcher in the NFC, gaining 696 yards on 35 receptions...recorded 2 outstanding runs on reverses, scoring an 83-yard TD against the Giants on Monday Night and a 71-yard TD at Dallas in the NFC playoffs...the 83-yard run vs. the Giants was the 3rd longest from scrimmage in Packer history...the 71-yard run tied an NFL playoff record at the time for the longest run from scrimmage (Hugh McElhenny; 71 yards; San Francisco vs. Detroit; 1957)...finished the season as Green Bay's 4th-leading rusher, though he carried the ball only 4 times.

1981: Was selected by his peers to play in his 3rd Pro Bowl...consensus all-pro selection for the 2nd consecutive season...set a Packer single season mark for receiv-



VETERAN PLAYERS

LOFTON, continued

ing yards with 1,294, set by Bill Howton in 1952 with 1,231 yards...the 1,294 yards was the 2nd most in the NFL.

1980: Played in his 2nd Pro Bowl...consensus all-pro pick...led all NFC receivers in yards gained (1,226)...his 71 catches ranked 2nd in Packer history at the time behind the legendary Don Hutson's 74 in 1942.

1979: first Green Bay receiver to catch 100 passes in his first 2 seasons...posted 2nd best average per catch (17.9) in the NFC.

1978: Was chosen as the NFC's Offensive Rookie of the Year by the NFL Players' Association...capped off an outstanding rookie season by being selected to play in the Pro Bowl...caught 3 TD passes in just his 2nd pro game (vs. New Orleans-9/9), the first Green Bay receiver to accomplish the feat since Max McGee turned the trick vs. the Rams in 1963.

COLLEGE/PERSONAL: Full name-James David Lofton...played collegiately at Stanford, where Bill Walsh was the head coach in his senior year...recorded 68 receptions for 1,216 yards and 16 TDs at Stanford...caught 4 passes, 2 for TDs, in Stanford's 22-14 Sun Bowl victory over LSU...later chosen as MVP in the Senior Bowl...3-time track All-American...recorded the world's longest jump in 1978, a 27-foot leap...won the NCAA long jump in 1978 and won the Pac-8 long jump in 1977 and '78...a member of the USA track team in 1977...finished 5th in the '76 Olympic Trials...ranked 3rd in the world in '79 and 2nd in the U.S. in '78...ranked 8th in the world and 2nd in the U.S. in '77...finished 2nd in the NCAA Indoor Championships in the long jump...recorded times of 10.30 in 100m, 20.53 in 200m and 45.75 in 400m...received b.s. degree in industrial engineering and was an academic All-American as a senior...all-league selection as QB and DS at Washington HS in Los Angeles...won the state long jump title as a senior...was a member of the Board of Directors of Milwaukee Ballet while with the Packers...served as Packer United Way spokesman in '83...was the executive producer of "The James Lofton Show" while in Green Bay...he and wife, Beverly, have 2 sons, David (1/28/84) and Daniel (7/2/87), and one daughter, Rachel (9/12/90)

LOFTON'S RECEIVING STATS

YEAR	CLUB	G/GS	REC	YARDS	AVG	LG	TD
1978	Green Bay	16/16	46	818	17.7	58	6
1979	Green Bay	16/16	54	968	17.9	52	4
1980	Green Bay	16/16	71	1226	17.3	47	4
1981	Green Bay	16/16	71	1294	18.2	75	8
1982	Green Bay	9/9	35	696	19.9	80t	4
1983	Green Bay	16/16	58	1300	22.4	74	8
1984	Green Bay	16/16	62	1361	22.0	79	7
1985	Green Bay	16/16	69	1153	16.7	56	4
1986	Green Bay	15/15	64	840	13.1	36	4
1987	Raiders	12/12	41	880	21.5	49	5
1988	Raiders	16/16	28	549	19.6	57	0
1989	Buffalo	11/2	8	166	20.8	47	3
1990	Buffalo	16/14	35	712	20.3	71	4
TOTALS		191/180	642	11,963	18.6	80t	61

LOFTON'S RUSHING STATS

TOTALS	ATT	YARDS	AVG	LG	TD
	22	164	7.5	83t	0

ADDITIONAL CAREER STATISTICS: Returned 1 KO for 0 yards and attempted 2 passes with no completions, 1978; Attempted 1 pass with no completions, 1979 and 1986; attempted 1 pass with 1 completion for 43 yards, 1982; 1 FR, 1981; 2 FR for 8 yards, 1986; 1 FR for 19 yards, 1988.

PLAYOFFS

YEAR	GAME	G/GS	REC	YARDS	AVG	LG	TD
1982	St.Louis (@ G.B.)	1/1	3	52	17.3	24	1
1982	@ Dallas (G.B.)	1/1	5	109	21.8	50	1
1989	@ Cleve.	1/1	3	66	22.0	33t	1
1990	MIAMI	1/1	7	149	21.3	44	1
1990	RAIDERS	1/1	5	113	22.6	41	2
1990	S.B.XXV	1/1	1	61	61.0	61	0
TOTALS		6/6	24	550	22.9	61	6

ADDITIONAL PLAYOFF STATISTICS: Rushing: 2 Att, 58 yards, 29.0 avg, 71t lg, 1 TD (1982 St. Louis @ G.B.-1 Att, -13 yards; 1982 @Dallas (G.B.)-1 Att, 71 yards, 71t, 1 TD).



VETERAN PLAYERS

LOFTON, *continued*

YEAR	CLUB	PRO BOWL				
		REC	YARDS	AVG	LG	TD
1979	Green Bay	1	6	6.0	6	0
1980	Green Bay	2	31	15.5	22	0
1982	Green Bay	0	0	0.0	0	0
1983	Green Bay	4	44	11.0	16	0
1984	Green Bay	2	23	11.5	15	1
1985	Green Bay	3	33	11.0	13t	1
1986	Green Bay	2	35	17.5	19	0
TOTALS	7 Pro Bowls	14	172	12.3	22	2

LOFTON'S SINGLE GAME HIGHS

MOST RECEPTIONS: 11 vs. Denver, 10/15/84.

MOST TOUCHDOWN RECEPTIONS: 3 vs. New Orleans, 9/10/78; 3 vs. Pittsburgh, 9/11/83.

MOST YARDS RECEIVING: 206 vs. Denver, 10/15/84.

LONGEST RECEPTION: 80t vs. Atlanta, 12/26/82.

LOFTON'S 100-YARD RECEIVING GAMES

DATE	CLUB	OPPONENT	REC	YARDS	AVG	LG	TD
9/10/78	Green Bay	vs. Saints	3	107	35.7	7t	3
11/4/79	Green Bay	vs. Jets	6	114	19.0	45	0
11/18/79	Green Bay	@ Buffalo	4	112	28.0	4	1
12/9/79	Green Bay	vs. Chicago	6	112	18.7	40	0
10/5/80	Green Bay	vs. Cincinnati	8	114	14.3	23	1
10/19/80	Green Bay	@ Cleveland	8	136	17.0	1	1
11/9/80	Green Bay	vs. San Francisco	8	146	18.3	7	0
11/16/80	Green Bay	@ Giants	8	175	21.9	4	1
12/7/80	Green Bay	@ Chicago	6	111	18.5	24	1
9/13/81	Green Bay	vs. Atlanta	8	179	22.4	3	0
9/27/81	Green Bay	vs. Minnesota	8	101	12.6	7	1
11/22/81	Green Bay	@ Tampa Bay	6	102	17.0	2	0
11/29/81	Green Bay	@ Minnesota	7	159	22.7	47	1
9/20/82	Green Bay	@ Giants	4	101	25.2	36	0
12/26/82	Green Bay	@ Atlanta	3	146	48.3	80	2
1/2/83	Green Bay	@ Detroit	7	128	18.3	30	1
1/16/83*	Green Bay	@ Dallas	5	109	26.8	50	1
9/4/83	Green Bay	@ Houston	8	154	19.3	74t	1
9/11/83	Green Bay	vs. Pittsburgh	5	169	33.8	7	3
11/27/83	Green Bay	@ Atlanta	7	161	23.0	41	1
12/4/83	Green Bay	vs. Chicago	6	120	20.0	7	0
9/2/84	Green Bay	vs. St. Louis	7	134	19.1	43	0
10/7/84	Green Bay	vs. San Diego	5	158	31.6	46	1
10/15/84	Green Bay	@ Denver	11	206	18.7	5	1
10/21/84	Green Bay	vs. Seattle	5	162	32.4	9	2
11/11/84	Green Bay	vs. Minnesota	4	119	29.8	63	1
11/18/84	Green Bay	vs. Rams	6	129	21.5	51	0
10/6/85	Green Bay	vs. Detroit	10	151	15.1	2	0
10/21/85	Green Bay	vs. Chicago	7	103	14.7	27	1
12/1/85	Green Bay	vs. Tampa Bay	6	106	17.7	27	0
10/5/86	Green Bay	vs. Cincinnati	7	109	15.6	23	1
11/8/87	Raiders	@ Minnesota	4	128	32.0	2	1
12/6/87	Raiders	vs. Buffalo	6	132	22.0	1t	1
12/13/87	Raiders	at Kansas City	5	112	22.4	23	0
9/18/88	Raiders	vs. Rams	4	130	32.5	57	0
10/9/88	Raiders	vs. Miami	5	113	22.6	23	0
12/2/90	Bills	vs. Philadelphia	5	174	34.8	71	1
1/12/91**	Bills	vs. Miami	7	149	21.3	4	1
1/20/91**	Bills	vs. Raiders	5	113	22.6	41	2
TOTALS	39 100-YARD GAMES (36 regular season, 3 playoffs)						

*NFC Playoff Game **AFC Playoff Game



VETERAN PLAYERS

42 **Lionel Manuel**

Wide Receiver

Ht: 5-1 Wt: 180

College: Pacific

NFL Experience: 8

How Acquired: FA '91

1990 Games Played/Started: 14/0

Career Games Played/Started: 90/NA

Playoff Games Played/Started: 8/NA

Birthdate: 4/13/62

Birthplace: Rancho Cucamonga, CA

Residence: Teaneck, NY



PRO: A talented possession type receiver who was an offensive force with the Giants for 7 seasons before they released him during the 1990 regular season...signed as a FA with Buffalo 4/22/91...also served as a punt returner in 1984 when Phil McConkey was injured...was drafted in the 7th round of the 1984 draft.

1990: Caught 11 passes for 169 yards for the Giants until he was released in the week following Game 14 vs. Buffalo.

1989: Caught only 1 TD pass, the lowest of his career, as the Giants put more emphasis on the running game...moved into 9th place on Giants all-time receiving list by adding 33 catches to his total...recorded 10th career 100-yards receiving game with 4 catches for 129 yards vs. Philadelphia.

1988: Turned in his first 1,000-yards receiving season by recording 65 catches for 1,029 yards in a full, injury-free year.

1987: Suffered a fractured navicular bone in his hand, but played the entire season with a soft cast and made 30 receptions.

1986: Was off to another solid start, but suffered a knee injury vs. the Saints in the 4th game and missed the remainder of the season...scored both Giants TDs in the 14-9 win over the Raiders...recovered in time for the playoffs and made 2 big catches vs. the Redskins in the NFC Championship, including one for a TD...made 3 more in the Giants Super Bowl victory over Denver.

1985: Missed the final 4 games of the season with a hamstring pull vs. the Cardinals, but still led the team in receptions with 49...returned to the lineup in the playoff game vs. San Francisco and caught 3 passes for 56 yards.

1984: Finished his rookie season as a starting WR after seeing only limited action in the early part of the year...first NFL regular season catch was a 16-yard TD grab vs. Dallas...added 5 more catches in the playoffs and had 6 punt returns for a 7.8 average.

COLLEGE/PERSONAL: Full name—Lionel Manuel, Jr...began collegiate career at Citrus JC where he was all-conference as a QB before switching to WR...played both WR and RB at Pacific and was selected second team All-PCAA his senior year...also set a school record for pass receptions his senior season...was a conference long jump champ twice at Citrus JC...was a 6 letter winner at Bassett High in LaPuente, CA...was a National Football Foundation Hall of Fame Scholar-Athlete his senior year.

MANUEL'S RECEIVING STATS

YEAR	CLUB	G/GS	REC	YARDS	AVG	LG	TD
1984	Giants	16	33	619	18.8	53	4
1985	Giants	12	49	859	17.5	51t	5
1986	Giants	4	11	181	16.5	35	3
1987	Giants	12	30	545	18.2	50t	6
1988	Giants	16	65	1029	15.8	46	4
1989	Giants	16	33	539	16.3	49	1
1990	Giants	14/0	11	169	15.4	19	0

TOTALS 90/NA 232 3941 17.0 53 23

ADDITIONAL CAREER STATISTICS: Punt Returns: 11 for 84 yards, 7.6 avg., 22 LG, 0 TDs (1984—8-62-7-8-22 LG-0 TD; 1986—3-22-7-3-12 LG-0 TD); Rushing: 9 for 44 yards, 4.8 avg. (1984—3-20-7 avg.; 1986—1-25-25.0 avg.-25 LG, 0 TD; 1987—1-1-10; 1988—4-27-6.8 avg.); FRs: 2 (1988-1; 1989-1).

PLAYOFFS

TOTALS	G/GS	REC	YARDS	AVG	LG	TD
	8/NA	14	243	17.4	NA	1

**84 Keith McKeller****Tight End****Ht: 6-4 Wt: 245****College: Jacksonville State****NFL Experience: 4****How Acquired: D-9, '87****1990 Games Played/Started: 16/14****Career Games Played/Started: 45/22****Playoff Games Played/Started: 6/3****Birthdate: 7/9/64****Birthplace: Birmingham, AL****Residence: Orchard Park, NY**

PRO: An excellent athlete who is just beginning to reach his potential as an NFL player...could become a real force in the Bills offensive scheme...played just one year of collegiate football when the Bills drafted him in the 9th round in 1987...was a standout college basketball player who has made a smooth transition to an NFL TE...QB Jim Kelly may have characterized McKeller best by calling him "a wide receiver in a tight end's body"...continues to improve his blocking ability with each season.

1990: Was the 4th leading receiver for the Bills with 35 catches, just one behind James Lofton, in his first season as a starter...tied Reuben Gant's 1978 club record of 5 TD catches in one season for a TE...had his best day in the season opener with the Colts when he caught 7 passes for 78 yards...caught 3 passes for 15 yards, including a crucial 4th-down grab, vs. the Dolphins (1/12) in the playoffs...added 3 more catches in the Raiders playoff game (1/20) and 2 in Super Bowl XXV.

1989: Was the 5th leading receiver for the Bills with 20 catches...first catch of the season was a safety valve pass he turned into a 39-yard TD vs. the Patriots (10/1)...Started 7 games when the Bills lined up in a 2-TE offense...had a streak of 9 games with at least 1 reception in the middle of the '89 campaign.

1988: Was a reserve TE and special teams player in 12 games...was on the inactive list for the other 4 games...had 10 special teams tackles which ranked 7th.

1987: Played in just 1 game during the season...was the starting TE in 3rd replacement game against the Giants...had an outstanding day, catching 9 passes for 80 yds. with a long of 22...had spent the early part of the year on IR (back)...was on the Bills' 50-man roster following the strike, but did not suit up for any of the final 10 games.

COLLEGE/PERSONAL: Full name—Terrell Keith McKeller...played just 1 year of football at Jacksonville State in Alabama after playing 4 years of basketball...had 26 receptions for 449 yds. and scored 3 TD's...caught passes in all but 1 game...averaged 12.5 points and 10.1 rpg...ranks 2nd on the all-time Gamecocks rebound list with 1,209...also scored 1,495 points and helped the team to the NCAA Division II title in 1985 over South Dakota St...won All-Gulf South Conference honors 4 years in succession...won first team honors in football...prepped at Fairfield High in Alabama...2nd team all-state in football...attracted more college football offers than basketball in high school...studied sociology at JSU...Keith and his wife, Donya, have one son, Darius.

McKELLER'S RECEIVING STATS

YEAR	CLUB	G/GS	REC	YDS	AVG	LG	TD
1987	Buffalo	1/1	9	80	8.9	2	0
1988	Buffalo	12/0	0	0	0.0	0	0
1989	Buffalo	16/7	20	341	17.1	39t	2
1990	Buffalo	16/14	34	464	13.6	43	5
TOTALS		45/22	63	885	14.1	43	7

ADDITIONAL CAREER STATISTICS: Special Teams Tackles: 13 Total (10 in 1988, 3 in 1989).

PLAYOFFS

YEAR	GAME	G/GS	REC	YDS	AVG	LG	TD
1988	HOUSTON	1/0	0	0	0		0
1988	@Cincinnati	1/0	0	0	0	0	0
1989	@Cleveland	1/0	0	0	0		0
1990	MIAMI	1/1	3	15	5.0	6	0
1990	RAIDERS	1/1	3	44	14.7	23	0
1990	S.B.XXV	1/1	2	11	5.5	6	0
TOTALS		6/3	8	70	8.8	2	0



VETERAN PLAYERS

88

Pete Metzelaars

Tight End

Ht: 6'7 Wt: 250

College: Wabash College

NFL Experience: 10

How Acquired: T-'85 (Seattle)

1990 Games Played/Started: 16/4

Career Games Played/Started: 126/85

Playoff Games Played/Started: 11/6

(5 with Seattle, 6 with Bills)

Birthdate: 5/24/60

Birthplace: Three Rivers, MI

Residence: Eden, NY



PRO: Became the Bills' all-time leading receiver for TE's when he made his 128th catch in the Patriots game (10/1/89), surpassing Reuben Gant's old mark of 127...ranks 10th on the Bills' all-time receiving list...excellent blocker...drafted in the 3rd round by Seattle in 1982 and the Bills obtained him in a trade for WR Byron Franklin in 1985.

1990: Was utilized more for his blocking skills, especially in short-yardage situations...caught his solo TD pass of the year in Houston (11/26)...saw limited action in all 3 playoff games.

1989: Finished the season as the Bills' 6th-leading receiver with 18 catches...made his record 128th catch in the New England game (10/1) and then came back moments later to grab an 8-yard TD pass...preserved a Bills victory against the Dolphins (10/29) when he recovered an onside kick late in the game.

1988: Had 8 catches of 20 yds. or more...was a Pro Bowl alternate.

1987: Caught at least 1 pass in first 11 games before being blanked in final contest vs. Eagles...that ended his streak at 27 games with at least 1 catch which was longest on team.

1986: Had his best year as a pro...started all 16 games for the first time in his career and set a mark for catches by a Buffalo TE in a season with 49...was the only player to catch a pass in every game...had a career-high 7 catches for 113 yds. and 2 TDs at Tampa Bay (11/2)...scored a TD at Cincinnati when a Ricky Moore fumble bounced into his arms in the end zone.

1985: Joined the Bills in late August in a trade with Seattle...played in 16 games and made 8 starts...started the first 6 games before backing up Eason Ramson much of the rest of the year...did start again in Weeks 10-11 when Bills' started 2 TE's.

1984: Slowed part of the year with a knee injury which put him on IR for 6 weeks with Seattle...started 4 of the 1st 7 games before the injury...returned to play in the final 3 weeks and also played in 2 playoff games.

1983: Made 7 starts in regular season and 3 in playoffs and scored Seattle's 2nd TD in 31-7 win over Denver in AFC Wild Card game.

1982: Played in all 9 games in strike-abbreviated season with starts against Houston and Chicago...had 4 catches vs. Oilers in first pro start for 48 yds.

COLLEGE/PERSONAL: Full name—Peter Henry Metzelaars...had a legendary athletic career at Wabash College in Indiana where he starred in football and basketball...won 1st team all-america honors in football as a senior and was a 2-time all-american in basketball...finished his career with 77 receptions for 1,196 yds. and 9 TD's...won 4 letters in football and basketball and helped Wabash to the NCAA Div. III title his senior year when he scored 45 pts. (17 of 23 from the field) and grabbed 13 rebounds in an 83-62 win over Potsdam State of New York...set an NCAA single-season FG percentage record his final year (75.3) when he made 271 of 360 shots...his 72.4 percentage over his career was also an NCAA record (784 of 1,063)...averaged 24.3 ppg and 13.2 rpg as a senior...a prep standout at Portage Central High in Michigan...was a high school QB...was very active in the Seattle community and gave much time to such groups as Variety Club, Cub Scouts, Children's Orthopedic Hospital and the Boys and Girls Clubs...has been very active in the Buffalo area as the team rep. for the Cystic Fibrosis' 65 Roses Club...also very active in Gov. Mario Cuomo's Athlete's Against Drunk Driving program...has a degree in economics...Pete and his wife, Barbara, have 2 sons; Anthony and Jonathon.

DID YOU KNOW?

The Bills have had at least one receiver surpass 100 yards in three of the past four postseason games. RB Thurman Thomas (13-150) and WR Andre Reed (6-115) accomplished it at Cleveland (1/6/90). WR James Lofton had 149 and Reed recorded 122 against Miami (1/12/91) and Lofton repeated the feat the next week against the Raiders (1/20/91) with 113 yards receiving.



VETERAN PLAYERS

METZELAARS, continued

METZELAAR'S RECEIVING STATS

YEAR	CLUB	G/GS	REC	YDS	AVG	LG	TD
1982	Seattle	9/2	15	152	10.1	26	0
1983	Seattle	16/7	7	72	10.3	17	1
1984	Seattle	9/4	5	80	16.0	25	0
1985	Buffalo	16/8	12	80	6.7	13	1
1986	Buffalo	16/16	49	485	9.9	44	3
1987	Buffalo	12/12	28	290	10.4	34	0
1988	Buffalo	16/16	33	438	13.3	35	1
1989	Buffalo	16/16	18	179	9.9	23	2
1990	Buffalo	16/4	10	60	6.0	12	1

TOTALS 126/85 177 1,836 10.4 44 9

ADDITIONAL CAREER STATISTICS: 1 FR vs. New England, 12/19/82; 1 FR in end zone for TD at Cincinnati, 9/14/86; 1 onside KO recovery vs. Miami 10/29/89; Special Teams Tackles: 4 total (1989-3 UTs; 1990-1 AT).

PLAYOFFS

TOTALS	G/GS	REC	YDS	AVG	LG	TD
	11/6	3	26	8.7	14	1

SINGLE GAME HIGHS

MOST RECEPTIONS-7 at Tampa Bay, 11/2/86; 6 at Miami, 10/25/87; 5 vs. Kansas City, 9/28/86; 4 in 10 games.

MOST YARDS-113 at Tampa Bay, 11/2/86; 85 at Miami, 10/25/87; 59 vs. New York Jets, 11/20/88; 58 vs. Kansas City, 9/28/86.

MOST TOUCHDOWN RECEPTIONS-2 at Tampa Bay, 11/2/86.

LONGEST RECEPTIONS-44 at Tampa Bay, 11/2/86; 38 at Tampa Bay, 11/2/86; 35 vs. New York Jets, 11/20/88; 34 at Miami, 10/25/87.

57 Matt Monger

Linebacker

Ht: 6-1 Wt: 235

Colleges: Oklahoma State

NFL Experience: 6

How Acquired: FA '89

1990 Games Played/Started: 4/0

Career Games Played/Started: 56/1

Playoff Games Played/Started: 4/0

(3 with Jets, 1 with Bills)

Birthdate: 11/15/61

Birthplace: Denver, CO

Residence: Claremore, OK



PRO: Signed by the Bills 9/20/89 after the Oilers had signed him 3/29/89 through Plan B and then released him...originally drafted by the Jets in the 8th round (208th overall) in the 1985 draft...played for the Jets through 1988...an excellent special teams player.

1990: Saw special teams action in 4 consecutive games, beginning with Denver (9/30) and ending at New England (10/28)...played well on the Bills' KO coverage unit, making 6 TTs in the 4 games he played in...was placed on IR (11/3) with an injured back...returned to the 47-man roster the day (1/26) before Super Bowl XXV, but was one of the 2 inactive players for the game.

1989: Was signed by the Bills after Week 2 of the regular season and played the following week against his former team, the Houston Oilers...finished the season as the Bills' 7th leading special teams tackler with 13...finished the Falcons game with 7 consecutive games of making at least 1 special teams tackle...was then inactive the next 4 weeks before returning to action against New Orleans and making 3 special teams tackles...signed with the Oilers 3/29/89 and was released during training camp.

1988: Spent the entire season on IR with a fractured arm as a member of the Jets organization.

1987: Graded out as the Jets' best blocker on special teams and was 2nd in special teams tackles with 22...made 9 solos on defense.

1986: Played in all 16 games and drew the only start of his career (vs. Saints, 10/26)...had 36 special teams tackles to lead all Jets' special teams tacklers...selected as the top blocker on special teams.

1985: Played in 15 games and tied for team lead in special teams tackles with 16.



VETERAN PLAYERS

MONGER, *continued*

COLLEGE/PERSONAL: Full name—Matthew L. Monger...played 4 years at Oklahoma State, but spent 1st 2 as a walk-on RB before gaining 25 pounds and switching to LB...was a 3-time Big Eight All-Academic selection...2-year LB stats included 339 TTs, 9 sacks and 2 INTs...as a senior captain, led the team in tackles with 189...had at least 14 TTs in final 8 games...recorded 14 TTs and 2 sacks in the Gator Bowl...was Defensive Player-of-the-Game in win over Baylor in the Bluebonnet Bowl...holds B.A. in marketing and also has his M.B.A...has worked as a broker for Merrill Lynch in the offseasons...donates to several Oklahoma orphanages...hobby is weightlifting...attended Miami (OK) HS.

MONGER'S DEFENSIVE STATS

YEAR	CLUB	G/GS	TT	UT	AT	SACKS	INT	FF	FR
1985	Jets	15/0	12	9	3	0	0	0	2
1986	Jets	16/1	24	17	7	0	0	0	1
1987	Jets	12/0	15	9	6	0	0	0	0
1988	Jets	Injured Reserve—Arm							
1989	Buffalo	9/0	0	0	0	0	0	0	0
1990	Buffalo	4/0	0	0	0	0	0	0	0
TOTALS		56/1	51	35	16	0	0	0	3

MONGER'S SPECIAL TEAMS TACKLES

YEAR	CLUB	TT	FF	FR
1985	Jets	16	0	2
1986	Jets	36	0	1
1987	Jets	22	0	0
1988	Jets	Injured Reserve—arm		
1989	Buffalo	13	0	0
1990	Buffalo	6	0	0
TOTALS		93	0	3

PLAYOFFS

TOTALS	G/GS	SPEC. TT
	4/0	1

41

Jamie Mueller

Fullback

Ht: 6-1 Wt: 224

College: Benedictine College

NFL Experience: 5

How Acquired: D-3B/'87

1990 Games Played/Started: 16/8


Career Games Played/Started: 58/32

Playoff Games Played/Started: 6/3

Birthdate: 10/4/64

Birthplace: Cleveland, OH

Residence: Eden, NY



PRO: Is a good complimentary RB for Thurman Thomas with his excellent blocking ability and tough running style...Bills obtained choice for Mueller in a trade with San Francisco for Joe Cribbs prior to the '87 season...is also an excellent special teams player...needs just 99 yards rushing to reach the 1,000-yard milestone for his career.

1990: Had the best season of his career after dropping over 10 pounds in the off-season to become quicker, yet lost very little strength...worked very hard on his pass-catching ability in the offseason and became a good receiver, which he demonstrated against the Jets (10/21) when he caught a 14-yard pass with 19 seconds remaining to give the Bills a 30-27 win...the catch prompted head coach Marv Levy to say, "Jamie caught 200 passes a day in the offseason so he could catch one pass today"...also showcased his new-found pass-catching ability by catching at least one pass in 5 consecutive games at one point in the season...proved his worth as a valuable blocker in the Eagles game (12/2) when he made excellent downfield blocks to enable Bills receivers to score 2 TDs...was a critical member of Buffalo's KO coverage unit...his real special teams forte was on the punt coverage unit where he led the team in solo tackles with 7.

1989: Finished the season as the 6th leading tackler on Buffalo's special teams with 14...was 1 of the 2 inactive players in the 2 games he did not play...played at Houston in Week 3, but did not start for the first time since 10/23/88 because of a sore ankle he twisted on the first play of the Denver game the previous week.

1988: Started at FB in 15 of 16 games...missed the Patriots game in Week 8 with



VETERAN PLAYERS

MUELLER, *continued*

an ankle injury...had best rushing outing in Week 6 against the Colts with 15 atts. for 70 yds...led all Bills' rushers in AFC title game vs. Cincinnati with 21 yds. on 8 carries.

1987: Was a reserve behind Carl Byrum in the early part of the year, but worked his way into the starting lineup late in the year and ended up starting the final 5 games...finished the season as the club's 2nd leading rusher with 354 yards...had a career-high 81 yds. on 15 carries at the Hoosier Dome...scored his first pro TD in Week 11 vs. the Jets on the road on a 2-yard dive...had 5 KO returns for 74 yds.

COLLEGE/PERSONAL: Full name—Jamie F. Mueller...one of the most productive small college backs in the country while playing at Benedictine College in Atchison, KS...rushed 523 times for 4,038 yds. with 46 TD's and a lofty 7.7 avg-per-carry...ran for 1,233, 1,489 and 1,184 yds. in his last 3 years, respectively...won NAIA All-America honors his final 2 seasons and set several school records...was the all-time rushing and scoring leader with 296 pts...had a 94-yard KO return vs. Evangel as a senior...helped his team to a 10-0 record as a junior and into the NAIA II playoffs...had 250 yards vs. Nebraska Wesleyan that year...played at Fairview High in Cleveland...has run a 4.46 forty and has bench pressed over 450 pounds...studied criminal justice at Benedictine...Jamie and his wife, Katy, have a son, Ryan (4/12/90).

MUELLER'S RUSHING STATS

YEAR	CLUB	G/GS	NO	YDS	AVG	LG	TD
1987	Buffalo	12/6	82	354	4.3	20	2
1988	Buffalo	16/15	81	296	3.7	20	0
1989	Buffalo	14/3	16	44	2.8	9	0
1990	Buffalo	16/8	59	207	3.5	20	2
TOTALS		58/32	238	901	3.8	20	4

MUELLER'S RECEIVING STATS

YEAR	CLUB	REC	YDS	AVG	LG	TD
1987	Buffalo	3	13	4.3	11	0
1988	Buffalo	8	42	5.3	17	0
1989	Buffalo	1	8	8.0	8	0
1990	Buffalo	16	106	6.6	30	1
TOTALS		28	169	6.0	30	1

ADDITIONAL CAREER STATISTICS: 6 KO returns for 93 yards (1987—5 KO returns for 74 yds.; 1989—1 KO return for 19 yds.); Special Teams Tackles: 43 Total (1987-7; 1988-6, 1989-14; 1990-16).

PLAYOFFS

YEAR	GAME	G/GS	ATT	YDS	AVG	LG	TD
1988	HOUSTON	1/1	7	24	3.4	14	0
1988	@Cincinnati	1/1	8	21	2.6	13	0
1989	@Cleveland	1/0	0	0	0.0	0	0
1990	MIAMI	1/0	0	0	0.0	0	0
1990	RAIDERS	1/0	3	6	2.0	6	0
1990	S.B.XXV	1/1	1	3	3.0	3	0
TOTALS		6/3	19	54	2.8	14	0

ADDITIONAL PLAYOFF STATISTICS: Special Teams Tackles: 7 Total (1988—1 UT vs. Houston; 1990—1 AT vs. Miami, 2 UTs, 1 AT vs. Raiders, 1 UT, 1 AT in S.B.XXV; 1990—1 FR vs. Raiders).

11 Scott Norwood

Kicker

Ht: 6-0 Wt: 207

College: James Madison

NFL Experience: 7

How Acquired: FA '85

1990 Games Played/Started: 16/0

Career Games Played/Started: 92/0

Playoff Games Played/Started: 6/0

Birthdate: 7/17/60

Birthplace: Alexandria, VA

Residence: Centerville, VA



PRO: The number one all-time scorer in Bills' history needs only 40 more points to hit the 600 mark for his career heading into the 1991 season...enters the '91 campaign with an 82 consecutive games scoring streak, including all playoff games...signed with Buffalo as a FA in the spring of '85...his career FG percentage



VETERAN PLAYERS

NORWOOD, continued

(.732) is the highest of any kicker in Bills' history...played with Birmingham in the USFL in 1983 and for part of 1984 before an injury sidelined him.

1990: Surpassed many personal milestones, including his 500th career point on a 35-yard FG (at New England, 10/28), 200th career PAT (at Houston, 11/26) and 100th career FG (48 yarder at the Jets, 9/24)...scored 110 points in 1990 to become the only player in Buffalo history to score 100 points in a season 3 times...tied a Bills record for FGs in a playoff game with 3 vs. Miami (1/12)...6 PATs against the Raiders in the championship game tied the NFL playoff record set by former San Diego K George Blair (vs. Boston, 1963)...connected on a 23-yard FG in the first quarter of S.B.XXV to put the Bills on the scoreboard...his 47-yard FG attempt with 4 seconds remaining in S.B.XXV sailed just right of the upright.

1989: Became the Bills' all-time leading scorer, surpassing the legendary O.J. Simpson, who scored 420 points in his Buffalo career...broke the record with a PAT in the Cincinnati game (11/26)...also established a new team record for successful career PATs, eclipsing the old mark of 147 by John Leyboldt...established a new Bills' record for consecutive PATs (118)...the streak ended when he missed his first PAT attempt in the ice and snow against New Orleans (12/10)...tied for 2nd in AFC scoring with 115 pts, just 5 behind leader David Treadwell of Denver...made his season-long FG of 48 yds. in the snow against New Orleans.

1988: Had a record-setting season that included such honors as being selected to the Pro Bowl and named to the 1st team All-Pro squads by AP, PFWA, Pro Football Weekly and College and Pro Football Weekly...in addition was named to the 1st team All-AFC squads by UPI and Football News...won the prestigious Golden Toe of the Year Award for 1988...also won the Pro Football Weekly 1988 Golden Toe Winner for Week 3...his FG's made the difference in the outcome of 6 games...led the NFL in scoring with 129 pts...had a dramatic 30-yarder in OT to give the Bills a 9-6 victory vs. the Jets at Rich Stadium and clinch the AFC Eastern Division title in Week 12...tied his career long of 49 yards in 1985 when he made a FG from the same distance vs. Pittsburgh (9/25).

1987: Led the club in scoring for 3rd year in succession...biggest kick of the year was against Miami on the road in October when he booted a 27-yard FG in OT to give the Bills a 34-31 win.

1986: Hit 17 of 27 FG's, the most made by a Buffalo kicker since Nick Mike-Mayer made 20 in 1979...slumped at end of season, hitting just 2 of last 7 kicks after nailing 7 of 8 in first 5 games...narrowly missed a club record when his kick hit the right upright from 60 yds. away vs. Miami (10/12).

1985: Won the Bills' kicking job by beating out 9 other kickers in training camp...set a club record with 10 straight FG's at start of season...had a successful debut, hitting all 3 FG's in season opener vs. San Diego...made a career long of 49 yards vs. Minnesota.

1983-84: Spent all of 1983 and part of '84 with Birmingham Stallions...scored 109 pts. in '83 on 25 of 34 FGs and 34 of 35 PATs...was a co-holder of a USFL record with 5 FGs against New Jersey in 1983 (39, 28, 31, 37, and 25)...had a club record 50-yarder vs. Tampa Bay that year...kicked in first 3 games in '84 before suffering a knee injury on a FG attempt...was waived early in 1985.

1982: Went to training camp as a FA with Atlanta but was waived during the summer.

COLLEGE/PERSONAL: Full name—Scott Allan Norwood...was one of the top Division I-AA kickers during his collegiate career at James Madison University...made 32 of 57 FG's and 3 in one game 3 times...still holds several JMU records, including 15 of 21 attempts (junior year), longest FG—52 yards (Soph. year)...also played soccer as a freshman and often had both soccer and football games on the same day...one time kicked a winning FG for JMU and later in the day scored the winning goal that won a soccer tournament...has a degree in business administration...attended Thomas Jefferson High in Alexandria, VA, where he starred in football and soccer...created a special program in 1989 entitled "Score with Scott" in which he pledged \$200.00 for every FG made during the regular season to Camp Good Days and Special Times, a summer camp for children afflicted with cancer...father played in the minors as a pitcher for the Red Sox and brother played in the minors as a pitcher for the Brewers...father is retired and holds kicks for Scott during every offseason workout in Virginia...wife's name—Kim.

NORWOOD'S KICKING STATS

YEAR	G	FG-FGA	PCT	PAT	PTS	LG
1985	16	13-17	.765	23-23	62	49
1986	16	17-27	.630	32-34	83	47
1987	12	10-15	.667	31-31	61	45
1988	16	32-37	.865	33-33	129	49
1989	16	23-30	.767	46-47	115	48
1990	16	20-29	.690	50-52	110	48
TOTALS	92	115-155	.742	215-220	560	49



VETERAN PLAYERS

NORWOOD, continued

REGULAR SEASON FIELD GOAL ACCURACY

YEAR	1-19	20-29	30-39	40-49	50+	Total
1985	0-0	7-8	2-4	4-5	0-0	13-17
1986	1-1	6-6	7-7	3-8	0-5	17-27
1987	0-0	3-4	4-6	3-5	0-0	10-15
1988	1-1	10-10	15-16	6-9	0-1	32-37
1989	0-0	5-6	8-9	10-15	0-0	23-30
1990	0-0	9-11	5-8	6-10	0-0	20-29

TOTALS	2-2	40-45	40-49	32-52	0-6	115-150
---------------	------------	--------------	--------------	--------------	------------	----------------

PLAYOFFS

YEAR	GAME	FG-FGA	PCT	PAT	PTS	LG
1988	HOUSTON	1-3	.333	2-2	5	27
1988	@Cincinnati	1-2	.500	1-1	4	39
1989	@Cleveland	1-1	1.000	3-4	6	30
1990	MIAMI	3-3	1.000	5-5	14	28
1990	RAIDERS	1-2	.500	6-7	9	39
1990	S.B.XXV	1-2	.500	2-2	5	23

TOTALS	6	8-13	.615	19-21	43	39
---------------	----------	-------------	-------------	--------------	-----------	-----------

PLAYOFF FIELD GOALS

1988: HOUSTON (50N, 27, 36N); @Cincinnati (43N, 39).

1989: @Cleveland (30)

1990: MIAMI (24, 22, 28); RAIDERS (45N, 39); S.B.XXV (23, 47N).

ADDITIONAL PLAYOFF STATISTICS: Special Teams Tackles - 1 (1990); 1 FR vs. Miami. (1990).

SINGLE GAME HIGHS

MOST FIELD GOAL ATTEMPTS—6 vs. Indianapolis, 9/9/90; 5 vs. Pittsburgh, 9/25/88; 4 7 times.

MOST FIELD GOALS MADE—5 vs. Pittsburgh, 9/25/88; 4 at New England, 11/23/86; 4 vs. Indianapolis, 9/9/90.

LONGEST FIELD GOAL ATTEMPTS—60 yards at Miami, 10/12/86; 53 at Houston, 12/21/86; 53 vs. New England, 10/26/86; 52 vs. Indianapolis, 10/9/88.

LONGEST FIELD GOALS MADE—49 vs. Minnesota, 9/29/85; 49 vs. Pittsburgh, 9/25/88; 48 at New England, 11/23/86; 48 vs. Pittsburgh, 9/25/88; 48 vs. New Orleans, 12/10/89; 48 at Jets, 9/24/90.

37 Nate Odomes

Cornerback

Ht: 5-10 Wt: 188

College: Wisconsin

NFL Experience: 5

How Acquired: D-2A, '87

1990 Games Played/Started: 16/16

Career Games Played/Started: 60/60

Playoff Games Played/Started: 6/6

Birthdate: 8/25/65

Birthplace: Columbus, GA

Residence: Norcross, GA



PRO: Is perhaps one of the most underrated CBs in the league ...a trade on draft day with Tampa Bay gave the Bills the first pick in the 2nd round (which they used to select Odomes) and sent their original 2nd round pick and a 4th rounder to the Bucs...became an immediate starter for the Bills in the strike-shortened season of his rookie year and played extremely well.

1990: Turned in another outstanding season as the Bills most consistent DB and some feel he should have been in the Pro Bowl...led the team in FRs (3) and was 2nd in PDs (16)...was a key ingredient in the play that sparked the Bills season when he blocked Denver's David Treadwell's FG attempt and LB Cornelius Bennett returned the ball 80 yards for a TD...came back in the next game to make another game-breaking play when he stripped the ball from Raider WR Willie Gault and raced 49 yards for his first NFL TD..."pitched a shutout" against the Eagles (12/2), by not allowing his receiver to catch a pass...picked off a Dan Marino pass in the playoffs and then followed it up with an INT against the Raiders in the championship game...is tied for 3rd on Bills list of playoff INTs with LB Darryl Talley and Butch Byrd (2 INTs).



VETERAN PLAYERS

ODOMES, continued

1989: Finished 2nd in team INTs with 5 and 10th in tackles with 46...also tied Leonard Smith for team lead in FFs with 3 ...intercepted his 2nd Dan Marino pass of the day to set up the Bills' winning drive in the season opener...recorded his first NFL sack vs. New England (10/1)...proved his versatility by making a key block on Mark Kelso's TD return of a blocked FG in Houston game.

1988: Led the team in PD's with 12...was named AP HM All-Pro...picked off his first career INT against New England (1st game).

1987: Was one of the youngest rookie starters on the Bills' defense which was the youngest in the NFL...was the youngest starting defensive player in the NFL in '87 and the 2nd youngest starter overall (NE's Bruce Armstrong was youngest born 9/7/65)...when he took over as the starter in the first preseason game, he inherited the spot that had been held down by Charles Rhomes from since 1986.

COLLEGE/PERSONAL: Full name—Nathaniel Bernard Odomes...won 1st team All-Big Ten honors and was named to some all-america teams...completed his Badger career with 153 tackles...intercepted 8 passes with 6 of those in 1986...tied for the Big Ten lead with 6 INT's...had the top performance of his college career as a senior against Hawaii when he intercepted 3 passes and brought 1 back 73 yds. for a score...one of the fastest players on the Badger club with a 4.37 40...has also benched 410...was a key member of Wisconsin's track team...Ran in the 4 X 100 relay and also competed in the long jump...has competed in the NCAA's...was 2nd in the Big Ten meet in the long jump in '86 to Purdue's Rod Woodson, Pittsburgh's top pick in 1987...won 4 letters in football, basketball and track at Carver High in Columbus, GA...won all-state mention in football as a QB and punter...was a child and family studies major.

ODOMES' DEFENSIVE STATS

YEAR	CLUB	G/GS	TT	UT	AT	SACKS	INT	PD	FF	FR
1987	Buffalo	12/12	42	32	10	0	0	10	1	1
1988	Buffalo	16/16	44	39	5	0	1	12	1	0
1989	Buffalo	16/16	46	42	4	1	5	14	3	0
1990	Buffalo	16/16	42	31	11	0	1	16	2	3
TOTALS		60/60	174	144	30	1	7	52	7	4

ADDITIONAL CAREER STATISTICS: Blocked FGs: 1 (1990 vs. Denver).

PLAYOFFS

YEAR	CLUB	G/GS	TT	UT	AT	SACKS	INT	PD	FF	FR
1988	HOUSTON	1/1	5	3	2	0	0	2	0	0
1988	@Cincinnati	1/1	4	3	1	0	0	1	0	0
1989	@Cleveland	1/1	2	2	0	0	0	1	0	0
1990	MIAMI	1/1	2	2	0	0	1	1	0	0
1990	RAIDERS	1/1	4	3	1	0	1	3	0	0
1990	S.BXXV	1/1	5	5	0	0	0	0	0	0
TOTALS		6/6	22	18	4	0	2	8	0	0

74 Glenn Parker

Offensive Tackle

Ht: 6'5 Wt: 301

College: Arizona

NFL Experience: 2

How Acquired: D-3, '90

1990 Games Played/Started: 16/3

Career Games Played/Started: 16/3

Playoff Games Played/Started: 3/0

Birthdate: 4/22/66

Birthplace: Westminster, CA

Residence: Tucson, AZ



PRO: Has impressed coaches and scouts with the mobility for his size...has the physical tools to develop into an outstanding lineman, despite having played the game for only a few years...was the 69th player selected in the 1990 draft.

1990: Drew 3 starts, twice when starting LT Will Wolford was sidelined with a hamstring injury (Weeks 1 and 4)...the other starting nod came in Week 3 for RG John Davis who was out with a back problem...played well in his starting roles and also on the PAT and FG units...also saw considerable action in various games in relief of starters.

COLLEGE/PERSONAL: Full name—Glenn Andrew Parker...went to Arizona prior to the 1988 season from Golden West JC...earned 3rd team honors from



VETERAN PLAYERS

PARKER, continued

Football News and 1st team All-Pac 10 in 1989...started 10 games at OT...started every game his first year (1988) with the Wildcats, playing RT in 10 contests and LT for one...was a two-year starter as an OT at Golden West JC (Huntington Beach, CA)...attended Edison (Huntington Beach) HS, but did not compete in athletics...media arts major...enjoys riding his Harley-Davidson in his free time.

PARKER'S NFL RECORD

YEAR	CLUB	G/GS
1990	Buffalo	16/0

PLAYOFFS

TOTALS		G/GS - 3/0
---------------	--	-------------------

28 Greg Paterra

Fullback

Ht: 5-11 Wt: 220

College: Slippery Rock

NFL Experience: 2

How Acquired: FA '91

1990 Games Played/Started: 1/0

Career Games Played/Started: 10/0

Playoff Games Played/Started: 0/0

Birthdate: 5/11/67

Birthplace: McKeesport, PA

Residence: McKeesport, PA



PRO: Was drafted by Atlanta in the 11th round of the 1989 draft...was traded to Detroit during the 1990 preseason and was waived by the Lions after Week 1 of the regular season...signed with Buffalo as a FA 4/11/91...a hard-worker with tremendous strength.

1990: Was traded to Detroit from Atlanta following the 2nd preseason game for a conditional 11th round selection in the 1991 draft...remained with the Lions through Week 1 of the regular season before being waived when Detroit activated Jimmy Williams...was on the 47-man active roster for the 1 game, but was one of the 2 inactive players.

1989: Was long shot to make Atlanta's final roster, but impressed coaches with his hard work and hustle...saw action in 10 games, primarily on special teams...scored 5 TDs on short-yardage dives in the preseason...Falcons placed him on waivers at the end of preseason and then signed him to the Developmental Squad on 9/6...moved to the active roster 10/21 and played in the final 10 games...highlight came in Week 16 against Detroit when he accounted for 101 all-purpose yards with 31 rushing, 27 receiving and 43 returning.

COLLEGE/PERSONAL: Full name—Gregory R. Paterra...rushed for a Slippery Rock record 3,149 yards with 100-yard performances in 16 of his final 19 games...also scored 31 TDs in his collegiate career...began his collegiate career at Hartford Community College in Baltimore...prepped at Elizabeth-Forward High in McKeesport, PA...his uncle, Herb, is an assistant coach with the Lions and his grandfather was once tabbed the "world's strongest man" for his knack of bending steel rods with his teeth and his lifting strength.

PATERRA'S RUSHING STATS

YEAR	CLUB	G/GS	ATT	YARDS	AVG	LG	TD
1989	Atlanta	10/0	9	32	3.6	8	0
1990	Detroit	0/0	0	0	0.0	0	0
TOTALS		10/0	9	32	3.6	8	0

PATERRA'S RECEIVING STATS

TOTALS	REC	YARDS	AVG	LG	TD
TOTALS	5	42	4	20	0

ADDITIONAL CAREER STATS: Kickoff Returns—8 for 129 yards, 16.1 avg., 31 LG all in 1989; Special Teams Tackles—5 with 1 FF.

DID YOU KNOW?

The Bills have won each of the five overtime games where they LOST the toss to start the extra session. Beginning with the first two contests at New England in 1979 (16-13) and against the Los Angeles Rams (10-7) in 1980, Buffalo has also beaten the odds at Miami in 1983 (38-35), versus the New York Jets (9-6) in 1988, and at Houston (47-41) in 1989.



VETERAN PLAYERS

53

Marvucus Patton

Linebacker

Ht: 6'2 Wt: 226

College: UCLA

NFL Experience: 2

How Acquired: D-8,'90

1990 Games Played/Started: 16/0

Career Games Played/Started: 16/0

Playoff Games Played/Started: 1/0

Birthdate: 5/1/67

Birthplace: Los Angeles, CA

Residence: Los Angeles, CA



PRO: Coaches like this Bills LB for his excellent quickness and good strength...was the 208th player selected on the '90 Draft.

1990: Was selected to the Pro Football Weekly All-Rookie team...was a key member of the Bills KO coverage unit, which ranked first in the NFL for the 4th consecutive year in '90...also was a member of Buffalo's punt coverage team and finished 3rd in the team's special teams tackles with 27 TTs...broke his lower leg on the opening KO of the Miami playoff game.

COLLEGE/PERSONAL: Full name—Marvucus Raymond Patton...was a full-time starter his senior year at UCLA...made 197 TTs in his Bruin career with 2 INTs and 11.5 sacks...led UCLA with 11 sacks his senior year and was 2nd with 4 FFs...earned 2nd team All-Pac 10 his final year...was named to The Sporting News HM All-America list...also won Pac-10 All-Academic HM honors 3 times...lettered 3 years at Leuzinger High in Lawndale, CA...hopes to be an attorney and majored in political science.

PATTON'S DEFENSIVE STATS

YEAR CLUB	G/GS	TT	UT	AT	SACKS	QB PRS	INT	PD	FF	FR
1990 Buffalo	16/0	12	8	4	0.5	1	0	0	0	0

ADDITIONAL CAREER STATISTICS: Special Teams Tackles: Total—27 TTs (1990—4 UTs-12 ATs on KOs and 3 UTs-8 ATs on punts).

PLAYOFFS

TOTALS	G/GS	TT	UT	AT	SACKS	QB PRS	INT	PD	FF	FR
	1/0	0	0	0	0	0	0	0	0	0

94

Mark Pike

Defensive End

Ht: 6'4 Wt: 272

College: Georgia Tech

NFL Experience: 5

How Acquired: D-7B,'86

1990 Games Played/Started: 16/0

Career Games Played/Started: 51/0

Playoff Games Played/Started: 6/0

Birthdate: 12/27/63

Birthplace: Elizabethtown, KY

Residence: Edgewood, KY



PRO: Has been an key factor in the Bills leading the NFL in KO coverage the past 4 seasons as he led the team in special teams tackles in 1990 (36), tied for the lead in '89 (29 with Carlton Bailey) and finished 2nd in 1988 (20)...was Buffalo's 2nd of 3 choices in the 7th round in 1986...Bills obtained the pick used to select Pike in a trade with Detroit in '85 for QB Joe Ferguson...after 2 seasons working at LB, returned to DE in '88.

1990: Posted the best tackle stats of any Bills special teams player with 36 TTs...saw more defensive action in '90, filling in for an injured NT Jeff Wright vs. the Eagles (12/2) with 2 TTs and an injured DE Leon Seals at Washington (12/30) with 3 TTs...made a team high 4 UTs on special teams against Miami in the playoffs.

1989: Tied for the team lead in special teams tackles with 29...saw limited action as a backup DE and recorded 3 tackles and 1 FR...led all special teams tacklers in the playoff game at Cleveland with 4 stops.

1988: Was the 2nd leading special teams tackler for the Bills with 20, just 2 behind leader Butch Rolle...saw his first full active season and played in all 16 games...adjusted well to DE in the preseason after playing ILB and OLB the past 2 seasons.

1987: Played in just 3 games all with special teams...active for the opener against the Jets, but went on IR with a hamstring problem prior to the next game vs. Houston and remained there until being activated for games against the Browns



VETERAN PLAYERS

PIKE, continued

(11/15) and Jets (11/22)...was inactive the next 2 weeks before a foot injury put him back on IR for the final 3 games.

1986: Spent the year on IR with a shoulder injury he sustained against K.C. in the 3rd preseason game.

COLLEGE/PERSONAL: Full name—Mark Harold Pike...was a 4-year letterman at Georgia Tech...registered 141 career tackles with a high of 57 as a senior...added 3 QB sacks as a senior and helped Tech reach the All-American Bowl...went to Tech as a TE and played DE for 3 seasons...prepped at Dixie Heights High in Edgewood, KY, (near Cincinnati) and won all-state honors as a senior...was also a basketball standout and led his team in scoring and rebounding as a senior...his father, Harold, played basketball at Louisville and is a minister in KY...was a management major at Tech...Mark and his wife, Sharon, have a daughter, Kramer (1/4/90).

PIKE'S DEFENSIVE STATS

YEAR	CLUB	G/GS	TT	UT	AT	SACKS	QB PRS	INT	PD	FF	FR
1987	Buffalo	3/0	0	0	0	0	—	0	0	0	0
1988	Buffalo	16/0	7	3	4	0	—	0	0	1	0
1989	Buffalo	16/0	3	1	2	0	—	0	0	0	1
1990	Buffalo	16/0	9	7	2	0	0	0	0	0	0
TOTALS		51/0	19	11	8	0	—	0	0	1	1

ADDITIONAL CAREER STATISTICS: Special Teams Tackles: Total — 85 (20 in '88, 29 in '89, 36 in '90).

PLAYOFFS

	G/GS	TT	UT	AT	SACKS	QB PRS	INT	PD	FF	FR
TOTALS	6/0	3	2	1	0	1	0	0	0	0

ADDITIONAL PLAYOFF STATISTICS: Special Teams Tackles: Total—14 (1988—2 ATs on KO vs. Houston; 1989—2 UTs, 1 AT on KOs and 1 AT on punts @Cleveland; 1990—4 UTs on KOs vs. Miami, 3 ATs on KOs vs. Raiders, 1 AT on punts in S.B.XXV).

29 David Pool

Cornerback

Ht: 5-9 Wt: 182

College: Carson-Newman

NFL Experience: 2

How Acquired: FA-'90

1990 Games Played/Started: 9/1

Career Games Played/Started: 9/1

Playoff Games Played/Started: 0/0

Birthdate: 12/20/66

Birthplace: Cincinnati, OH

Residence: Cincinnati, OH



PRO: Drafted by San Diego with their 3rd selection in the 6th round of the 1990 draft (145th taken overall)...waived by the club 9/19/90 and signed with the Bills 10/5/90.

1990: Was placed on IR at the beginning of the regular season with an injured hamstring by San Diego and then waived 9/19...Bills signed him when he became available to shore up the secondary thinned by injuries such as FS Mark Kelso's dislocated ankle and CB Kriby Jackson's pulled hamstring...played well for Buffalo in the dime coverages...made his first NFL INT vs. New England (11/18)...made his first NFL start at Houston (11/26)...was inactive for Indianapolis game (12/9) and dressed but did not play at New England (10/28)... was inactive for all 3 playoff games.

COLLEGE/PERSONAL: Full name—David Allen Pool...began his collegiate career at Tennessee before transferring to Carson-Newman as a starting CB his last 3 years...made 150 TTs in his collegiate career with 9 INTs, 32 PDs and 1 FR...also played some WR in his last 2 years and made 8 catches for 296 yards with 3 TDs, 2 of them coming in the NAIA National Championship...caught 2 passes for 105 yards in that title game...returned 44 punts for 360 yards and 2 TDs...competed in the NAIA National Track Championships and ran a 10.37 in the 100 meters...was an all-state RB for Cape High in Cincinnati...majored in sociology...he and his wife, Gina, have 1 daughter, Christian (11/15/89).

POOL'S DEFENSIVE STATS

YEAR	CLUB	G/GS	TT	UT	AT	SACKS	INT	PD	FF	FR
1990	Buffalo	9/1	10	10	0	0	1	3	0	0

ADDITIONAL CAREER STATISTICS: 1990—1 AT on KO.



VETERAN PLAYERS

83

Andre Reed

Wide Receiver

Ht: 6'2 Wt: 190

College: Kutztown University (PA)

NFL Experience: 7

How Acquired: D-4A '85

1990 Games Played/Started: 16/16

Career Games Played/Started: 90/87

Playoff Games Played/Started: 6/6

Birthdate: 1/29/64

Birthplace: Allentown, PA

Residence: Allentown, PA



PRO: The most prolific pass receiver in Bills' history...holds the team record for most receptions...has been selected to play in the past 3 Pro Bowls and has led the Bills in receiving the past 5 seasons...either holds or shares the lead in 7 of the Bills 11 regular season receiving records...a strong candidate for the NFL's best receiver, especially running with the ball after he has made the catch...was Buffalo's first choice in the 4th round of the 1985 draft.

1990: Played in his 3rd consecutive Pro Bowl after leading the team in receptions for the 5th consecutive year with 71 catches...was named to the All-AFC teams by UPI and Football News in addition to All-Pro 2nd teams by AP and College and Pro Football Weekly...was named the AFC's Offensive Player-of-the-Week against the Jets (10/21) for his 8 catches for 116 yards and 2 TDs...broke Elbert Dubenion's club record of 35 TD catches when he caught his 36th at Indianapolis (12/9)...that Colts game was also his 10th multi-TD game in his career...eclipsed the 5,000-yards receiving mark at Houston (11/26)...twisted his ankle early in the Phoenix game (11/11) while blocking downfield for Thurman Thomas and missed the remainder of the game...recovered an onside KO late in the Miami playoff game to thwart any hopes of a Dolphins comeback...increased his team playoff record for most receptions to 31 following the Super Bowl.

1989: Capped off a record-breaking season by being selected to his 2nd consecutive Pro Bowl...was also voted to the UPI All-AFC team, Pro Football Weekly All-Pro team, AP All-Pro Second Team and College and Pro Football Newsweekly All-Pro Second Team...recorded the 10th best season reception total in NFL history with 88...broke Elbert Dubenion's 21-year-old team record of 296 career catches in the Seattle game with 2 receptions...established a new Bills' record for most receiving yards in a season with 1,312, breaking Frank Lewis' mark of 1,244 in 1981 and became the 4th Bills' receiver to go over 1,000 yards receiving in a season...led the AFC in receptions with 88 and yards receiving (1,312) and was 2nd in the NFL to Green Bay's Sterling Sharpe, who had 90...tied Dubenion's Buffalo record of 3 consecutive 100-yard receiving games with 157 vs. Denver, 135 at Houston and 114 vs. New England...tied another Dubenion record with 42 consecutive games with a catch until he broke the string in the Dolphins game (10/29)...tied Greg Bell's team record of 13 catches in a game grabbing 13 against Denver...recorded the longest reception of his career with a short catch he turned into a 78-yard TD at Houston before winning the game in OT with a 28-yard catch...also caught the winning pass with only 16 seconds left in the dramatic finish of the Monday night Rams game...tied for 5th in the AFC in scoring with 54 points...made the 2nd longest TD reception in Bills' playoff history when he caught a Jim Kelly pass over the middle and raced 50 yards for a 72-yard TD at Cleveland.

1988: Caught a record-setting 71 passes, despite missing 1 1/2 games with a bruised right knee and broke the old team mark for the most receptions in a season of 70 by Frank Lewis (1981)...was selected to the Pro Bowl for the first time in his career...was also named AP HM All-Pro...finished 4th in the AFC in receiving...his 968 yards receiving was 7th best in AFC...was hampered early in the season with a broken wrist, but played and didn't wear a cast until Week 3 vs. New England when it was discovered after complaining of discomfort...had a 36-yard run on a reverse in the 2nd Patriots game that stood as the longest run from scrimmage by a Bill in 1988.

1987: Led the Bills and ranked 3rd in the AFC in receptions with 57 in the strike-shortened season.

1986: Led the club in receptions with 53 despite missing 1 1/2 games with a right knee injury...his 7 TD's were the most TD catches in 1 season since Jerry Butler's 8 in 1981.

1985: Had a solid rookie season by starting 15 of 16 games...only Eddie Brown of Cincinnati (53) and San Francisco's Jerry Rice (49) caught more passes among rookies...also displayed some running ability by scoring a 14-yard TD on a reverse at Philadelphia (10/27).



VETERAN PLAYERS

REED, continued

COLLEGE/PERSONAL: Full name—Andre Darnell Reed...had a record-setting career at Kutztown (PA) University...set 9 school records as a receiver and finished his career with 142 catches for 2,020 yds. and 14 TD's...named to the All-Pennsylvania State Athletic Conference 3 yrs. in succession and twice was named an ECAC All-Star...was a high school QB at Dieruff High in Allentown, PA...led the school to an undefeated season his senior year and a conference title...studied criminal justice in college...has spent some of his offseason time as a volunteer at a Volunteers of America Children's Center in his hometown.

REED IT IN 1991

- Needs two 100-yard receiving games to become the Bills all-time leader (Dubenion-16, Reed-15).
- Needs 12 receptions to reach 400 in his career.
- Needs 1 TD reception to reach 40 in his career.
- Needs 9 points to pass RB Cookie Gilchrist into the 4th spot on Buffalo's all-time scoring list (Gilchrist-248, Reed-240).
- Needs 73 combined yards to pass Elbert Dubenion on all-time list (OJ Simpson-12,107; Joe Cribbs-6,228; Dubenion-5,635; Reed-5,463).

REED'S RECEIVING STATS

YEAR	CLUB	G/CS	REC	YDS	AVG	LG	TD
1985	Buffalo	16/15	48	637	13.3	32	4
1986	Buffalo	15/15	53	739	13.9	55t	7
1987	Buffalo	12/12	57	752	13.2	40	5
1988	Buffalo	15/14	71	968	13.6	65t	6
1989	Buffalo	16/16	88	1312	14.9	78t	9
1990	Buffalo	16/16	71	945	13.3	56t	8
TOTALS		90/88	388	5,353	13.8	78t	39

ADDITIONAL CAREER STATISTICS: rushed 18 times for 110 YDS, 6.1 AVG, 36 LG, 1 TD (14 yds. vs. Philadelphia, 10/27/85; 5 punt returns for 12 yds.

PLAYOFFS

YEAR	GAME	G/CS	REC	YDS	AVG	LG	TD
1988	HOUSTON	1/1	6	91	15.2	3	0
1988	@Cincinnati	1/1	5	55	11.0	18	1
1989	@Cleveland	1/1	6	115	19.2	72	1
1990	MIAMI	1/1	4	122	30.5	43	2
1990	RAIDERS	1/1	2	29	14.5	15	0
1990	S.B.XXV	1/1	8	62	7.8	20	0
TOTALS		6/6	31	474	15.3	72t	4

SINGLE GAME HIGHS

MOST RECEPTIONS—13 vs. Denver, 9/18/89.

MOST YARDS—157 vs. Denver, 9/18/89; 153 at LA Raiders, 12/6/87; 135 at Houston, 9/24/89; 132 at NY Jets, 10/17/88; 124 vs. Indianapolis, 10/9/88.

MOST TOUCHDOWN RECEPTIONS—2 vs. Jets 10/21/90; 2 at Indianapolis 12/9/90; 2 at Houston 9/24/89; 2 vs. Indianapolis 11/12/89; 2 at Indianapolis, 12/18/88; 2 at NY Jets, 10/17/88; 2 vs. Indianapolis, 10/9/88; 2 vs. Indianapolis, 10/19/86; 2 at Kansas City, 11/30/86.

LONGEST RECEPTIONS—78t at Houston, 9/24/89; 65t at NY Jets, 10/17/88; 61t at Seattle, 12/4/89; 58 vs. Indianapolis, 10/9/88; 56t vs. Philadelphia, 12/2/90; 55t vs. NY Jets, 9/7/86.

REED'S 100-YARD GAMES

DATE	OPPONENT	REC	YARDS	AVG	LG	TD
12/1/85	@San Diego	6	103	17.2	32	0
11/1/87	WASHINGTON	8	108	13.5	31	1
12/6/87	RAIDERS	7	153	21.9	38	0
9/11/88	MIAMI	8	122	15.2	30	0
10/9/88	INDIANAPOLIS	7	124	17.7	58	2
10/17/88	@Jets	7	132	18.8	65t	2
9/18/89	DENVER	13	157	12.1	23	0
9/24/89	@Houston	5	135	27.0	78t	2
10/1/89	NEW ENGLAND	4	114	28.5	36	0
10/16/89	RAMS	8	106	13.3	47	1



VETERAN PLAYERS

REED 100-YARD GAMES, continued

11/5/89	@Atlanta	5	100	20.0	52	0
11/19/89	@New England	6	107	17.8	48	0
12/17/89	@San Francisco	10	115	11.5	37	0
*1/6/90	@Cleveland	6	115	19.2	72t	1
10/21/90	JETS	8	116	14.5	19	2
11/4/90	@Cleveland	7	122	17.4	43	0
*1/12/91	MIAMI	4	122	30.5	43	2
TOTALS		17 100-YARD GAMES (15 regular season, 2 playoffs)				

14 Frank Reich

Quarterback

Ht: 6-4 Wt: 210

College: Maryland

NFL Experience: 7

How Acquired: D-3A '85

1990 Games Played/Started: 16/2

Career Games Played/Started: 30/5

Playoff Games Played/Started: 3/0

Birthdate: 12/4/61

Birthplace: Freeport, NY

Residence: Orchard Park, NY



PRO: Is recognized as the Bills "ace reliever" for his outstanding performances in 5 games as Buffalo's starting QB when Jim Kelly was injured...has not received the accolades he deserves as Scott Norwood's holder on PAT and FG attempts...is the man Jim Kelly looks to first for calls from the bench.

1990: Was 15 of 21 for 234 yards with 2 TDs and 0 INTs in the most important start of his career when he led the Bills to victory over Miami (12/23) in a game that decided the AFC East champion and the home field advantage throughout the playoffs...replaced an injured Jim Kelly (knee) in the 2nd quarter of the Giants game the week before and preserved a 4-point halftime lead to give Buffalo a 17-13 win...lost the only game of his 5 NFL starts in the season finale at Washington (12/30) but played only the first half.

1989: Made his first NFL start in Week 6 against the Rams and silenced the critics by engineering 2 late 4th-quarter drives...the first consisting of 10 plays, covering 86 yards and culminating with Reich finding RB Thurman Thomas for a 1-yard TD pass to give the Bills their first lead of the game with only 2:23 remaining...came back moments later (following a quick Rams' TD) to lead the Buffalo offense 64 yards in 7 plays and hit WR Andre Reed with a perfect 8-yard TD pass with 16 seconds remaining in one of the Bills' most exciting victories in history...finished the dramatic evening with 21 of 37 completions for 214 yards and 2 TDs...returned the next week to lead the Bills to a 34-3 demolition of the Jets...was 13 of 20 for 145 yards and 3 TDs in the game...made it 3-in-a-row the next week by defeating Miami, 31-17, throwing a perfect 63-yard bomb to speedster Don Beebe... replaced an injured Jim Kelly in the 4th quarter of the Colts game (10/8)...that game marked the first time he had thrown a pass since facing Denver(12/14/86).

1988: Saw his first action of the season vs. Jets (first game) with 7 minutes remaining.

1987: Did not get into a game during the season...saw extensive duty in 4 preseason games and finished with 32 completions in 69 attempts for 397 yards and a TD.

1986: Appeared in 3 games, all in relief of Jim Kelly...made his first appearance against K.C. (9/28) when Kelly left for 2 series with a bruised forearm...played 2 series before Kelly's return...took over late in the New England game (10/26)...had his best effort while playing nearly 2 quarters against the Colts (12/14) when Kelly left with a concussion late in the first quarter...directed Buffalo to a score in his first series (92 yards) and was 7 of 10 for 89 yards in the game.

1985: Was active for just 3 games...spent the first 13 weeks on IR with an achilles problem...played in just 1 of those 3 games and that was against the Jets (12/7).

COLLEGE/PERSONAL: Full name—Frank Michael Reich...was Maryland's starter as a senior, although he was slowed part of that season with a shoulder injury which sidelined him for 4 games...his 1st appearance back after the injury was a memorable one...entering the Miami game with the Terrapins trailing 31-0, he engineered 1 of the greatest comebacks in college football history...led the Terps on scoring drives on 6 consecutive possessions in the 2nd half on their way to a 42-40 victory...hit on 12 of 15 passes for 260 yds. and 3 TD's in that span...completed 63.9 percent of his throws in his senior year which ranked him among the nation's leaders...backed up Boomer Esiason in 1983 and made his first start that year when Boomer was out with an



VETERAN PLAYERS

REICH, continued

injury...led Maryland to a 13-7 upset of Pitt and came back late that year to complete 14 of 22 passes for 192 yds. in the 30-23 loss to Tennessee in the Florida Citrus Bowl...in his last game for Maryland, he completed 17 of 28 passes for 201 yards and a TD in a 28-27 Sun Bowl win over Tennessee...threw for 2,097 yards at Maryland and completed 62.9 percent of his passes...played in the Hula and Senior Bowls...graduated with a degree in business in the summer of '84, but played the following year as a graduate student...honored as a student-athlete by the ACC...attended Cedar Crest High in Lebanon, PA...a former roommate and close friend of Boomer Esiason...his father, Frank, played at Penn St. and is a former Nittany Lion captain...enjoys playing golf in his free time...is a part-owner with Esiason of Jim and Chuck's Boot Shop in Buffalo...he and wife, Linda, have one daughter, Lia Milan (1/26/90).

REICH'S PASSING STATS

YEAR	CLUB	C/GS	ATT	COMP	YDS	PCT	TD	INT	LG	SACKS
1985	Buffalo	1/0	1	1	19	100.0	0	0	19	0/0
1986	Buffalo	3/0	19	9	104	47.4	0	2	37	2/4
1987	Buffalo	0/0	0	0	0	0	0	0	0	0/0
1988	Buffalo	3/0	0	0	0	0	0	0	0	0/0
1989	Buffalo	7/3	87	53	701	60.9	7	2	63t	4/24
1990	Buffalo	16/2	63	36	469	57.1	2	0	43	6/41
TOTALS		30/5	170	99	1,293	58.2	9	4	63t	12/69

ADDITIONAL CAREER STATISTICS: Rushing Totals: 12 atts, 29 yards, 2.4 avg, 9 LG, 0 TDs (1985-1 att, 0 yards; 1989-9 att, 30 yards, 9 LG, 0 TDs; 1990-2 att, -1 yards, 0 LG).

51 *Jim Ritcher*

Offensive Guard

Ht: 6'3 Wt: 273

College: North Carolina State

NFL Experience: 12

How Acquired: D-1, '80

1990 Games Played/Started: 16/16

Career Games Played/Started: 159/125

Playoff Games Played/Started: 9/6

Birthdate: 5/21/58

Birthplace: Berea, OH

Residence: Raleigh, NC



PRO: The silent leader of the Bills who has played in more games than any other active member on the Buffalo roster...has been a starter at LG since 1983...The 16th player taken in the 1980 draft when the Bills selected him in the first round...was named AP HM All-Pro following the 1986 and '88 seasons... anchors one of the league's best OL's left sides with C Kent Hull and LT Will Wolford...the 1991 season will mark his 12th consecutive season and tie him for the club lead in that category with QB Joe Ferguson (1973-84) and DB Steve Freeman (1975-86)...also enters the '91 campaign tied for 3rd on the Bills all-time games played list (which includes play-offs) with Ferguson (168) and NT Fred Smerlas (168).

1990: Came back strong from shoulder surgery in training camp to have an outstanding season that included being named to UPI's All-AFC 2nd Team...started every game at LG for the Bills OL which gave up the fewest sacks in a non-strike season of any Buffalo front 5 since the group in 1981 that allowed just 16 sacks...helped open the huge holes that enabled Thurman Thomas to rush for 214 yards at the Jets (9/24), which ranks as the 2nd best rushing performance in Monday night history...started all 3 playoff games at LG.

1989: Once again started all 16 regular season games and the playoff game at Cleveland at LG...was labeled the most consistent player on the Bills OL...some experts believe he was overlooked for the Pro Bowl.

1988: Had another solid performance for the Bills at LG, starting at that position for all 16 regular season games and the 2 playoff games.

1987: Started all 12 games at LG in the strike-shortened season.

1986: Teamed up with C Kent Hull and RG Will Wolford to start all 16 games and anchor the middle of the Bills OL.

1985: Slowed part of the year with a left ankle injury which he suffered against Philadelphia (10/27)...re-injured the ankle against Houston 2 weeks later and sat out the entire 2nd half of the Bills' win...the same ankle had troubled him in the late stages of the 1984 campaign.

1984: Started 14 games...injured his left ankle against New England (11/11) and missed his next 2 starts against Dallas and Washington...however, the ankle bothered him much of the remainder of the year.



VETERAN PLAYERS

RITCHER, continued

1983: Was a full-time starter for the 1st time in his career...won a training camp battle with Tom Lynch for the starting LG spot and finished as a starter in all 16 games.

1982: Played in all 9 games in the strike-shortened season primarily as a special teams performer.

1981: Played in 14 games and made 3 starts...was ticketed to play center when training camp opened, but suffered a knee injury on the opening day of training camp which checked his progress...did make 3 starts during the year at RG in late November when he took over for Conrad Dobler against St. Louis, New England and Washington.

1980: Played in 14 games, primarily with the special teams and finished the year as a backup at center to Will Grant.

COLLEGE/PERSONAL: Full name—James Alexander Ritcher...one of the most honored college players in the country following his career at North Carolina State University...was the 1979 Outland Trophy winner as the nation's top lineman...a 2-time consensus All-American, he was only the 2nd offensive lineman to win the Outland Trophy since 1969...was runner up as the ACC Player-of-the-Year to Wake Forest's Jay Venuto...twice an All-ACC pick and the winner of the Jacobs Blocking Trophy as the league's top blocker 2 yrs. in succession...played in both the Peach and Tangerine Bowls...played 6 games as a junior with a severely sprained ankle and still earned high grades in every contest...a big reason NC State won the ACC rushing crown in 1977 and was 2nd the following 2 yrs...played in both the Hula and Japan Bowls...Won the H.C. Kennett Award as NC State's top all-around student-athlete for the 1979-80 school year...has a degree in sociology with a criminal justice minor...was a standout athlete at Highland High in Medina, OH, where he lettered in track and wrestling in addition to football...won all-state honors in football...recruited for NC State by Lou Holtz...served as the 1990 Honorary Chairman for the NCSU Wolfpack Club's Student Aid Association, which is designed to raise money for scholarships for student-athletes...has his commercial pilot's license...is a certified flight instructor...Jim and his wife, Harriett, have 2 sons, John (9/20/82) and Harrison (7/28/87).

RITCHER'S NFL RECORD

YEAR	CLUB	G/GS
1980	Buffalo	14/0
1981	Buffalo	14/3
1982	Buffalo	9/0
1983	Buffalo	16/16
1984	Buffalo	14/14
1985	Buffalo	16/16
1986	Buffalo	16/16
1987	Buffalo	12/12
1988	Buffalo	16/16
1989	Buffalo	16/16
1990	Buffalo	16/16
TOTALS		159/125
PLAYOFFS		
TOTALS		G/GS - 9/6

77 Reggie Rogers

Defensive End

Ht: 6-6 Wt: 280

College: Washington

NFL Experience: 3

How Acquired: FA '91

1990 Games Played/Started: 0/0

Career Games Played/Started: 11/2

Playoff Games Played/Started: 0/0

Birthdate: 1/21/64

Birthplace: Sacramento, CA

Residence: Orchard Park, NY



PRO: Came out of the University of Washington in 1987 as the highest rated defensive lineman on most teams' draft board and was selected by Detroit in the first round (7th pick overall)...was plagued with well-documented personal problems in his two years with the Lions that culminated in his serving 12.5 months of a 16-to-24 month sentence on charges of negligent homicide...was released 2/6/91 from Jackson (MI) State Prison...signed with the Bills 2/18/91.

*ROGERS, continued***1989 and 1990:** Was out of football.

1988: Played in 5 games and started 2 (vs. Jets and at San Francisco) at DE for Detroit...had best pro day vs. the Jets when he recorded 6 TTs (5 UTs and 1 AT)...made his only sack against the Rams in Week 2...was placed on IR in Week 6 after he injured his ankle the previous week against the 49ers and remained there until the conclusion of the season.

1987: Made his first NFL solo tackle against the Raiders in Week 2...played against Green Bay and Denver before going on the non-football illness list 11/6 (for emotional and personal counseling)...was out of action for 30 days before returning to see limited playing time in passing situations for the remaining 3 games.

COLLEGE/PERSONAL: Full name—Reginald O'Keith Rogers...was a two-time All-Pac 10 (junior and senior years) selection and a consensus All-American his senior year for the Huskies...totaled 281 TTs in his collegiate career...was a finalist for the Outland and Lombardi Trophies after winning the Morris Trophy, given to the conference's top defensive lineman...had his best year in 1985 when he made 112 tackles, 8 sacks and 1 FR...began his collegiate career at LB before making the swith to DE his sophomore season...also lettered 3 years on the Washington basketball team, starting in 1983 at forward and earning Pac-10 All-Freshman honors for averaging 8.4 ppg and 5.3 rpg...was the top reserve forward and center in '84 and '85...lettered in both sports at Notre Del Rio (Sacramento, CA) HS...also high jumped a personal best of 6'5"...is the brother of the late Don Rogers, who played DB collegiately at UCLA and professionally for Cleveland...Reggie and his wife, Sheila, have a daughter, Brittany (8/10/84), and twins Reggie and Regina (11/16/88).

ROGERS' DEFENSIVE STATS

YEAR	CLUB	G/GS	TT	UT	AT	SACKS	INT	PD	FF	FR
1987	Detroit	6/0	6	5	1	0	0	1	0	0
1988	Detroit	5/2	15	11	4	1	0	1	0	0
TOTALS		11/2	21	16	5	1	0	2	0	0

87 Butch Rolle*Tight End*

Ht: 63 Wt: 245

College: Michigan State

NFL Experience: 6

How Acquired: D-7C '86

1990 Games Played/Started: 16/0

Career Games Played/Started: 76/2

Playoff Games Played/Started: 6/0

Birthdate: 8/19/64

Birthplace: Miami, FL

Residence: Hallandale, FL



PRO: Posts one of the most amazing stats in the NFL having scored 8 TDs on his last 8 receptions over a 4-year span while serving as a backup TE to Keith McKeller and Pete Metzelaars...caught 4 passes his rookie year and has made every reception (8) since that time good for a TD...Buffalo received the pick used to choose Rolle in a trade with Seattle for Jon Borchardt in 1985...is utilized in most blocking situations...is actually most valuable to the team as an excellent special teams player who led the team with 22 TTs in 1988 and finished 2nd in 1990 with 29.

1990: Kept his amazing streak alive of turning receptions into TDs with 3 more in '90 to run his total to 8 catches for 8 scores...the 3 catches/TDs were against Indianapolis (9/9), Jets (9/24) and Phoenix (11/11)...recorded 29 special teams tackles, 2nd most for the Bills behind Mark Pike's 36, and played a significant role in the Bills KO coverage unit which led the NFL for the 4th consecutive year.

1989: Finished 5th in Bills' special teams tackles with 19...only reception of the year was good for a 1-yard score against the Bengals and marked his 5th TD catch...returned a KO 14 yards against New England (11/19).

1988: An excellent special teams player who led the Bills unit with 22 tackles...grabbed his 1st pass of the year in win over Green Bay and it was a 1-yard TD toss from Jim Kelly...his 2nd catch also resulted in a TD, a 2-yarder against the Raiders.

1987: Finished the season listed number 2 at TE behind Metzelaars...was used primarily in short yardage situations and also with special teams...made only 2 catches during the season, but each resulted in TDs...his first was a 3-yard grab vs. Miami (11/29) and then came back a week later to catch another 3-yarder vs. the Raiders.

1986: Played in all 16 games as a rookie with 1 start...his lone start came in Week 6 at Miami when the Bills started 2 TE's...had 4 catches during the year for 56 yds...3 of those came in the start at Miami and they totalled 48 yds, including a 20-yarder.



VETERAN PLAYERS

ROLLE, continued

COLLEGE/PERSONAL: Full name—Donald Demetrus Rolle...goes by the nickname "Butch"...won 4 letters at Michigan State and finished his career with 57 catches for 604 yds. and 5 TD's...caught a 5-yard TD as a sophomore to help MSU upset Notre Dame, 28-21, with 8 seconds left...HM All-Big Ten as a junior and senior...member of MSU teams that played in the Cherry and All-America Bowls...starred at Hallandale High in Florida...won all-county honors...also played basketball...father is a minister...majored in elementary education at MSU...enjoys playing the keyboards with his Buffalo band, "Pulse", in his spare time...keeps 2 boa constrictors as household pets.

ROLLE'S RECEIVING STATS

YEAR	CLUB	G/GS	REC	YDS	AVG	LG	TD
1986	Buffalo	16/1	4	56	14.0	20	0
1987	Buffalo	12/0	2	6	3.0	3t	2
1988	Buffalo	16/0	2	3	1.5	2t	2
1989	Buffalo	16/1	1	1	1.0	1t	1
1990	Buffalo	16/0	3	6	2.0	3t	3

TOTALS 76/2 12 72 6.0 20 8
ADDITIONAL CAREER STATISTICS: Special Teams Tackles: Total—76 (1987-6, 1988-22, 1989-19, 1990-29); 1990—2 KO returns for 22 yards, 11 LG.

PLAYOFFS

TOTALS	G/GS	SPEC. TT
	6/0	6 TT (3 UTs, 3 ATs)

ADDITIONAL PLAYOFF STATISTICS: 1990—1 KO return for 14 yards vs. Miami.

ROLLE'S 8 CATCHES/TDS

DATE	OPPONENT	YDS.	DATE	OPPONENT	YDS.
11/29/87	MIAMI	3t	11/26/89	CINCINNATI	1t
12/6/87	@ Raiders	3t	9/9/90	INDIANAPOLIS	3t
10/30/88	GREEN BAY	1t	9/24/90	@ Jets	2t
12/11/88	RAIDERS	2t	11/11/90	PHOENIX	1t

96 Leon Seals

Defensive End

Ht: 6-5 Wt: 270

College: Jackson State

NFL Experience: 5

How Acquired: D-4-'87

1990 Games Played/Started: 16/16

Career Games Played/Started: 61/22

Playoff Games Played/Started: 6/3

Birthdate: 1/30/64

Birthplace: New Orleans, LA

Residence: Orchard Park, NY



PRO: Became a starter at LDE in 1990...started for Bruce Smith in the opening weeks of the '88 season...saw a good deal of action in passing situations in 1988 and '89 as Art Still's backup...the Bills traded their 5th and 6th choices in 1987 to Washington in exchange for the Redskins' pick in the 4th round and selected the talented DE.

1990: Finished 6th in team tackles with 92 in his first year as a starter and tied for 3rd in sacks with 4...made his first career INT against the Colts (12/9)...came up with a big day against the Jets (10/21) when he made 10 TTs and 1 sack...also played a great game against the Giants (12/15) when he recorded 8 TTs and 1 sack...sprained his left knee in the season finale at Washington (12/30) which hampered him through the playoffs.

1989: Playing time increased as he shared half of the duties with Art Still...came in on passing situations and finished 4th in team sacks with 4 behind 3 defensive starters...sack against Indianapolis QB Tom Ramsey (11/12) marked 100th career tackle.

1988: Made impressive strides in 1988...played in all 16 games and started 5...started for Bruce Smith at RDE in the first 4 games and then started for Art Still at LDE in the final game...finished the final game (Colts) with a career-high 10 tackles...tied for the club lead in FRs with 3, including 1 vs. Green Bay that he picked up and ran 7 yds. for a TD.

1987: Had a fine rookie season, appearing in 13 games as a reserve DE and pass rushing specialist...did make 1 start when he played in the replacement game



VETERAN PLAYERS

SEALS, continued

against the Giants...finished 11th in tackles with 31 which were the most by a non-starting lineman...chipped in 3.5 sacks.

COLLEGE/PERSONAL: Full name—Leon Seals, Jr...nickname is “Dr. Sack”...rated as 1 of the top pass rushers by pro scouts in his final 2 seasons at Jackson State University...twice named All-SWAC...finished his career with 31 sacks, including 14 and 10 in his final 2 years...also had 264 career tackles and 8 FR's...was the Defensive MVP in the Freedom Bowl and also played in the Senior Bowl...had 14 tackles, 3 sacks and 1 FR in the Freedom Bowl...2nd leading tackler for the Tigers in his final 2 seasons and helped JSU earn a berth in the NCAA Div. I-AA playoffs as a senior...did not play as a freshman while concentrating on studies...broke into the starting lineup as a sophomore...his college coach called him the best defender to ever suit up for JSU and that list includes such greats as Coy Bacon, Verlon Biggs, Ben McGee and Robert Brazile...dubbed “Dr. Sack” at JSU after leading the SWAC in sacks his final 2 years...studied criminal justice...played at Scotlandville High in Baton Rouge, LA...was an all-state pick...Leon and his wife, Juanita, have 1 son, Jordan (10/19/90).

SEALS' DEFENSIVE STATS

YEAR CLUB	G/GS	TT	UT	AT	SACKS	QB PR.	INT	PD	FF	FR
1987 Buffalo	13/1	31	17	14	3.5	—	0	0	1	0
1988 Buffalo	16/5	47	38	9	2	—	0	2	0	3*
1989 Buffalo	16/0	40	29	11	4	—	0	3	1	1
1990 Buffalo	16/16	92	73	19	4	7	1	5	0	2
TOTALS	61/22	210	157	53	13.5	—	1	10	2	6

*1 FR returned for a 7-yard TD in 1988 vs. Green Bay

PLAYOFFS

YEAR GAME	G/GS	TT	UT	AT	SACKS	QB PR.	INT	PD	FF	FR
1988 HOUS.	1/0	0	0	0	0	0	0	0	0	0
1988 @Cin.	1/0	0	0	0	0	0	0	0	0	0
1989 @Clev.	1/0	1	0	1	0	0	0	1	0	0
1990 MIAMI	1/1	4	3	1	0	2	0	0	0	0
1990 RAIDERS	1/1	5	5	0	0	0	0	0	0	0
1990 S.BXXV	1/1	5	4	1	0	1	0	1	0	0
TOTALS	6/3	15	12	3	0	3	0	2	0	0

25 Tim Smiley

Safety

Ht: 6'0 Wt: 200

College: Arkansas State

NFL Experience: 1

How Acquired: FA-'90

1990 Games Played/Started: 0/0

(PUP—shoulder)

Career Games Played/Started: 0/0

Playoff Games Played/Started: 0/0

Birthdate: 5/11/66

Birthplace: Wynne, AK

Residence: Wynne, AK



PRO: Re-signed with the Bills 2/6/90 after being a member of Buffalo's Developmental Squad (10/3/89-1/5/90), but shoulder surgery kept him on the Physically Unable to Perform list for all of the 1990 season...originally was Washington's 5-A selection in the '89 NFL Draft and was a member of the Redskin's Developmental Squad (9/6/89-9/26/89)...a hard hitter who thrives on the physical aspect of the game.

COLLEGE/PERSONAL: Full name—Timothy Jerome Smiley...played collegiately at Arkansas State...led the team in INTs his senior year with 5 and shared the team lead in his junior year with 4...helped lead Arkansas State to the NCAA Division I-AA playoffs...transferred to Arkansas State after 1 semester at Henderson State...earned a scholarship at Arkansas State as a walk-on...majored in criminology...graduated from Wynne (AK) High.

DID YOU KNOW?

The Bills offense scored on 8 of their 16 opening drives during the 1990 season (7 touchdowns and 1 field goal).

**78 Bruce Smith****Defensive End**

Ht: 64 Wt: 275

College: Virginia Tech

NFL Experience: 7

How Acquired: D-1A, '85

1990 Games Played/Started: 16/16

Career Games Played/Started: 88/84

Playoff Games Played/Started: 6/6

Birthdate: 6/18/63

Birthplace: Norfolk, VA

Residence: Norfolk, VA



PRO: Regarded as one of the premier defensive players in the NFL according to his peers...is one of the most feared pass rushers in the league...has made the Pro Bowl trip the past 4 seasons and was the game's MVP in 1987...was 1 sack shy of the AFC leader in 1989 and '90 and just 1/2 sack shy the previous 3 seasons...is the Bills' all-time sack leader...was the first player chosen in the 1985 draft.

1990: Was the most dominant defensive player in the NFL, according to most experts, with honors and statistics to prove it...was selected to his 4th Pro Bowl, making him just 1 shy of having the distinction of the Bills player with the most Pro Bowls attended (5-G Joe DeLamielleure, RB O.J. Simpson and NT Fred Smerlas)...was 2nd in the NFL in sacks with 19, just 1 behind K.C.'s Derrick Thomas' 20...his 19 sacks set a new club single season record, breaking his own mark of 15 in 1986...equalled LB Cornelius Bennett's feat of being named AFC Defensive Player-of-the-Week twice in consecutive games against Indianapolis (12/9) and the Giants (12/15)...was 2nd on the Bills' tackle list with 101 TTs...completely dominated some games, such as the Colts contest when he sacked QB Jeff George 4 times...came up with one of the biggest plays of Super Bowl XXV when he sacked Giants QB Jeff Hostetler in the end zone for a safety in the 2nd quarter that gave the Bills a 12-3 lead.

1989: Became the Bills all-time leader in sacks when he surpassed Ben Williams' 51 and finished the '89 campaign with 57.5 career sacks...broke Williams' record in the Jets game (10/22) when he made 3 sacks...was selected as a starter in the Pro Bowl for the 3rd consecutive year...was voted to the Pro Football Weekly and UPI All-AFC squads and AP All-Pro Second Team...finished 4th in team tackles with 88...recorded 7 solos and 1/2 sack in the playoff game at Cleveland.

1988: Had a fantastic season that included being selected to the following post-season honors: Pro Bowl; 1st team units on AP All-Pro, PFWA All-Pro, UPI All-AFC, The Sporting News All-Pro, College and Pro Football Weekly All-Pro, Pro Football Weekly All-Pro, Pro Football Weekly All-AFC, Sports Illustrated All-Pro, Football News All-AFC and World Almanac All-Pro teams; UPI AFC Co-Defensive Player-of-the-Year; Bills Monday Morning Quarterback Club Defensive MVP...tied for the 2nd most sacks in the AFC with Lee Williams of San Diego at 11 (only 1/2 behind leader Greg Townsend of the Raiders), though he played in only 12 games...missed the first 4 games of the season when he was suspended by the NFL under its substance abuse program...was 9th on the team in tackles with 56, but first in sacks with 11...still managed to record 2 QB sacks against Cincinnati in the AFC title game, though he missed some of the game with an injury.

1987: Had an outstanding season which ended with a trip to the Pro Bowl where he won the Dan McGuire Award as the game MVP...named 1st team All-Pro by PFWA, The Sporting News, AP and Sports Illustrated...also won the Miller Lite/NFL Defensive Lineman-of-the-Year and was the UPI Defensive Player-of-the-Year...landed 1st team berths on the UPI, PFWA and Football News All-AFC teams and was the NFLPA AFC Defensive Lineman-of-the-Year...led all Bills' defensive linemen with 78 tackles, which ranked 4th on the squad...his dozen sacks were the most by a defensive lineman in the AFC...also registered 17 QB pressures...won AFC Defensive Player-of-the-Week honors for his 6 tackle, 3 sack effort vs. the Colts (12/13) in which 1 sack came late in the game when he dropped Sean Salisbury in the end zone, causing a fumble which he recovered for his 1st ever TD...partially blocked a FG vs. the Raiders (12/6)...started the season off with 13 tackles vs. the Jets for his career high...ran his streak of games with at least 1 sack to 9 during the year (going back to '86) before it ended against the Redskins (11/1).

1986: Named 2nd team All-AFC by UPI and HM All-Pro by AP...just missed leading the AFC in sacks when he set a new Bills' record of 15...ironically, tied again with San Diego's Lee Williams for 2nd most in conference, just 1/2 behind a Raider, Sean Jones, as in '88...his 63 tackles was 7th on the club...just missed a trip to the Pro Bowl



VETERAN PLAYERS

B. SMITH, *continued*

and was an alternate...had at least 1 sack in all but 3 games...also missed nearly 3 quarters of the Tampa Bay contest (11/2) with a bruised knee that kept him from starting the next week vs. Pittsburgh.

1985: Was voted the AFC Defensive Rookie-of-the-Year in balloting done by the NFLPA...was also named to the Football Digest All-Rookie team... led the Bills in sacks as a rookie with 6.5 and started 13 of 16 games...led the team in QB pressures with 25 and FR with 4...used some on short-yardage situations as a FB...carried the ball for no yards vs. the Jets (12/8)...his crushing block wiped out 2 San Diego LB's to clear the path for Joe Cribbs 1-yard TD run (12/1).

COLLEGE/PERSONAL: Full name—Bruce Bernard Smith...the 1985 Outland Trophy winner and a consensus 1st team All-America choice as a senior at Virginia Tech...came out of college as the #1 prospect in the country...registered 46 career sacks for the Hokies and had 25 other tackles behind the LOS...4-year tackle total was 180...twice chosen as Tech's MVP and twice selected as the top collegian in the state of Virginia...helped Tech earn a berth to the Independence Bowl...was also named to the All-South Independent team 3 years in a row...a high school All-American in football at Booker T. Washington in Norfolk, VA...also played basketball and helped Washington to a Virginia state championship as a senior...a sociology major at Tech...donated \$50,000 to the Virginia Tech scholarship fund in 1987...purchased a group of tickets for each home game in 1986-88 which he donated to grandparents through the National Council of Senior Citizens...the Bills' spokesman in their United Way television spot in '87...raised \$5,000 for the Variety Club Tele-a-thon in 1990 with the sale of his "Leader of the Sack" poster...wife's name — Carmen.

BRUCE SMITH'S 1990 AWARDS

AP Defensive Player-of-the-Year	NEA All-Pro Team
AP All-Pro 1st Team	101 Club Defensive Player-of-the-Year
UPI Defensive Player-of-the-Year	College and Pro Football Weekly All-Pro 1st Team
UPI All-AFC Team	Football Digest All-Pro 1st Team
PFWA All-Pro Team	Sports Illustrated's Dr. Z's All-Pro Team
Football News Defensive Player-of-the-Year	Touchdown Magazine Player-of-the-Year
Football News All-AFC Team	NFL Alumni Defensive Lineman-of-the-Year
Pro Football Weekly Defensive Player-of-the-Year	AFC Defensive Player-of-the-Month, December
Pro Football Weekly All-Pro Team	AFC Defensive Player-of-the-Week, Week 13 and 14
The Sporting News All-Pro Team	Pro Bowl

SMITH'S DEFENSIVE STATS

YEAR	CLUB	G/GS	TT	UT	AT	SACKS	QB PR.	INT	PD	FF	FR
1985	Buffalo	16/13	48	32	16	6.5	—	0	2	0	4
1986	Buffalo	16/15	63	36	27	15	—	0	1	3	0
1987	Buffalo	12/12	78	60	18	12	—	0	2	3	2
1988	Buffalo	12/12	56	39	17	11	—	0	1	3	0
1989	Buffalo	16/16	88	66	22	13	—	0	1	0	0
1990	Buffalo	16/16	101	82	19	19	14	0	6	4	0
TOTALS		72/68	434	315	119	76.5	—	0	13	13	6

PLAYOFFS

YEAR	CLUB	G/GS	TT	UT	AT	SACKS	QB PR.	INT	PD	FF	FR
1988	HOUS.	1/1	2	1	1	1	—	0	1	0	0
1988	@Cin.	1/1	5	4	1	2	—	0	0	0	0
1989	@Clev.	1/1	7	7	0	0.5	—	0	0	0	0
1990	MIAMI	1/1	2	2	0	0	2	0	2	0	0
1990	RAIDERS	1/1	0	0	0	0	1	0	1	0	0
1990	S.BXXV	1/1	5	4	1	1*	0	0	0	0	0
TOTALS		6/6	19	16	3	4.5	—	0	4	0	0

*Sacked Jeff Hostetler for a safety

ADDITIONAL PLAYOFF STATISTICS: Blocked Punts: 1988—1 vs. Houston.

46 Leonard Smith

Strong Safety

Ht: 5-11 Wt: 202

College: McNeese State

NFL Experience: 9

How Acquired: T-'88 (9/20)

1990 Games Played/Started: 16/16

Career Games Played/Started: 124/106

Playoff Games Played/Started: 5/5

Birthdate: 9/2/60

Birthplace: New Orleans, LA

Residence: East Amherst, NY





VETERAN PLAYERS

L. SMITH, continued

PRO: One of the Bills' biggest hitters defensively...came to Buffalo in a trade with Phoenix 9/20/88 that sent CB Roland Mitchell and 6th-round choice in '89 to the Cardinals (the '89 choice was originally sent to the Bills earlier in '88 by Phoenix in exchange for DE Sean McNamee)...was the Cardinals' number 1 selection in the '83 draft.

1990: Finished 3rd in team tackles (98) behind LB Darryl Talley (123) and DE Bruce Smith (101)...also tied for 2nd in FFs with 3...intercepted a John Elway pass and returned it 38 yards for the TD as the 2nd score in the Bills' 20 points in 1:17 scoring flurry...also had a double-digit tackle day vs. Miami in the playoff (1/12) and halted a Raider scoring opportunity by intercepting a Jay Schroeder pass in the end zone.

1989: Led the team in tackles with 99...also tied for the team lead in FF with CB Nate Odomes at 3...recorded the Bills' highest tackle total of the year with 15 stops at Houston and also made 1 INT, 1 PD and 1 FR...missed the season finale and the playoff game at Cleveland with a deep thigh bruise he suffered in the 49ers game.

1988: Played backup role in his first game as a Bill (vs. Pittsburgh) before starting at SS the remainder of the season (12 games)...played a major role in playoff win over Houston by blocking a punt, which set up Buffalo's first TD...missed most of the 2nd Jets game after being ejected in the first quarter following an altercation.

1987: Made the Football News' All-NFC team as a Cardinal...rattled off team-high 109 tackles...had one of his best days vs. New Orleans (10/11) when he made 10 tackles with 1 sack, forced a fumble and recovered and returned another fumble 29 yards for a TD.

1986: Cited by Sports Illustrated on its All-Pro team and Defensive Player-of-the-Week at Philadelphia (12/7) for 20 tackles, 2 sacks and a blocked FG...sacked Jim Kelly twice at Buffalo (9/21), causing 1 fumble...suffered broken metacarpal in left hand vs. Rams (9/7) in season opener, but played with protective cast the remainder of the year.

1985: First full season as a starter at SS...earned NFL Defensive Player-of-the-Week honors for Green Bay game (9/29) when he set up 2 scores with a blocked punt and a 67-yard INT return and ended the afternoon with another blocked punt, 6 tackles and 3 PDs...also earned the prestigious honor by posting 9 solos, 1 INT and a sack before a national audience in Cardinals' 21-10 Monday Night win over Dallas (11/4).

1984: Missed 4 games with a knee injury...turned 1st NFL INT into TD with 25-yard return vs. Colts (9/16)...displayed versatility with start at LCB vs. Miami (9/30) with 7 tackles and blocked PAT...missed 4 games with knee sprain.

1983: Severe ankle sprain in preseason hindered progress until midway through season...started season as a backup CB.

COLLEGE/PERSONAL: Full name—Leonard Phillip Smith...rated by many as top DB in nation in 1982...selected 1st team Division IAA All-American and 1st team All-Southland Conference as a senior...finished 3-year career at McNeese State with 7 INTs and 17 blocked kicks...had 34 consecutive starts...was all-state LB and RB at Robert Lee High in Baton Rouge, LA...spent 6 years restoring 1949 Chevrolet only to have it totaled in accident while in college...was Cardinals' Man-of-the-Year nominee in 1987...he and wife, Lana, have 1 daughter, Lanaya Frances (1/13/88).

SMITH'S DEFENSIVE STATS

YEAR	CLUB	G/GS	TT	UT	AT	SACKS	INT	PD	FF	FR
1983	St. Louis	16/0	NA	NA	NA	NA	NA	NA	NA	0
1984	St. Louis	12/11	62	52	10	1	2*	NA	NA	1
1985	St. Louis	16/16	116	104	12	3	2**	NA	NA	1
1986	St. Louis	16/16	119	102	17	5	1	NA	NA	0
1987	St. Louis	15/15	109	90	19	2	0	NA	NA	1
1988	Pho/Buffalo	16/15	75	55	20	1	1	NA	NA	0
1989	Buffalo	15/15	99	76	23	0	2	4	3	2
1990	Buffalo	16/16	98	65	33	0	2 ¹	6	3	1

TOTALS 122/104 678 544 134 12 10 NA NA 6

* 1 INT was for a 25-yard TD ** 1 INT was for a career long 67 yard-TD

¹ 1 INT was for a 38-yard TD

ADDITIONAL CAREER STATISTICS: 1 KO return for 19 yards in 1983; Blocked FGs: 3 total (1 in 1985, 1986, 1987); Blocked punts: 2 in 1985.

PLAYOFFS

YEAR	GAME	G/GS	TT	UT	AT	SACKS	INT	PD	FF	FR
1988	HOUSTON	1/1	6	5	1	0	0	0	0	0
1988	@Cincinnati	1/1	6	4	2	0	0	0	0	0
1989	@Cleveland	Inactive-thigh								
1990	MIAMI	1/1	10	7	3	0	0	2	0	0
1990	RAIDERS	1/1	5	4	1	0	1	2	0	0
1990	S.B.XXV	1/1	9	9	0	0	0	0	0	0

TOTALS 5/5 36 29 7 0 1 4 0 0

ADDITIONAL PLAYOFF STATISTICS: 1988—1 blocked punt vs. Houston.



VETERAN PLAYERS

79 **Joe Staysniak**

Offensive Line

Ht: 6-5 Wt: 298

College: Ohio State

NFL Experience: 1

How Acquired: FA '90

1990 Games Played/Started: 0/0

Career Games Played/Started: 0/0

Playoff Games Played/Started: 0/0

Birthdate: 12/8/66

Birthplace: Elyria, OH

Residence: Orchard Park, NY



PRO: Selected with San Diego's 2nd choice in the 7th round of the 1990 NFL Draft...was waived by the club in the final roster cutdown after training camp...signed by the Bills 11/28/90.

1990: One of the last players waived by San Diego in order to make the 47-man roster heading into Week 1 of the regular season...was signed by Buffalo following the Houston game (Week 11) and added to the Developmental Squad.

COLLEGE/PERSONAL: Full name—Joseph Andrew Staysniak...was a 4-year starting tackle at Ohio State...was selected 2nd team All-American in his final season and first team All-Big Ten ...was redshirted as a freshman in 1985...played in the Cotton Bowl as a freshman and the Hall of Fame Bowl as a senior...captained the Buckeyes in his senior year (1989)...was a first team Academic All-American as a senior and 2nd team Academic All-American in his sophomore year...graduated cum laude with a degree in marketing...maintained a 3.9 grade point average in his major and 3.5 average overall...was one of 11 1989 National Football Foundation and Hall of Fame Post Graduate Scholarship recipients...participated in 5 sports at Midview High in Grafton, OH...entered high school at 6-5, 240 pounds and graduated at 6-5, 295 pounds.

56 **Darryl Talley**

Linebacker

Ht: 6-4 Wt: 235

College: West Virginia

NFL Experience: 9

How Acquired: D-2, '83

1990 Games Played/Started: 16/16

Career Games Played/Started: 124/96

Playoff Games Played/Started: 6/6

Birthdate: 7/10/60

Birthplace: Cleveland, OH

Residence: Orchard Park, NY



PRO: Wrote a footnote in 1990 to his label "one of the league's most underrated players" when he was selected to the 1991 Pro Bowl as the "need" player by coach Art Shell...one of the top tacklers on the defensive unit each of the last 5 seasons...was the 39th player selected in the 1983 draft when the Bills chose him in the 2nd round...enters the 1991 season needing only 12 games to move into the top ten on the Bills all-time games played list...is often overshadowed by fellow Pro Bowlers but considered the "heart and soul" of the Bills defense by his teammates.

1990: Put together an incredible season that culminated in his first trip to the Pro Bowl...was selected to The Sporting News All-Pro team, Football News All-AFC team, SI's Dr. Z's All-Pro team and UPI All-AFC 2nd team...led the Bills in tackles with 123 TTs...was selected as the AFC Defensive Player-of-the-Week for his 9 tackles vs. Miami (12/23)...recorded tackle number 600 vs. New England (11/18)...made the return trip to his hometown of Cleveland (11/4) very special when he recorded 2 INTs, one of which he returned 60 yards for his first NFL TD while his brother, John (Cleveland TE), chased him unsuccessfully...was selected by his teammates as Buffalo's recipient of the Ed Block Courage Award for his amazing comeback following surgeries...had both elbows and his left knee scoped in one offseason day...re-injured his left knee in training camp, had it scoped again less than 3 weeks before the season opener, but started that first game and tied for the 2nd most tackles of the day...scored the last of 3 first quarter TDs in Buffalo's 51-3 route of the Raiders in the AFC title game when he returned an INT 27 yards.

1989: Tied for 2nd in team tackles with Ray Bentley at 97, just 2 behind leader Leonard Smith's 99...finished 2nd in team sacks with 6...was the only Buffalo LB to start every game...blocked Tony Zendejas FG attempt (which Mark Kelso picked up and ran in for a TD) at end of first half of Houston game...also blocked a FG against the Jets (12/23) to give



VETERAN PLAYERS

TALLEY, continued

him the distinction of being the only Bills' player to block a kick (2) in 1989...recorded 5 tackles and 1 sack in Cleveland playoff game.

1988: Finished as the team's 6th leading tackler with 73...did not start against Miami in Week 2 after suffering an ankle injury in the opener...missed almost the entire Cincinnati game during the regular season when he suffered a bruised right thigh in first series...led the Bills in tackles in both playoff games.

1987: Was 3rd on the team in tackles with 79...made the move to ROLB from LOLB in training camp...hampered by an elbow injury part of the year which he suffered against the Dolphins (10/25)...also suffered a broken finger vs. the Raiders (12/6).

1986: Was Buffalo's 2nd leading tackler with 116 stops...worked both sides at OLB...started the first 7 games on the right before moving to the left for the final 9 games after Lucius Sanford returned to the starting lineup following an injury...led the club with 16 QB pressures.

1985: Was the regular LOLB in the first 5 games before being replaced by Guy Frazier for the final 11 games...slowed for the final 2 games of the season with an injury to his right knee...hurt the knee against Pittsburgh (12/15) and was sub-par physically the final week against Miami...postseason surgery corrected the problem.

1984: Was a starter for the first time in his career...started all 16 games at LOLB and finished 6th in tackles with 84 and led the team with 5 sacks.

1983: Had a fine rookie season as a reserve OLB and special teams performer...had 5 sacks...backed up Ervin Parker on the left side...his biggest sack of the season came at Miami (10/9) when he dropped Dan Marino for a 13-yard loss in Bills' 38-35 OT win.

COLLEGE/PERSONAL: Full name—Darryl Victor Talley...ranked as one of the top defensive players ever at West Virginia...a consensus All-American as a senior when he led the Mountaineers to a Gator Bowl berth...a 4-year starter who ran up 484 tackles, 19 sacks, 5 FR's and 5 INT's...had an outstanding game against Pitt as a senior which included an INT of a Dan Marino pass which helped set up a FG and blocked a punt which he fell on for a TD...was Sports Illustrated's Defensive Player-of-the-Week following WVU's win over Boston College when he had 15 tackles...played in the Hula Bowl and Peach Bowl...has a degree in physical education...attended Sha High School in East Cleveland...Darryl and his wife, Jeanine, have a daughter, Alexandria.

TALLEY'S DEFENSIVE STATS

YEAR	CLUB	G/GS	TT	UT	AT	SACKS	QB PR.	INT	PD	FF	FR
1983	Buffalo	16/0	39	26	13	5	—	0	0	0	1
1984	Buffalo	16/16	84	59	25	5	—	1	3	0	0
1985	Buffalo	16/5	43	23	20	2	—	0	1	0	0
1986	Buffalo	16/16	116	71	45	3	16	0	4	0	1
1987	Buffalo	12/12	79	52	27	1	—	0	2	0	1
1988	Buffalo	16/15	73	46	27	2.5	—	0	2	2	1
1989	Buffalo	16/16	97	70	27	6	—	0	2	1	0
1990	Buffalo	16/16	123	79	44	4	5	2*	6	0	1
TOTALS		124/96	654	426	228	28.5	—	3	20	3	5

*1 INT was returned for 60-yard TD @Cleveland

ADDITIONAL CAREER STATISTICS: 2 KO returns for 9 yds. in 1983; Blocked FGs—3 Total: 1989—2 (@Houston, @Jets); 1990—1 (vs. Denver).

PLAYOFFS

YEAR	CLUB	G/GS	TT	UT	AT	SACKS	QB PR.	INT	PD	FF	FR
1988	HOUS.	1/1	7	7	0	1	1	0	0	0	0
1988	@Cin.	1/1	11	7	4	0	1	0	1	0	0
1989	@Clev.	1/1	5	3	2	1	2	0	0	0	0
1990	MIAMI	1/1	9	4	5	0	0	0	1	0	0
1990	RAIDERS	1/1	7	4	3	0	0	2*	3	0	0
1990	S.BXXV	1/1	7	3	4	0	0	0	1	0	0
TOTALS		6/6	46	28	18	2	4	2	6	0	0

*1 INT returned for 27-yard TD

89

Steve Tasker

Wide Receiver

Ht: 5-9 Wt: 183

College: Northwestern

NFL Experience: 7

How Acquired: W-'86 (Houston)

1990 Games Played/Started: 16/0

Career Games Played/Started: 74/0

Playoff Games Played/Started: 6/0

Birthdate: 4/10/62

Birthplace: Smith Center, KS

Residence: Holland, NY





VETERAN PLAYERS

TASKER, continued

PRO: Has established himself among the elite special teams players in the NFL the past 5 seasons...was voted the special teams player for the AFC squad in the 1988 and '91 Pro Bowls...also works as a reserve WR and can be called upon as a kick returner...the Bills claimed him on waivers from Houston in Nov. '86 after he played with the Oilers in parts of 1985 and 1986...was the 226th player selected when the Oilers selected him in the 9th round in 1985.

1990: Displayed one of the finest all-around special teams performances in Bills history in 1990 and was awarded for his efforts with his 2nd trip to the Pro Bowl...finished 4th in Buffalo special teams tackles with 25 and posted some impressive stats that included 2 blocked punts, 2 FF's inside the 20-yard line, 2 FRs and 2 UTs inside the 10-yard line on KO's...the first blocked punt was picked up by James Williams, who raced 38 yards for the TD that sparked the Bills to a 38-24 comeback victory over the Raiders...after 5 years finally made his first reception as a Bill and turned it into a 24-yard TD from Jim Kelly against Phoenix (11/11)...made his 2nd catch vs. Washington (12/30), another TD, on a 20-yard pass from QB Gale Gilbert.

1989: Finished 3rd in Bills' special teams tackles with 27, but led the team in special teams solo tackles with 11...made 1 solo tackle on special teams in playoff game at Cleveland.

1988: Missed the Cincinnati and Tampa Bay games with a right knee injury suffered against the Jets and underwent surgery at the end of the season...finished 3rd in Bills' special teams tackles with 17...blocked a punt against Pitt. which Robb Riddick picked up and returned 5 yards for a TD.

1987: Made 20 tackles on special teams which ranked 2nd behind John Kaiser (23) and led all players on those units with 3 FF's...blocked a punt for a safety vs. Denver (11/8) and partially blocked 3 others...1 of his FF's came in the OT win over Miami when he forced a Scott Schwedes' fumble in the final period which helped set up a TD to knot the score at 24-24...was voted the top special teams player in the AFC by the NFLPA and Pro Football Weekly bestowed the same honor.

1986: Played 2 games with Houston early in the year before suffering a left knee injury which put him on IR for 7 weeks...after being placed on waivers, he was claimed by the Bills and played the final 7 games...was 3rd in special teams tackles with 8...had a blocked punt against the Patriots (11/23) which helped set up a FG just before the half.

1985: Played in 7 games with Houston...a right knee injury kept him out of the other 9 games...his 26.3 KO avg. would have led the AFC but he did not have enough attempts to qualify for conference lead.

COLLEGE/PERSONAL: Full name—Steven Jay Tasker...was strictly a return specialist at Northwestern where he won 3 letters...transferred from Dodge City C.C. in Kansas after 1 year...still leads all Northwestern players for career KO avg. with a 24.3 mark...his 17.9 avg. for total kick returns also is a NU record...had 28 punt returns for a 10.8 avg...attended Wichita County HS in Leoti, KS...won 4 gold medals in the state track meet during his career, specializing in the 100, 200 and long jump...has a degree in communication studies from Northwestern and would like to be a sportscaster in the future...served an internship with WBKW-TV in Buffalo during the offseasons...was the Bills' nominee for the 1989 Ed Block Courage Award...served as an instructor for the highly acclaimed Women Understanding Football class in the Buffalo area...Steve and his wife, Sarah, have 3 children; Deacon (9/16/87), Annelise Christine (5/6/89) and Lucas (1/18/91).

TASKER'S KICKOFF RETURN STATS

YEAR	CLUB	G/GS	NO	YDS	AVG	TD	LG
1985	Houston	7/0	17	447	26.3	0	52
1986	Hous/Buff	9/0	12	213	17.8	0	24
1987	Buffalo	12/0	11	197	17.9	0	39
1988	Buffalo	14/0	0	0	0.0	0	0
1989	Buffalo	16/0	2	39	19.5	0	20
1990	Buffalo	16/0	0	0	0.0	0	0
TOTALS		58/0	42	896	21.3	0	52

TASKER'S RECEIVING STATS

YEAR	CLUB	REC	YARDS	AVG	LG	TD
1985	Houston	2	19	8.5	10	0
1990	Buffalo	2	44	22.0	24t	2
TOTALS		4	63	15.8	24t	2

ADDITIONAL CAREER STATISTICS: Special Teams Tackles: 105 Total—1985 (8), 1986 (8), 1987 (20), 1988 (17), 1989 (27), 1990 (25). Blocked Punts: 5 Total—1986 (1@New England), 1987 (1-vs. Denver), 1988 (1-vs. Pittsburgh), 1990 (2- vs. Raiders and vs. Philadelphia); 2 rushing atts. for 16 yards in 1985.



VETERAN PLAYERS

TASKER, continued

TOTALS	PLAYOFFS	
	G/GS	SPECIAL TEAMS TACKLES
	6/0	8

ADDITIONAL PLAYOFF STATISTICS: 1990-2 rec, 53 yards, 26.5 avg, 44 LG, 0 TD.

21 *Brian Taylor*

Cornerback

Ht: 5-10 Wt: 195

College: Oregon State

NFL Experience: 2

How Acquired: FA '91

1990 Games Played/Started: 0/0

Career Games Played/Started: 5/0

Playoff Games Played/Started: 0/0

Birthdate: 10/1/67

Birthplace: New Orleans, LA

Residence: Cheektowaga, NY



PRO: Was 1 of 3 undrafted FA signed by Chicago in 1989...made the Bears 47-man roster as a RB in '89 before switching to CB in 1990 and was waived at the end of training camp...signed with the Bills 4/1/91.

1990: Was waived in the final cutdown by the Bears as a CB.

1989: Signed with Chicago for the new 6-man Developmental Squad and was activated 11/3...saw first action in relief role at Pittsburgh (11/12) when he rushed twice for 7 yards...was inactive the final 2 games.

COLLEGE/PERSONAL: Full name—Brian Teon Taylor...finished his Oregon State career as 6th on the all-time list for all-purpose yardage (2,393)...began collegiate career at Laney JC (CA) where he was team captain and named All-Northern California JC HM...father (Roosevelt) played in the NFL for 14 years as a FS (1961-75) with Chicago, San Francisco and Washington...prepped at St. Augustine (LA) High...spent the 1990 season working at P.I. Advertising Agency in Chicago where he aided in the negotiations of format contracts.

TAYLOR'S RUSHING STATS

YEAR	CLUB	G/GS	ATT	YARDS	AVG	LG	TD
1989	Chicago	5/0	2	7	3.5	7	0

34 *Thurman Thomas*

Running Back

Ht: 5-10 Wt: 198

College: Oklahoma State

NFL Experience: 4

How Acquired: D-2 '88

1990 Games Played/Started: 16/16

Career Games Played/Started: 47/47

Playoff Games Played/Started: 6/6

Birthdate: 5/16/66

Birthplace: Houston, TX

Residence: Missouri City, TX



PRO: Has etched his name at the top of the NFL's list for all-purpose running backs by leading the league in total yards from scrimmage in 1990 with 1,829 and 1,913 yards in '89...earned 2 trips to the Pro Bowl (1989 and '90)...was the 40th player selected in the 1988 draft when the Bills chose him in the 2nd round.

1990: Posted a stellar season in which he led the NFL in total yards from scrimmage with 1,829 and topped the AFC in rushing with 1,297...was selected to such honors as All-Pro 1st Teams by AP, College and Pro Football Weekly and Football Digest, All-Pro Teams by PFWA, Pro Football Weekly, The Sporting News, NEA and SI's Dr. Z, and All-AFC Teams by UPI and Football News...moved from 8th to 3rd on the Bills' all-time rushing list with 3,422 yards...his 1,297 yards was the most since O.J. Simpson's 1,503 in 1976 and was the 4th best in Bills' history...became only the 5th Bills' player to rush for 200 yards in a single game with 214 at the Jets in Week 3, which was also the NFL's most in 1990...his 80-yard TD run vs. New England (11/18) was a career long and enters the Bills record book as tied for the 4th longest...rose to the occasion in the Miami game (12/23) with 154 yards rushing to offset the injured Jim Kelly...eclipsed the 1,000-yard barrier for the 2nd consecutive season in the Philadelphia game (12/2)...165 yards rushing vs. New England (11/18) was 2nd best



VETERAN PLAYERS

THOMAS, continued

of his career...scored a career high 3 TDs at Cleveland (11/4)...suffered a bruised right knee vs. the Jets (10/21) and did not finish the game...passed Joe Cribbs as Buffalo's all-time leading rusher in postseason play (498 yards) with 3 consecutive 100-yard performances...the 138 yards vs. the Raiders and 135 yards in Super Bowl XXV are the top 2 performances in Bills playoff history...31-yard TD run in the Silver Anniversary Super Bowl is also a Bills postseason best.

1989: In addition to being selected to the Pro Bowl, was also voted to UPI All-AFC squad, Pro Football Weekly's All-AFC team, AP Second Team, College and Pro Football Newsweekly All-Pro Second Team and SI's '89 Z Team...tied for the AFC TD lead with Kansas City's Christian Okoye with 12 and non-kicker scoring lead with 72 pts...finished 3rd in the AFC (6th in the NFL) in rushing with 1,244 yards behind Okoye (1,480) and Indianapolis' Eric Dickerson (1,311)...set a new team record for most receptions by a RB in a season with 60 catches, breaking Joe Cribbs' mark of 58...just the 3rd Buffalo player to have 6 or more 100-yard rushing games in a season...the 1,913 combined yards was 3rd best in team history behind O.J. Simpson's 2,243 in 1975 and 2,073 in 1973... teamed up with FB Larry Kinnebrew to become only the 6th tandem (8th time) in Bills' history to have both RBs rush for over 100 yards individually as Thomas gained 148 yards and Kinnebrew had 121 vs. Miami (10/29)...made 13 receptions in playoff game at Cleveland, tying an NFL record for most catches in a playoff game with San Diego's TE Kellen Winslow.

1988: Had an impressive rookie season, leading the Bills in rushing with 881 yards on 207 carries...was the 3rd leading rookie rusher in the NFL...missed more than 3 quarters vs. Seattle with a bruised shin...sat out next game against Miami with a sore leg.

COLLEGE/PERSONAL: Full name—Thurman Lee Thomas...1 of the premier RB's in the country during his college career at Oklahoma State...ran the ball 897 times during his career for 4,595 yards and 43 TD's...the yardage total is 2nd best in Big Eight history to Mike Rozier's 4,780 at Nebraska...no doubt would have been the conference's top rusher if he had not been slowed down much of his junior year with a bad left knee which he injured in a pick-up basketball game in the summer before his junior year...underwent arthroscopic surgery after the injury...had a big sophomore year when he gained 1,650 yards on 327 carries...holds the OSU record with 293 yards rushing in a game which he set in 1987 in the season finale against Iowa State...a 1st team AP All-America and a 2nd team choice by UPL...won 1st team Big Eight honors on the AP and UPI teams 3 years in succession...finished 7th in the Heisman Trophy balloting and then capped his senior season by running for 157 yards vs. West Virginia in the Sun Bowl and setting a record with 4 TD's...counting 2 other bowl games (Gator) he gained 5,004 yards and scored 48 TD's...had 155 yards in the Gator Bowl as a freshman vs. South Carolina and was game MVP...was a 2nd team All-America pick as a sophomore by Football News and the The Sporting News and 3rd team by AP...tossed a 12-yard scoring pass on a flea-flicker in the Gator Bowl against Florida State...had 21 100-yard games in his career...played in front of Heisman Trophy winner Barry Sanders...a prep star at Willowridge HS in Missouri City, TX...was chosen allstate and the Player-of-the-Year by the Houston Touchdown Club...hotel and restaurant major...hobbies include fishing, collecting Garfield dolls and "The Simpsons" items.

THOMAS' RUSHING STATS

YEAR	CLUB	G/GS	ATT	YDS	AVG	LG	TD
1988	Buffalo	15/15	207	881	4.3	37t	2
1989	Buffalo	16/16	298	1244	4.2	38	6
1990	Buffalo	16/16	271	1297	4.8	80t	11
TOTALS		47/47	776	3422	4.4	80t	19

THOMAS' RECEIVING STATS

YEAR	CLUB	REC	YDS	AVG	LG	TD
1988	Buffalo	18	208	11.6	34	0
1989	Buffalo	60	669	11.2	74t	6
1990	Buffalo	49	532	10.9	63	2
TOTALS		127	1409	11.1	74t	8

PLAYOFFS

THOMAS' RUSHING STATS

YEAR	GAME	ATT	YDS	AVG	LG	TD
1988	HOUSTON	7	75	10.7	40	1
1988	@Cincinnati 4	6	15	2	0	0
1988	@Cleveland	10	27	2.7	7	0
1990	MIAMI	32	117	3.7	14	2
1990	RAIDERS	25	138	5.5	15	1
1990	S.B.XXV	15	135	9.0	31	1
TOTALS		93	498	5.4	40	5



VETERAN PLAYERS

THOMAS, continued

THOMAS' RECEIVING STATS

YEAR	GAME	REC	YDS	AVG	LG	TD
1988	HOUSTON	0	0	0.0	0	0
1988	@Cincinnati	0	0	0.0	0	0
1989	@Cleveland	13	150	11.5	27	2
1990	MIAMI	3	38	12.7	20	0
1990	RAIDERS	5	61	12.2	17	0
1990	S.B.XXV	5	55	11.0	15	0
TOTALS		26	304	11.7	27	2

1990 GAME-BY-GAME RUSHING

GAME	G/GS	ATT	YDS	AVG	LG	TD
INDIANAPOLIS	1/1	20	84	4.2	29	1
@Miami	1/1	8	23	2.9	7	0
@Jets	1/1	18	214	11.9	60	0
DENVER	1/1	13	36	2.8	9	0
RAIDERS	1/1	15	67	4.5	9	0
JETS	1/1	2	5	2.5	3	0
@New England	1/1	22	136	6.2	26	1
@Cleveland	1/1	17	58	3.4	11	2
PHOENIX	1/1	26	112	4.3	43	0
@Houston	1/1	15	54	3.6	9	1
PHILADELPHIA	1/1	21	53	2.5	10	0
@Indianapolis	1/1	16	76	4.7	23	2
@Giants	1/1	21	60	2.8	9	1
MIAMI	1/1	30	154	5.1	13	1
@Washington	1/1	5	0	0.0	0	0
TOTALS		16/16	271	4.8	80t	11

SINGLE GAME HIGHS

MOST ATTEMPTS: 30 vs. Miami, 12/23/90; 29 vs. Indianapolis, 11/12/89; 27 vs. Miami, 10/29/89; 26 vs. Phoenix, 11/11/90; 26 vs. Cincinnati, 11/26/89.

MOST YARDS RUSHING: 214 at Jets, 9/24/90; 165 vs. New England, 11/18/90; 154 vs. Miami, 12/23/90; 148 vs. Miami, 10/29/89; 136 at New England, 10/28/90.

LONGEST RUN: 80t vs. New England, 11/18/90; 60 at Jets, 9/24/90; 43 vs. Phoenix, 11/11/90; 38 vs. Rams, 10/16/89; 37t vs. Raiders, 12/11/88.

MOST RECEPTIONS: 9 vs. Indianapolis, 9/9/90; 9 vs. Rams, 10/16/89; 8 @ Miami, 9/10/89; 8 @ San Francisco, 12/17/89.

MOST YARDS RECEIVING: 99 vs. New England, 10/1/89; 98 @ New England, 11/19/89; 91 at Indianapolis, 12/9/90; 81 @ Indianapolis, 10/8/89.

LONGEST RECEPTIONS: 74t vs. New England, 10/1/89; 63 at Indianapolis, 12/9/90; 48 at Giants, 12/15/90; 35 vs. Philadelphia, 12/2/90; 34 vs. Miami, 9/11/88; 33 @ Chicago, 10/2/88; 32 at Cleveland, 11/4/90.

THOMAS' 100-YARD GAMES RUSHING

DATE	OPPONENT	ATT	YARDS	AVG	LG	TD
10/30/88	vs. Green Bay	23	116	5.0	16	0
12/11/88	vs. Raiders	14	106	7.6	37t	1
10/1/89	vs. New England	21	105	5.0	28	1
10/16/89	vs. Rams	24	105	4.4	38	0
10/29/89	vs. Miami	27	148	5.5	30t	1
11/12/89	vs. Indianapolis	29	127	4.4	16	0
11/26/89	vs. Cincinnati	26	100	3.8	14	0
9/24/90	at Jets	18	214	11.9	60	0
10/28/90	at New England	22	136	6.2	2	1
11/11/90	vs. Phoenix	26	112	4.3	3	0
11/18/90	vs. New England	22	165	7.5	80t	2
12/23/90	vs. Miami	30	154	5.1	13	1
*1/12/91	vs. Miami	32	117	3.7	14	2
*1/20/91	vs. Raiders	25	138	5.5	15	1
*1/27/91	S.B.XXV	15	135	9.0	31	1
TOTALS		15 100-YARD GAMES (12 Regular Season, 3 Playoffs)				



VETERAN PLAYERS

36 **Brett Tucker**

Safety

Ht: 5-11 Wt: 195

College: Northern Illinois

NFL Experience: 2

How Acquired: FA '91 (Plan B from Houston)

1990 Games Played/Started: 0/0 (IR-Knee)

Career Games Played/Started: 0/0

Playoff Games Played/Started: 0/0

Birthdate: 9/6/67

Birthplace: DeKalb, IL

Residence: Sycamore, IL



PRO: Drafted by Houston in the 8th round (211th overall) of the 1990 draft, but spent the season on IR to rehabilitate his knee...signed with the Bills 3/13/91 through the NFL's Plan B program...a hard-hitter.

1990: Missed the entire 1990 season after reconstructive surgery in May to his left knee to repair anterior cruciate instability.

COLLEGE/PERSONAL: Full name—Brett Allen Tucker...totalled 205 TTs (145 UTs), 9 INTs, 19 PDs, 2 FFs and 1 FR at Northern Illinois...played CB for the Huskies...earned AP All-American HM as a junior with 70 TTs and 5 INTs...was Player-of-the-Game as a sophomore vs. UNLV when he made 5 TTs and made a game-saving INT in 34-31 victory...sat out a year between freshman and sophomore seasons following shoulder surgery...walked on as a freshman and made 24 TTs from his FS position and blocked a Northwestern punt...attended Sycamore (IL) High and lettered in football, wrestling and baseball...majored in corporate communications.

86 **Vernon Turner**

Wide Receiver

Ht: 5-8 Wt: 185

College: Carson-Newman

NFL Experience: 2

How Acquired: FA '90

1990 Games Played/Started: 1/0

Career Games Played/Started: 1/0

Playoff Games Played/Started: 0/0

Birthdate: 1/6/67

Birthplace: Brooklyn, NY

Residence: Buffalo, NY



PRO: A speedy receiver with good moves who can double as a punt/kick returner...signed as a FA with Denver in 1990, but was waived in training camp...signed with the Bills 10/5/90.

1990: Signed with Buffalo in October, but was active for only 1 game, the season finale at Washington (12/30), after Don Beebe broke his leg the week before vs. Miami...was a member of the Bills Practice Squad prior to his activation...played in the Redskins game, but did not record any statistics...was placed on the postseason Deactivation List prior to the Miami game (1/12).

COLLEGE/PERSONAL: Full name—Vernon Maurice Turner...was a first team all-conference selection as a RB his senior year at Carson-Newman (TN)...rushed for 869 yards and 12 TDs that year with 10 kickoff returns for 263 yards, including a 73-yarder...rushed for a total of 2,377 yards during his collegiate career...attended Curtis HS on Staten Island...majored in physical education...has 1 daughter, Ashley.

10 **Rick Tuten**

Punter

Ht: 6-2 Wt: 218

College: Florida State

NFL Experience: 3

How Acquired: FA '90

(Plan B from Philadelphia)

1990 Games Played/Started: 14/0

Career Games Played/Started: 16/0

Playoff Games Played/Started: 4/0

Birthdate: 1/5/65

Birthplace: Perry (FL)

Residence: Ocala (FL)





VETERAN PLAYERS

TUTEN, *continued*

PRO: Signed with the Bills 3/24/90 as an unconditional FA from Philadelphia... signed with San Diego (7/18/88) as a FA and was released prior to the start of the regular season...then signed with Washington (4/11/89) and was released (9/1/89)...then signed with Philadelphia to punt in the final 2 games (at New Orleans and vs. Phoenix) in '89 when punter John Teltschik was placed on IR with a knee injury...also punted for the Eagles in the playoff game vs. the Rams last year.

1990: Was waived at the completion of training camp, but re-signed (9/19) and remained the Bills punter for the final 14 games of the season...turned in his best effort of the season vs. Philadelphia (12/2) when he punted the Bills out of trouble twice within their own 10-yard line and averaged 45.2 yards on 5 punts...made 1 UT on a punt in Super Bowl XXV.

COLLEGE/PERSONAL: Full name--Richard Lamar Tuten...nickname--"Bootin"...played collegiately at Miami (83-84) before transferring to Florida State to play his final 2 years (86-87)...averaged 38.9 yards on 37 punts in his college career...attended Forest HS in Ocala (FL)...wife's name--Nancy.

TUTEN'S PUNTING STATS

YEAR	CLUB	PUNTS	YARDS	AVG	TB	IN 20	LG	BLK
1989	Philadelphia	7	256	36.6	1	1	45	0
1990	Buffalo	53	2107	39.8	4	12	55	0
TOTALS		60	2363	39.4	5	13	55	0

PLAYOFFS

YEAR	GAME	PUNTS	YARDS	AVG	TB	IN 20	LG	BLK
1989	Phil vs. Rams	8	307	38.4	0	2	43	0
1990	MIAMI	1	47	47.0	0	1	47	0
1990	RAIDERS	2	75	37.5	0	1	41	0
1990	S.B.XXV	6	233	38.8	0	2	47	0
TOTALS		17	662	38.9	0	6	47	0

ADDITIONAL PLAYOFF STATISTICS: Special Teams Tackles: 1 Total (1 UT in S.B.XXV).

31

James Williams

Cornerback

Ht: 5-9 Wt: 172

College: Fresno State

NFL Experience: 2

How Acquired: D-1, '90

1990 Games Played/Started: 16/5

Career Games Played/Started: 16/5

Playoff Games Played/Started: 3/0

Birthdate: 3/30/67

Birthplace: Osceola, AK

Residence: Fresno, CA



PRO: Shows all of the indications of a future All-Pro CB with athletic skills second to none...also makes big special teams plays...was the 16th player selected in the 1990 draft.

1990: Was selected to the All-Rookie teams by UPI and the Football News...led the team in PDs with 18...made his presence felt immediately when he blocked a Rohn Stark punt vs. the Colts in the season opener...scored his first NFL TD when he picked up Steve Tasker's blocked punt vs. the Raiders (10/7) and raced 38 yards to give the Bills a turnaround lead late in the game...made his first NFL start vs. New England (11/18) and turned in one of the biggest plays of his rookie season when he preserved a slim Bills lead by intercepting a Marc Wilson pass in the end zone with under 2 minutes to play...recorded his first INT off Steve Grogan at New England (10/28)...made a team high 3 PDs vs. Miami in the playoffs.

COLLEGE/PERSONAL: Full name--James Earl Williams...made 89 TTs with 3 INTs, 13 PDs, 3 FFs, 1 FR and 11 blocked kicks in his Fresno State career from 1986-89...also played in 2 California Bowls...began his college career as a WR...timed at 4.29 in the 40 while at FSU...earned All-Big West Conference first team 2 years in a row...set a modern day NCAA Division I-A season record by blocking six punts in his senior year, breaking the old mark of 5 blocked by Sheldon White of Miami (OH) in 1986...TRACK: 1986--Exploded for a career best 52'11" triple jump (3rd best in FSU history) to win the Pacific Coast Athletic Association title...led the FSU track team to the PCAA crown in the 400-meter relays as the unit set a then-school record time of 40.18 seconds...placed 15th in the NCAA finals in the triple jump...earned 4 letters in football and track and 2 in basketball at Coalinga (CA)



VETERAN PLAYERS

WILLIAMS, continued

HS...placed 2nd in the California state meet in the triple jump (51'4 1/2") in his senior year...physical education major...He and his wife, Karen, have one daughter, Nicole Alexa (8/24/90).

WILLIAMS' DEFENSIVE STATS

YEAR CLUB	G/GS	TT	UT	AT	SACKS	QB PR.	INT	PD	FF	FR
1990 Buffalo	16/5	38	29	9	0	0	2	18	0	0

ADDITIONAL CAREER STATISTICS: Special Team Tackles: 5 Total (1990-4 UTs, 1 AT on punts); Blocked Punts: 1990-1 vs. Indianapolis.

PLAYOFFS

TOTALS	G/GS	TT	UT	AT	SACKS	QB PR.	INT	PD	FF	FR
	3/0	5	4	1	0	0	0	5	0	0

69

Will Wolford

Offensive Tackle

Ht: 65 Wt: 295

College: Vanderbilt

NFL Experience: 6

How Acquired: D-1B, '86

1989 Games Played/Started: 14/14

Career Games Played/Started: 71/71

Playoff Games Played/Started: 6/6

Birthdate: 5/18/64

Birthplace: Louisville, KY

Residence: Orchard Park, NY



PRO: One of the best LTs in the AFC today who plays both the run and pass extremely well...an excellent athlete with a vertical jump of 32.5" who also benches over 500 pounds...capable of playing either tackle or guard as he did in his first couple of seasons...one of 2 first-round picks by the Bills in 1986...Buffalo obtained the pick used to select him in a trade with San Francisco in exchange for 2nd and 3rd round choices in the '86 draft.

1990: Achieved some recognition for his ability when he was named to his first Pro Bowl to replace an injured Anthony Munoz of Cincinnati...was also named to the All-AFC team by the Football News...anchored the all important LT position that enabled the Bills offensive line to allow only 27 sacks, the fewest in a non-strike season since the 1981 crew gave up just 16...pulled a hamstring late in the preseason and the nagging injury forced him to miss Weeks 1 and 4...was involved in one of Buffalo's "dark" plays of the season against the Giants (12/15) when he suffered a right knee injury and landed on Jim Kelly, injuring the QB's left knee...both players missed the second half, though Wolford made an attempt to return in one series in the 2nd half before starting the following week at Washington...played exceptionally well in all 3 playoff games.

1989: Anchored one of the best left sides of any OL in the league with C Kent Hull and LG Jim Ritches...epitomized his dedication and will to win when he made a TD-saving tackle on a FR by Miami's DB Rodney Thomas by running him down from behind (9/10)...started at LT in playoff game at Cleveland.

1988: Worked at LT until Tim Vogler was injured in the season opener and then moved back to to RG for 4 games with Leonard Burton taking over his LT slot...moved back to LT against the Colts when Vogler returned...suffered a slight knee injury in the Patriots win which kept him out for a brief period in the game.

1987: Made the move from RG to LT early in training camp and ended up starting 9 games...suffered a sprained left ankle against Washington (11/1) which sidelined him for nearly 3 quarters and kept him out of subsequent starts against Denver and Cleveland...returned to the starting lineup against the Jets and Miami before suffering a broken right thumb vs. the Raiders (12/6) which forced him out in the first half...the injury forced him to miss the win over the Colts (12/13)...started the next game against the Patriots before being replaced by Burton early in the game while still troubled by his injury...played the entire finale at Philadelphia.

1986: Did not sign until early August and moved into the starting lineup in the 3rd preseason game against K.C. and remained there throughout the season...was the first rookie offensive lineman to start every game for the Bills since Joe DeLamielleure did so in 1973...troubled briefly during the year with a rotator problem which he suffered against Miami (10/12)...won All-Rookie mention by PFWA, UPI and Pro Football Weekly.

COLLEGE/PERSONAL: Full name-William Charles Wolford...ranked as 1 of the top linemen in the Southeastern Conference during his career at Vanderbilt...started



VETERAN PLAYERS

WOLFORD, *continued*

from 1983-85...won All-SEC honors as a senior and was also a 3rd team All-America choice by AP...performed in both Blue-Gray and Senior Bowl games...won 2nd team freshman All-America honors in '82...played in the Hall of Fame Bowl that year...prepped at St. Xavier HS in Louisville, KY...won 11 letters and was an all-state choice and also all-district in basketball...wife's name—Jude.

WOLFORD'S NFL RECORD

YEAR	CLUB	G/GS
1986	Buffalo	16/16
1987	Buffalo	9/9
1988	Buffalo	16/16
1989	Buffalo	16/16
1990	Buffalo	14/14
TOTALS		71/71
PLAYOFFS		
TOTALS		G/GS - 6/6

91

Jeff Wright

Nose Tackle

Ht: 63 Wt: 270

College: Central Missouri State

NFL Experience: 4

How Acquired: D-8B, '88

1990 Games Played/Started: 16/16

Career Games Played/Started: 47/16

Playoff Games Played/Started: 6/3

Birthdate: 6/13/63

Birthplace: San Bernado, CA

Residence: Lenexa, KS



PRO: Stepped to the forefront in 1990 as the Bills starting NT after serving as a backup to Fred Smerlas for 2 seasons...has unusual quickness for a NT...forte is putting pressure on the QB...was Buffalo's 2nd choice in the 8th round in 1988...the Bills obtained the choice in a 1987 trade with the Colts involving tackle Roger Caron.

1990: Made an impressive step forward in his first season as a starter, finishing 2nd in sacks with 5...his 76 TTs and 5 sacks in 1990 were better than the combination of Smerlas and Wright in '89, which posted 49 TTs and 4 sacks...turned in one of the best performances of any Buffalo defender in SB XXV by recording a career high 11 TTs...one of those 11 TTs was RB Ottis Anderson for a 4-yard loss on a first down run from the Buffalo 3-yard line which eventually forced the Giants to kick the game-winning FG instead of scoring a TD.

1989: Shared time with starter Fred Smerlas and played in most passing situations...climbed into the national spotlight when he sacked Miami QB Dan Marino for the first time in nearly 400 attempts (10/29)...recorded his first career INT at New England (11/19)...suffered a knee injury in the 3rd quarter of the season opener at Miami (9/10) and was inactive the next week against Denver.

1988: Played in all 16 games as a backup to Fred Smerlas and recorded 5 sacks, 4th on the team...1 of 3 defensive rookies to make the team in '88...played all but 1 play, the opening one, in season finale against Indianapolis.

COLLEGE/PERSONAL: Full name—Jeff Dee Wright...had an outstanding career at Central Missouri State...named to Kodak's 1st team College Division All-America team and was also chosen 2nd team on AP's Little All-America team...was the starting NG in both 1986 and '87 for the Mules, who did not lose a game in the Missouri Intercollegiate Athletic Association either season...had 119 tackles in '87 and was named the MIAA Defensive Player-of-the-Year...also added 75 sacks which also led his club...was also called upon as a RB in short yardage situations and had 2 carries for 5 yards and 2 TD's...All-MIAA as a junior and senior...chosen as the school's top male athlete for 1987-88...enrolled at CMSU after 1 year at Coffeyville (KS) Junior College...originally enrolled at Tulsa after a fine prep career at Lawrence (KS) HS...starred in both football and track and was a state champion in the shot put...physical education major...he and wife, Kim, have 1 daughter, Taylor (1/17/90), and 1 son, Jeffery Logan (6/7/91).



VETERAN PLAYERS

WRIGHT, *continued*

WRIGHT'S DEFENSIVE STATS

YEAR CLUB	G/GS	TT	UT	AT	SACKS	QB PR.	INT	PD	FF	FR
1988 Buffalo	16/0	22	16	6	5	—	0	1	0	1
1989 Buffalo	15/0	15	12	3	3	—	1	2	1	2
1990 Buffalo	16/16	76	51	25	5	3	0	1	0	0
TOTALS	47/16	113	79	34	13	—	1	4	1	3

ADDITIONAL CAREER STATISTICS: 6 special teams tackles in 1988.

PLAYOFFS

YEAR GAME	G/GS	TT	UT	AT	SACKS	QB PR.	INT	PD	FF	FR
1988 HOUS.	1/0	0	0	0	0	0	0	0	0	0
1988 @Cin.	1/0	0	0	0	0	0	0	0	0	0
1989 @Clev.	1/0	2	2	0	0	2	0	0	0	0
1990 MIAMI	1/1	3	3	0	0	2	0	0	1	0
1990 RAIDERS	1/1	1	0	1	0	0	0	1	0	0
1990 S.B.XXV	1/1	11	8	3	1	1	0	0	0	0
TOTALS	6/3	17	13	4	1	5	0	1	1	0

BILLS' GREAT COMEBACKS

October 28, 1962, Bears Stadium

BUFFALO 45 Denver 38

Trailing 38-23 with 11:57 left to play, quarterback Warren Rabb threw touch-down bombs of 75 and 40 yards, scored a two-point conversion and bootlegged in from four yards for the winning score.

September 10, 1967, War Memorial Stadium

BUFFALO 20 New York Jets 17

20 unanswered Buffalo points in the fourth quarter ended in climatic fashion as kicker Mike Mercer, in his regular season debut for Buffalo, booted a 43-yard field goal with four seconds on the clock.

September 16, 1974, Rich Stadium

BUFFALO 21 Oakland 20

Both teams combined for three touchdowns in the final two minutes of this Monday night game, capped by Joe Ferguson's 13-yard pass to wide receiver Ahmad Rashad with 26 seconds left.

November 22, 1981, Rich Stadium

BUFFALO 20 New England 17

With only 35 seconds remaining, the Bills drove 73 yards in two plays and snatched victory when quarterback Joe Ferguson's 36-yard "Big Ben" pass deflected into the arms of running back Roland Hooks.

October 25, 1987, Joe Robbie Stadium

BUFFALO 34 Miami 31

The Bills fell behind 21-0 but battled back in the second half to set the stage for kicker Scott Norwood's 27-yard field goal in overtime.

September 10, 1989, Joe Robbie Stadium

BUFFALO 27 Miami 24

Down by four points with no time on the clock, quarterback Jim Kelly dove two yards into the end zone to finished off a miraculous two touchdown rally.

October 16, 1989, Rich Stadium

BUFFALO 23 LA Rams 20

Quarterback Frank Reich capped off his second TD drive of the fourth quarter when he found wide receiver Andre Reed for an eight yard completion with only 16 seconds remaining in this Monday night contest.

September 30, 1990, Rich Stadium

BUFFALO 29 Denver 28

The Buffalo Bills scored 21-points in a span of 1:17 seconds early in the fourth quarter en route to victory. The first of the three TDs came via LB Cornelius Bennett's 80-yard return after CB Nate Odomes' blocked David Treadwell's field goal attempt.



1991 ROSTER

NUMERICAL

ALPHABETICAL ROSTER

No.	Player	Pos.	Ht.	Wt.	Birthdate	Exp.	College	High School Hometown	How Acquired	No.	Player	Pos.
54	Bailey, Carlton	LB	6-2	237	12/15/64	4	North Carolina	Baltimore, MD	D9-88	3	Bjorn Nittmo	K
92	Baldinger, Gary	NT	6-3	270	10/4/63	5	Wake Forest	Massapequa, NY	FA-90	7	Gale Gilbert	QB
75	Ballard, Howard	T	6-6	315	11/3/63	4	Alabama A & M	Ashland, AL	D11-87	8	Tom Bill	QB
52	Bavaro, David	LB	6-0	235	3/27/67	2	Syracuse	Danvers, MA	B(PHX)-91	9	Chris Motir	P
82	Beebe, Don	WR	5-11	177	12/18/64	3	Chadron State (NE)	Sugar Grove, IL	D3-89	10	Rick Tuten	P
97	Bennett, Cornelius	LB	6-2	235	8/25/66	5	Alabama	Birmingham, AL	T(IND)-87	11	Scott Norwood	K
50	Bentley, Ray	LB	6-2	235	11/25/60	6	Central Michigan	Grand Rapids, MI	FA-86	12	Jim Kelly	QB
8	Bill, Tom	QB	6-0	204	7/7/68	R	Penn State	Flemington, NJ	FA-91	14	Frank Reich	QB
61	Burton, Leonard	C/G	6-3	277	6/18/64	5	South Carolina	Memphis, TN	D3-86	19	Tim Kalal	P
95	Clark, Steve	TE	6-6	244	11/28/67	R	Texas	New Orleans, LA	D12-91	20	Henry Jones	CB
62	Collins, Brent	LB	6-2	235	4/27/68	R	Carson-Newman	Dandridge, TN	D7b-90	21	Brian Taylor	CB
58	Conlan, Shane	LB	6-3	235	4/3/64	5	Penn State	Frewsburg, NY	D1-87	22	Judd Garrett	RB
23	Davis, John	G	6-4	310	8/22/65	5	Georgia Tech	Ellijay, GA	PB(HOU)-89	23	Kenneth Davis	RB
65	Davis, Kenneth	RB	5-10	209	4/10/62	6	Texas Christian	Temple, TX	PB(GB)-89	24	Amir Rasud	RB
76	DeLorenzo, Tony	T	6-3	285	11/8/67	R	New Mexico State	San Antonio, TX	D10-91	25	Tim Smiley	SS
45	Drane, Dwight	SS	6-2	205	5/6/62	6	Oklahoma	Miami, FL	SD1-84	26	Chris Hale	CB
85	Edwards, Al	WR	5-8	168	5/18/67	2	NW Louisiana State	Kenner, LA	D11-90	27	Clifford Hicks	CB
59	Frerotte, Mitch	G	6-3	280	3/30/65	3	Penn State	Kittanning, PA	FA-89	28	Greg Paterra	FB
33	Fuller, Eddie	RB	5-9	199	11/22/68	1	Louisiana State	Leesville, LA	D4-90	29	David Pool	CB
35	Gardner, Carwell	FB	6-2	235	11/27/66	2	Louisville	Louisville, KY	D2-90	30	Brett Young	FS
99	Gamer, Hal	LB	6-4	235	1/18/62	5	Utah State	Logan, UT	D3b-85	31	James Williams	CB
48	Garrett, John	WR	5-11	172	3/2/65	1	Princeton	Monmouth Beach, NJ	FA(WLAF)-91	33	Eddie Fuller	RB
22	Garrett, Judd	RB	6-2	208	6/25/67	1	Princeton	Monmouth Beach, NJ	FA(WLAF)-91	34	Thurman Thomas	RB
7	Gilbert, Gale	QB	6-3	210	12/20/61	4	California-Berkeley	Red Bluff, CA	FA-89	35	Carwell Gardner	FB
81	Glover, Deval	WR	5-11	184	9/12/65	1	Syracuse	Troy, NY	FA-90	36	Brett Tucker	SS
68	Hackmack, Ken	T	6-9	309	9/20/67	1	Texas	Industry, TX	FA(WLAF)-91	37	Nate Odomes	CB
93	Haggins, Odell	NT	6-2	278	2/27/67	1	Florida State	Bartow, FL	FA-91	38	Mark Kelson	FS
43	Hamilton, Millard	WR	5-10	185	12/30/67	R	Clark (GA)	Ridgeland, SC	D6-91	39	Darryl Wren	CB
90	Hansen, Phil	DE	6-5	271	5/20/68	R	North Dakota State	Ellendale, ND	D2-91	40	Shawn Wilbourn	FS



1991 ROSTER

26	Hale, Chris	CB	5-7	161	1/4/66	3	USC	Monrovia, CA	D7b-89	41	Jamie Mueller	RB
71	Hendrickson, Craig	T	6-3	275	5/5/68	R	Minnesota	Tucson, AZ	FA-91	42	Lionel Maruel	WR
27	Hicks, Clifford	CB	5-10	188	8/18/64	5	Oregon	San Diego, CA	FA-90	43	Millard Hamilton	WR
67	Hull, Kent	C	6-5	275	1/13/61	6	Mississippi State	Greenwood, MS	FA-86	44	Brad Lamb	WR
47	Jackson, Kirby	CB	5-10	180	2/2/65	5	Mississippi State	Sturgis, MS	FA-87	45	Dwight Drane	S
20	Jones, Henry	CB	6-0	197	12/29/67	R	Illinois	St. Louis, MO	D1-91	46	Leonard Smith	S
19	Kalai, Tim	P	6-3	205	9/13/67	R	Miami (FL)	Longview, WA	FA-91	47	Kirby Jackson	CB
12	Kelly, Jim	QB	6-3	218	2/14/60	6	Miami (FL)	East Brady, PA	D1b-83	48	John Garrett	WR
38	Kelso, Mark	FS	5-11	185	7/23/63	6	William & Mary	Pittsburgh, PA	FA-86	50	Ray Bentley	LB
60	Kirkland, Dean	G	6-2	290	1/4/68	R	Washington	Vancouver, WA	D11-91	51	Jim Ritcher	G
44	Lamb, Brad	WR	5-10	171	10/7/67	R	Anderson (IN)	Middletown, OH	D8-91	52	David Bavaro	LB
63	Lingner, Adam	C	6-4	268	11/2/60	9	Illinois	Rock Island, IL	FA-89	53	Marcus Patton	LB
73	Lodish, Mike	NT	6-3	260	8/11/67	2	UCLA	Birmingham, MI	D10-90	54	Carlton Bailey	LB
80	Lofton, James	WR	6-3	190	7/5/56	14	Stanford	Los Angeles, CA	FA-89	55	Mark Maddox	LB
55	Maddox, Mark	LB	6-1	220	3/23/68	R	Northern Michigan	Milwaukee, WI	D9-91	56	Darryl Talley	LB
42	Maruel, Lionel	WR	5-11	180	4/13/62	8	Pacific	Los Angeles, CA	FA-91	57	Matt Monger	LB
84	McKeller, Keith	TE	6-4	245	7/9/64	4	Jacksonville State	Fairfield, AL	D9-89	58	Shane Conlan	LB
88	Metzlaars, Pete	TE	6-7	250	5/24/60	10	Wabash	Portage, MI	T(SEA)-85	59	Mitch Prerotte	OL
9	Mohr, Chris	P	6-5	215	5/11/66	2	Alabama	Thomson, GA	FA(WLAP)-91	60	Dean Kirkland	G
57	Monger, Matt	LB	6-1	235	11/15/61	6	Oklahoma State	Denver, CO	FA-89	61	Leonard Burton	C/G
41	Mueller, Jamie	FB	6-1	230	10/4/64	5	Benedictine	Fairview Park, OH	D3b-87	62	Brent Collins	LB
3	Nittmo, Bjorn	K	5-11	185	7/26/66	2	Appalachian State	Lund, Sweden	FA(WLAP)-91	63	Adam Lingner	C
11	Norwood, Scott	K	6-0	207	7/17/60	7	James Madison	Alexandria, VA	FA-85	64	Ron Sancho	LB
37	Odomes, Nate	CB	5-10	188	8/25/65	5	Wisconsin	Columbus, GA	D2a-87	65	John Davis	G
74	Parker, Glenn	G/T	6-5	301	4/22/66	2	Arizona	Huntington Beach, CA	D3-90	67	Kent Hull	C
28	Patera, Greg	FB	5-11	220	5/11/67	3	Slippery Rock	McKeesport, PA	FA-91	68	Ken Hackmack	T
53	Patton, Marcus	LB	6-2	216	5/1/67	2	UCLA	Lawndale, CA	D8-90	69	Will Wolford	T
94	Pike, Mark	DE	6-4	272	12/27/63	5	Georgia Tech	Villa Hills, KY	D7b-86	70	Matt Ruhland	DL
29	Pool, David	CB	5-9	188	12/20/66	2	Carson-Newman	Cincinnati, OH	FA-90	71	Craig Hendrickson	T
24	Rasul, Amir	RB	5-11	190	7/3/69	R	Florida A & M	Tallahassee, FL	D7-91	73	Mike Lodish	NT
83	Reed, Andre	WR	6-1	190	1/29/64	7	Kutztown State	Allentown, PA	D4a-85	74	Glenn Parker	C/T
14	Reich, Frank	QB	6-4	210	12/4/61	7	Maryland	Lebanon, PA	D3a-85	75	Howard Ballard	T
51	Ritcher, Jim	G	6-3	273	5/21/58	12	North Carolina State	Medina, OH	D1-80	76	Tony DeLorenzo	T



1991 ROSTER

NUMERICAL

ALPHABETICAL ROSTER

No.	Player	Pos.	Ht.	Wt.	Birthdate	Exp.	College	High School Hometown	How Acquired	No.	Player	Pos.
77	Rogers, Reggie	DE	6-6	280	1/21/64	2	Washington	Sacramento, CA	FA-91	77	Reggie Rogers	DE
87	Rolle, Butch	TE	6-4	245	8/19/64	6	Michigan State	Hallandale, FL	D7c-86	78	Bruce Smith	DE
70	Rubland, Matt	DL	6-4	273	11/29/67	R	Iowa	Hilbert, WI	FA-91	79	Joe Staysniak	T
64	Sancho, Ron	LB	6-2	235	6/21/65	1	LSU	New Orleans, LA	FA(WLAF)-91	80	James Lofton	WR
96	Seals, Leon	DE	6-5	267	1/30/64	5	Jackson State	Baton Rouge, LA	D4b-87	81	Deval Glover	WR
25	Smiley, Tim	SS	6-0	190	5/11/66	1	Arkansas State	Wynne, AR	FA-90	82	Don Beebe	WR
46	Smith, Bruce	DE	6-4	280	6/18/63	7	Virginia Tech	Norfolk, VA	D1a-85	83	Andre Reed	WR
79	Staysniak, Joe	T	6-5	295	12/8/66	1	Ohio State	Baton Rouge, LA	T(FHX)-88	84	Keith McKeller	TE
56	Talley, Darryl	LB	6-4	235	7/10/60	9	West Virginia	Elyria, OH	FA-91	85	Al Edwards	WR
89	Tasker, Steve	WR	5-9	185	4/10/62	7	Northwestern	Cleveland, OH	D2-83	86	Vernon Turner	WR
21	Taylor, Brian	CB	5-10	195	10/1/67	3	Oregon State	Leoti, KS	W(HOU)-85	87	Butch Rolle	TE
34	Thomas, Thurman	RB	5-10	198	5/16/66	4	Oklahoma State	New Orleans, LA	FA-91	88	Pete Metzelaars	TE
36	Tucker, Brett	SS	5-11	195	9/6/67	2	Northern Illinois	Missouri City, TX	D2-88	89	Steve Tasker	WR
86	Turner, Vernon	WR	5-8	185	1/6/67	2	Carson-Newman	Sycamore, IL	PB(HOU)-91	90	Phil Hansen	DE
10	Tuten, Rick	P	6-2	218	1/5/65	3	Florida State	Brooklyn, NY	FA-91	91	Jeff Wright	NT
31	Williams, James	CB	5-10	172	3/30/67	2	Fresno State	Ocala, FL	PB(PHIL)-90	92	Gary Balingier	NT
40	Wilbourn, Shawn	FS	6-3	205	7/22/67	R	Long Beach State	Coalinga, CA	D1-90	93	Odell Haggins	NT
69	Wolford, Will	T	6-5	290	5/18/64	6	Vanderbilt	Visalia, CA	D5-91	94	Mark Pike	DE
39	Wren, Darryl	CB	6-0	186	1/25/67	R	Pittsburg State (KS)	Louisville, KY	D1b-86	95	Steve Clark	TE
91	Wright, Jeff	NT	6-2	270	6/13/63	4	Cent. Missouri State	Tulsa, OK	D3-91	96	Leon Seals	DE
30	Young, Brett	FS	5-10	195	6/3/67	1	Oregon	Lawrence, KS	D8b-88	97	Cornelius Bennett	LB
								Wilmington, CA	SD8-89	99	Hal Garner	LB

HEAD COACH: MARV LEVY

ASSISTANT COACHES: TOM BRESNAHAN, Offensive Line; WALT COREY, Defensive Coordinator; BRUCE DeHAVEN, Special Teams; CHUCK DICKERSON; Defensive Line; DON LAWRENCE, Offensive Quality Control/Tight Ends; CHUCK LESTER, Defensive Quality Control/Admin. Asst. to Head Coach; TED MARCHIBRODA, Offensive Coordinator; RUSTY JONES, Strength and Conditioning; NICK NICOLAU, Receivers; ELIJAH PITTS, Running Backs; DICK ROACH, Defensive Backs.



HOW THE BILLS ARE BEING BUILT

Year	Draft (Round)	Trade /Waivers	Free Agents
1980	Jim Ritches (1)		
1983	Jim Kelly (1B) Darryl Talley (2)		
1985	Hal Garner (3B) Bruce Smith (1A) Frank Reich (3A) Andre Reed (4A)	Pete Metzelaars (Seattle)	Scott Norwood
1986	Will Wolford (1B) @ Leonard Burton (3) Mark Pike (7B) Butch Rolle (7C)	*Steve Tasker (Houston)	Ray Bentley ** Dwight Drane Kent Hull Mark Kelso
1987	Shane Conlan (1) Nate Odomes (2A) Jamie Mueller (3B) Leon Seals (4) Keith McKeller (9) Howard Ballard (11)	Cornelius Bennett (Indianapolis)	Kirby Jackson
1988	Thurman Thomas (2) Jeff Wright (8B) Carlton Bailey (9)	Leonard Smith (Phoenix)	
1989	@ Don Beebe (3) @ Chris Hale (7B)		# John Davis # Kenneth Davis Mitch Fyrotte Gale Gilbert # Adam Lingner James Lofton Matt Monger ** Brett Young
1990	James Williams (1) Carwell Gardner (2) Glenn Parker (3) @ Eddie Fuller (4) Brent Collins (7B) @ Marcus Patton (8) Mike Lodish (10) Al Edwards (11)		Gary Baldinger † Deval Glover † Tim Smiley # Rick Tuten Cliff Hicks David Pool †† Vernon Turner
1991	Henry Jones (1) Phil Hansen (2) Darryl Wren (3) Shawn Wilbourn (5) Millard Hamilton (6) Amir Rasul (7) Brad Lamb (8) Mark Maddox (9) Tony DeLorenzo (10) Dean Kirkland (11) Steve Clark (12)		# David Bavaro Tom Bill ## John Garrett ## Judd Garrett ## Ken Hackemack Odell Haggins Craig Hendrickson Tim Kalal Lionel Manuel ## Chris Mohr ## Bjorn Nittmo Greg Patera Reggie Rogers Matt Ruhland ## Ron Sancho †† Joe Staysniak Brian Taylor # Brett Tucker

* Acquired on Waivers

** Supplemental Draft

Free Agents Signed Under Plan B

Free Agents signed from WLAF

@ Player on Injured Reserve at Conclusion of 1990 Season

† Physically Unable to Perform at Conclusion of 1990 Season

†† On Bills NFL Practice Squad at Conclusion of 1990 Season



1991 DRAFT CHOICES

95 **Stephen Clark**

Tight End

Round: 12th (333th overall)

Ht: 6-6 Wt: 244

College: University of Texas

Birthdate: 11/28/67

Birthplace: New Orleans, LA

Residence: Austin, Tx



COLLEGE/PERSONAL: Full name—Stephen Clark...an intelligent player who has good size and excellent blocking skills...was granted an extra season after playing only the season opener in 1989 before missing the remainder of the year with a recurring foot injury that required surgery...had played in 35 consecutive games to that point...was a 3-year starter for the Longhorns...started all 11 games as a junior in '88...started all 11 games, plus the Bluebonnet Bowl, in 1987 and caught 1 pass in each of his first 6 games and 3 against Houston...drew 2 starts his freshman year...earned All-America accolades and was named to the All-South team as a senior at Curtis High in New Orleans...twice was named district's MVP...was a member of the Spring 1990 Athletic Director's Honor Roll...majored in finance.

RECEIVING STATS

YEAR	G/GS	REC	YARDS	AVG	LG	TD
1986	11/2	16	105	6.	14	2
1987	11/11	10	75	7.	1	0
1988	11/11	11	106	9.6	7	1
1989	1/0	0	0	0	0	0
1990	11/11	9	70	7.8	17	0
TOTALS	45/35	46	356	7.7	7	3

70 **Tony DeLorenzo**

Offensive Line

Round: 10th (277th overall)

Ht: 6-3 Wt: 285

College: New Mexico State

Birthdate: 11/8/67

Birthplace: San Antonio, TX

Residence: San Antonio, TX



COLLEGE/PERSONAL: Full name—Anthony DeLorenzo...has good mobility for his size and was extremely durable in his collegiate career at New Mexico State...was a 4-year starter at LT for the Aggies...was selected to the 1990 All-Big West 2nd team...started at LT in his junior season all but one game when he was the starting RT...named to the All Italian-American College Football Preseason Team twice...was redshirted as a freshman in 1986...was a 3-year starter at Robert E. Lee High in San Antonio and also competed in basketball and track...majored in psychology and would like to work with children in that field when football career has been completed.

EQUALIZATION, EXPANSION DRAFTS

1962 - AFL EQUALIZATION DRAFT: Bills Lost QB Richie Lucas to Denver, K Durward Pennington to Dallas.

1966 - EXPANSION DRAFT: Bills lost RB Billy Joe, WR Bo Roberson, OT Jim Davidson, and DE Howard Simpson to Miami.

1968 - EXPANSION DRAFT: Bills lost OG Gary Bugenhagen, RB Bobby Burnett, DB Charley King, C Bob Schmidt, and DT Rich Zecher to Cincinnati.

1976 - EXPANSION DRAFT: Bills lost DB Frank Oliver, DE Pat Toomay to Tampa Bay and WR Ahmad Rashad, RB Gary Hayman to Seattle.

**43 Millard Hamilton****Wide Receiver**

Round: 6th (166th overall)

Ht: 5-10 Wt: 180

College: Clark Atlanta University

Birthdate: 12/30/67

Birthplace: Ridgeland, SC

Residence: Ridgeland, SC



COLLEGE/PERSONAL: Full name—Millard Hamilton...nicknamed "Jet"...a fine all-around athlete who has quick feet and a good burst of speed...was known at Clark Atlanta University for making big plays...had an interesting collegiate career that included playing wide receiver, tight end, strong safety, free safety, kickoff returner, punt returner, punter and kicker...finished 5th in NCAA Division II receiving his senior year with 50 catches and tied for 10th in KO return average with 26.7 (30 for 800 yards)...showed his versatility as a junior in the 22-21 victory over North Carolina Central by returning kicks, making 2 INTs, catching 7 passes and scoring 16 points on 2 TDs and two 2-point conversions...was a starter all 4 years...was the first player drafted out of Clark Atlanta University in 15 years...only 2 Panthers went on to NFL careers, TE Morris Stroud of Kansas City and TE Greg McCrary of Atlanta...majored in physical education.

YEAR	G	RECEIVING STATS			
		REC	YARDS	AVG	TD
1987	9	34	629	18.	4
1988	9	32	554	7.3	4
1989	10	29	567	19.6	5
1990	10	50	997	19.9	13
TOTALS	38	145	2747	18.9	26
YEAR	ATT	KICKOFF RETURN STATS			
		YARDS	AVG	TD	
1987	13	264	0.3	0	
1988	17	244	1.3	0	
1989	29	590	0.4	0	
1990	30	800	26.6	0	
TOTALS	89	1898	1.3	0	

ADDITIONAL CAREER STATISTICS: Punt Returns: 30 for 350 yards, 11.6 avg, 0 TD; Punting: 17 for 484 yards, 28.5 avg, 42 long (1987-1 for 39 yards, 1988-16 for 445 yards); Defensive Stats: 7 games (1987-1, 1988-1, 1989-3, 1990-2), 32 TTs (25 UTs, 7 ATs), 0 sacks, 3 INTs, 17 PDs, 0 FFs, 2 FRs.

90 Phil Hansen**Defensive End**

Round: 2nd (54th overall)

Ht: 6-5 Wt: 258

College: North Dakota State

Birthdate: 5/20/68

Birthplace: Ellendale, ND

Residence: Ellendale, ND



COLLEGE/PERSONAL: Full name—Phillip Hansen...recognized as one of the standout pass rushers at the small college level his senior year...named Small College Defensive Lineman of the Year by The NFL Draft Report...timed at 4.72 in the 40 in his senior year...picked as All-American first team by Football Gazette in his junior and senior years...adds to his talents as a long snapper...had at least one



1991 DRAFT CHOICES

HANSEN continued

sack in each game his senior year except the Mankato State contest...had a season high 17 TTs vs. South Dakota State...led the team in PDs his junior year with 17...started 10 regular season games his sophomore season and was named National Defensive Player of the Week by the Football Gazette for his 13 TTs vs. Millersville...came back to earn the same honors the following week vs. Cal State-Sacramento for his 9 TTs and 3 sacks...was redshirted as a freshman in 1986...was a 2-time all-conference selection at Oakes (ND) High, playing DT, LB, OL and RB...was the basketball team's MVP as a senior...agricultural economics major with a minor in business with a 3.08 grade point average.

DEFENSIVE STATS								
YEAR	TT	UT	AT	SACKS	INT	PD	FF	FR
1987	26	6	20	5	0	1	2	1
1988	55	18	37	8	0	9	1	0
1989	89	28	61	16	0	15	1	1
1990	73	23	50	12	0	7	0	0
TOTALS	243	75	168	41	0	32	4	2
NCAA PLAYOFFS								
YEAR	TT	UT	AT	SACKS	INT	PD	FF	FR
1988	31	8	23	4	0	11	0	0
1989	10	2	8	1	0	2	0	0
1990	27	17	10	5	0	6	2	0
TOTALS	68	27	41	0	0	19	2	0

20 *Henry Jones*

Defensive Back

Round: 1 (26th overall)

Ht: 5-11 Wt: 197

College: Illinois

Birthdate: 12/29/67

Birthplace: St. Louis, MO

Residence: St. Louis, MO



COLLEGE/PERSONAL: Full name—Henry Jones...a fine combination of speed, athletic ability and aggressiveness that enabled him to play CB for the Illini but switch to safety as a professional...All-Big Ten 1st team as a junior and 2nd team as a senior...semi-finalist for the Jim Thorpe Award, given to the top DB in the country...allowed only 2 TD passes in his last 26 collegiate games...despite being bothered by a hip pointer earlier in the year, finished 4th in team tackles with 72 and led the Illini with 3 INTs his senior year...All-America HM by The Sporting News and Football News as a junior...made 7 TTs with a pair of PDs and an INT in 14-13 win over USC in the season opener his junior year...attended Illinois in 1986 but did not play and retained his freshman eligibility...earned All-Metro and all-state honors as a senior at University HS in St. Louis...Henry's mother quit a job to see him play football on Saturday...graduated in December, 1990 with a degree in psychology.

DEFENSIVE STATS								
YEAR	TT	UT	AT	SACKS	INT	PD	FF	FR
1987	2	2	0	0	0	0	0	0
1988	22	10	12	0	2	1	0	1
1989	43	28	15	0	5	11	0	0
1990	1	59	12	0	3	3	0	1
TOTALS	138	99	9	0	10	15	0	2



JONES continued

1991 DRAFT CHOICES

YEAR	ATT	PUNT RETURNS			
		YARDS	AVG	LG	TD
1988	2	5	2.5	7	0
1989	1	24	24.0	24	0
1990	11	55	5.0	12	0
TOTALS	14	84	6.0	24	0

ADDITIONAL CAREER STATISTICS: 2 KO returns for 17 yards, 8.5 avg, 16 long.

GAME	BOWL GAMES							
	TT	UT	AT	SACKS	INT	PD	FF	FR
1988- All-American Bowl	3	2	1	0	0	1	0	0
1990- Citrus Bowl	1	1	0	0	0	0	0	0

60 *Dean Kirkland*

Offensive Line

Round: 11th (305th overall)

Ht: 6-2 **Wt:** 290

College: Washington

Birthdate: 1/4/68

Birthplace: Portland, OR

Residence: Portland, OR



COLLEGE/PERSONAL: Full name—Dean Kirkland...was a 3-year letterman for the University of Washington...moved to offense midway through his sophomore season...was an All-Pac-10 selection at guard his senior year and co-captained the Huskies to 7 new offensive records, including a new rushing mark of 2,715 yards...was named UW Offensive Player of the Game 5 times in his final season...started 9 games at weak-side guard as a junior...played in the Rose Bowl his senior year and Freedom Bowl his junior year...played in 8 games as a sophomore and started 5 before a knee injury sidelined him the remainder of the season...was UW's Most Improved Offensive Lineman at the end of spring ball in '88...was redshirted in 1987 having passed up a redshirt year in '86 and was one of just 3 true freshmen to play with the varsity...made 1 tackle that freshman season in a reserve capacity...owns the team record for squats (730 pounds) and power clean lift (360 pounds)...was the Washington Prep Lineman of the Year at Columbia River High...was all-state offensively and defensively...was 3rd team prep All-America...had a perfect 31-0 record in wrestling his senior year that included 28 first-period pins...holds a degree in English...wife's name is Glenda.

44 *Brad Lamb*

Wide Receiver

Round: 8th (222nd overall)

Ht: 5-9 **Wt:** 171

College: Anderson University

Birthdate: 10/7/67

Birthplace: Middletown, OH

Residence: Middletown, OH



COLLEGE/PERSONAL: Full name—Bradley Lamb...is a carbon copy of Bills WR Don Beebe with excellent speed and jumping ability in a compact body and graduated from a small college...even suffered a fractured fibula in 1990 as Beebe did...was timed at 4.27 before the broken leg...opened the 1990 season with 9 catches for 272 yards and 4 TDs...earned 2nd team NAIA Division II honors as a junior...ranked 3rd in the nation in 1989 with 65 receptions...had one of his best days as a junior when he burned All-American CB Vince Buck (Saints 2nd rounder



1991 DRAFT CHOICES

LAMB continued

in '90 draft) with 12 catches for 181 yards and 4 TDs...lettered 4 years in track at Anderson University while claiming NAIA Division II All-American accolades...finished 6th in the NAIA Nationals in the long jump (24-0 3/4)...was all-state HM in football at Springboro (OH) High and finished 2nd in the long jump, 4th in the 100 meters and 5th in the 200 meters at the state finals...Christian Education major with a minor in business administration.

YEAR	REC	RECEIVING STATS			
		YARDS	AVG	LG	TD
1988	54	1,124	20.8	73t	9
1989	65	1,235	19.0	70t	14
1990	46	848	18.4	80t	13
TOTALS	165	3,207	19.4	80t	36

ADDITIONAL CAREER STATISTICS: KO Returns: 12 for 335 yards, 27.9 avg, 89t long, 1 TD in 1990.

55 **Mark Maddox**

Linebacker

Round: 9th (249th overall)

Ht: 6-1 **Wt:** 220

College: Northern Michigan

Birthdate: 3/23/68

Birthplace: Milwaukee, WI

Residence: Milwaukee, WI



COLLEGE/PERSONAL: Full name—Mark Maddox...a good, strong ILB with fine mobility...anchored the middle of the Northern Michigan defense and recorded some impressive statistics that included 187 TTs in 1990, 161 TTs in 1988 and 134 TTs in 1987 to lead the team in TTs each of those seasons...was a 1990 finalist for the Harlon Hill Award as the finest NCAA Division II player...best day was against Saginaw Valley in his senior year when he made an incredible 30 TTs (22 UTs and 8 ATs) and one sack...was selected as Great Lakes Intercollegiate Athletic Conference first team in 1987, '88 and '90...was also named to Hansen's Football Gazette's All-American 2nd team in '88...was redshirted in 1989 after breaking his ankle in the first half of the season opener...lettered 3 years at James Madison High in Milwaukee as a TE, DE and LB...majored in industrial technology.

YEAR	DEFENSIVE STATS							
	TT	UT	AT	SACKS	INT	PD	FF	FR
1987	134	—	—	—	—	—	—	—
1988	161	—	—	—	—	—	—	—
1989	Redshirted—broken ankle							
1990	187	125	62	4	0	6	—	2
TOTALS	482	—	—	—	—	—	—	—

PRONUNCIATIONS

Baldinger-	Ball-DING-er	Rasul-	ra-SUL
Beebe-	Bee-bee	Reich-	RIKE
Frerotte-	fur-OTT	Ritcher-	RICH-r
Haggins-	HA-gins	Rolle-	ROLL
Kalal-	Ka-IOL	Staysniak-	STAYS-nee-ak
Lingner-	LING-nur	Taley-	TA-lee
McKeller-	mo-KELL-r	TOOT-en	Tuten-
Metzelaars-	METZ-e-lars	Wilbourn-	WIL-born
Mueller-	MU-lur	Wolford-	WOOL-ford
Odomes-	O-dums	Wren-	REN
Paterra-	pa-TER-a		



1991 DRAFT CHOICES

24 Amir Rasul

Running Back

Round: 7th (194th overall)

Ht: 5-10 Wt: 180

College: Florida A & M

Birthdate: 7/3/69

Birthplace: Miami, FL

Residence: Tallahassee, FL



COLLEGE/PERSONAL: Full name—Amir Rasul...a tough and intense competitor who does a good job of catching the ball as well as running with it...was a Black College Sports Magazine All-American first team choice in 1989 and 1990...also a Sheridan Broadcasting Network Black College All-American as a junior...All-Mid-Eastern Athletic Conference first team selection in '89 and '90 and was the MEAC Offensive Player-of-the-Year in 1989...led the conference in rushing in '89 and '90...was a DB and punt returner in 1987 before moving to the offensive backfield in '88...finished his Florida A & M career as the 5th leading rusher all-time...was only the 4th back in FAMU history to rush for 1,000 yards in a season...benches 425...attended Florida A & M High School...collegiate coach was the former Cincinnati Bengal standout Ken Riley.

RUSHING STATS						
YEAR	G	ATT	YARDS	AVG	LG	TD
1988	10	32	120	3.7	23	1
1989	10	151	940	6.2	68t	8
1990	11	208	1,012	4.9	52t	8
TOTALS	31	391	2,072	5.3	68t	17

RECEIVING STATS					
YEAR	REC	YARDS	AVG	LG	TD
1988	10	108	10.8	22	2
1989	29	228	7.9	54t	3
1990	22	264	12.0	30	1
TOTALS	61	600	9.8	54t	6

ADDITIONAL CAREER STATISTICS: Punt Returns: 8 for 38 yards, 4.8 avg, 24 long, 0 TDs in 6 games played in 1987.

40 Shawn Wilbourn

Safety

Round: 5th (138th overall)

Ht: 6-3 Wt: 205

College: Cal State-Long Beach

Birthdate: 7/22/67

Birthplace: Tulare, CA

Residence: Visalia, CA



COLLEGE/PERSONAL: Full name—Shawn Wilbourn...an outstanding athlete who impressed many coaches and scouts in the one year he played major college football...was redshirted in 1988 and did not see any action in '89...then started every game in his senior year, 1990, and was a second team All-Big West Conference...led the team in TTs with 96 at his RCB position, but will be moved to safety in the pros...also tied for the team lead in FRs with 4 and had a season high 16 TTs at San Jose State...was rated very highly by his former coach, the late George Allen...played football at College of the Sequoias (JC) in Visalia, CA and was all-conference HM twice...is ranked among the nation's top 30 decathletes having scored over 7,000 points and holds the Cal State-Long Beach record...was all-conference first team and team defensive MVP at Redwood High...won the conference title in pole vault as a junior and high hurdles as a senior...majored in health science.



1991 DRAFT CHOICES

WILBOURN, continued

YEAR	G/GS	TT	DEFENSIVE STATS						
			UT	AT	SACKS	INT	PD	FF	FR
1990	11/11	96	43	53	0	1	3	1	4

39 **Darryl Wren**

Defensive Back

Round: 3rd (82nd overall)

Ht: 5-11 **Wt:** 186

College: Pittsburg State (KS)

Birthdate: 1/25/67

Birthplace: Tulsa, OK

Residence: Tulsa, OK



COLLEGE/PERSONAL: Full name—Darryl Wren...An aggressive hitter who has a good closing burst to the ball...holds the Pittsburg State record for regular season INTs with 13...selected as an All-American first team following his senior year by the Football Gazette...also first team All-Missouri Intercollegiate Athletic Association choice his junior and senior years...made 8 TTs with a PD and held WR Fred Barnett (Eagles) to 33 yards in a 34-13 win over Arkansas State in his junior year...played in NCAA Division II Playoffs following his junior and senior seasons and NAIA Playoffs after his sophomore year...received a medical redshirt after suffering ligament damage in his right knee in practice in 1987...played in every game as a reserve CB his freshman year...was a three-time All-American selection in track...placed 5th in the 60-yard dash at the NAIA indoor meet in 1988 and 5th in the 200 meters at the NAIA outdoor finals...was also a member of the school's 4 X 100-meter national championship relay team...was 2nd in the 100 and 3rd in the 200 both years at the Oklahoma state finals while attending Will Rogers High...physical education major with a minor in health.

YEAR	TT	UT	AT	DEFENSIVE STATS				
				SACKS	INT	PD	FF	FR
1986	7	3	4	0	3	1	0	1
1987	Redshirt							
1988	12	8	4	0	1	2	0	0
1989	49	26	23	0	5	6	0	0
1990	47	27	20	0	4	10	0	0

TOTALS 115 64 51 0 13 19 0 1

ADDITIONAL CAREER STATISTICS: 6 KO returns for 146 yards, 22.3 avg., 46 long, 0 TD.

YEAR	TT	UT	AT	PLAYOFFS				
				SACKS	INT	PD	FF	FR
1988-NAIA	7	4	3	0	2	2	0	0
1989-NCAA	8	5	3	0	0	0	0	0
1990-NCAA	15	8	7	0	3	1	1	0

TOTALS 30 17 13 0 5 3 1 0

ADDITIONAL CAREER PLAYOFF STATISTICS: 2 KO returns for 49 yards, 24.5 avg., 28 long, 0 TD.

DID YOU KNOW?

The Seattle Seahawks are the only NFL club to have never played a preseason or regular season game at Rich Stadium in the 18 seasons the stadium has been in existence. The Bills have met the Seahawks four times in regular season and twice in preseason prior to 1991. All six games have been in the Kingdome...Though the Tampa Bay Buccaneers have never played a regular season game at Rich Stadium, they have played during the preseason. In a preseason contest at Rich Stadium (9/3/77), Buffalo defeated Tampa Bay 17-6.



1991 ADDITIONAL FREE AGENTS

Tom Bill

QB, 6-2, 215, R, 7/7/68, Penn State

Signed with the Bills 4/24/91...was a backup QB for the Nittany Lions in 1990, completing 15 of 26 passing attempts and scored 1 TD on a run...made relief appearances that were critical in the victories over Alabama and West Virginia in '90...played in Penn State's 24-17 loss to Florida State in the 1990 Blockbuster Bowl and completed 3 of 7 passes for 84 yards with 1 TD and 1 INT...was Penn State's starting QB in 1989, but lost the job the following year to Tony Sacca in a close duel...prepped at Hunterdon Central (NJ).

PASSING STATS

YEAR	ATT	COMP	YDS	PCT	TD	INT	LG	RUSH	TD	LG
1987	16	36	247	44.4	2	4	38	11-31	0	11
1988	36	68	476	52.9	3	2	36	19-(54)	0	13
1989	43	88	605	48.9	3	2	75	28-111	0	20
1990	15	26	235	57.6	1	0	31	15-(7)	1	19
TOTALS	110	218	1563	50.5	9	8	75	73-81	1	20

Brent Collins

LB, 6-2, 235, R, 4/27/68, Carson-Newman

Full name—James Brent Collins...was originally drafted by the Bills in 1990, but did not sign with the club until 3/4/91...played his first 3 seasons at the University of Georgia before transferring to Carson-Newman (TN) to play his senior year after Bulldog Coach Vince Dooley retired...was Georgia's leading tackler (88) his junior year...was an NAIA All-American first team his senior year and was selected as the Defensive Player-of-the-Game for the NAIA National Playoff Semifinal game and the National Championship game...was a member of Coach Dooley's Player Committee as a freshman...prepped at Jefferson County (TN) High.

DEFENSIVE STATS

YEAR	TT	UT	AT	SACKS	INT	PD	FF	FR
1986	2	1	1	0	0	0	0	0
1987	27	9	18	1	0	0	0	0
1988	88	50	38	0	0	3	0	0
1989	172	NA	NA	5	1	5	1	4
TOTALS	289	-	-	6	1	8	1	4

Craig Hendrickson

OL, 6-4, 295, R, 5/5/68, Minnesota

Full name—Craig Steven Hendrickson...signed with the Bills 4/26/91...began his collegiate career at Arizona Western College (8/86-12/87) before transferring to the University of Minnesota...played both guard and tackle in his Gopher career...joined his younger brother, Scott, a center at Minnesota and both were listed at 6-3, 275 pounds...was a JC All-American at Arizona Western in '87...prepped at Sahuaro High in Tucson...majored in sociology at Minnesota.

Tim Kalal

P, 6-3, 205, R, 9/13/67, Miami (FL)

Full name—Timothy Jon Kalal...signed with the Bills 4/8/91...attended 2 JCs, Wenatchee Valley (9/86-12/87) and Lower Columbia (1/88-6/88), before transferring to the University of Miami (1988-89)...was instrumental in Miami's setting a new NCAA record in 1989 for lowest punt return yard average (0.2) and fewest punt return yards surrendered (2 yards)...the Hurricanes permitted just 2 yards on only 12 returns that season...prepped at R.A. Long High in Longview, WA.

Matt Ruhland

DL, 6-4, 273, R, 11/29/67, Iowa

Full name—Matthew Paul Ruhland...signed with the Bills 5/16/91...First team left defensive tackle for Iowa...second team all-Big Ten as a junior...prepped at Hilbert High in Hilbert, WI...conference Player-of-the-Year his senior year at Hilbert...general studies major at Iowa.

Brett Young

DB, 5-10, 195, R, 6/3/67, Oregon

Full name—Brett Alan Young...signed with the Bills 2/25/91...was originally selected by Buffalo in the 8th round of the 1989 Supplemental Draft, but opted to remain with the Ottawa Roughriders of the CFL...played in 10 games for Ottawa in 1989 and 14 games in 1990 (24 total).



1991 ADDITIONAL FREE AGENTS

YOUNG, continued

YEAR	OTTAWA ROUGHRIDER DEFENSIVE STATS			
	TTs	INT	PD	FR
1989	34	2	1	2
1990	44	5	9	1
TOTALS	78	7	10	3

1991 WORLD LEAGUE FREE AGENT SIGNEES

Ken Hackemack OT, 6-9, 309, 9/20/67, 1, Texas, Frankfurt D-8, '91
Full name—Kenneth Von Hackemack...signed by Kansas City in the 5th round of the '90 NFL draft...played DE at Texas and totaled 169 TTs, 8 sacks, 3 FFs and 2 FRs in 4 years for the Longhorns.

John Garret WR, 5-11, 172, 3/2/65, 1, Princeton. San Antonio D-2, '91
Caught 23 passes for 386 yards with 3 TDs and a long of 49 yards...signed as a FA with Cinn., but was waived in the preseason...the eldest of the 3 Garrett boys to play at Princeton...father, Jim, is a scout for Dallas...majored in history.

Judd Garrett RB, 6-2, 208, 6/25/67, 1, Princeton, London D-2, '91
Full name—Judd Joseph Garrett...led the WLAF in receptions with 71 as a RB...helped London to the first World Bowl title...was a D-12, '90 by the Eagles and waived in preseason...signed with Dallas 9/1/90 and placed on IR (shoulder) 9/12/90 before being released 10/11/90...named Ivy League Player of the Year his senior year...was 2nd team All-American in 1989 as named by AP...last of 3 Garrett boys to play collegiate ball...father, Jim, is a scout for Dallas and all 3 boys played for him while he was the head coach at Columbia.

Chris Mohr P, 6-5, 218, 5/11/66, 3, Alabama, Montreal D-1, '91
Full name—Christopher Garrett Mohr...was the WLAF's leading punter with a 42.7 avg...was selected to the 1991 All-World League Team on the First Team Specialists...recorded a 39.4 avg. on 84 punts with a long of 58...was a D-6, '89 by Tampa Bay...ranks as Alabama's all-time leading punter...wife's name—Kim.

Bjorn Nittmo K, 5-11, 182, 7/26/66, 1, Appalachian S., Montreal D-1, '91
Full name—Bjorn A. Nittmo...was the 4th leading kick scorer in the WLAF with 51 pts...chosen for the 1991 All-World League Team on the 2nd Team Specialists...made 12 of 13 PATs and 13 of 18 FGs with a long of 50 yards...signed by the Giants as a '89 FA and was placed on the dev. squad before being waived in November...resigned the next day to practice squad and then placed on active roster 2 days later to replace injured Raul Allegre...signed by Kansas City as a 1990 Plan B FA...scored 39 points in 6 games and was 9 of 12 in FG attempts and 12 of 13 in PATs...was an all-state (AL) kicker at Enterprise HS as an exchange student...wife's name—Mary Lois...born in Lund, Sweden.

Ron Sancho LB, 6-2, 228, 6/2/65, 1, LSU, NY/NJ D-2, '91
Full name—Ronald Louis Sancho...was selected to the Second Team Defense on the 1991 All-World League Team...recorded 69 TTs with 6 sacks, 3 PDs, 3 FFs and 3 FRs...was a D-7'89 by the Chiefs...waived in preseason, but signed with Denver and placed on the dev. squad for the year and waived in '90 preseason...received humanitarian awards for saving truck driver's life whose tanker overturned, spilling hydrochloric acid in '86...he and wife, Cheryl, have 1 son, Joshua.

FORMER USFL PLAYERS

The following Buffalo Bills were former United States Football League players:

LB Ray Bentley-Michigan Panthers, Oakland Invaders

S Dwight Drane-Los Angeles Express

C Kent Hull-New Jersey Generals

QB Jim Kelly-Houston Gamblers

K Scott Norwood-Birmingham Stallions



STADIUM FACTS & FIGURES

RICH STADIUM

CAPACITY: 80,290

LUXURY BOXES: 50 boxes at club level

Construction Started: April 4, 1972
Officially Opened: August 17, 1973
Cost: \$22 million

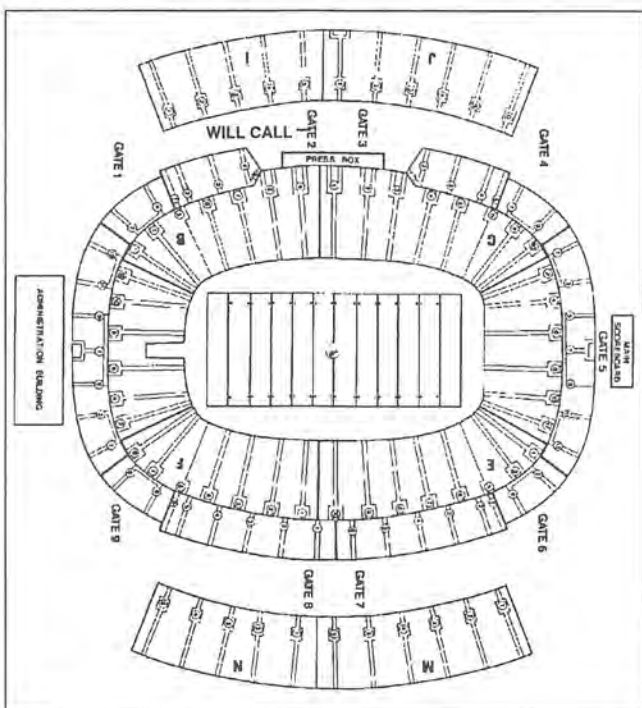
Area Covering: 113 acres
Field Level: 50 ft. below ground level
Stadium Upper Deck: 60 ft. above ground level

Surface: AstroTurf 8
Crown of Turf: 9 inches
Drainage: Subsurface pipes
Current Surface Installed: 1991
Cost: \$1.3 million

Scoreboard: 8,200 light bulbs
Height/Width: 64 bulbs by 128 bulbs
Colors: red, green, blue & white
Current Board & Sound Installed: 1989
Cost: Board — \$500 thousand
 Sound — \$100 thousand

Parking Facilities: 12,000 cars,
300 buses & 250 campers

Concession Stands: 42 outlets
Restrooms: 42 locations



DRIVING DIRECTIONS TO RICH STADIUM FROM BUFFALO AIRPORT

Make a right turn out of airport and proceed ahead looking for signs for the New York State Thruway (Route 90)...Get on the Thruway and follow towards Erie until you reach Exit 55 (Orchard Park)...Get off at Exit 55 and follow Route 219 South towards Orchard Park...Exit Milestrip Road West and proceed ahead to first traffic light which will be Abbott Road...Make a left on Abbott road and follow straight ahead thru traffic light and past the stadium...After passing the stadium, look for One Bills Drive and make a left...Driveway will lead to parking area next to Administration Building, which is behind the stadium.

TAXI SERVICE

Call Seneca Taxi (674-3200) or Liberty Taxi (877-7111)...Expect delays due to heavy game day traffic in the area.



BILLS 1991 OPPONENTS

GAME 1

Miami Dolphins

September 1 (Rich Stadium), 4:00 p.m.
See GAME 11

GAME 2

Pittsburgh Steelers

September 8 (Rich Stadium), 1:00 p.m.

TEAM COLORS: black and gold

ADDRESS: Three Rivers Stadium • 300 Stadium Circle • Pittsburgh, PA 15212

PHONE: (412) 323-1200

PRESIDENT: Daniel M. Rooney

HEAD COACH (CAREER RECORD): Chuck Noll (202-147-1)

ASSISTANT COACHES: Ron Blackledge, Dave Brazil, John Fox, Joe Greene, Dick Hoak, Jon Kolb, Dwain Painter, George Stewart, Bob Valesente, Joe Walton

PUBLIC RELATIONS: Director-Dan Edwards (O:412-323-1200; H:412-931-5661) Assistant: Ron Miller

LAST PLAYOFF APPEARANCE: 1989

1990 RECORD (FINISH): 9-7 (3rd, AFC Central)

'90 SCORING LEADER: Gary Anderson - 92 points

'90 RUSHING LEADER: Merrill Hoge - 203 att., 772 yds., 3.8 avg., 7 TDs

'90 PASSING LEADER: Bobby Brister - 223 att., 387, 2725 yds., 57.6 pct., 20 TDs, 14 INTs

'90 RECEIVING LEADER: Louis Lipps - 50 rec., 682 yds., 13.6 avg., 3 TDs

'90 TACKLING LEADER: David Little - 80 TTs, 63 UTs, 17 ATs

'90 INTERCEPTION LEADER: Rod Woodson - 5 INTs

'90 PRO BOWLERS: LB David Little, CB Rod Woodson

SERIES: Steelers lead, 65

Last Bills win: 1988

Last Steelers win: 1985

Levy vs. Steelers: 2-0

Noll vs. Bills: 5-5 (1-0, postseason)

GAME 3

at New York Jets

September 15, 4:00 p.m.

TEAM COLORS: kelly green and white with black trim

ADDRESS: 1000 Fulton Avenue
Hempstead, NY 11550

PHONE: (516) 538-6600

CHAIRMAN OF THE BOARD: Leon Hess

PRESIDENT: Steve Gutman

GENERAL MANAGER: Dick Steinberg

HEAD COACH (CAREER RECORD):

Bruce Coslett (6-10)

ASSISTANT COACHES: Larry Beightol, Kippy

Brown, Pete Carroll, Joe Daniels, Ed Donatell, Fogie

Fazio, Greg Mackrides, Chip Myers, Al Roberts, Greg

Robinson, Bob Wylie

PUBLIC RELATIONS: Director-Frank Ramos

(O:516-538-6600; H:212-831-8919)

Assistant-Brooks Thomas

PRESS BOX PHONE: (201) 460-4400/4401

LAST PLAYOFF APPEARANCE: 1986

1990 RECORD (FINISH): 6-10 (4th, AFC East)

'90 SCORING LEADER: Pat Leahy - 101 points

'90 RUSHING LEADER: Blair Thomas - 123 att., 620 yds., 5.0 avg., 1 TD

'90 PASSING LEADER: Ken O'Brien - 226 att., 411, 2855 yds., 55.0 pct., 13 TDs, 10 INTs

'90 RECEIVING LEADER: Al Toon - 57 rec., 757 yds., 13.3 avg., 6 TDs

'90 TACKLING LEADER: Kyle Clifton - 195 TTs, 140 UTs, 55 ATs

'90 INTERCEPTION LEADER: Erik McMillan - 5 INTs

'90 PRO BOWLERS: N/A

SERIES: Bills lead, 33-28

Last Bills win: 1990

Last Jets win: 1987

Levy vs. Jets: 7-1

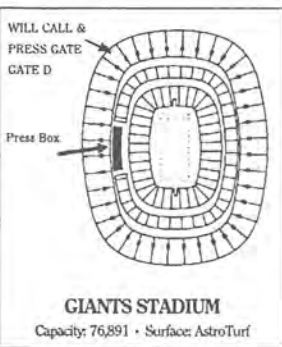
Coslett vs. Bills: 0-2

TRAVEL PLANS:

Hotel: Sheraton Meadowlands, (201) 896-0500

Bills Arrival: early evening, Sept. 14

PR Advance: The Bills PR rep. will arrive at the Jets facility Wednesday a.m. and return to Buffalo Thursday.



BILLS TRAINING CAMP SITES

Year	Location
1960-1962	Roycroft Inn, East Aurora (NY)
1963-1967	Camelot Hotel, Blasdell (NY)
1968-1980	Niagara University, Niagara Falls (NY)
1981-1991	State University at Fredonia, Fredonia (NY)



BILLS 1991 OPPONENTS

GAME 4

at Tampa Bay Buccaneers

September 22, 4:00 p.m.

TEAM COLORS: Florida Orange, white and red

ADDRESS: One Buccaneer Place
Tampa, FL 33607

PHONE: (813) 870-2700

PRESIDENT: Hugh F. Culverhouse

HEAD COACH (CAREER RECORD):

Richard Williamson (0-0)

ASSISTANT COACHES: Jeff Fitzgerald, Ray Hamilton, Tim Harkness, Kent Johnston, Hank Kuhlmann, Dale Lindsey, Alan Lowry, Carl Mauck, Floyd Peters, Tom Schertz, Steve Shafer, Morris Watts, Richard Wood

PUBLIC RELATIONS: Director—Rick Odioso
(O:813-870-2700; H:813-962-1559)

Assistants—Cheryl Harden, Mark Schiefelbein

PRESS BOX PHONE: (813) 875-2827

LAST PLAYOFF APPEARANCE: 1982

1990 RECORD (FINISH): 6-10 (2nd, NFC Central)

'90 SCORING LEADER: Steve Christie - 96 points

'90 RUSHING LEADER: Gary Anderson - 166 att, 646 yds, 3.9 avg, 3 TDs

'90 PASSING LEADER: Vinny Testaverde - 203x365, 2818 yds, 55.6 pct, 17 TDs, 18 INTs

'90 RECEIVING LEADER: Mark Carrier - 49 rec, 813 yds, 16.6 avg, 4 TDs

'90 TACKLING LEADER: Harry Hamilton - 119 TTs

'90 INTERCEPTION LEADER: Wayne Haddix - 7 INTs

'90 PRO BOWLERS: CB Wayne Haddix

SERIES: Buccaneers lead, 4-1

Last Bills win: 1976

Last Buccaneers win: 1988

Levy vs. Buccaneers: 0-1

Williamson vs. Bills: 0-0

TRAVEL PLANS

Hotel: Radisson Bay Harbor, (813) 281-8900

Bills Arrival: early evening, Sept. 21

PR Advance: The Bills PR rep. will arrive in Tampa Tuesday night and can be reached at the hotel through the remainder of the week.



GAME 5

Chicago Bears

September 29 (Rich Stadium), 1:00 p.m.

TEAM COLORS: navy blue, orange and white

ADDRESS: Halas Hall

PHONE: (708) 295-6600

CHAIRMAN OF THE BOARD: Edward W. McCaskey

PRESIDENT: Michael B. McCaskey

HEAD COACH (CAREER RECORD): Mike Ditka (95-504)

ASSISTANT COACHES: Steve Kazor, Greg Landry, John Levra, David McGinnis, Vic Rapp, Johnny Roland, Dick Stanfel, Vince Tobin, Zaven Yeralian

PUBLIC RELATIONS: Director—Bryan Harlan (O:708-295-6600; H:312-975-8082)

Assistants: John Bostrom, Doug Green

LAST PLAYOFF APPEARANCE: 1990

1990 RECORD (FINISH): 11-5 (1st, NFC Central)

'90 SCORING LEADER: Kevin Butler - 114 points

'90 RUSHING LEADER: Neal Anderson - 260 att, 1078 yds, 4.1 avg, 10 TDs

'90 PASSING LEADER: Jim Harbaugh - 180x312, 2178 yds, 57.7 pct, 10 TDs, 6 INTs

'90 RECEIVING LEADER: Brad Muster - 47 rec, 452 yds, 9.6 avg, 0 TDs

'90 TACKLING LEADER: Mike Singletary - 151 TTs, 67 UTs, 84 ATs

'90 INTERCEPTION LEADER: Mark Carrier - 10 INTs

'90 PRO BOWLERS: RB Neal Anderson, G Mark Bortz, S Mark Carrier, DE Richard Dent, C Jay Hilgenberg, LB Mike Singletary

SERIES: Bears lead, 3-1

Last Bills win: 1974

Last Bears win: 1988

Levy vs. Bears: 0-1

Ditka vs. Bills: 1-0

BILLS CAREER RECEIVING AVERAGE YARDS PER CATCH (Minimum 25 Catches)

1. JAMES LOFTON, 20.4 (1989-90)

2. John Holland, 18.3 (1975-77)

3. Haven Moses, 18.1 (1968-72)

4. Elbert Dubenion, 17.9 (1960-68)

5. Glenn Bass, 17.3 (1961-66)

Frank Lewis, 17.3 (1978-83)

Ernie Warlick, 17.3 (1962-65)



BILLS 1991 OPPONENTS

GAME 6

at Kansas City Chiefs

October 7, 9:00 p.m.

TEAM COLORS: red, gold and white

ADDRESS: One Arrowhead Drive
Kansas City, MO 64129

PHONE: (816) 924-9300

FOUNDER: Lamar Hunt

CHAIRMAN OF THE BOARD: Jack Steadman

PRESIDENT: Carl Peterson

HEAD COACH (CAREER RECORD):

Marty Schottenheimer (19-12-1)

ASSISTANT COACHES: Bruce Arians, Russ Ball,

Bill Cowher, Tony Dungy, Jim Erkenbeck, Howard

Mudd, Joe Pendry, Tom Pratt, Dave Redding, Al

Saunders, Kurt Schottenheimer, Darvin Wallis

PUBLIC RELATIONS: Director—Bob Moore

(O:816-924-9300; H:913-648-5259)

Assistant—Jim Carr

PRESS BOX PHONE: (816) 922-4362

LAST PLAYOFF APPEARANCE: 1990

1990 RECORD (FINISH): 11-5 (2nd, AFC West)

'90 SCORING LEADER: Nick Lowery - 139 points

'90 RUSHING LEADER: Barry Word - 204 att., 1015 yds., 5.0 avg., 4 TDs

'90 PASSING LEADER: Steve DeBerg - 258x444, 3444 yds., 58.1 pct., 23 TDs, 4 INTs

'90 RECEIVING LEADER: Stephone Paige - 65 rec., 1021 yds., 15.7 avg., 5 TDs

'90 TACKLING LEADER: Dino Hackett - 95 TTs, 53 UTs, 42 ATs

'90 INTERCEPTION LEADER: Kevin Ross - 5 INTs

'90 PRO BOWLERS: CB Albert Lewis, K Nick Lowery, CB Kevin Ross, LB Derrick Thomas

SERIES: Bills lead, 15-12-1

Last Bills win: 1986

Last Chiefs win: 1986

Levy vs. Chiefs: 0-0

Schottenheimer vs. Bills: 4-0

TRAVEL PLANS

Hotel: Hyatt Regency-Crown Center (816) 421-1234

Bills Arrival: late afternoon, Oct. 6

PR Advance: The Bills PR rep. will arrive in Kansas City Wednesday a.m. and can be reached at the hotel through the remainder of the week.



GAME 7

Indianapolis Colts

October 13 (Rich Stadium), 1:00 p.m.

See GAME 15

GAME 8

Cincinnati Bengals

October 21 (Rich Stadium), 9:00 p.m.

TEAM COLORS: black, orange and white

ADDRESS: 200 Riverfront Stadium • Cincinnati, OH 45202

PHONE: (513) 621-3550

GENERAL MANAGER: Paul E. Brown

HEAD COACH (CAREER RECORD): Sam Wyche (60-54-0)

ASSISTANT COACHES: Jim Anderson, Dana Bible, Marv Braden, Dick LeBeau, Jim McNally,

Dick Selcer, Dave Shula, Mike Stock, Chuck Studley, Kim Wood

PUBLIC RELATIONS: Director—Al Heim (O:513-621-3550; H:513-752-9116) *Assistant: Inky Studley*

LAST PLAYOFF APPEARANCE: 1990

1990 RECORD (FINISH): 11-5 (1st, AFC Central)

'90 SCORING LEADER: Jim Breech - 92 points

'90 RUSHING LEADER: James Brooks - 195 att., 1004 yds., 5.1 avg., 5 TDs

'90 PASSING LEADER: Boomer Esiason - 224x402, 3031 yds., 55.7 pct., 24 TDs, 22 INTs

'90 RECEIVING LEADER: Eddie Brown - 44 rec., 706 yds., 16.0 avg., 9 TDs

'90 TACKLING LEADER: James Francis - 78 TTs, 63 UTs, 15 ATs

'90 INTERCEPTION LEADER: Barney Bussey & David Fulcher - 4 INTs

'90 PRO BOWLERS: RB James Brooks, S David Fulcher, TE Rodney Holman

SERIES: Bengals lead, 11-6

Last Bills win: 1989

Last Bengals win: 1988 playoffs

Levy vs. Bengals: 1-1 (0-1, postseason)

Wyche vs. Bills: 4-1 (1-0, postseason)

KELLY + 0 SACKS=VICTORY

The Buffalo Bills post a perfect 10-0 record during regular season games when QB Jim Kelly has not been sacked.



BILLS 1991 OPPONENTS

GAME 9
New England Patriots
 November 3, 1:00 p.m. (Rich Stadium)
 See GAME 12

GAME 10
at Green Bay Packers
 November 10, 1:00 p.m.

TEAM COLORS: dark green, gold and white
ADDRESS: 1265 Lombardi Ave.
 Green Bay, WI 54307-0628
PHONE: (414) 496-5700
PRESIDENT: Robert Harlan
HEAD COACH (CAREER RECORD):
 Lindy Infante (20-28-0)
ASSISTANT COACHES: Greg Blache, Hank Bullough, Joe B. Clark, Charlie Davis, Buddy Geis, Dick Jauron, Dick Moseley, Willie Peete, Russell Riederer, Howard Tippett
PUBLIC RELATIONS: Director—Lee Rimmel (O:414-496-5700; H: 414-432-0609)
 Assistant—Jeff Blumb
PRESS BOX PHONE: (414) 933-1818
LAST PLAYOFF APPEARANCE: 1982
1990 RECORD (FINISH): 6-10 (4th, NFC Central)
'90 SCORING LEADER: Chris Jacke - 97 points
'90 RUSHING LEADER: Michael Haddix - 98 att, 311 yds., 3.2 avg., 0 TDs
'90 PASSING LEADER: Don Majkowski - 150x264, 1925 yds., 56.8 avg., 10 TDs, 12 INTs
'90 RECEIVING LEADER: Sterling Sharpe - 67 rec., 1105 yds., 16.5 avg., 6 TDs
'90 TACKLING LEADER: Mark Murphy - 128 TTs, 103 UTs, 25 ATs
'90 INTERCEPTION LEADER: LeRoy Butler, Jerry Holmes & Mark Murphy - 3 INTs
'90 PRO BOWLERS: WR Sterling Sharpe
SERIES: Bills lead, 3-1



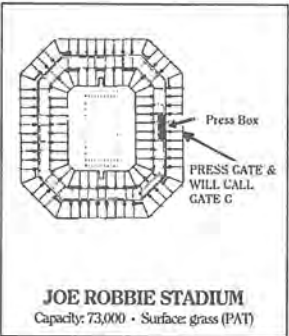
Last Bills win: 1988
 Last Packers win: 1982
 Levy vs. Packers: 1-0
 Infante vs. Bills: 0-1

TRAVEL PLANS

Hotel: Hyatt Regency-Milwaukee (414) 276-1234
Bills Arrival: early evening, Nov. 9
PR Advance: Scott Berchtold will arrive in Green Bay Wednesday a.m. and remain in Wisconsin through the week.

GAME 11
at Miami Dolphins
 November 18, 9:00 p.m.

TEAM COLORS: aqua, coral and white
ADDRESS: Joe Robbie Stadium
 2269 N.W. 199th Street
 Miami, FL 33056
PHONE: (305) 620-5000
PRESIDENT: Timothy J. Robbie
VICE PRESIDENT/ADMINISTRATION:
 Eddie J. Jones
HEAD COACH (CAREER RECORD):
 Don Shula (214-110-2)
ASSISTANT COACHES: George Hill, Tony Nathan, Tom Olivadotti, Mel Phillips, John Sandusky, Larry Seiple, Dan Sekanovich, Mike Shula, Gary Stevens, Carl Taseff, Junior Wade, Mike Westhoff
PUBLIC RELATIONS: Director—Harvey Greene (O:305-623-6262; H:305-436-9273)
 Assistants—Scott Stone, Fudge Browne
PRESS BOX PHONE: (305) 623-6162
LAST PLAYOFF APPEARANCE: 1990
1990 RECORD (FINISH): 12-4 (3rd, AFC East)
'90 SCORING LEADER: Pete Stoyanovich - 100 points
'90 RUSHING LEADER: Sammie Smith - 226 att., 831 yds., 3.7 avg., 8 TDs
'90 PASSING LEADER: Dan Marino - 306x531, 3563 yds., 57.6 pct., 21 TDs, 11 INTs
'90 RECEIVING LEADER: Mark Duper - 52 rec., 810 yds., 15.6 avg., 5 TDs
'90 TACKLING LEADER: John Offerdahl - 116 TTs, 98 UTs, 18 ATs
'90 INTERCEPTION LEADER: Louis Oliver & Jarvis Williams - 5 INTs
'90 PRO BOWLERS: DE Jeff Cross, TE Ferrell Edmunds, LB John Offerdahl, T Richmond Webb
SERIES: Dolphins lead, 35-15-1 Last Bills win: 1990 playoffs Last Dolphins win: 1990
 Levy vs. Dolphins: 7-2 (1-0, post.)
 Shula vs. Bills: 32-10 (0-1, post.)



TRAVEL PLANS

Hotel: Ft. Lauderdale Marriott (305) 527-6728
Bills Arrival: late afternoon, Nov. 17
PR Advance: The Bills PR rep will arrive in Miami Wednesday and can be reached at the hotel through the remainder of the week.



BILLS 1991 OPPONENTS

GAME 12

at New England Patriots

November 24, 1:00 p.m.

TEAM COLORS: red, white and blue

ADDRESS: Foxboro Stadium
Route 1 • Foxboro, MA 02035

PHONE: (508) 543-8200

CHAIRMAN: Victor K. Kiam II

HEAD COACH (CAREER RECORD):

Dick MacPherson (1st year)

ASSISTANT COACHES: Joe Collier, Joel Collier, Dick Coury, Ivan Fears, Norm Cerber, Bobby Grier, Rod Humeniuk, Stan Jones, Myrel Moore, Dante Scamecchia, Dave Uyrus, Charlie West

PUBLIC RELATIONS: Director—Pat Hanlon (O:508-543-8200; H: Assistant—Mike Hanson)

PRESS BOX PHONE: (508) 543-8200 (Ext. 201)

LAST PLAYOFF APPEARANCE: 1986

1990 RECORD (FINISH): 1-15 (5th, AFC East)

'90 SCORING LEADER: Jason Staurovsky - 67 points

'90 RUSHING LEADER: John Stephens - 212 att, 808 yds, 3.8 avg, 2 TDs

'90 PASSING LEADER: Marc Wilson - 139x265, 1625 yds, 52.5 pct, 6 TDs, 11 INTs

'90 RECEIVING LEADER: Irving Fryar - 54 rec, 856 yds, 15.9 avg, 4 TDs

'90 TACKLING LEADER: Fred Marion - 119 TTs, 84 UTs, 35 ATs

'90 INTERCEPTION LEADER: Maurice Hurst, Ronnie Lippett & Fred Marion - 4 INTs

'90 PRO BOWLERS: T Bruce Armstrong

SERIES: Patriots lead, 33-28-1

Last Bills win: 1990

Last Patriots win: 1989

Levy vs. Patriots: 5-4

MacPherson vs. Bills: 0-0



TRAVEL PLANS

Hotel: Hilton at Dedham Place, (617) 329-7900

Bills Arrival: late afternoon, Nov. 23

PR Advance: The Bills PR rep. will arrive in the New England area Wednesday a.m. and can be reached at the hotel through the remainder of the week.

GAME 13

New York Jets

December 1, 1:00 p.m.

See GAME 3

GAME 14

at Los Angeles Raiders

December 8, 4:00 p.m.

TEAM COLORS: black and silver

ADDRESS: 332 Center St.
El Segundo, CA 90245

PHONE: (213) 322-3451

PRESIDENT: Al Davis

HEAD COACH (CAREER RECORD):

Art Shell (19-9-0)

ASSISTANT COACHES: Dave Adolph, Fred Biletnikoff, Sam Gruneisen, Kim Helton, Steve Ortmyer, Terry Robiskie, Joe Scannella, Jack Stanton, Bill Urbanik, Tom Walsh, Mike White

PRESS BOX PHONE: (213) 748-6936/6937

LAST PLAYOFF APPEARANCE: 1990

1990 RECORD (FINISH): 12-4 (1st, AFC West)

'90 SCORING LEADER: Jeff Jaeger - 85 points

'90 RUSHING LEADER:

Bo Jackson - 125 att, 698 yds, 5.6 avg, 5 TDs

'90 PASSING LEADER: Jay Schroeder -

182x334, 2849 yds, 54.5 pct, 19 TDs, 9 INTs

'90 RECEIVING LEADER: Mervyn Fernandez -

52 rec, 839 yds, 16.1 avg, 5 TDs

'90 TACKLING LEADER: FS Eddie Anderson - 92 TTs

'90 INTERCEPTION LEADER: Eddie Anderson, Terry McDaniel & Mike Harden - 3 INTs

'90 PRO BOWLERS: C Don Mosebar, DE Greg Townsend, G Steve Wisniewski

SERIES: Bills lead, 14-13 Last Bills win: 1990 playoffs

Last Raiders win: 1987

Levy vs. Raiders: 2-1 (1-0, postseason)

Shell vs. Bills: 0-2 (0-1, postseason)



TRAVEL PLANS

Hotel: Stouffer Concourse Hotel, (213) 216-5858

Bills Arrival: late afternoon, Dec. 7

PR Advance: The Bills PR rep. will arrive in Los Angeles Tuesday night and can be reached at the hotel through the remainder of the week.



BILLS 1991 OPPONENTS

GAME 15

at Indianapolis Colts

December 15, 8:00 p.m.

TEAM COLORS: royal blue and white
ADDRESS: P.O.Box 535000 • Indianapolis, IN 46253

PHONE: (317) 297-2658

PRESIDENT: Robert Irsay

GENERAL MANAGER: Jim Irsay

HEAD COACH (CAREER RECORD): Ron Meyer (36-31-0)

ASSISTANT COACHES: Leon Burtnett, George Catavolos, Sylvester Crooms, Steve Furness, Milt Jackson, Bill Muir, Brad Seely, Rick Venturi, Tom Zupancic

PUBLIC RELATIONS: Director—Craig Kelley (O:317-297-2658; H:317-852-5637)

Assistant—Rod St. Clair

PRESS BOX PHONE: (317) 631-7868

LAST PLAYOFF APPEARANCE: 1987

1990 RECORD (FINISH): 7-9 (3rd, AFC East)

'90 SCORING LEADER: Dean Biasucci - 83 points

'90 RUSHING LEADER: Eric Dickerson - 166 att., 677 yds., 4.1 avg., 4 TDs

'90 PASSING LEADER: Jeff George - 181x334, 2152 yds., 54.2 pct., 16 TDs, 13 INTs

'90 RECEIVING LEADER: Albert Bentley - 71 rec., 664 yds., 9.4 avg., 2 TDs

'90 TACKLING LEADER: Jeff Herrod - 155 TTs, 95 UTs, 60 ATs

'90 INTERCEPTION LEADER: Mike Prior - 3 INTs

'90 PRO BOWLERS: P Rohn Stark, WR Clarence Verdin

SERIES: Bills lead, 21-19-1

Last Bills win: 1990

Last Colts win: 1989

Levy vs. Colts: 5-4

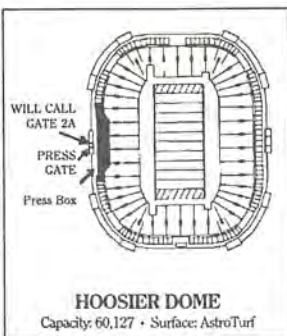
Meyer vs. Bills: 3-5

TRAVEL PLANS

Hotel: Westin-Indianapolis, (317) 262-8100

Bills Arrival: early evening, Dec. 14

PR Advance: Scott Berchtold will arrive in Indianapolis Wednesday and can be reached at the hotel through the remainder of the week.



GAME 16

Detroit Lions

December 22 (Rich Stadium), 1:00 p.m.

TEAM COLORS: Honolulu blue and silver

ADDRESS: Pontiac Silverdome • 1200 Featherstone Road • Pontiac, MI 48057

PHONE: (313) 335-4131

PRESIDENT: William Clay Ford

GENERAL MANAGER: Chuck Schmidt

HEAD COACH (CAREER RECORD): Wayne Fontes (15-22-0)

ASSISTANT COACHES: Raymond Berry, Don Clemons, Len Fontes, Frank Gansz, Bert Hill, Lamar Leachman, Dave Levy, Billie Matthews, Herb Paterra, Charlie Sanders, Jerry Wampler, Woody Widenhofer

DIRECTOR OF COMMUNICATIONS: Bill Keenist (O:313-335-4131; H:313-628-6420)

Assistants: Mike Murray, James Petrylka

LAST PLAYOFF APPEARANCE: 1983

1990 RECORD (FINISH): 6-10 (3rd, NFC Central)

'90 SCORING LEADER: Barry Sanders - 96 points

'90 RUSHING LEADER: Barry Sanders - 255 att., 1304 yds., 5.1 avg., 13 TDs

'90 PASSING LEADER: Rodney Peete - 142x271, 1974 yds., 52.4 pct., 13 TDs, 8 INTs

'90 RECEIVING LEADER: Richard Johnson - 64 rec., 727 yds., 11.4 avg., 6 TDs

'90 TACKLING LEADER: Chris Spielman - 108 TTs, 79 UTs, 29 ATs

'90 INTERCEPTION LEADER: William White - 5 INTs

'90 PRO BOWLERS: NT Jerry Ball, T Lomas Brown, KR Mel Gray, RB Barry Sanders, LB Chris Spielman

SERIES: Series tied, 1-1-1

Last Bills win: 1979

Last Lions win: 1976

Levy vs. Lions: 0-0

Fontes vs. Bills: 0-0

BILLS BIGGEST WINS - WORST LOSSES AT RICH STADIUM

Biggest Wins		Worst Losses	
*48 pts (51-3) vs LA RAIDERS	1/20/91	41 pts (6-47) vs IND	10/4/87
33 pts (50-17) vs KC	10/3/85	31 pts (0-31) vs NE	10/23/83
31 pts (31-0) vs NY JETS	9/6/81	30 pts (7-37) vs DEN	10/21/84
(34-3) vs NY JETS	10/22/89	24 pts (10-34) vs NY	JETS 10/3/83
28 pts (42-14) vs NY JETS	9/21/75	22 pts (13-35) vs MIN	12/20/75
27 pts (51-24) vs CIN	9/9/79		
(27-0) vs MIA	11/29/87		

* AFC Championship Game - largest margin of victory in Bills' history.



1990 REGULAR SEASON STATISTICS

WON 13, LOST 3

Sept 9	W	26-10	Indianapolis	78,899
Sept 16	L	7-30	at Miami	68,142
Sept 24	W	30-7	at Jets	69,927
Sept 30	W	29-28	Denver	74,393
Oct 7	W	38-24	Raiders	80,076
Oct 21	W	30-27	Jets	79,002
Oct 28	W	27-10	at New England	51,959
Nov 4	W	42-0	at Cleveland	78,331
Nov 11	W	45-14	Phoenix	74,904
Nov 18	W	14-0	New England	74,720
Nov 26	L	24-27	at Houston	60,130
Dec 2	W	30-23	Philadelphia	79,320
Dec 9	W	31-7	at Indianapolis	53,268
Dec 15	W	17-13	at Giants	66,893
Dec 23	W	24-14	Miami	80,235
Dec 30	L	14-29	at Washington	52,397

	Bills	Opponents
TOTAL FIRST DOWNS	302	288
Rushing	123	105
Passing	161	159
Penalty	18	24
3rd Down: Made/Att	82/186	89/208
3rd Down Pct.	44.1	42.8
4th Down: Made/Att	5/11	10/19
4th Down Pct.	45.5	52.6
POSSESSION AVG.	28:39	31:21

TOTAL NET YARDS	5276	4607
Avg. Per Game	329.8	287.9
Total Plays	931	981
Avg. Per Play	5.7	4.7

NET YARDS RUSHING	2080	1808
Avg. Per Game	130.0	113.0
Total Rushes	479	483

NET YARDS PASSING	3196	2799
Avg. Per Game	199.8	174.9
Sacked/Yards Lost	27/208	43/326
Gross Yards	3404	3125
Att./Completions	425/263	455/254
Completion Pct.	61.9	55.8
Had Intercepted	11	18

PUNTS/AVERAGE	58/39.3	66/38.2
NET PUNTING AVG.	33.6	34.0
PENALTIES/YARDS	92/683	107/839
FUMBLES/BALL LOST	17/10	33/17

TOUCHDOWNS	53	30
Rushing	20	13
Passing	28	17
Returns	5	0

SCORE BY PERIODS	1	2	3	4	OT	Total
BILLS	83	116	69	160	0	428
OPPONENTS	55	74	72	62	0	263



1990 REGULAR SEASON STATISTICS

REGULAR SEASON STATISTICS, *continued*

SCORING	TD	Ru	Pa	Rt	PAT	FG	S	TP
Norwood		0	0	0	50/52	20/29	0	110
Thomas		11	2	0	0/0	0/0	0	78
Reed		0	8	0	0/0	0/0	0	48
K.Davis		4	1	0	0/0	0/0	0	30
McKeller		0	5	0	0/0	0/0	0	30
Lofton		0	4	0	0/0	0/0	0	24
Mueller		2	1	0	0/0	0/0	0	18
Rolle		0	3	0	0/0	0/0	0	18
D.Smith		2	0	0	0/0	0/0	0	12
Tasker		0	2	0	0/0	0/0	0	12
Beebe		0	1	0	0/0	0/0	0	6
Bennett		0	0	1	0/0	0/0	0	6
Kinnebrew		1	0	0	0/0	0/0	0	6
Metzelaars		0	1	0	0/0	0/0	0	6
Odomes		0	0	1	0/0	0/0	0	6
L.Smith		0	0	1	0/0	0/0	0	6
Talley		0	0	1	0/0	0/0	0	6
Williams		0	0	1	0/0	0/0	0	6
BILLS		20	28	5	50/53	20/29	0	428
OPPONENTS		13	17	0	29/30	18/24	0	263

PASSING	Att	Cmp	Yds	Cmp%	Yds/Att	TD	TD%	Int	Int%	Long	Sack/Lost	Rating
Kelly	346	219	2829	63.3	8.18	24	6.9	9	2.6	71	20/158	101.2
Reich	63	36	469	57.1	7.44	2	3.2	0	0.0	43	6/41	91.3
Gilbert	15	8	106	53.3	7.07	2	13.3	2	13.3	23	1/9	76.0
D.Smith	1	0	0	0.0	0.00	0	0.0	0	0.0	0	0/0	39.6
BILLS	425	263	3404	61.9	8.01	28	6.6	11	2.6	71	27/208	98.2
OPPONENTS	455	254	3125	55.8	6.87	17	3.7	18	4.0	195	43/326	73.2

RUSHING	No.	Yds.	Avg.	Long	TD
Thomas	271	1297	4.8	180	11
K.Davis	64	302	4.7	47	4
Mueller	59	207	3.5	20	2
D.Smith	20	82	4.1	13	2
Kelly	22	63	2.9	15	0
Gardner	15	41	2.7	14	0
Reich	15	24	1.6	9	0
Beebe	1	23	23.0	23	0
Reed	3	23	7.7	26	0
Kinnebrew	9	18	2.0	4	1
BILLS	479	2080	4.3	180	20
OPPONENTS	483	1808	3.7	51	13

RECEIVING	No.	Yds.	Avg.	Long	TD
Reed	71	945	13.3	156	8
Thomas	49	532	10.9	63	2
Lofton	35	712	20.3	71	4
McKeller	34	464	13.6	43	5
D.Smith	21	225	10.7	39	0
Mueller	16	106	6.6	30	1
Beebe	11	221	20.1	49	1
Metzelaars	10	60	6.0	12	1
K.Davis	9	78	8.7	16	1
Rolle	3	6	2.0	13	3
Tasker	2	44	22.0	124	2
Edwards	2	11	5.5	6	0
BILLS	263	3404	12.9	71	28
OPPONENTS	254	3125	12.3	195	17



1990 REGULAR SEASON STATISTICS

REGULAR SEASON STATISTICS, continued

INTERCEPTIONS	No.	Yds.	Avg.	Long	TD
Jackson	3	16	5.3	14	0
Talley	2	60	30.0	t60	1
L.Smith	2	39	19.5	t39	1
Hagy	2	23	11.5	23	0
Kelso	2	0	0.0	0	0
Williams	2	0	0.0	0	0
Bentley	1	13	13.0	13	0
Hicks	1	0	0.0	0	0
Odomes	1	0	0.0	0	0
Pool	1	0	0.0	0	0
Seals	1	0	0.0	0	0
BILLS	18	151	8.4	t60	2
OPPONENTS	11	156	14.2	61	0

PUNTING	No.	Yds.	Avg.	Net	TB	In	Lg	B
Tuten	53	2107	39.8	34.2	4	12	55	0
Nies	5	174	34.8	27.4	0	0	39	0
BILLS	58	2281	39.3	33.6	4	12	55	0
OPPONENTS	66	2523	38.2	34.0	5	18	61	3

PUNT RETURNS	Ret.	FC	Yds.	Avg.	Long	TD
Edwards	14	5	92	6.6	16	0
Hale	10	4	76	7.6	25	0
Odomes	1	0	9	9.0	9	0
BILLS	25	9	177	7.1	25	0
OPPONENTS	31	12	251	8.1	21	0

KICKOFF RETURNS	No.	Yds.	Avg.	Long	TD
D.Smith	32	643	20.1	38	0
Edwards	11	256	23.3	54	0
Beebe	6	119	19.8	27	0
Rolle	2	22	11.0	11	0
BILLS	51	1040	20.4	54	0
OPPONENTS	73	1129	15.5	35	0

FIELD GOALS	1-19	20-29	30-39	40-49	50+
Norwood	0/0	9/11	5/8	6/10	0/0
OPPONENTS	2/2	9/12	5/6	2/3	0/1

NORWOOD: (29G,44N,31G,37G,43N,47G)() (24N,48G,42G,27G)(37N,37G,48N)(23G)(29G,24N)(35G,35G)(42N)(25G)(30N)(43G)(43G,21G,45G,36N)(25G)(29G)(21G)().

OPPONENTS: (24G,29N)(23G,29G,48G)() (49N,24N)(50N,19G)(28G,25G)(32G)() (35N)(25G,36G)(32G)() (23G,22G)(28N)(37G,24G,19G,43G,32G).

SACKS: B.Smith 19.0, Wright 5.0, Bennett 4.0, Seals 4.0, Talley 4.0, Bailey 2.0, Lodish 2.0, Conlan 1.0, Hicks 1.0, Garner 0.5, Patton 0.5,
BILLS 43.0, OPPONENTS 27.0

BILLS HOME/AWAY RECORD 31-YEAR TOTALS

	W	L	T	Pct.
Home Games.....	113	110	4	.507
Road Games.....	85	136	4	.387
Playoff Games-Home.....	4	2	0	.667
Playoff Games-Road.....	2	6	0	.250
Totals.....	204	254	8	.446



1990 REGULAR SEASON STATISTICS

Bills 1990 Defensive Stats

NAME	TT	UT	AT	SACKS	QB PRESS.	INT	PD	FF	FR
Talley	123	79	44	4	5	2**	6	0	1
B.Smith	101	82	19	19	14	0	6	4	0
L.Smith	98	65	33	0	1	2*	6	3	1
Bennett	96	71	25	4	18	0	7	3	2
Conlan	93	72	21	1	0	0	4	0	0
Seals	92	73	19	4	7	1	5	0	2
Wright	76	51	25	5	3	0	1	1	0
Bentley	75	44	31	0	0	1	6	0	1
Bailey	57	38	19	2	0	0	0	0	0
Odomes	42	31	11	0	1	1	16	2	3
Williams	38	29	9	0	0	2	18	0	0
Jackson	27	22	5	0	0	3	12	0	0
Hagy	21	19	2	0	1	2	13	0	0
Kelso	19	10	9	0	0	2	3	0	0
Hale	16	11	5	0	0	0	1	0	1
Hicks	14	11	3	1	0	1	7	0	0
Patton	12	8	4	0.5	1	0	0	0	0
Pool	10	10	0	0	0	1	3	0	0
Pike	9	7	2	0	1	0	0	0	0
Lodish	6	6	0	2	0	0	1	0	0
Baldinger	6	2	4	0	0	0	0	0	0
Drane	5	2	3	0	0	0	2	0	0
Garner	3	2	1	0.5	0	0	0	0	0
Hunter	1	1	0	0	0	0	0	0	0

*Returned for 39-yard TD vs. Denver

**Returned for 60-yard TD vs. Cleveland

Bills 1990 Special Teams Stats

NAME	TT	KICKOFFS				PUNTS					FGs
		UT	AT	FF	FR	UT	AT	FF	FR	Blk	Blk
Pike	36	13	14	0	0	2	7	0	0	0	0
Rolle	29	8	13	0	0	2	6	0	0	0	0
Patton	27	4	12	0	0	3	8	0	0	0	0
Tasker	25	5	11	0	0	5	4	1	0	2**	0
Bailey	18	4	9	0	0	4	1	0	0	0	0
Mueller	16	4	2	0	0	7	3	0	0	0	0
Baldinger	12	6	6	0	0	0	0	0	0	0	0
Garner	11	5	6	0	0	0	0	0	0	0	0
Hale	10	3	6	0	0	1	0	0	2	0	0
Edwards	9	4	1	0	0	1	3	0	0	0	0
Drane	7	1	6	0	0	0	0	0	0	0	0
D. Smith	6	4	2	0	0	0	0	0	0	0	0
Monger	6	3	3	0	0	0	0	0	0	0	0
Williams	5	4	1	0	0	0	0	0	0	1	0
Norwood	5	3	2	0	0	0	0	0	0	0	0
Gardner	4	2	2	0	0	0	0	0	0	0	0
Bentley	4	1	0	0	0	0	3	0	0	0	0
Hagy	4	1	3	0	0	0	0	0	0	0	0
Lingner	4	0	0	0	0	1	3	0	0	0	0
K.Davis	2	0	0	0	0	1	1	0	0	0	0
Tuten	2	0	0	0	0	0	2	0	0	0	0
Carey	1	1	0	0	0	0	0	0	0	0	0
Phillips	1	0	1	0	0	0	0	0	0	0	0
Metzelaars	1	0	0	0	0	1	0	0	0	0	0
Pool	1	0	1	0	0	0	0	0	0	0	0
Odomes	0	0	0	0	0	0	0	0	0	0	1*
Talley	0	0	0	0	0	0	0	0	0	0	1
Conlan	0	0	0	0	0	0	0	0	0	0	1

*Returned 80 yards for TD by Cornelius Bennett vs. Broncos

**Returned 38 yards for TD by James Williams vs. Raiders



1990 PLAYOFF STATISTICS

WON 2, LOST 1

Jan 12	W	44-34	Miami	77,087
Jan 20	W	51-3	Raiders	80,324
Jan 27	L	19-20	at Giants	73,813

	Bills	Opponents
TOTAL FIRST DOWNS	72	69
Rushing	29	31
Passing	40	34
Penalty	3	4
3rd Down: Made/Att	12/31	23/47
4th Down: Made/Att	3/3	2/5

	Bills	Opponents
TOTAL NET YARDS	1366	1136
Avg. Per Game	455.3	378.7
Total Plays	191	217
Avg. Per Play	7.2	5.2

	Bills	Opponents
NET YARDS RUSHING	522	430
Avg. Per Game	174.0	143.3
Total Rushes	108	94

	Bills	Opponents
NET YARDS PASSING	844	706
Avg. Per Game	281.3	235.3
Tackled/Yards Lost	1/7	3/15
Gross Yards	851	721
Att./Completions	82/54	120/58
Completion Pct.	65.9	48.3
Had Intercepted	2	8
PUNTS/AVERAGE	9/39.4	9/41.8
NET PUNTING AVG.	32.6	32.1
PENALTIES/YARDS	16/97	11/91
FUMBLES/BALL LOST	7/1	2/2

	Bills	Opponents
TOUCHDOWNS	14	6
Rushing	8	2
Passing	5	4
Returns	1	0

SCORE BY PERIODS	1	2	3	4	OT	Total
BILLS	37	43	3	31	0	114
OPPONENTS	9	21	10	17	0	57

SCORING	TD	Ru	Pa	Rt	PAT	FG	S	TP
Norwood	0	0	0	0	13/14	5/7	0	28
Thomas	4	0	0	0	0/0	0/0	0	24
K.Davis	3	0	0	0	0/0	0/0	0	18
Lofton	0	3	0	0	0/0	0/0	0	18
Reed	0	2	0	0	0/0	0/0	0	12
D.Smith	1	0	0	0	0/0	0/0	0	6
Talley	0	0	1	0	0/0	0/0	0	6
B.Smith	0	0	0	0	0/0	0/0	1	2
BILLS	8	5	1	1	13/14	5/7	1	114
OPPONENTS	2	4	0	0	6/6	5/5	0	57



1990 PLAYOFF STATISTICS

PLAYOFF STATISTICS, continued

PASSING	Att	Cmp	Yds	Cmp%	Yds/Att	TD	TD%	Int	Int%	Long	Sack/Lost	Rating
Kelly	82	54	851	65.9	10.38	5	6.1	2	2.4	61	1/7	110.4
BILLS	82	54	851	65.9	10.38	5	6.1	2	2.4	61	1/7	110.4
OPPONENTS	120	58	721	48.3	6.01	4	3.3	8	6.7	164	3/15	50.7

RUSHING	No.	Yds.	Avg.	Long	TD
Thomas	72	390	5.4	131	4
Kelly	13	72	5.5	16	0
K.Davis	12	25	2.1	6	3
Gardner	1	23	23.0	23	0
Mueller	4	9	2.3	6	0
D.Smith	4	4	1.0	4	1
Reich	2	-1	-0.5	0	0
BILLS	108	522	4.8	131	8
OPPONENTS	94	430	4.6	24	2

RECEIVING	No.	Yds.	Avg.	Long	TD
Reed	14	213	15.2	43	2
Lofton	13	323	24.8	61	3
Thomas	13	154	11.8	20	0
McKeller	8	70	8.8	23	0
K.Davis	3	26	8.7	19	0
Tasker	2	53	26.5	44	0
Edwards	1	12	12.0	12	0
BILLS	54	851	15.8	61	5
OPPONENTS	58	721	12.4	164	4

INTERCEPTIONS	No.	Yds.	Avg.	Long	TD
Talley	2	48	24.0	127	1
Odomes	2	18	9.0	9	0
Kelso	2	0	0.0	0	0
Bentley	1	32	32.0	32	0
L.Smith	1	24	24.0	24	0
BILLS	8	122	15.3	32	1
OPPONENTS	2	0	0.0	0	0

PUNTING	No.	Yds.	Avg.	Net	TB	In	Lg	B
Tuten	9	355	39.4	32.6	0	4	47	0
BILLS	9	355	39.4	32.6	0	4	47	0
OPPONENTS	9	376	41.8	32.1	2	2	54	0

PUNT RETURNS	Ret.	FC	Yds.	Avg.	Long	TD
Edwards	3	3	29	9.7	17	0
Odomes	1	0	18	18.0	18	0
BILLS	4	3	47	11.8	18	0
OPPONENTS	5	3	62	12.4	20	0

KICKOFF RETURNS	No.	Yds.	Avg.	Long	TD
Edwards	5	118	23.6	33	0
D.Smith	8	128	16.0	24	0
Rolle	1	14	14.0	14	0
BILLS	14	260	18.6	33	0
OPPONENTS	21	318	15.1	44	0

FIELD GOALS	1-19	20-29	30-39	40-49	50+
Norwood	0/0	4/4	1/1	0/2	0/0
OPPONENTS	0/0	3/3	0/0	2/2	0/0

NORWOOD: (24G,22G,28G)(45N,39G)(23G,47N)

OPPONENTS: (49G,22G)(41G)(28G,21G)

SACKS: Jackson 1.0, B.Smith 1.0, Wright 1.0, **BILLS 3.0, OPPONENTS 1.0**



1990 PLAYOFF STATISTICS

Bills 1990-91 Playoff Defensive Stats

NAME	TT	UT	AT	SACKS	QB PR.	INT	PD	TIP	FF	FR
Conlan	34	22	12	0	1	0	0	0	0	0
L.Smith	24	20	4	0	0	1	4	0	0	0
Talley	23	11	12	0	0	2*	5	0	0	0
Wright	15	11	4	1	3	0	1	1	1	0
Bennett	14	9	5	0	5	0	0	2	0	0
Seals	13	11	2	0	3	0	0	1	0	0
Bentley	12	10	2	0	1	1	1	0	0	0
Odomes	11	10	1	0	0	2	4	0	0	0
Jackson	11	7	4	1	1	0	3	0	0	0
Kelso	10	5	5	0	0	2	3	0	0	0
Bailey	8	5	3	0	3	0	0	0	0	0
B.Smith	7	6	1	1	3	0	0	1	0	0
Baldinger	6	2	4	0	0	0	0	0	0	0
Williams	5	4	1	0	0	0	5	0	0	0
Hicks	3	3	0	0	0	0	3	0	0	0
Drane	3	2	1	0	0	0	0	0	0	0
Pike	3	2	1	0	1	0	0	0	0	0
Lodiish	2	2	0	0	1	0	0	0	0	0

* Includes a 27-yard interception return for a TD (1/20/91 vs. Raiders).

Bills 1990-91 Playoff Special Teams Stats

NAME	TT	KICKOFFS				PUNTS					FGS
		UT	AT	FF	FR	UT	AT	FF	FR	Blk	Blk
Pike	8	4	3	0	0	2	1	0	0	0	0
Bailey	8	2	4	0	0	1	1	0	0	0	0
Garner	6	3	2	1	0	0	1	0	0	0	0
Mueller	6	3	2	0	1	0	1	0	0	0	0
Tasker	5	2	1	0	0	2	0	0	0	0	0
Rolle	4	2	2	0	0	0	0	0	0	0	0
Drane	3	0	2	0	0	0	1	0	0	0	0
Hicks	2	2	0	0	0	0	0	0	0	0	0
K. Davis	2	2	0	0	0	0	0	0	0	0	0
Baldinger	1	0	1	0	0	0	0	0	0	0	0
Lingner	1	0	0	0	0	0	1	0	0	0	0
Gardner	1	1	0	0	0	0	0	0	0	0	0
Tuten	1	0	0	0	0	1	0	0	0	0	0
Norwood	0	0	0	0	1	0	0	0	0	0	0

PLAN B RESULTS

In the three years since the Plan B free agency program was instituted, the Bills have acquired 10 players and have lost 14 players. The program has run the past three years from February 1-April 1. Buffalo's results are listed below:

1988 Acquired

T John Davis (Hou)
 RB Kenneth Davis (GB)
 S Neal Guggemos (NYG)
 C Adam Lingner (KC)
 T Caesar Rentie (Chi)
 RB Tim Tyrell (Rams)

Lost

FB Carl Byrum (Hou)
 DB Sherman Cocroft (TB)
 T Dale Hallestrae (Raiders)
 DB Martin Mayhew (Wash)
 K Kirk Roach (GB)

1989 Acquired

P Rick Tuten (Phi)
 RB Don Smith (TB)

Lost

RB Ronnie Harmon (SD)
 LB Richard Harvey (NE)
 WR Flip Johnson (GB)
 P John Kidd (SD)
 NT Fred Smerlas (SF)

1990 Acquired

LB David Bavaro (Phx)
 S Brett Tucker (Hou)

Lost

OL Brent Griffith (NO)
 S John Hagy (Hou)
 DB Carl Mims (Minn)
 RB Don Smith (Miami)



BILLS 1990 HONORS

MARV LEVY:	Washington Touchdown Club AFC Coach-of-the-Year
RT HOWARD BALLARD:	UPI All-AFC 2nd Team
LB CORNELIUS BENNETT:	UPI All-AFC Team AFC Defensive Player-of-the-Week, Week 4 and 5 Pro Bowl
LB SHANE CONLAN:	AP All-Pro 2nd Team UPI All-AFC 2nd Team Pro Bowl
OC KENT HULL:	AP All-Pro 1st Team UPI All-AFC Team PFWA All-Pro Team Pro Football Weekly All-Pro Team The Sporting News All-Pro Team NEA All-Pro Team College and Pro Football Weekly All-Pro 1st Team Football Digest All-Pro 1st Team Sports Illustrated's Dr. Z's All-Pro Team Football News All-AFC Team Pro Bowl
QB JIM KELLY:	Washington Touchdown Club NFL Player-of-the-Year National Quarterback Club Professional Quarterback-of-the-Year MVP of the 1991 Pro Bowl Bills' Monday Quarterback Club Offensive Player-of-the-Year UPI All-AFC 2nd Team Sports Illustrated's Dr. Z's All-Pro Team
LB MARVCUS PATTON:	Pro Football Weekly All-Rookie Team
WR ANDRE REED:	UPI All-AFC Team AP All-Pro 2nd Team Football News All-AFC Team College and Pro Football Weekly All-Pro 2nd Team AFC Offensive Player-of-the-Week, Week 7 Pro Bowl
LG JIM RITCHER:	UPI All-AFC 2nd Team
DE BRUCE SMITH:	AP Defensive Player-of-the-Year AP All-Pro 1st Team UPI Defensive Player-of-the-Year UPI All-AFC Team PFWA All-Pro Team Bills' Monday Quarterback Club Defensive Player-of-the-Year Football News Defensive Player-of-the-Year Football News All-AFC Team Pro Football Weekly Defensive Player-of-the-Year Pro Football Weekly All-Pro Team The Sporting News All-Pro Team NEA All-Pro Team 101 Club Defensive Player-of-the-Year College and Pro Football Weekly All-Pro 1st Team Football Digest All-Pro 1st Team Sports Illustrated's Dr. Z's All-Pro Team Touchdown Magazine Player-of-the-Year NFL Alumni Defensive Lineman-of-the-Year AFC Defensive Player-of-the-Month, December AFC Defensive Player-of-the-Week, Week 13 and 14 Pro Bowl
LB DARRYL TALLEY:	The Sporting News All-Pro Team UPI All-AFC 2nd Team Sports Illustrated's Dr. Z's All-Pro Team Football News All-AFC Team Pro Bowl
WR STEVE TASKER:	Bills' Monday Quarterback Club Special Teams Player-of-the-Year Pro Bowl
RB THURMAN THOMAS:	AP All-Pro 1st Team UPI All-AFC Team PFWA All-Pro Team Pro Football Weekly All-Pro Team The Sporting News All-Pro Team NEA All-Pro Team College and Pro Football Weekly All-Pro 1st Team Football Digest All-Pro 1st Team Sports Illustrated's Dr. Z's All-Pro Team Football News All-AFC Team Pro Bowl
CB JAMES WILLIAMS:	UPI All-Rookie Team Football News All-Rookie Team Bills' Monday Quarterback Club Rookie-of-the-Year
LT WILL WOLFORD:	Football News All-AFC Team Pro Bowl



1990 GAME SUMMARIES

WEEK 1

BILLS 26, Indianapolis Colts 10

September 9, 1990 - Rich Stadium - (78,899)

The Bills started the 1990 season off on the right foot as they crushed the visiting Colts, 26-10. The game was full of milestones as QB Jim Kelly set a team record by completing his first 14 pass attempts on the afternoon. In addition, the first score, a 3-yard Kelly to TE Butch Rolle pass, was the Bills' 1,000th touchdown in the franchise's history. The opening drive was capped off when K Scott Norwood connected on a 29-yard field goal. The Colts came back on their first possession to knot the score at 3-3 when K Dean Biasucci split the uprights from 24 yards away. Buffalo's first score was set up by DE Leon Seals fumble recovery after DE Bruce Smith stripped Colt QB Jeff George. The Bills upped the score to 13-3 just before halftime as Norwood connected from 37 yards out. Indianapolis closed the gap to 16-10 as George teamed up with WR Stanley Morgan on a 25-yard TD pass. With 11:03 left to play, Kelly led his offense on a 8-play 34-yard drive, capped off by Norwood's third 3-pointer of the game. After a FS Mark Kelso INT, RB Thurman Thomas rambled in for a score from 6 yards out to make the score 26-10.

COLTS	3	0	7	0	-10
BILLS	3	13	0	10	-26

SCORING

Team	Period	Time	Scoring Play	Drive	Score
Buff	1	6:56	29-yd FG by Norwood	15/7	3-0
Indy	1	14:48	24-yd FG by Biasucci	1/67	3-3
Buff	2	9:46	Rolle 3-yd pass Kelly (Norwood)	5/22	10-3
Buff	2	13:02	31-yd FG by Norwood	4/5	13-3
Buff	2	14:52	37-yd FG by Norwood	4/24	16-3
Indy	3	5:22	Morgan 25-yd pass George(Biasucci)	10/67	16-10
Buff	4	8:24	47-yd FG by Norwood	8/34	19-10
Buff	4	13:23	Thomas 6-yd run (Norwood)	7/7	26-10

TEAM STATISTICS

	BILLS	COLTS
First Downs	4	15
Rushes/Yards	28-10	17-56
Net Passing Yards	283	173
Passing (A-C-I)	37-28-0	35-19-1
Sacked by Opponent	0-0	3-25
Punts/Average	0-0	3-23.7
Fumbles/Lost	2-1	2-1
Penalties	5-3	5-40
Time of Possession	33:46	26:14

Weather: Cloudy, 63 degrees

INDIVIDUAL STATISTICS

RUSHING:	BILLS: Thomas 20-84 1 TD; Kinnebrew 6-17; Kelly 1-0; Reich 1(-1). COLTS: Bentley 15-50; Trudeau 1-3; Clark 1-3.
PASSING:	BILLS: Kelly 28-37-283-1TD-0 INT. COLTS: George 13-24-160-1TD-1 INT; Trudeau 6-11-38-1 INT
RECEIVING:	BILLS: McKeller 7-78; Reed 5-62; Thomas 9-61; Lofton 4-53; D.Smith 2-26; Rolle 1-3-1TD. COLTS: Morgan 2-47-1TD; Brooks 3-46; Hester 3-38; Bentley 5-31; Johnson 3-16; Clark 2-15; Beach 1-5.

BILLS GAME NOTES

- Buffalo punter John Nies had a relaxed afternoon against the Colts, as the Bills did not record a single punt. It marked only the second time in Bills' history that Buffalo did not punt in game. The only other time was on November 3, 1974 at New England. Buffalo's punter that day was Spike Jones.
- Buffalo rookie CB James Williams made a big impression on the Bills' fans by blocking Rohn Stark's first punt attempt of the game.

WEEK 2

Miami Dolphins 30, BILLS 7

September 16, 1990 - Joe Robbie Stadium - (68,142)

Three Buffalo turnovers led to 13 Miami points as the Dolphins knocked the Bills out of first place in the AFC East for the first time since the beginning of the 1988 season. With a fourth and one at the Miami 29 on the opening drive, FB Larry Kinnebrew was stopped for no gain. The Dolphins then marched down the field and hit pay dirt when RB Sammie Smith scored from two yards out. Three of Miami's next four second quarter possessions resulted in K Pete Stoyanovich field goals from 23, 29 and 48 yards. The Dolphins cashed in midway through the third quarter as Sammie Smith scored his second TD of the game, this time from 1 yard away. Miami closed out their scoring parade :07 seconds into the fourth quarter, as QB Dan Marino hooked up with FB Tony Paige on a 17-yard strike. The lone Buffalo touchdown came when Kinnebrew plunged into the end zone from 1 yard out.

BILLS	0	0	0	7	-7
DOLPHINS	0	16	7	7	-30



1990 GAME SUMMARIES

WEEK 2: @ MIAMI, continued

SCORING

Team	Period	Time	Scoring Play	Drive	Score
MIA	2	:04	Smith 2yd run (Stoyanovich kick)	15/71	0-7
MIA	2	4:34	23yd FG by Stoyanovich	7/0	0-10
MIA	2	9:17	29yd FG by Stoyanovich	7/3	0-13
MIA	2	14:58	48yd FG by Stoyanovich	2/13	0-16
MIA	3	10:18	Smith 1yd run (Stoy. kick)	9/5	0-23
MIA	4	:07	Paige 17yd pass Marino (Stoy. kick)	5/45	0-30
BUF	4	3:15	Kinnebrew 1yd run (Norwood kick)	10/70	7-30

TEAM STATISTICS

	BILLS	DOLPHINS
First Downs	12	19
Rushes/Yards	15-44	38-128
Net Passing Yards	161	177
Passing (A-C-I)	35-19-1	26-18-0
Sacked by Opponent	3-13	0-0
Punts/Average	5-34.8	4-43.3
Fumbles/Lost	2-	4-1
Penalties	4-3	6-50
Time of Possession	20:52	39:08
Weather: Partly Cloudy, 88 degrees		

INDIVIDUAL STATISTICS

RUSHING: **BILLS:** Thomas 8-23, Kelly 1-12, Mueller 3-8, Kinnebrew 3-1.
DOLPHINS: Smith 18-56-2TD, Logan 7-42, Paige 8-16, Higgs 2-11, Banks 1-3, Jensen 1-2, Secules 1(-2).

PASSING: **BILLS:** Kelly 14-23-140-1INT, Reich 5-12-34.
DOLPHINS: Marino 18-26-177-1TD.

RECEIVING: **BILLS:** Reed 5-42, D. Smith 4-42, Thomas 4-37, Lofton 2-37, Davis 2-9, Beebe 1-6, Metzelaars 1-1.
DOLPHINS: Clayton 3-41, Paige 3-34-1TD, Banks 2-33, Duper 1-13, Edmunds 2-12, Logan 2-12, Martin 1-11, Jensen 2-9, Smith 1-9.

BILLS GAME NOTES

- Buffalo loses its first game in Joe Robbie Stadium, as Miami picks up their first victory over Buffalo since 1986. Miami also ends the Bills streak of 33 consecutive weeks on top in the AFC East.
- Buffalo surrenders its first rushing score in 13 consecutive quarters to the Dolphins.

WEEK 3

BILLS 30, New York Jets 7

September 24, 1990 - Giants Stadium - (69,927)

The Buffalo Bills regained a share of first place in the AFC East as they defeated the upstart NY Jets, 30-7, in front of 69,927 fans at Giants Stadium. RB Thurman Thomas accounted for 219 total yards, 214 rushing and 5 receiving. His 214 rushing yards was a career high and the most by a Bill since O.J. Simpson rushed for 273 yards November 25, 1976. New York jumped out to quick 7-0 lead on their first possession in the opening quarter. After RB Brian Baxter's 1-yard scamper, the Bills immediately hit pay dirt as RB Kenneth Davis' 1-yard TD jaunt capped a 7-play, 76-yard drive. Midway through the second quarter, TE Butch Rolle hauled in a 2-yard QB Jim Kelly pass for Buffalo's second six-pointer of the evening. K Scott Norwood's first field goal was his 100th career field goal as a Buffalo Bill. A Kelly to TE Keith McKeller 6-yard scoring strike early in the fourth quarter rounded out the scoring.

BILLS	7	13	3	7	-30
JETS	7	0	0	0	-7

SCORING

Team	Period	Time	Scoring Play	Drive	Score
Jets	1	7:15	Baxter 1yd run (Leahy)	8/75	0-7
Buff	1	11:04	K.Davis 1yd run (Norwood)	7/76	7-7
Buff	2	4:48	Rolle 2yd pass Kelly (Norwood)	5/6	14-7
Buff	2	11:55	48yd FG by Norwood	4/0	17-7
Buff	2	15:00	42yd FG by Norwood	8/44	20-7
Buff	3	10:10	27yd FG by Norwood	9/85	23-7
Buff	4	8:26	McKeller 6yd pass Kelly (Norwood)	3/12	30-7

TEAM STATISTICS

	BILLS	JETS
First Downs	23	17
Rushes/Yards	35/292	29/124
Net Passing Yards	159	125
Passing (A-C-I)	26-16-1	30-15-0
Sacked by Opponent	2-15	3-28
Punts Average	4-32.8	6-42.8
Fumbles/Lost	0-0	3-2
Penalties	7-86	7-55
Time of Possession	30:49	29:11
Weather: Clear, 54 degrees		



1990 GAME SUMMARIES

WEEK 3: @ JETS, continued

INDIVIDUAL STATISTICS

RUSHING: **BILLS:** Thomas 18-214; Mueller 8-42; K.Davis 7-31-1TD; D. Smith 1-3; Kelly 1-2.
JETS: Baxter 7-36-1TD; Thomas 6-31; McNeil 3-21; Hector 10-24; O'Brien 3-12.

PASSING: **BILLS:** Kelly 16-26-174-2TD-1INT.
JETS: O'Brien 15-30-153.

RECEIVING: **BILLS:** McKeller 3-60-1TD, Reed 3-47, D. Smith 3-26, Thomas 3-5, Lofton 1-20, Metzelaars 1-8, Mueller 1-6, Rolle 1-2-1TD.
JETS: Moore 3-41, Burkett 4-39, Townsell 2-29, Toon 2-17, Boyer 2-20, Dressel 1-5, Thomas 1-2

BILLS GAME NOTES

- RB Thurman Thomas becomes only the fifth player in Bills' history to rush for 200-yards with his 214-yard performance against the Jets. Thomas' 214 yards rushing becomes the second-best performance on a Monday night behind Bo Jackson's 221-yard outing.
- New York RB Brad Baxter's rushing TD marks the first time the Jets had scored a touchdown against the Bills in 13 quarters.

WEEK 4

BILLS 29, Denver Broncos 28

September 30, 1990 - Rich Stadium - (74,393)

The Buffalo Bills scored 3 TDs in a span of 1:17 seconds early in the fourth quarter en route to a 29-28 victory. Denver dominated the Bills throughout the game, until Buffalo grabbed the momentum back with 10:30 remaining in the game. Denver took the opening kickoff and drove 80 yards on 12 plays to take the early 7-0 lead. With 2:57 seconds left in the second quarter, Denver took a 140 lead as RB Steve Sewell capped a 30-yard drive by plunging over the goal line from 2 yards out. Before halftime, the Bills finally got on the scoreboard when K Scott Norwood hit a 37-yard field goal. After a QB John Elway fumble at the Bronco 10, RB Don Smith took a shotgun snap from C Kent Hull and dove into the endzone to make the score 14-9. Denver increased its lead to 21-9 when RB Sammy Winder plunged in from 3 yards out, after a RB Thurman Thomas fumble at the Buffalo 19. This set the stage for one of the most dramatic comebacks in Bills' history. Denver K David Treadwell lined up to attempt a 24-yard FG with 10:30 remaining, CB Nate Odomes charged in and blocked the kick, which LB Cornelius Bennett then scooped up and scampered 80 yards for the longest Bills TD after a blocked FG. On the next set of downs, SS Leonard Smith hauled in a tipped pass and returned it 39 yards to give the Bills their first lead of the game, 22-21. On Denver's next play from scrimmage, Elway fumbled the snap and Bennett fell on the loose ball at the Bronco 2. On the ensuing play, RB Kenneth Davis increased Buffalo's lead to 29-21 as he plunged in from 2 yards away. Denver completed the scoring on their final drive, when Elway hit WR Ricky Nattiel in the endzone.

BRONCOS	7	7	7	7	-28
BILLS	0	3	6	20	-29

SCORING

Team	Period	Time	Scoring Play	Drive	Score
Den	1	6:50	Humphrey 1-yd run (Treadwell)	12/80	0-7
Den	2	13:03	Sewell 2-yd run (Treadwell)	3/30	0-14
Buff	2	14:54	37-yd FG by Norwood	12/53	3-14
Buff	3	7:07	D. Smith 12-yd run (Norwood NG)	3/1	9-14
Den	3	10:17	Winder 3-yd run (Treadwell)	2/19	9-21
Buff	4	4:30	Bennett 80-yd rt off blk.FG (Norwood)		16-21
Buff	4	5:33	L. Smith 39-yd INT return (Norwood NG)		22-21
Buff	4	5:50	Davis 2-yd run (Norwood)	1/2	29-21
Den	4	13:35	Nattiel 10-yd pass Elway (Treadwell)	10/70	29-28

TEAM STATISTICS

	BILLS	BRONCOS
First Downs	15	28
Rushes/Yards	24/64	46/208
Net Passing Yards	202	133
Passing (A-C-I)	34-18-1	28-15-2
Sacked By Opponent	4-34	2-19
Punts Average	4-35.0	3-37.3
Fumbles/Lost	3-2	3-3
Penalties	4-33	8-60
Time of Possession	25:11	34:49
Weather: Partly Cloudy 60 degrees		

INDIVIDUAL STATISTICS

RUSHING: **BILLS:** Thomas 13-36, D. Smith 3-18-1TD, Kelly 5-6, Mueller 2-2, K. Davis 1-2-1TD.
BRONCOS: Humphrey 3-4-17-1TD, Elway 4-21, Sewell 3-8-1TD, Winder 5-2-1TD.

PASSING: **BILLS:** Kelly 18-34-167-1INT.
BRONCOS: Elway 15-28-221-1TD-2INT.

RECEIVING: **BILLS:** Lofton 4-57, Reed 2-35, D. Smith 3-30, Thomas 4-25, Metzelaars 1-9, Mueller 3-6, Edwards 1-5.
BRONCOS: Nattiel 4-62-1TD, Johnson 3-56, Sewell 3-51, Winder 2-30, Jackson 1-14, Mobley 1-5, Humphrey 1-3.



1990 GAME SUMMARIES

WEEK 4: DENVER, continued

BILLS GAME NOTES

- Buffalo's fourth quarter scoring flurry of three TDs in 1:17 span sets a team mark for the second fastest three scores. Buffalo scored three touchdowns in a :56 span vs. Kansas City in the 1964 opener.
- In the one play which turned the course of the game, LB Cornelius Bennett recorded his first TD and CB Nate Odomes picked up his first blocked field goal.

WEEK 5

BILLS 38, Los Angeles Raiders 24

October 7, 1990 - Rich Stadium - (80,076)

For the second consecutive week, the Buffalo Bills exploded in the fourth quarter and won their third straight game as they defeated the Los Angeles Raiders 38-24. The Bills scored 24 points in a 6:03 span during the final stanza. The explosion at the 8:30 mark in the final period was sparked by WR Steve Tasker's blocked punt before rookie DB James Williams returned the ball 38 yards for his first pro TD. The other 17 fourth quarter points were scored via a WR James Lofton 42-yard catch, a 23-yard K Scott Norwood FG and a CB Nate Odomes 49-yard fumble return after he stripped the ball from WR Willie Gault. In the first quarter, Gault hauled in a 11-yard pass from QB Jay Schroeder to open the scoring for the Raiders. QB Jim Kelly came back to knot the score at 7-7 as he hit Andre Reed on a 13-yard TD strike. Just before halftime, K Jeff Jaeger gave the Raiders a score 10-7 advantage as he connected on a 19-yard FG. The two teams traded scores in the third quarter as RB Marcus Allen ran in from 9 yards out and TE Keith McKeller hauled in a Kelly 15-yard strike.

RAIDERS	7	3	7	7	-24
BILLS	0	7	7	24	-38

SCORING

Team	Period	Time	Scoring Play	Drive	Score
LA	1	3:16	Gault 11-yd pass Schroeder (Jaeger)	6/69	7-0
Buff	2	:56	Reed 13-yd pass Kelly (Norwood)	3/15	7-7
LA	2	14:59	19-yd FG by Jaeger	4/1	10-7
LA	3	7:29	Allen 9-yd run (Jaeger)	11/47	17-7
Buff	3	11:21	McKeller 15-yd pass Kelly (Norwood)	7/78	17-14
LA	4	4:25	Smith 4-yd pass Schroeder (Jaeger)	11/69	24-14
Buff	4	6:23	Lofton 42-yd pass Kelly (Norwood)	5/80	24-21
Buff	4	8:08	Williams 38 yd TD off blk punt (Norwood)		24-28
Buff	4	10:53	23-yd FG by Norwood	7/6	24-31
Buff	4	12:26	Odomes 49-yd TD off a FR (Norwood)		38-24

TEAM STATISTICS

	BILLS	RAIDERS
First Downs	14	22
Rushes/Yards	22/98	37/122
Net Passing Yards	182	225
Passing (A-C-I)	22-13-2	29-17-1
Sacked By Opponent	0-0	2-19
Punts/Average	3-40.3	3-19.3
Fumbles/Lost	0-0	4-3
Penalties	6-32	7-55
Time of Possession	20:46	39:14
Weather: Cloudy, 71 degrees, 15 MPH winds		

INDIVIDUAL STATISTICS

RUSHING:	BILLS: Thomas 15-67; Mueller 3-21; K. Davis 2-4; Kelly 2-6. RAIDERS: Allen 20-71-1TD; Smith 7-32; Bell 10-19.
PASSING:	BILLS: Kelly 13-21-182-3TD's-2INT's; D. Smith 0-1. RAIDERS: Schroeder 17-29-244-2TD's-1-INT.
RECEIVING:	BILLS: Thomas 4-47; Reed 6-55-1TD; Lofton 2-65-1TD; McKeller 1-15-1TD. RAIDERS: Fernandez 8-134; Gault 6-90; Allen 2-16; Smith 1-4.

BILLS GAME NOTES

- WR Andre Reed hauls in 6 catches for 55 yards to move him ahead of WR Frank Lewis into second place on the Bills all-time yards receiving list.
- Buffalo's 24-point fourth quarter marks their best scoring period since the club recorded 27 points in the fourth quarter of a November 26, 1978 game vs. the New York Giants.

WEEK 6

OPEN DATE

WEEK 7

BILLS 30, New York Jets 27

October 21, 1990 - Rich Stadium - (79,002)

QB Jim Kelly threw a 14-yard TD strike to FB Jamie Mueller with only 19 seconds remaining, as the Buffalo Bills upended the New York Jets, 30-27. The Jets jumped out to a 140 first half lead on RB Freeman McNeil's 5-yard run and TE Mark Boyer's 1-yard TD pass from QB Ken O'Brien. Kelly led the Bills comeback in the second quarter, as he hit WR Andre Reed on a pair of touchdown passes, one from 19 yards out and the other from 14 yards. Before Reed's second TD catch, O'Brien put New York



1990 GAME SUMMARIES

WEEK 7: JETS, continued

up by a 21-7 margin as he hit WR Al Toon for a 19-yard strike. Twenty-two seconds before halftime, K Scott Norwood closed the gap to 21-17 when he split the uprights from 29 yards. The Jets went back up by seven midway through the third quarter when 17-year veteran Pat Leahy booted a 28-yard field goal. The Bills came back to knot the score at 24 when Kelly connected with WR James Lofton for a picturesque 60-yard bomb down the sidelines. New York took the lead for the last time as Leahy hit from 25 yards. But with 2:38 left, Kelly marched the defending AFC East champs on an 11-play, 71-yard drive that culminated with the Bills QB scrambling to find Mueller alone in the endzone for the winning score.

JETS	7	14	3	3	-27
BILLS	0	17	7	7	-30

SCORING

Team	Period	Time	Scoring Play	Drive	Score
Jets	1	9:39	McNeil 5-yd run (Leahy)	9/63	0-7
Jets	2	:03	Boyer 1-yd pass O'Brien (Leahy)	9/3	0-14
Buff	2	4:11	Reed 19-yd pass Kelly (Norwood)	8/4	7-14
Jets	2	9:36	Toon 19-yd pass O'Brien (Leahy)	10/7	7-21
Buff	2	13:04	Reed 14-yd pass Kelly (Norwood)	7/7	14-21
Jets	2	14:38	28-yd FG by Norwood	7/35	17-21
Jets	3	7:33	28-yd FG by Leahy	14/1	17-24
Buff	3	8:42	Lofton 60-yd pass Kelly (Norwood)	3/9	24-24
Jets	4	12:14	25-yd FG by Leahy	2/72	24-27
Buff	4	14:41	Mueller 14-yd pass Kelly (kick WL)	11/7	30-27

TEAM STATISTICS

	BILLS	JETS
First Downs	24	23
Rushes/Yards	22/129	40/150
Net Passing Yards	276	192
Passing (A-C-I)	32-19-1	28-14-1
Sacked By Opponent	2-21	3-18
Punts/Average	3-47.0	3-49.7
Fumbles/Lost	1-0	0-0
Penalties	9-61	10-61
Time of Possession	22:58	37:02
Weather: Sunny, 66 degrees, 15 MPH wind		

INDIVIDUAL STATISTICS

RUSHING: **BILLS:** D. Smith 2-38; K. Davis 7-31; Kelly 3-21; Mueller 6-17; Reed 2-17; Thomas 2-5.
JETS: McNeil 12-48-1TD; Hector 13-44; Thomas 8-28; Baxter 4-10; O'Brien 1-2; Prokop 1-8; Mathis 1-10.

PASSING: **BILLS:** Kelly 19-32-297-4TD's-1INT.
JETS: O'Brien 14-28-210-2TD's-1INT.

RECEIVING: **BILLS:** Reed 8-116-2TD's; Lofton 3-99-1TD; Mueller 3-43-1TD; K. Davis 2-23; Metzelaars 2-17; D. Smith 1-(-1).
JETS: Toon 5-98-1TD; Moore 3-46; Mathis 2-37; Boyer 3-19-1TD; McNeil 1-10.

BILLS GAME NOTES

- FB Jamie Mueller makes his first career TD reception a memorable one by recording the winning score for Buffalo.
- WR James Lofton's 60-yard TD reception would be one of his longest as a Bill and the longest since November 11, 1984 when he was with Green Bay.

WEEK 8

BILLS 27, New England Patriots 10

October 28, 1990 - Foxboro Stadium - (51,959)

The Buffalo Bills won their fifth consecutive game and increased their season slate to 6-1 as they defeated the homestanding New England Patriots, 27-10. Buffalo drew first blood when RB Don Smith went over the top from one yard away as the Bills capped a 12-play, 68-yard drive. They built their lead to 14-0 when RB Thurman Thomas took a QB Jim Kelly option pitch and meandered three yards into the endzone. Just before halftime, the Pats finally got on the board as K. Jason Staurovsky split the uprights from 32 yards. On successive third quarter drives, K. Scott Norwood connected on a pair of 35 yard field goals to stretch the Buffalo lead to 20-3. TE Keith McKeller rounded out the Bills scoring when he hauled in a 20-yard strike from Kelly. New England earned their only touchdown of the afternoon when WR Sammy Martin was on the receiving end of a 19-yard TD toss from QB Steve Grogan.

BILLS	7	7	3	0	-27
PATRIOTS	0	3	0	7	-10

SCORING

Team	Period	Time	Scoring Play	Drive	Score
Buff	1	8:45	D. Smith 1-yd run (Norwood)	12/68	7-0
Buff	2	7:56	Thomas 3-yd run (Norwood)	8/90	14-0
NE	2	14:48	32-yd FG by Staurovsky	14/54	14-3
Buff	3	6:08	35-yd FG by Norwood	6/27	17-3
Buff	3	10:21	35-yd FG by Norwood	7/13	20-3
Buff	3	14:37	McKeller 20-yd pass Kelly (Norwood)	6/70	27-3
NE	4	3:19	Martin 19-yd pass Grogan (Staurovsky)	7/90	27-10



1990 GAME SUMMARIES

WEEK 8: @ NEW ENGLAND, continued

TEAM STATISTICS

	BILLS	PATRIOTS
First Downs	19	17
Rushes/Yards	35/161	24/108
Net Passing Yards	192	154
Passing (A-CI)	20-140	31-152
Sacked By Opponent	2-16	3-26
Punts Average	2-33.5	4-40.8
Fumbles/Lost	1-0	1/1
Penalties	5-25	4-34
Time Of Possession	31:55	28:05
Weather: Cloudy, Rain 57 degrees, Wind 15 MPH		

INDIVIDUAL STATISTICS

RUSHING: **BILLS:** Thomas 22-136-1TD, Mueller 9-30, Kelly 2(-2), D. Smith 2(-3)-1TD.
PATRIOTS: Stephens 19-93, Perryman 3-11, Adams 1-4, Grogan 1-0.

PASSING: **BILLS:** Kelly 14-20-208-1TD.
PATRIOTS: Grogan 15-31-180-1TD-2INT.

RECEIVING: **BILLS:** McKeller 5-72-1TD, Reed 4-41, Lofton 3-75, Beebe 1-11, Thomas 1-9.
PATRIOTS: Perryman 3-21, Fryar 2-49, Adams 2-34, Jones 2-28, Stephens 2-9, Martin 1-19-1TD, Cook 1-10, Mowatt 1-6, McMurtry 1-4.

BILLS GAME NOTES

- K Scott Norwood surpasses the 500-point mark in the game against New England with a 9-point outing (2 FGs, 3 PATs).
- The Bills defense records its fourth 3-sack game and rookie CB James Williams snatches his first career INT, as the Bills defense shutdown the Pats.

WEEK 9

BILLS 42, Cleveland Browns 0

November 4, 1990 - Cleveland Stadium - (78,331)

The Buffalo Bills upped their winning streak to six games as they defeated the Cleveland Browns, 42-0, in a rematch of the 1989 AFC Divisional playoff. Buffalo scored on their first possession when RB Thurman Thomas ran in from three yards out. With 13:06 left in the second quarter, Thomas hit pay dirt again as he bolted in from 11 yards out. LB Shane Conlan blocked Cleveland's first FG attempt and the second attempt was foiled by a bad snap. On the second half's opening drive, the Bills drove 80 yards in only 6-plays, scoring on a 10-yard scamper by FB Jamie Mueller. Thomas scored his third six-pointer of the day when he hauled in a 11-yard pass from QB Jim Kelly. Buffalo continued their scoring spree early in the fourth quarter when RB Kenneth Davis exploded on a 3-yard jaunt, to run the score to 35-0. LB Darryl Talley capped off a fine defensive effort when he intercepted a QB Mike Pagel pass and dashed 60 yards for his first professional TD.

BILLS	7	7	7	21	-42
BROWNS	0	0	0	0	-0

SCORING

Team	Period	Time	Scoring Play	Drive	Score
Buff	1	7:15	Thomas 3-yd run (Norwood)	10/57	7-0
Buff	2	1:54	Thomas 11-yd run (Norwood)	7/41	14-0
Buff	3	3:16	Mueller 1-yd run (Norwood)	6/80	21-0
Buff	4	3:04	Thomas 11-yd pass Kelly (Norwood)	6/5	28-0
Buff	4	10:28	Davis 3-yd run (Norwood)	9/50	35-0
Buff	4	12:29	Talley 60-yd INT return (Norwood)		42-0

TEAM STATISTICS

	BILLS	BROWNS
First Downs	24	10
Rushes/Yards	38/102	20/43
Net Passing Yards	208	191
Passing (A-CI)	20-150	38-162
Sacked By Opponent	1-8	1-4
Punts Average	3-34.3	6-36.5
Fumbles/Lost	2-0	3-0
Penalties	4-30	13-87
Time of Possession	34:56	25:04
Weather: Partly cloudy, 78 degrees		

INDIVIDUAL STATISTICS

RUSHING: **BILLS:** Thomas 17-58-2TD; Davis 7-41-1TD; Mueller 8-21-1TD; Gardner 2-0; Reich 3(-3); Reed 1(-15).
BROWNS: Mack 11-37; Hoard 2-8; Gainer 2-5; Metcalf 1(-1); Pagel 3(-1); Slaughter 1(-5).

PASSING: **BILLS:** Kelly 14-19-200-1TD; Reich 1-1-16.
BROWNS: Pagel 16-38-195-2INT's.

RECEIVING: **BILLS:** Reed 7-122; Thomas 5-65-1TD; Davis 1-16; McKeller 1-7; Mueller 1-6.
BROWNS: Brennan 5-85; Newsome 3-40; Metcalf 4-34; Slaughter 2-27; Hoard 1-6; Mack 1-3.



1990 GAME SUMMARIES

WEEK 9: @ CLEVELAND, continued

BILLS GAME NOTES

- The 42-0 decision marked the greatest regular-season margin of victory in Bills' history, and the largest margin of defeat in Cleveland's history.
- LB Darryl Talley picked up his second and third career INTs against the Browns. Talley's second INT went for a 60-yard journey to the endzone, his first career TD.

WEEK 10

BILLS 45, Phoenix Cardinals 14

November 11, 1990 - Rich Stadium - (74,904)

As the Buffalo Bills thumped the visiting Phoenix Cardinals, strong winds and bonechilling temperatures prevented either team from having much success through the air. Phoenix hit pay dirt first as rookie RB Johnny Johnson plunged across the goal line from 1 yard away for the only score of the first quarter. Then, QB Jim Kelly started a 21-point scoring spree in the second quarter when he hit TE Keith McKeller on an 18-yard aerial with 2:13 expired in the period. After a Rich Camarillo muffed punt, the Bills took over at the Phoenix six-yard line and three plays later Kelly connected with TE Butch Rolle for Buffalo's second score. Just before halftime, Kelly hit WR Steve Tasker on a 24-yard pass play to make the score 21-7. For Tasker, it was his first reception as a Bill and his inaugural TD catch in the NFL. Phoenix came out in the third quarter and cut the Bills margin to seven as WR Eric Jones was on the receiving end of a 29-yard Rosentach pass. But on the first play of the fourth quarter, K Scott Norwood increased the Buffalo lead to 24-14 when he split the uprights from 25 yards away. After a Cardinal fumble, Kelly stretched the Bills margin to 31-14, connecting with WR Don Beebe for an 11-yard TD strike. FB Jamie Mueller put the game out of reach with 11:43 left by plunging into the endzone from 1 yard out.

CARDINALS	7	0	7	0	-14
BILLS	0	21	0	24	-45

SCORING

Team	Period	Time	Scoring Play	Drive	Score
Pho	1	4:44	Johnson 1-yd run (Del Greco)	3/7	0-7
Buff	2	2:13	McKeller 2-yd pass Kelly (Norwood)	12/75	7-7
Buff	2	5:35	Rolle 1-yd pass Kelly (Norwood)	3/6	14-7
Buff	2	14:49	Tasker 24-yd pass Kelly (Norwood)	3/7	21-7
Pho	3	7:18	Jones 29-yd pass Rosenbach (Del Greco)	8/74	21-14
Buff	4	:03	25-yd FG by Norwood	13/64	24-14
Buff	4	:37	Beebe 11-yd pass Kelly (Norwood)	1/1	31-14
Buff	4	4:17	Mueller 1-yd run (Norwood)	7/28	38-14
Buff	4	14:43	Davis 13-yd run (Norwood)	8/39	45-14

TEAM STATISTICS

	BILLS	CARDINALS
First Downs	20	11
Rushes/Yards	51/211	29/81
Net Yards Passing	149	46
Passing (A-C)	16-11-1	10-5-1
Sacked By Opponent	2-16	4-28
Punts/Average	2-43.5	4-24.5
Fumbles/Lost	2-1	4-3
Penalties	5-40	3-35
Time Of Possession	38:02	21:58

Weather: Cold and Blustery, 39 degrees, 21 MPH winds

INDIVIDUAL STATISTICS

- RUSHING:** **BILLS:** Thomas 26-112, K.Davis 12-47-1TD, Gardner 7-28 D. Smith 3-24, Mueller 2-1-1TD, Reich 1(-1).
CARDINALS: Johnson 20-66-1TD, Thompson 6-21, Rosenbach 2-5, Camarillo 1(-1).
- PASSING:** **BILLS:** Kelly 11-16-4TD-1INT.
CARDINALS: Rosenbach 5-10-74-1TD-1INT.
- RECEIVING:** **BILLS:** Beebe 2-60-1TD, McKeller 2-40-1TD, Tasker 1-24-1TD, Lofton 2-23, D.Smith 1-15, Metzelaars 1-4, Rolle 1-1-1TD, Mueller 1(-2).
CARDINALS: Jones 2-38-1TD, Green 1-21, Reeves 1-11, Jordan 1-4.

BILLS GAME NOTES

- DE Bruce Smith lead the Bills' defense with a two-sack game against the Cards. Smith's performance against the Cards would mark his four two-sack game to that point in the year.
- TE Butch Rolle kept his streak of TD receptions alive with a oneyard grab in the second quarter. Rolle's last eight receptions have all been for touchdowns.

WEEK 11

BILLS 14, New England Patriots 0

November 18, 1990 - Rich Stadium - (74,720)

A stubborn Bills defense, led by LB Ray Bentley and rookie CB James Williams, held the Patriot offense scoreless as Buffalo won its eighth consecutive game. RB Thurman Thomas carried the ball for the final six of nine total plays of the opening drive, scoring on a 5-yard run. New England failed on a fourth-and-one attempt from the Bills' oneyard line when Bentley met RB Marvin Allen head on and drove the Patriot ball carrier one yard back. The score remained 7-0 as the two teams battled down to the two-minute warning in the fourth quarter with New England trying to tie the score as they drove into Bills



1990 GAME SUMMARIES

WEEK 11: NEW ENGLAND, continued

territory. Williams came up with the biggest play of the day, intercepting a Marc Wilson pass in the end zone and killing the Patriots drive. On the very next play, Thomas scampered through the line and dashed 80 yards down the sideline for the insurance TD, aided by a key block from WR James Lofton.

PATRIOTS	0	0	0	0	-0
BILLS	7	0	0	7	-14

SCORING

Team	Period	Time	Scoring Play	Drive	Score
Buff	1	8:24	Thomas 5-yd run (Norwood)	9/65	7-0
Buff	4	13:22	Thomas 80-yd run (Norwood)	1-80	14-0

TEAM STATISTICS

	BILLS	PATRIOTS
First Downs	14	18
Rushes/Yards	30/209	32/90
Net Yards Passing	67	196
Passing (A-C)	15-5-0	33-21-2
Sacked By Opponent	2-12	4-38
Punts/Average	6-38.7	7-36.6
Fumbles/Lost	0-0	1-0
Penalties	7-71	4-30
Time Of Possession	25:30	34:30

INDIVIDUAL STATISTICS

RUSHING: **BILLS:** Thomas 22-165-2TD's, Beebe 1-23, Kelly 3-13, Mueller 4-8.
PATRIOTS: Allen 16-57, Stephens 10-22, Tatupu 4-12, Adams 1-0, Fryar 1-(1).

PASSING: **BILLS:** Kelly 5-15-79.
PATRIOTS: Wilson 21-3-2INT's.

RECEIVING: **BILLS:** Reed 3-70, Thomas 1-5, Mueller 1-4.
PATRIOTS: Fryar 7-85, Adams 4-53, Cook 4-47, McMurtry 2-25, Mowatt 1-10, Stephens 2-9, Jones 1-5.

BILLS GAME NOTES

- Buffalo records their second shutout of the 1990 season and the 16th regular season shutout in club history. Only once before has a Bills team had two whitewashes in a season (1982).
- RB Thurman Thomas pushes his career total over the 3,000-yard mark with his 165 yards rushing against the Pats.
- LB Darryl Talley would record his 600th career tackle and CB James Williams made his first career start in place of an injured Kirby Jackson.

WEEK 12

Houston Oilers 27, **BILLS** 24

November 26, 1990 - Houston Astrodome - (60,130)

The Buffalo Bills saw their eight-game winning streak snapped by Warren Moon and the run-and-shoot offense of the Houston Oilers, 27-24. Houston scored on their first possession as WR Haywood Jeffires hauled in a 37-yard strike from Moon. In the next series, QB Jim Kelly was faced with fourth and goal at the 1, when he found TE Pete Metzelaars alone in the end zone for his first TD reception of the season, and tying the score at 7-7. K Teddy Garcia split the uprights from 25 and 36 yards in the second quarter to stake the 13-7 lead. It took only 2:27 for the Bills to score before intermission, when Kelly found TE Keith McKeller in the end zone on a 12-yard scoring strike. On the ensuing PAT, K Scott Norwood registered his 200th PAT as a Bill. Buffalo took the second half kickoff and drove to the Houston 19 before Norwood pushed Buffalo's margin to 17-13 with a 43-yard field goal. On Houston's next possession, Moon quickly drove the Oilers to a go-ahead score as Lorenzo White capped a 79-yard scoring drive when he scampered in from 1 yard out. Houston upped its lead to 27-17 on their next set of downs as Moon registered his second TD throw of the night when he hooked up with WR Leonard Harris for a 3-yard score. With Houston leading 27-17, Kelly drove the Bills to a quick score as Thurman Thomas culminated a 76-yard drive when he ran in from 1 yard out.

BILLS	7	7	3	7	-24
OILERS	7	6	7	7	-27

SCORING

Team	Period	Time	Scoring Play	Drive	Score
Hou	1	3:18	Jeffires 37-yd pass Moon (Garcia)	5/74	0-7
Buff	1	12:29	Metzelaars 1-yd pass Kelly (Norwood)	15/75	7-7
Hou	2	2:18	25-yd FG by Garcia	9/60	7-10
Hou	2	11:53	36-yd FG by Garcia	7/49	7-13
Buff	2	14:20	McKeller 12-yd pass Kelly (Norwood)	9/65	14-13
Buff	3	6:57	43-yd FG by Norwood	14/49	17-13
Hou	3	11:46	White 1-yd run (Garcia)	7/79	17-20
Hou	4	7:39	Harris 3-yd pass Moon (Garcia)	14-88	17-27
Buff	4	11:31	Thomas 1-yd run (Norwood)	10/76	24-27

TEAM STATISTICS

	BILLS	OILERS
First Downs	24	21
Rushes/Yards	24/79	28/128
Net Passing Yards	210	283



1990 GAME SUMMARIES

WEEK 12: @ HOUSTON, continued

Passing (A-CI)	34-23-1	22-16-0
Sacked By Opponent	2-14	3-17
Punts/Average	2/34.5	0
Fumbles/Lost	0-0	1-1
Penalties	3-15	9-66
Time Of Possession	30:01	29:59

Weather: Clear, indoor conditions.

INDIVIDUAL STATISTICS

RUSHING: **BILLS:** Thomas 15-54-1TD; D. Smith 3-11; K. Davis 2-9; Mueller 3-3, Kelly 1-2.
OILERS: White 18-125-1TD; Moon 7-4; Pinkett 2-1; T. Jones 1-(-2).

PASSING: **BILLS:** Kelly 23-34-22A-2TD's-1INT.
OILERS: Moon 16-22-300-2TD's.

RECEIVING: **BILLS:** D. Smith 4-71; Reed 6-54; Lofton 3-35; Thomas 4-32; McKeller 2-23-1TD; Mueller 3-8; Metzelaars 1-1-1TD.
OILERS: Hill 6-102; White 5-89; Givins 3-69; Jeffires 1-37-1TD; Harris 1-3-1TD.

BILLS GAME NOTES

- WR James Lofton's three receptions against the Oilers moves him into a seventh place tie with Raymond Berry on the NFL all-time receptions list with 631 catches.
- TE Keith McKeller records his fifth TD reception of the season. This tied TE Rueben Gants 1978 mark of five TD reception for a TE in one season.

WEEK 13

BILLS 30, Philadelphia Eagles 23

December 2, 1990 - Rich Stadium - (79,320)

On the Bills' second offensive play, QB Jim Kelly connected with WR James Lofton for a 63-yard TD, marking Kelly's 100th career TD pass and Lofton's 60th career TD catch. K Scott Norwood hit a 43-yard field goal six minutes later as DE Bruce Smith proceeded to shut down the effective Randall Cunningham. Kelly then hit WR Andre Reed on a short pass across the middle and Reed broke several tackles on his way to a 56-yard score. The Bills ended the first quarter scoring frenzy with a 4-yard TD pass from Kelly to RB Thurman Thomas. The Eagles started their comeback in the second quarter with Cunningham TD strikes to TE Keith Jackson, 18 yards, and WR Fred Barnett, 95 yards. After a K Roger Ruzek FG, RB Keith Byars continued the Eagles comeback when he caught a third quarter 1-yard pass to draw the Eagles within a single point, 24-23. But the Buffalo defense tightened and Norwood hit two more clutch field goals, from 21 and 45 yards, as Buffalo was able to hold off the Eagles and win their tenth game of the season. Lofton caught 5 passes for 174 yards, a 34.8 average, climbing into the third slot for all-time receiving yards behind Steve Largent and Charlie Joiner.

EAGLES	0	16	7	0	-23
BILLS	24	0	3	3	-30

SCORING

Team	Period	Time	Scoring Play	Drive	Score
Buff	1	:45	Lofton 63-yd pass Kelly (Norwood)	9/6	7-0
Buff	1	6:31	43-yd FG by Norwood	9/39	10-0
Buff	1	8:47	Reed 56-yd pass Kelly (Norwood)	2/6	17-0
Buff	1	13:37	Thomas 3-yd pass Kelly (Norwood)	4/3	24-0
Phi	2	4:26	Jackson 18-yd pass Cunningham (n/g)	4/73	24-6
Phi	2	12:17	32-yd FG by Ruzek	11/53	24-9
Phi	2	14:06	Barnett 95-yd pass Cunningham (Ruzek)	3/91	24-16
Phi	3	5:32	Byars 1-yd pass Cunningham (Ruzek)	12/77	24-23
Buff	3	11:28	21-yd FG by Norwood	10/74	27-23
Buff	4	:11	45-yd FG by Norwood	4/0	30-23

TEAM STATISTICS

	BILLS	EAGLES
First Downs	13	19
Rushes/Yards	25/59	31/176
Net Passing Yards	334	181
Passing (A-CI)	32-19-1	25-15-1
Sacked By Opponent	0-0	6-50
Punts/Average	5-45.2	6-36.5
Fumbles/Lost	0-0	2-1
Penalties	6-57	10-65
Time of Possession	26:44	33:16

Weather: Sunny, 42 degrees, 13 MPH wind

INDIVIDUAL STATISTICS

RUSHING: **BILLS:** Thomas 21-53, Kelly 1-3, Mueller 1-2, K. Davis 2-1.
EAGLES: Cunningham 7-71, Sherman 11-70, Toney 7-18, Byars 4-13, Feagles 1-3, Sanders 1-1.

PASSING: **BILLS:** Kelly 19-32-33A-3TD's-1INT.
EAGLES: Cunningham 15-25-3TD's-1INT

RECEIVING: **BILLS:** Lofton 5-174-1TD, Reed 7-95, Thomas 2-39, Mueller 1-11, K. Davis 2-8, McKeller 1-4, Metzelaars 1-3.
EAGLES: Barnett 2-112-1TD, Jackson 6-64-1TD, Byars 5-39-1TD, Williams 1-13, Sherman 1-3.



1990 GAME SUMMARIES

WEEK 13: PHILADELPHIA, continued

BILLS GAME NOTES

- QB Jim Kelly records his only 300-yard passing performance of the 1990 season and the 10th of his career. His 10 300-yard games, ties the club record set by Joe Ferguson.
- WR James Lofton's 71-yard reception would be the longest of his Bills' career and the longest pass play of the year.

WEEK 14

BILLS 31, Indianapolis Colts 7

December 9, 1990 - Hoosier Dome - (53,268)

Fourteen first quarter points and a stingy defense led by DE Bruce Smith, who sacked QB Jeff George 4 times, proved to be too much for the Colts. QB Jim Kelly connected with WR Andre Reed for touchdowns of 34 and 7 yards as the offense continued its no-huddle format in the first quarter. The Bills increased their lead to 21-0 with 4:07 left in the second quarter as RB Thurman Thomas capped the drive by running into the end zone from 5 yards out. The Colts closed the gap to 21-7 when George jumped over the top for a 1-yard score. However, the Bills added to their lead as K Scott Norwood split the uprights from 25 yards out to increase the Bills lead to 24-7. Thomas scored his second TD of the game as he ran through the Colts defense and into the end zone for a 23-yard marker.

BILLS	14	7	3	7	-31
COLTS	0	0	7	0	-7

SCORING

Team	Period	Time	Scoring Play	Drive	Score
Buff	1	4:46	Reed 34-yd pass Kelly (Norwood)	7/6	7-0
Buff	1	7:39	Reed 7-yd pass Kelly (Norwood)	4/7	14-0
Buff	2	11:53	Thomas 5-yd run (Norwood)	11/64	21-0
Indy	3	8:05	George 1-yd run (Norwood)	/45	21-7
Buff	3	11:25	25-yd FG by Norwood	7/73	24-7
Buff	4	2:08	Thomas 23-yd run (Norwood)	6/51	31-7

TEAM STATISTICS

	BILLS	COLTS
First Downs	23	12
Rushes/Yards	35/161	22/75
Net Yards Passing	247	52
Passing (A-C-I)	26-180	25-133
Sacked By Opponent	2-14	5-41
Punts/Average	4-48	6-46.5
Fumbles/Lost	1-1	0-0
Penalties	4-35	4-25
Time Of Possession	32:12	27:48
Weather: clear, indoor conditions.		

INDIVIDUAL STATISTICS

RUSHING:	BILLS: Thomas 16-76-2TD's, K. Davis 10-57, Mueller 3-16, Gardner 4-12, D. Smith 1-1, Reich 1(-1). COLTS: Bentley 8-40, Dickerson 12-33, George 2-2.
PASSING:	BILLS: Kelly 18-26-261-2TD's. COLTS: George 13-25-93-3INT's.
RECEIVING:	BILLS: Reed 7-95-2TD's, Thomas 4-91, McKeller 2-27, Lofton 2-23, Beebe 1-14, D. Smith 2-11. COLTS: Bentley 5-30, Hester 3-28, Brooks 4-25, Beach 1-10.

BILLS GAME NOTES

- DE Bruce Smith sets a career high by recording four sacks against the Colts. Smith established a new single-season sack record of 19 sacks, breaking his own mark of 15 (1986).
- WR Andre Reed hauled in two receiving TDs to become the Bills all-time leader in career TD receptions.
- When C Kent Hull left the field late in the fourth quarter of the Colts game, it marked the first time he missed an offensive snap in 5 years with the Bills. Going into the Indianapolis game, Hull had not missed a snap in 72 straight regular season games.

WEEK 15

BILLS 17, New York Giants 13

December 15, 1990 - Meadowlands - (66,893)

While the Bills won the game, they lost QB Jim Kelly, who suffered an injury to his left knee late in the second quarter. The Giants scored on the first possession when RB Otis Anderson plunged in from the one. But the Bills came right back and scored on their first possession when WR Andre Reed caught a 6-yard TD pass from Kelly. RB Thurman Thomas scored early in the second quarter and Buffalo took a 14-7 lead before Giants K Matt Bahr connected on a 23-yard field goal, cutting the Bills lead to 14-10 at the intermission. The Bills stellar defense held the Giants to just a field goal in the second half as Bahr made good on a 22 yarder in the third quarter as Giants backup QB Jeff Hostetler replaced Phil Simms, who suffered a foot injury. Backup QB Frank Reich filled in for the injured Kelly and led the Bills to an early fourth-quarter field goal, which K Scott Norwood made from the 29. The Bills defense then took over, and thwarted all Giants scoring threats late in the game.

BILLS	7	7	0	3	-17
GIANTS	7	3	3	0	-13



1990 GAME SUMMARIES

WEEK 15: @ GIANTS, continued

SCORING

Team	Period	Time	Scoring Play	Drive	Score
NYG	1	7:02	Anderson 1-yd run (Bahr)	11/71	0-7
Buff	1	8:30	Reed 6-yd pass Kelly (Norwood)	6/7	7-7
Buff	2	:51	Thomas 2-yd run (Norwood)	1/78	14-7
NYG	2	9:04	23-yd FG by Bahr	7/43	14-10
NYG	3	10:53	22-yd FG by Bahr	16/76	14-13
Buff	4	:04	29-yd FG by Norwood	9/5	17-13

TEAM STATISTICS

	BILLS	GIANTS
First Downs	13	20
Rushes/Yards	24/65	42/157
Net Passing Yards	199	156
Passing (A-CI)	26-15-0	26-15-0
Sacked By Opponent	2/13	0/0
Punts/Average	6/38.7	6/43.2
Fumbles/Lost	0/0	4/0
Penalties	8/52	4/39
Time Of Possession	22:01	37:59
Weather: Rain, 34 degrees		

INDIVIDUAL STATISTICS

RUSHING:	BILLS: Thomas 21-60-1TD, Kelly 1-5, D. Smith 1-1, Reich 1-(-1). GIANTS: Hampton 21-105, Hostetler 5-23, Tillman 6-17, Meggett 2-6, Carthon 3-6, Anderson 5-0-1TD.
PASSING:	BILLS: Kelly 7-11-115-1TD, Reich 8-15-97. GIANTS: Simms 6-10-59, Hostetler 9-16-97.
RECEIVING:	BILLS: McKeller 4-37, Reed 4-54, Thomas 4-65, Beebe 3-56. GIANTS: Hampton 5-27, Baker 4-56, Cross 2-35, Meggett 2-16, Manuel 1-15, Ingram 1-7.

BILLS GAME NOTES

- Buffalo hands the Giants only their second loss at home in New York's previous 18 games. The Bills also set a club record by recording their ninth game of the 1990 season without a fumble.
- Rookie WR/KR Al Edwards' 54-yard kickoff return would be the longest of the season for the Bills.

WEEK 16

BILLS 24, Miami Dolphins 14

December 23, 1990 - Rich Stadium - (80,235)

Buffalo clinched its third consecutive AFC East Championship and home-field advantage throughout the playoffs, with a solid 24-14 victory over Miami. A sell-out crowd of 80,235 watched QB Frank Reich connect on two Buffalo scoring strikes, 7 yards to WR James Lofton and an 11-yarder to WR Andre Reed, for a 14-0 Bills lead in the snow. A 30-yard QB Dan Marino to WR Mark Duper touchdown pass finally put the Dolphins on the board in the third quarter. Buffalo then took control of the game by adding 10 points, a 21-yard K Scott Norwood FG and a 13-yard TD run by RB Thurman Thomas, while the defense sacked Dan Marino three times. Miami pulled the final score to 24-14 with an 11-yard TD pass from Marino to WR Mark Clayton. Always cool under pressure, Reich brought his career mark to 4 victories in 4 starts. The win ran the Bills 1990 victories to 13, the most in one season in the franchise's 31-year history.

DOLPHINS	0	0	7	7	-14
BILLS	0	7	0	7	-24

SCORING

Team	Period	Time	Scoring Play	Drive	Score
Buff	2	8:04	Lofton 7-yd pass Reich (Norwood)	13/8	7-0
Buff	3	3:09	Reed 11-yd pass Reich (Norwood)	6/32	14-0
MIA	3	4:16	Duper 30-yd pass Marino (Stoy.)	3/3	14-7
Buff	3	8:35	21-yd FG by Norwood	8/77	17-7
Buff	4	1:48	Thomas 13-yd run (Norwood)	3/76	24-7
MIA	4	14:00	Clayton 11-yd pass Marino (Stoy.)	11/8	24-14

TEAM STATISTICS

	BILLS	DOLPHINS
First Downs	25	20
Rushes/Yards	47/206	12/35
Net Passing Yards	234	287
Passing (A-CI)	21-15-0	24-43-1
Sacked By Opponent	1-11	3-13
Punts/Average	4-42.8	4-43.8
Fumbles/Lost	1-1	1-1
Penalties	14-95	5-33
Time Of Possession	36:41	23:19
Weather: Light drizzle, 33 degrees		



1990 GAME SUMMARIES

WEEK 16: MIAMI, continued

INDIVIDUAL STATISTICS

RUSHING:	BILLS: Thomas 30-154-1TD, K. Davis 8-30, Reich 6-13, D. Smith 3-9. DOLPHINS: Smith 9-28, Logan 3-7.
PASSING:	BILLS: Reich 15-21-234-2TD's. DOLPHINS: Marino 24-43-287-2TD-1INT.
RECEIVING:	BILLS: Beebe 3-74, Reed 4-57, McKeller 2-33, Lofton 3-32-1TD, Thomas 2-29, K. Davis 1-9. DOLPHINS: Clayton 8-108-1TD, Duper 3-47-1TD, Jensen 6-42, Priutt 2-40, Edmunds 1-22, Martin 2-19, Smith 1-5, Stradford 4.

BILLS GAME NOTES

- Buffalo wins their third straight AFC East Championship and sets a new regular season in-house attendance record of 80,235.
- WR Andre Reed and RB Thurman Thomas marked the fourth consecutive game that each have scored. Buffalo is 8-0 in regular season games that both Reed and Thomas have scored.

WEEK 17

Washington Redskins 29, **BILLS 14**

December 30, 1990 – Robert F. Kennedy Stadium – (52,397)

Five Chip Lohmiller field goals proved to be the difference as the Washington Redskins defeated the Buffalo Bills, 29-14, in a rather meaningless football game for both teams. The Bills had already clinched the AFC East title and homefield advantage throughout the playoffs, while the Redskins were to travel to Philadelphia for the first-round Wild Card game. With the score 9-0 at the beginning of the second half, Bills third string QB Gale Gilbert lead the Bills on a scoring drive that culminated in a Gilbert to RB Kenny Davis touchdown toss of 13 yards. Washington upped the score to 15-7 on two more Lohmiller FGs of 43 and 32 yards. With most of the Bills' starters out of the ballgame, Washington stretched their lead to 29-7 on a 3-yard scamper by Gerald Riggs and a 18 yard toss from QB Mark Rypien to WR Stephen Hobbs. Buffalo came back to score a late TD as Gilbert hit reserve WR Steve Tasker on a 20-yard scoring aerial.

BILLS	0	0	7	7	-14
REDSKINS	3	6	3	17	-29

SCORING

Team	Period	Time	Scoring Play	Drive	Score
Wash	1	4:11	37-yd FG by Lohmiller	6/8	0-3
Wash	2	1:19	24-yd FG by Lohmiller	0/33	0-6
Wash	2	14:00	19-yd FG by Lohmiller	11/78	0-9
Buff	3	3:59	K. Davis 13-yd pass Gilbert (Norwood)	6/59	7-9
Wash	3	10:35	43-yd FG by Lohmiller	1/48	7-12
Wash	4	3:26	32-yd FG by Lohmiller	8/39	7-15
Wash	4	8:43	Riggs 3-yd run (Lohmiller)	-6	7-22
Wash	4	12:29	Hobbs 18-yd pass Rypien (Lohmiller)	5-32	7-29
Buff	4	13:38	Tasker 20-yd pass Gilbert (Norwood)	5-76	14-29

TEAM STATISTICS

	BILLS	REDSKINS
First Downs	15	16
Rushes/Yards	23/105	36/127
Net Passing Yards	168	192
Passing (A-C-I)	29-15-2	26-16-1
Sacked By Opponent	3-26	0-0
Punts/Average	5/37.8	1/35.0
Fumbles/Lost	3-2	0-0
Penalties	3-22	5-63
Time Of Possession	26:01	33:59
Weather: Mostly cloudy, 70 degrees		

INDIVIDUAL STATISTICS

RUSHING:	BILLS: K. Davis 6-49, Mueller 7-36, Reich 2-18, Gardner 2-1, D. Smith 1-1, Thomas 5-0. REDSKINS: Riggs 16-67, Byner 11-34, Dupard 3-11, Monk 1-9, Rypien 4-3, Mitchell 1-3.
PASSING:	BILLS: Reich 7-14-88, Gilbert 8-15-106-2INT's-2TD's. REDSKINS: Rypien 16-26-172-1INT-1TD.
RECEIVING:	BILLS: McKeller 4-68, Mueller 2-24, Thomas 2-22, Metzelaars 2-17, Tasker 1-20-1TD, Lofton 1-19, K. Davis 1-13-1TD, Edwards 1-6, D. Smith 1-5. REDSKINS: Monk 6-61, Sanders 2-32, Howard 2-19, Clark 2-6, Hobbs 1-18-1TD, Riggs 1-18, Warren 1-13, Mitchell 1-5.

BILLS GAME NOTES

- Buffalo records a new singleseason scoring mark of 428 points with a pair of TDs against Washington (old record: 420, 1975).
- WR Steve Tasker picks up his second reception as a Bill, as well as his second TD reception.



REGULAR SEASON RESULTS

1960 (5-8-1) 3rd AFL East

DATE	OPPONENT	W-L-T	SCORE	ATT.
9/11	@New York Titans	L	3-27	10,200
9/18	Denver Broncos	L	21-27	15,229
9/23	@Boston Patriots	W	13-0	20,732
10/2	Los Angeles Chargers	L	10-24	15,821
10/16	New York Titans	L	13-17	14,988
10/23	Oakland Raiders	W	38-9	8,876
10/30	Houston Oilers	W	25-24	23,001
11/6	Dallas Texans	L	28-45	19,610
11/13	@Oakland Raiders	L	7-20	8,800
11/20	@Los Angeles Chargers	W	32-3	6,161
11/27	@Denver Broncos	T	38-38	7,785
12/4	Boston Patriots	W	38-14	14,335
12/11	@Houston Oilers	L	23-31	25,243
12/18	@Dallas Texans	L	7-24	18,000

COACH: Buster Ramsey

TOTAL ATTENDANCE: 218,781 (H-111,860; A-106,921)

1961 (6-8) 4th AFL East

DATE	OPPONENT	W-L-T	SCORE	ATT.
9/10	Denver Broncos	L	10-22	16,636
9/17	New York Titans	W	41-31	15,584
9/23	Boston Patriots	L	21-23	21,504
9/30	San Diego Chargers	L	11-19	20,742
10/8	@Houston Oilers	W	22-12	22,761
10/15	Dallas Texans	W	27-24	20,678
10/22	@Boston Patriots	L	21-52	9,398
10/29	Houston Oilers	L	16-28	21,237
11/5	Oakland Raiders	L	22-31	17,027
11/12	@Dallas Texans	W	30-20	15,000
11/19	@Denver Broncos	W	23-10	7,645
11/23	@New York Titans	L	14-21	12,023
12/3	@Oakland Raiders	W	26-21	8,011
12/9	@San Diego Chargers	L	10-28	24,486

COACH: Buster Ramsey

TOTAL ATTENDANCE: 232,732 (H-133,408; A-99,324)

1962 (7-6-1) 3rd AFL East

DATE	OPPONENT	W-L-T	SCORE	ATT.
9/9	Houston Oilers	L	23-28	31,236
9/15	Denver Broncos	L	20-23	30,577
9/22	New York Titans	L	6-17	24,024
9/30	@Dallas Texans	L	21-41	25,500
10/7	@Houston Oilers	L	14-17	26,350
10/13	San Diego Chargers	W	35-10	20,074
10/20	Oakland Raiders	W	14-6	21,037
10/28	@Denver Broncos	W	45-38	26,051
11/3	Boston Patriots	T	28-28	33,247
11/11	@San Diego Chargers	W	40-20	22,203
11/18	@Oakland Raiders	W	10-6	11,700
11/23	@Boston Patriots	L	10-21	20,021
12/2	Dallas Texas	W	23-14	35,261
12/8	@New York Titans	W	20-3	16,453

COACH: Lou Saban

TOTAL ATTENDANCE: 343,714 (H-195,436; A-148,278)

1963 (7-6-1) Tied 1st AFL East

DATE	OPPONENT	W-L-T	SCORE	ATT.
9/8	@San Diego Chargers	L	10-14	22,344
9/15	@Oakland Raiders	L	17-35	17,568
9/22	Kansas City Chiefs	T	27-27	33,487
9/28	Houston Oilers	L	20-31	32,340
10/5	Oakland Raiders	W	12-0	24,846
10/13	@Kansas City Chiefs	W	35-26	25,519
10/20	@Houston Oilers	L	14-31	23,948
10/26	Boston Patriots	W	28-21	29,243
11/3	@Denver Broncos	W	30-28	19,424
11/9	Denver Broncos	W	27-17	30,989
11/17	San Diego Chargers	L	13-23	38,592
12/1	@Boston Patriots	L	7-17	16,981
12/8	New York Jets	W	45-14	20,222
12/4	@New York Jets	W	19-10	5,826

COACH: Lou Saban

AFL DIVISIONAL PLAYOFF

12/28	Boston Patriots	L	8-26	30,044
-------	-----------------	---	------	--------

TOTAL ATTENDANCE: 374,373 (H-242,763; A-131,610)



REGULAR SEASON RESULTS

REGULAR SEASON RESULTS, continued

1964 (12-2) 1st AFL East

COACH: Lou Saban

DATE	OPPONENT	W-L-T	SCORE	ATT.
9/13	Kansas City Chiefs	W	34-17	30,157
9/20	Denver Broncos	W	30-13	28,501
9/26	San Diego Chargers	W	30-3	40,167
10/3	Oakland Raiders	W	23-20	36,451
10/11	@Houston Oilers	W	48-17	26,218
10/18	@Kansas City Chiefs	W	35-22	20,904
10/24	New York Jets	W	34-24	39,621
11/1	Houston Oilers	W	24-10	40,119
11/8	@New York Jets	W	20-7	60,300
11/15	Boston Patriots	L	28-36	42,308
11/26	@San Diego Chargers	W	27-24	34,865
12/6	@Oakland Raiders	L	13-16	18,134
12/13	@Denver Broncos	W	30-19	14,431
12/20	@Boston Patriots	W	24-14	38,021
AFL CHAMPIONSHIP GAME				
12/26	San Diego Chargers	W	20-7	40,242

TOTAL ATTENDANCE: 510,539 (H-297,566; A-212,973)

1965 (10-3-1) 1st AFL East

COACH: Lou Saban

DATE	OPPONENT	W-L-T	SCORE	ATT.
9/11	Boston Patriots	W	24-7	45,502
9/19	@Denver Broncos	W	30-15	30,682
9/26	New York Jets	W	33-21	45,056
10/3	Oakland Raiders	W	17-12	41,256
10/10	San Diego Chargers	L	3-34	45,260
10/17	@Kansas City Chiefs	W	23-7	26,941
10/24	Denver Broncos	W	31-13	45,046
10/31	Houston Oilers	L	17-19	44,267
11/7	@Boston Patriots	W	23-7	24,415
11/14	@Oakland Raiders	W	17-14	19,352
11/25	@San Diego Chargers	T	20-20	27,473
12/5	@Houston Oilers	W	29-18	23,087
12/12	Kansas City Chiefs	W	34-25	40,298
12/19	@New York Jets	L	12-14	57,396
AFL CHAMPIONSHIP GAME				
12/26	@San Diego Chargers	W	23-0	30,361

TOTAL ATTENDANCE: 546,392 (H-306,685; A-239,707)

1966 (9-4-1) 1st AFL East

COACH: Joe Collier

DATE	OPPONENT	W-L-T	SCORE	ATT.
9/4	@San Diego Chargers	L	7-27	27,572
9/11	Kansas City Chiefs	L	20-42	42,023
9/18	Miami Dolphins	W	#58-42	37,546
9/25	Houston Oilers	W	27-20	42,526
10/2	@Kansas City Chiefs	W	29-14	43,885
10/8	Boston Patriots	L	10-20	45,542
10/16	San Diego Chargers	T	17-17	45,169
10/30	@New York Jets	W	33-23	61,552
11/6	@Miami Dolphins	W	29-0	37,177
11/13	New York Jets	W	14-3	45,738
11/20	@Houston Oilers	W	42-20	27,312
11/24	@Oakland Raiders	W	31-10	36,781
12/4	@Boston Patriots	L	3-14	39,350
12/18	Denver Broncos	W	38-21	40,583

#Most points ever scored by the Bills

AFL CHAMPIONSHIP GAME

1/1	Kansas City Chiefs	L	7-31	42,080
-----	--------------------	---	------	--------

TOTAL ATTENDANCE: 614,836 (H-341,207; A-273,629)

OVERTIME GAMES (7-2)

Date	Opponent	WL	Score	Toss
Sun. Nov. 25, 1979	at New England Patriots	W	16-1	L
Sun. Dec. 7, 1980	LOS ANGELES RAMS	W	10-	L
Sun. Sept. 27, 1981	at Cincinnati Bengals	L	27-24	W
Sun. Oct. 9, 1983	at Miami Dolphins	W	38-3	L
Sun. Sept. 14, 1986	at Cincinnati Bengals	L	38-35	W
Sun. Oct. 18, 1987	NEW YORK GIANTS	W	6-3	W
Sun. Oct. 25, 1987	at Miami Dolphins	W	34-3	W
Sun. Nov. 20, 1988	NEW YORK JETS*	W	9-6	L
Sun. Sept. 24, 1989	at Houston Oilers	W	47-41	L

*Clinched AFC Eastern Division Title



REGULAR SEASON RESULTS

REGULAR SEASON RESULTS, continued

1967 (4-10) Tied 3rd AFL East

COACH: Joe Collier

DATE	OPPONENT	W-L-T	SCORE	ATT.
9/10	New York Jets	W	20-17	45,748
9/17	Houston Oilers	L	3-20	41,384
9/24	Boston Patriots	L	0-23	45,748
10/1	San Diego Chargers	L	17-37	39,310
10/8	@Denver Broncos	W	17-16	35,188
10/15	Oakland Raiders	L	20-24	45,758
10/29	@Houston Oilers	L	3-10	30,060
11/5	Miami Dolphins	W	35-13	31,622
11/12	@New York Jets	L	10-20	62,671
11/19	Denver Broncos	L	20-21	30,891
11/26	@Miami Dolphins	L	14-17	27,050
12/3	@Kansas City Chiefs	L	13-23	41,943
12/9	@Boston Patriots	W	44-16	20,627
12/24	@Oakland Raiders	L	21-28	30,738

TOTAL ATTENDANCE: 528,738 (H-280,461; A-248,277)

1968 (1-12-1) 5th AFL East

COACH: Joe Collier/Harvey Johnson

DATE	OPPONENT	W-L-T	SCORE	ATT.
9/8	Boston Patriots	L	7-16	38,865
9/15	Oakland Raiders	L	6-48	43,056
9/22	*@Cincinnati Bengals	L	23-34	24,405
9/29	New York Jets	W	37-35	38,044
10/5	Kansas City Chiefs	L	7-18	40,748
10/12	@Miami Dolphins	T	14-14	28,559
10/20	@Boston Patriots	L	6-23	21,082
10/27	Houston Oilers	L	7-30	34,339
11/3	@New York Jets	L	21-25	61,452
11/10	Miami Dolphins	L	17-21	28,751
11/17	San Diego Chargers	L	6-21	27,993
11/24	@Denver Broncos	L	32-34	35,142
11/28	@Oakland Raiders	L	10-13	39,883
12/7	@Houston Oilers	L	6-35	34,110

*Harvey Johnson took over as head coach

TOTAL ATTENDANCE: 496,429 (H-251,796; A-244,633)

1969 (4-10) Tied 3rd AFL East

COACH: John Rauch

DATE	OPPONENT	W-L-T	SCORE	ATT.
9/14	New York Jets	L	19-33	46,165
9/21	Houston Oilers	L	3-17	40,146
9/28	Denver Broncos	W	41-28	40,302
10/5	@Houston Oilers	L	14-28	46,485
10/11	Boston Patriots	W	23-16	46,201
10/19	@Oakland Raiders	L	21-50	54,418
10/26	@Miami Dolphins	L	6-16	39,837
11/2	Kansas City Chiefs	L	7-29	45,844
11/9	@New York Jets	L	6-16	62,680
11/16	Miami Dolphins	W	28-3	32,686
11/23	@Boston Patriots	L	21-35	25,584
11/30	Cincinnati Bengals	W	16-13	35,122
12/7	@Kansas City Chiefs	L	19-22	47,112
12/14	@San Diego Chargers	L	6-45	47,582

TOTAL ATTENDANCE: 610,164 (H-286,466; A-323,698)

1970 (3-10-1) 4th AFC East

COACH: John Rauch

DATE	OPPONENT	W-L-T	SCORE	ATT.
9/20	Denver Broncos	L	10-25	34,882
9/27	Los Angeles Rams	L	0-19	46,206
10/4	New York Jets	W	33-31	46,206
10/11	@Pittsburgh Steelers	L	10-23	42,140
10/18	Miami Dolphins	L	14-33	41,312
10/25	@New York Jets	W	10-6	62,712
11/1	@Boston Patriots	W	45-10	31,148
11/8	Cincinnati Bengal	L	14-43	43,587
11/15	@Baltimore Colts	T	17-17	60,240
11/22	@Chicago Bears	L	13-31	41,015
11/29	Boston Patriots	L	10-14	31,427
12/6	@New York Giants	L	6-20	62,870
12/13	Baltimore Colts	L	14-20	34,346
12/20	@Miami Dolphins	L	7-45	70,990

TOTAL ATTENDANCE: 649,081 (H-277,966; A-371,115)



REGULAR SEASON RESULTS

REGULAR SEASON RESULTS, continued

1971 (1-13) 5th AFC East

COACH: Harvey Johnson

DATE	OPPONENT	W-L-T	SCORE	ATT.
9/19	Dallas Cowboys	L	37-49	46,206
9/26	Miami Dolphins	L	14-29	45,139
10/3	@Minnesota Vikings	L	0-19	47,900
10/10	Baltimore Colts	L	0-43	46,206
10/17	@New York Jets	L	17-28	61,498
10/23	@San Diego Chargers	L	3-20	49,261
10/31	St. Louis Cardinals	L	23-28	40,040
11/7	@Miami Dolphins	L	0-34	61,061
11/14	@New England Patriots	L	33-38	57,446
11/21	New York Jets	L	7-20	41,577
11/28	New England Patriots	W	27-20	27,166
12/5	@Baltimore Colts	L	0-24	58,476
12/1	Houston Oilers	L	14-22	28,107
12/19	@Kansas City Chiefs	L	9-22	48,121

TOTAL ATTENDANCE: 658,204 (H-274,441; A-383,763)

1972 (4-9-1) 4th AFC East

COACH: Lou Saban

DATE	OPPONENT	W-L-T	SCORE	ATT.
9/17	New York Jets	L	24-41	46,206
9/24	San Francisco 49ers	W	27-20	45,845
10/1	Baltimore Colts	L	0-17	46,206
10/8	New England Patriots	W	38-14	41,749
10/15	@Oakland Raiders	L	16-28	53,501
10/22	@Miami Dolphins	L	23-24	80,010
10/29	Pittsburgh Steelers	L	21-38	45,882
11/5	Miami Dolphins	L	16-38	46,206
11/12	@New York Jets	L	3-41	62,853
11/19	@New England Patriots	W	27-24	60,999
11/2	@Cleveland Browns	L	10-27	70,104
12/3	@Baltimore Colts	L	7-35	55,390
12/10	Detroit Lions	T	21-21	41,583
12/17	@Washington Redskins	W	24-17	55,039

TOTAL ATTENDANCE: 751,563 (H-313,667; A-437,896)

1973 (9-5) 2nd AFC East

COACH: Lou Saban

DATE	OPPONENT	W-L-T	SCORE	ATT.
9/16	@New England Patriots	W	31-13	56,119
9/23	@San Diego Chargers	L	7-34	47,588
9/30	New York Jets	W	9-7	*77,425
10/7	Philadelphia Eagles	W	27-26	72,364
10/14	Baltimore Colts	W	31-13	78,875
10/21	@Miami Dolphins	L	6-27	65,241
10/29	** Kansas City Chiefs	W	23-14	76,071
11/4	@New Orleans Saints	L	0-13	74,770
11/11	Cincinnati Bengals	L	13-16	76,927
11/18	Miami Dolphins	L	0-17	77,138
11/25	@Baltimore Colts	W	24-17	52,250
12/2	@Atlanta Falcons	W	17-6	58,850
12/9	New England Patriots	W	37-13	72,470
12/16	@New York Jets	W	34-14	47,740

*Attendance figures are actual turnstile count

**Bills 1st Monday Night Football game

TOTAL ATTENDANCE: 933,828 (H-531,270; A-402,558)

1974 (9-5) 2nd AFC East

COACH: Lou Saban

DATE	OPPONENT	W-L-T	SCORE	ATT.
9/16	Oakland Raiders	W	21-20	79,876
9/22	Miami Dolphins	L	16-24	78,990
9/29	New York Jets	W	16-12	76,978
10/6	@Green Bay Packers	W	27-7	56,267
10/13	@Baltimore Colts	W	27-14	40,626
10/20	New England Patriots	W	30-28	78,935
10/27	Chicago Bears	W	16-6	77,910
11/3	@New England Patriots	W	29-28	58,932
11/10	Houston Oilers	L	9-21	79,223
11/17	@Miami Dolphins	L	28-35	69,313
11/24	@Cleveland Browns	W	15-10	66,504
12/1	Baltimore Colts	W	6-0	75,325
12/8	@New York Jets	L	10-20	32,805
12/15	@Los Angeles Rams	L	14-19	84,324

AFC DIVISIONAL PLAYOFF

12/22	@Pittsburgh Steelers	L	14-32	48,321
-------	----------------------	---	-------	--------

TOTAL ATTENDANCE: 1,004,929 (H-547,237; A-457,692)



REGULAR SEASON RESULTS

REGULAR SEASON RESULTS, continued

1975 (8-6) 3rd AFC East			COACH: Lou Saban	
DATE	OPPONENT	W-L-T	SCORE	ATT.
9/21	New York Jets	W	42-14	77,895
9/28	@Pittsburgh Steelers	W	30-21	49,348
10/5	Denver Broncos	W	38-14	79,864
10/12	@Baltimore Colts	W	38-31	43,907
10/20	New York Giants	L	14-17	79,518
10/26	Miami Dolphins	L	30-35	79,141
11/2	@New York Jets	W	24-23	58,343
11/9	Baltimore Colts	L	35-42	77,320
11/17	@Cincinnati Bengals	L	24-33	56,666
11/23	New England Patriots	W	45-31	65,655
11/27	@St. Louis Cardinals	W	32-14	41,899
12/7	@Miami Dolphins	L	21-31	78,701
12/14	@New England Patriots	W	34-14	58,393
12/20	Minnesota Vikings	L	13-35	54,993

TOTAL ATTENDANCE: 901,643 (H-514,386; A-387,257)

1976 (2-12) 5th AFC East			COACH: Lou Saban/Jim Ringo	
DATE	OPPONENT	W-L-T	SCORE	ATT.
9/13	Miami Dolphins	L	21-30	77,683
9/19	Houston Oilers	L	3-13	61,364
9/26	@Tampa Bay Buccaneers	W	14-9	44,505
10/3	Kansas City Chiefs	W	50-17	51,909
10/10	@New York Jets	L	14-17	52,416
10/17	*Baltimore Colts	L	13-31	71,009
10/24	New England Patriots	L	22-26	45,144
10/31	New York Jets	L	14-19	41,285
11/7	@New England Patriots	L	10-20	61,157
11/15	@Dallas Cowboys	L	10-17	51,779
11/21	San Diego Chargers	L	13-34	41,701
11/25	@Detroit Lions	L	14-27	66,875
12/5	@Miami Dolphins	L	27-45	43,475
12/12	@Baltimore Colts	L	20-58	50,451

*Jim Ringo took over as head coach

TOTAL ATTENDANCE: 760,753 (H-390,095; A-370,658)

1977 (3-11) Tied 4th AFC East			COACH: Jim Ringo	
DATE	OPPONENT	W-L-T	SCORE	ATT.
9/18	Miami Dolphins	L	0-13	76,097
9/25	@Denver Broncos	L	6-26	74,897
10/2	@Baltimore Colts	L	14-17	49,247
10/9	New York Jets	L	19-24	32,046
10/16	Atlanta Falcons	W	3-0	27,348
10/23	Cleveland Browns	L	16-27	60,905
10/30	@Seattle Seahawks	L	17-56	61,180
11/6	@New England Patriots	W	24-14	60,263
11/13	Baltimore Colts	L	13-31	39,444
11/20	New England Patriots	L	7-20	27,598
11/28	@Oakland Raiders	L	13-34	51,558
12/4	Washington Redskins	L	0-10	22,975
12/11	@New York Jets	W	14-10	31,929
12/17	@Miami Dolphins	L	14-31	39,626

TOTAL ATTENDANCE: 655,113 (H-286,413; A-386,700)

1978 (5-11) Tied 4th AFC East			COACH: Chuck Knox	
DATE	OPPONENT	W-L-T	SCORE	ATT.
9/3	Pittsburgh Steelers	L	17-28	64,147
9/10	New York Jet	L	20-21	40,985
9/17	@Miami Dolphins	L	24-31	48,373
9/24	Baltimore Colts	W	24-17	55,270
10/1	Kansas City Chiefs	W	28-13	47,310
10/8	@New York Jets	L	14-45	44,545
10/15	@Houston Oilers	L	10-17	47,727
10/22	Cincinnati Bengals	W	5-0	47,754
10/29	@Cleveland Browns	L	20-41	51,409
11/5	New England Patriots	L	10-14	44,897
11/12	Miami Dolphins	L	15-24	48,623
11/19	@Tampa Bay Buccaneers	L	10-31	61,383
11/26	New York Giants	W	41-17	28,496
12/3	@Kansas City Chiefs	L	10-14	25,781
12/10	@New England Patriots	L	24-26	59,598
12/17	@Baltimore Colts	W	21-14	25,415

TOTAL ATTENDANCE: 741,713 (H-377,482; A-364,231)



REGULAR SEASON RESULTS

REGULAR SEASON RESULTS (con't)

1979 (7-9) 4th AFC East

DATE	OPPONENT	W-L-T	COACH: Chuck Knox	
			SCORE	ATT.
9/2	Miami Dolphins	L	7-9	69,441
9/9	Cincinnati Bengals	W	51-24	43,504
9/16	@San Diego Chargers	L	19-27	50,709
9/23	New York Jets	W	46-31	68,731
9/30	@Baltimore Colts	W	31-13	30,904
10/7	Chicago Bears	L	0-7	73,383
10/14	@Miami Dolphins	L	7-17	45,597
10/21	Baltimore Colts	L	13-14	50,581
10/28	@Detroit Lions	W	20-17	62,911
11/4	New England Patriots	L	6-26	67,935
11/11	@New York Jets	W	14-12	50,647
11/18	Green Bay Packers	W	19-12	39,679
11/25	@New England Patriots	W(OT)	16-13	60,991
12/2	Denver Broncos	L	9-16	37,886
12/9	@Minnesota Vikings	L	3-10	42,339
12/16	@Pittsburgh Steelers	L	0-28	48,002

TOTAL ATTENDANCE: 842,240 (H-451,140; A-391,100)

1980 (11-5) 1st AFC East

DATE	OPPONENT	W-L-T	COACH: Chuck Knox	
			SCORE	ATT.
9/7	Miami Dolphins	W	17-7	79,598
9/14	New York Jets	W	20-10	65,315
9/21	@New Orleans Saints	W	35-26	51,154
9/28	Oakland Raiders	W	24-7	77,259
10/5	@San Diego Chargers	W	26-24	51,982
10/12	Baltimore Colts	L	12-17	73,634
10/19	@Miami Dolphins	L	14-17	41,636
10/26	New England Patriots	W	31-13	75,092
11/2	Atlanta Falcons	L	14-30	57,959
11/9	@New York Jets	W	31-24	45,677
11/16	@Cincinnati Bengals	W	14-0	40,836
11/23	Pittsburgh Steelers	W	28-13	79,659
11/30	@Baltimore Colts	L	24-28	36,184
12/7	Los Angeles Rams	W(OT)	10-7	77,133
12/14	@New England Patriots	L	2-24	58,324
12/21	@San Francisco 49ers	#W	18-13	37,476

Clinched AFC East Title

AFC DIVISIONAL PLAYOFF

1/3	@San Diego Chargers	L	14-20	52,028
-----	---------------------	---	-------	--------

TOTAL ATTENDANCE: 948,918 (H-585,649; A-362,369)

1981 (10-6) 3rd AFC East

DATE	OPPONENT	W-L-T	COACH: Chuck Knox	
			SCORE	ATT.
9/6	New York Jets	W	31-0	79,754
9/13	@Baltimore Colts	W	35-3	44,950
9/17	Philadelphia Eagles	L	14-20	78,331
9/27	@Cincinnati Bengals	L(OT)	24-27	46,418
10/4	Baltimore Colts	W	23-17	77,811
10/12	Miami Dolphins	W	31-21	78,576
10/18	@New York Jets	L	14-33	54,607
10/25	Denver Broncos	W	9-7	77,757
11/1	Cleveland Browns	W	22-13	78,266
11/9	@Dallas Cowboys	L	14-27	62,583
11/15	@St. Louis Cardinals	L	0-24	46,214
11/22	New England Patriots	W	20-17	71,593
11/29	Washington Redskins	W	21-14	59,624
12/6	@San Diego Chargers	W	28-27	51,488
12/13	@New England Patriots	W	19-10	42,549
12/19	@Miami Dolphins	L	6-16	72,956

AFC WILDCARD PLAYOFF GAME

12/27	@New York Jets	W	31-27	57,050
-------	----------------	---	-------	--------

AFC DIVISIONAL PLAYOFF

1/3	@Cincinnati Bengals	L	21-28	55,420
-----	---------------------	---	-------	--------

TOTAL ATTENDANCE: 1,023,477 (H-601,712; A-421,765)

DID YOU KNOW?

The first kickoff ever in Rich Stadium history was returned for a TD...In a pre-season game on August 17, 1973, Washington's Herb Mul-Key took John Leyppoldt's opening kick two-yards deep in the end zone and returned it 102 yards for a TD...Ironically, the first TD scored by a Buffalo player in a regular season game at Rich Stadium came on a kickoff return...Wallace Francis returned a Tom Dempsey kickoff 101 yards for a score on October 7, 1973 vs. Philadelphia.



REGULAR SEASON RESULTS

REGULAR SEASON RESULTS (con't)

1982 (4-5) 4th AFC East

DATE	OPPONENT	W-L-T	COACH: Chuck Knox	
			SCORE	ATT.
9/12	Kansas City Chiefs	W	14-9	79,383
9/16	Minnesota Vikings	W	23-22	77,753
11/21	Miami Dolphins	L	7-9	52,945
11/28	Baltimore Colts	W	20-0	33,985
12/5	@Green Bay Packers (Mil)	L	21-33	46,655
12/12	Pittsburgh Steelers	W	13-0	58,391
12/19	@Tampa Bay Buccaneers	L	23-24	62,510
12/27	@Miami Dolphins	L	10-27	73,924
1/2	@New England Patriots	L	19-30	36,218

TOTAL ATTENDANCE: 521,764 (H-302,457; A-219,307)

1983 (8-8) Tied 2nd AFC East

DATE	OPPONENT	W-L-T	COACH: Kay Stephenson	
			SCORE	ATT.
9/4	Miami Dolphins	L	0-12	78,715
9/11	@Cincinnati Bengals	W	10-6	46,839
9/18	Baltimore Colts	W	28-23	40,937
9/25	Houston Oilers	W	30-13	60,070
10/3	New York Jets	L	10-34	79,933
10/9	@Miami Dolphins	W(OT)	38-35	59,948
10/16	@Baltimore Colts	W	30-7	38,565
10/23	New England Patriots	L	0-31	60,424
10/30	New Orleans Saints	W	27-21	49,413
11/6	@New England Patriots	L	7-21	42,604
11/13	@New York Jets	W	24-17	48,514
11/20	Los Angeles Raiders	L	24-27	72,393
11/27	@Los Angeles Rams	L	17-41	48,246
12/4	@Kansas City Chiefs	W	14-9	27,104
12/11	San Francisco 49ers	L	10-23	38,039
12/18	@Atlanta Falcons	L	14-31	31,105

TOTAL ATTENDANCE: 822,759 (H-479,924; A-342,835)

1984 (2-14) 5th AFC East

DATE	OPPONENT	W-L-T	COACH: Kay Stephenson	
			SCORE	ATT.
9/2	New England Patriots	L	17-21	48,528
9/9	@St. Louis Cardinals	L	7-37	35,785
9/17	Miami Dolphins	L	17-21	65,455
9/23	New York Jets	L	26-28	48,330
9/30	@Indianapolis Colts	L	17-31	60,032
10/7	Philadelphia Eagles	L	17-27	37,555
10/14	@Seattle Seahawks	L	28-31	59,034
10/21	Denver Broncos	L	7-37	31,204
10/28	@Miami Dolphins	L	7-38	58,824
11/4	Cleveland Browns	L	10-13	33,343
11/11	@New England Patriots	L	10-38	43,313
11/18	Dallas Cowboys	W	14-3	74,391
11/25	@Washington Redskins	L	14-41	51,513
12/2	Indianapolis Colts	W	21-15	20,693
12/8	@New York Jets	L	17-21	45,378
12/16	@Cincinnati Bengals	L	21-52	55,771

TOTAL ATTENDANCE: 769,149 (H-359,499; A-409,650)

1985 (2-14) 5th AFC East

DATE	OPPONENT	W-L-T	COACH: Kay Stephenson/Hank Bullough	
			SCORE	ATT.
9/8	San Diego Chargers	L	9-14	67,597
9/15	@New York Jets	L	3-42	63,449
9/22	New England Patriots	L	14-17	40,334
9/29	Minnesota Vikings	L	20-27	45,667
10/6	*@Indianapolis Colts	L	17-49	60,003
10/13	@New England Patriots	L	3-14	40,462
10/20	Indianapolis Colts	W	21-9	28,430
10/27	@Philadelphia Eagles	L	17-21	60,987
11/3	Cincinnati Bengals	L	17-23	25,640
11/10	Houston Oilers	W	20-0	21,881
11/17	@Cleveland Browns	L	7-17	54,478
11/24	Miami Dolphins	L	14-23	50,474
12/1	@San Diego Chargers	L	7-40	45,487
12/8	New York Jets	L	7-27	23,122
12/15	@Pittsburgh Steelers	L	24-30	35,953
12/22	@Miami Dolphins	L	0-28	64,811

*Hank Bullough took over as head coach

TOTAL ATTENDANCE: 725,061 (H-303,145; A-421,916)



REGULAR SEASON RESULTS

REGULAR SEASON RESULTS (con't)

1986 (4-12) 4th AFC East

DATE	OPPONENT	W-L-T	SCORE	ATT.
9/7	New York Jets	L	24-28	79,951
9/14	@Cincinnati Bengals	L(OT)	33-36	52,714
9/21	St. Louis Cardinals	W	17-10	65,762
9/28	Kansas City Chiefs	L	17-20	67,555
10/5	@New York Jets	L	13-14	69,504
10/12	@Miami Dolphins	L	14-27	49,467
10/19	Indianapolis Colts	W	24-13	50,050
10/26	New England Patriots	L	3-23	77,808
11/2	@Tampa Bay Buccaneers	L	28-34	32,806
11/9	*Pittsburgh Steelers	W	16-12	72,000
11/16	Miami Dolphins	L	24-34	72,474
11/23	@New England Patriots	L	19-22	60,455
11/30	@Kansas City Chiefs	W	17-14	31,492
12/7	Cleveland Browns	L	17-21	42,213
12/14	@Indianapolis Colts	L	14-24	52,783
12/21	@Houston Oilers	L	7-16	31,409

*Mary Levy took over as head coach

COACH: Hank Bullough/Mary Levy

TOTAL ATTENDANCE: 908,443 (H-527,813; A-380,630)

1987 (7-8) 4th AFC East

DATE	OPPONENT	W-L-T	SCORE	ATT.
9/13	New York Jets	L	28-31	76,718
9/20	Houston Oilers	W	34-30	56,534
10/4	Indianapolis Colts	L	6-47	9,860
10/11	@New England Patriots	L	7-14	11,878
10/18	New York Giants	W(OT)	6-3	15,737
10/25	@Miami Dolphins	W(OT)	34-31	61,295
11/1	Washington Redskins	L	7-27	71,640
11/8	Denver Broncos	W	21-14	63,698
11/15	@Cleveland Browns	L	21-27	78,409
11/22	@New York Jets	W	17-14	58,407
11/29	Miami Dolphins	W	27-0	68,055
12/6	@Los Angeles Raiders	L	21-34	43,143
12/13	@Indianapolis Colts	W	27-3	60,253
12/20	New England Patriots	L	7-13	74,945
12/27	@Philadelphia Eagles	L	7-17	57,547

COACH: Mary Levy

TOTAL ATTENDANCE: 808,119 (H-437,187; A-370,932)

1988 (12-4) 1st AFC East

DATE	OPPONENT	W-L-T	SCORE	ATT.
9/4	Minnesota Vikings	W	13-10	76,783
9/11	Miami Dolphins	W	9-6	79,520
9/18	@New England Patriots	W	16-14	55,945
9/25	Pittsburgh Steelers	W	36-28	78,735
10/2	@Chicago Bears	L	3-24	62,793
10/9	Indianapolis Colts	W	34-23	76,018
10/17	@New York Jets	W	37-14	70,218
10/23	New England Patriots	W	23-20	76,824
10/30	Green Bay Packers	W	28-0	79,176
11/6	@Seattle Seahawks	W	13-3	61,074
11/14	@Miami Dolphins	W	31-6	67,091
11/20	New York Jets	#W(OT)	9-6	78,389
11/27	@Cincinnati Bengals	L	21-35	58,672
12/4	@Tampa Bay Buccaneers	L	5-10	49,498
12/11	Los Angeles Raiders	W	37-21	77,348
12/18	@Indianapolis Colts	L	14-17	59,908

COACH: Mary Levy

#Clinched AFC East Title

AFC DIVISIONAL PLAYOFF

1/1	Houston Oilers	W	17-10	79,532
-----	----------------	---	-------	--------

AFC CHAMPIONSHIP GAME

1/8	@Cincinnati Bengals	L	10-21	59,747
-----	---------------------	---	-------	--------

TOTAL ATTENDANCE: 1,107,992 (H-622,793+; A-485,199)

(Attendance - regular season only)

+NFL Single Season In-Stadium Attendance Record

RUNNING WILD

There is nothing better than a solid rushing attack for head coach Marv Levy and RB Thurman Thomas. There have been 17 games during Levy's tenure in Buffalo where at least one player has rushed for over 100 yards in a regular season game. All but three of them were witnessed in Rich Stadium. Not surprisingly, every one of these 100-yard performances resulted in a Bills' victory.

The main beneficiary of this accomplishment has been Thomas with twelve 100-yard performances to his credit. The Bills have never lost a regular season game when Thomas has broken the century mark.



REGULAR SEASON RESULTS

REGULAR SEASON RESULTS continued

1989 (9-7) 1st AFC East

DATE	OPPONENT	W-L-T	SCORE	ATT.
9/10	@Miami Dolphins	W	27-24	54,541
9/18	Denver Broncos	L	14-28	78,176
9/24	@Houston Oilers	W(OT)	47-41	57,278
10/1	New England Patriots	W	31-10	78,921
10/8	@Indianapolis Colts	L	14-37	58,890
10/16	Los Angeles Rams	W	23-20	76,231
10/22	New York Jets	W	34-3	76,811
10/29	Miami Dolphins	W	31-17	80,208
11/5	@Atlanta Falcons	L	28-30	45,267
11/12	Indianapolis Colts	W	30-7	79,256
11/19	@New England Patriots	L	24-33	49,663
11/26	Cincinnati Bengals	W	24-7	80,074
12/4	@Seattle Seahawks	L	16-17	57,682
12/10	New Orleans Saints	L	19-22	70,037
12/17	@San Francisco 49ers	L	10-21	60,927
12/23	@New York Jets	#W	37-0	21,148

#Clinched AFC East Title

COACH: Marv Levy

AFC DIVISIONAL PLAYOFF

1/6	@Cleveland	L	30-34	77,706
-----	------------	---	-------	--------

TOTAL ATTENDANCE: 1,025,110 (H-619,714; A-405,396)

(Attendance - regular season only)

1990 (13-3) 1st AFC East

DATE	OPPONENT	W-L-T	SCORE	ATT.
9/9	Indianapolis Colts	W	26-10	78,899
9/16	@Miami Dolphins	L	7-30	68,142
9/24	@New York Jets	W	30-7	69,927
9/30	Denver Broncos	W	29-28	74,393
10/7	Los Angeles Raiders	W	38-24	80,076
10/21	New York Jets	W	30-27	79,002
10/28	@New England Patriots	W	27-10	51,959
11/4	@Cleveland Browns	W	42-0	78,331
11/11	Phoenix Cardinals	W	45-14	74,904
11/18	New England Patriots	W	14-0	74,720
11/26	@Houston Oilers	L	24-27	60,130
12/2	Philadelphia Eagles	W	30-23	79,320
12/9	@Indianapolis Colts	W	31-7	53,268
12/15	@New York Giants	W	17-13	66,893
12/23	Miami Dolphins	#W	24-14	80,235
12/30	@Washington Redskins	L	14-29	52,397

#Clinched AFC East Title

COACH: Marv Levy

AFC DIVISIONAL PLAYOFF

1/12	Miami Dolphins	W	44-34	77,087
------	----------------	---	-------	--------

AFC CHAMPIONSHIP GAME

1/20	Los Angeles Raiders	W	**51-3	80,324+
------	---------------------	---	--------	---------

SUPER BOWL XXV, TAMPA STADIUM

1/27	New York Giants	L	19-20	73,813
------	-----------------	---	-------	--------

*Largest In-Stadium Attendance at Rich Stadium

**Largest Margin of Victory in Club History

TOTAL ATTENDANCE: 1,122,596 (H-621,549; A-501,047)

(Attendance - regular season only)

LARGEST MARGINS OF VICTORY

Rank	Margin	Opponent	Date	Score
1	+48	*LA RAIDERS	Jan. 20, 1991	51-3
2	+42	at Cleveland	Nov. 4, 1990	42-0
3	+37	at NY Jets	Dec. 23, 1989	37-0
4	+35	at Boston	Nov. 1, 1970	45-10
5	+34	MIAMI	Sep. 18, 196	58-24
6	+33	KANSAS CITY	Oct. 3, 1976	50-17
7	+32	at Baltimore	Sep. 13, 1981	35-3
8	+31	NY JETS	Dec. 8, 1963	45-14
	+31	at Houston	Oct. 11, 1964	48-17
	+31	NY JETS	Sep. 6, 198	31-0
	+31	NY JETS	Oct. 22, 19 9	34-3
	+31	PHOENIX	Nov. 11, 199	45-14
13	+29	OAKLAND	Oct. 23, 19 0	38-9
	+29	at LA Chargers	Nov. 20, 1960	32-3
	+29	SAN DIEGO	Oct. 13, 196	35-6
	+29	at Miami	Nov. 6, 1966	29 0

* AFC Championship Game



SERIES SCORES WITH OPPONENTS

AMERICAN FOOTBALL CONFERENCE (175-214-7) .451

AFC EAST (96-115-3) .456 INDIANAPOLIS (21-19-1) .524

1970-	Tie, 17-17(Balt) 60,240 Colts, 20-14(Buf) 34,346
1971-	Colts, 43-0(Buf) 46,206 Colts, 24-0(Balt) 58,476
1972-	Colts, 17-0(Buf) 46,206 Colts, 35-7(Balt) 55,390
1973-	Bills, 31-13(Buf) 78,875 Bills, 24-17(Balt) 52,250
1974-	Bills, 27-14(Balt) 40,626 Bills, 6-0(Buf) 75,325
1975-	Bills, 38-31(Balt) 43,907 Colts, 42-35(Buf) 77,320
1976-	Colts, 31-13(Buf) 71,009 Colts, 58-20(Balt) 50,451
1977-	Colts, 17-14(Balt) 49,247 Colts, 31-13(Buf) 39,444
1978-	Bills, 24-17(Buf) 55,270 Bills, 24-14(Balt) 25,415
1979-	Bills, 31-13(Balt) 30,904 Colts, 14-13(Buf) 50,581
1980-	Colts, 17-12(Buf) 73,634 Colts, 28-24(Balt) 36,184
1981-	Bills, 35-3(Balt) 44,950 Bills, 23-17(Buf) 77,811
1982-	Bills, 20-0(Buf) 33,985
1983-	Bills, 28-23(Buf) 40,937 Bills, 30-7(Balt) 38,565
1984-	Colts, 31-17(I) 60,032 Bills, 21-15(Buf) 20,693
1985-	Colts, 49-17(I) 60,003 Bills, 21-9(Buf) 28,430
1986-	Bills, 24-13(Buf) 50,050 Colts, 24-14(I) 52,783
1987-	Colts, 47-6(Buf) 9,860 Bills, 27-3(I) 60,253
1988-	Bills, 34-23(Buf) 76,018 Colts, 17-14(I) 59,908
1989-	Colts, 37-14(I) 58,890 Bills, 30-7(Buf) 79,256
1990-	Bills, 26-10(Buf) 78,899 Bills, 31-7(I) 53,268

MIAMI (15-35-1) .304

1966-	Bills, 58-24(B) 37,546 Bills, 29-0 (M) 37,177
1967-	Bills, 35-13(B) 31,622 Dolphins, 17-14(M) 27,050
1968-	Tie, 14-14(M) 28,559 Dolphins, 21-17(B) 28,751
1969-	Dolphins, 24-6(M) 39,837 Bills, 28-3(B) 32,686
1970-	Dolphins, 33-14(B) 41,312 Dolphins, 45-7(M) 70,990
1971-	Dolphins, 29-14(B) 45,139 Dolphins, 34-0(M) 61,061
1972-	Dolphins, 24-23(M) 80,010 Dolphins, 30-16(B) 46,206
1973-	Dolphins, 27-6(M) 65,241 Dolphins, 17-0(B) 77,138
1974-	Dolphins, 24-16(B) 78,990 Dolphins, 35-28(M) 69,313
1975-	Dolphins, 35-30(B) 79,141 Dolphins, 31-21(M) 78,701
1976-	Dolphins, 30-21(B) 77,683 Dolphins, 45-27(M) 43,475
1977-	Dolphins, 13-0(B) 76,097 Dolphins, 31-14(M) 39,626

1978-	Dolphins, 31-24(M) 48,373 Dolphins, 25-24(B) 48,623
1979-	Dolphins, 9-7(B) 69,441 Dolphins, 17-7(M) 45,597
1980-	Bills, 17-7(B) 79,598 Dolphins, 17-14(M) 41,636
1981-	Bills, 31-21(B) 78,576 Dolphins, 16-6(M) 72,956
1982-	Dolphins, 9-7(B) 52,945 Dolphins, 27-10(M) 73,924
1983-	Dolphins, 12-0(B) 78,715 Bills, 38-35 OT (M) 59,948
1984-	Dolphins, 21-17 (B) 65,455 Dolphins, 38-7(M) 58,824
1985-	Dolphins, 23-14(B) 50,474 Dolphins, 28-0(M) 64,811
1986-	Dolphins, 27-14(M) 49,467 Dolphins, 34-24(B) 76,474
1987-	Bills, 34-31 OT (M) 61,295 Bills, 27-0(B) 68,055
1988-	Bills, 9-6(B) 79,520 Bills, 31-6(M) 67,091
1989-	Bills, 27-24(M) 54,541 Bills, 31-17(B) 80,208
1990-	Dolphins, 30-7(M) 68,142 Bills, 24-14(B) 80,235 *Bills, 44-34(B) 77,087

* AFC Divisional Playoff

NEW ENGLAND (28-33-1) .460

1960-	Bills, 13-0(Bos) 20,732 Bills, 38-14(Buf) 14,335
1961-	Patriots, 23-21(Buf) 21,504 Patriots, 52-21(Bos) 9,398
1962-	Tie, 28-28(Buf) 33,247 Patriots, 21-10(Bos) 20,021
1963-	Bills, 28-21(Buf) 29,243 Patriots, 17-7(Bos) 16,931 ** Patriots, 26-8(Buf) 30,044
1964-	Patriots, 36-28(Buf) 42,308 Bills, 24-14(Bos) 38,021
1965-	Bills, 24-7(Buf) 45,502 Bills, 23-7(Bos) 24,415
1966-	Patriots, 20-10(Buf) 45,542 Patriots, 14-3(Bos) 39,350
1967-	Patriots, 23-0(Buf) 45,748 Bills, 44-16(Bos) 20,627
1968-	Patriots, 16-7(Buf) 38,865 Patriots, 23-6(Bos) 21,082
1969-	Bills, 23-16(Buf) 46,201 Patriots, 35-21(Bos) 25,584
1970-	Bills, 45-10(Bos) 31,148 Patriots, 14-10(Buf) 31,427
1971-	Patriots, 38-33(NE) 57,446 Bills, 27-20(Buf) 27,166
1972-	Bills, 38-14(Buf) 41,749 Bills, 27-24(NE) 60,999
1973-	Bills, 31-13(NE) 56,119 Bills, 37-13(Buf) 72,470
1974-	Bills, 30-28(Buf) 78,935 Bills, 29-28(NE) 58,932
1975-	Bills, 45-31(Buf) 65,655 Bills, 34-14(NE) 58,393
1976-	Patriots, 26-22(Buf) 45,144 Patriots, 20-10(NE) 61,157
1977-	Bills, 24-14(NE) 60,263 Patriots, 20-7(Buf) 27,598
1978-	Patriots, 14-10(Buf) 44,897 Patriots, 26-24(NE) 59,598



SERIES SCORES WITH OPPONENTS

AFC SERIES SCORES, NEW ENGLAND, continued

1979- Patriots, 26-6(Buf) 67,935
Bills, 16-13 OT (NE) 60,991

1980- Bills, 31-13(Buf) 75,092
Patriots, 24-2(NE) 58,324

1981- Bills, 20-17(Buf) 71,593
Bills, 19-10(NE) 42,549

1982- Patriots, 30-19(NE) 36,218

1983- Patriots, 31-0(Buf) 60,424
Patriots, 21-7(NE) 42,604

1984- Patriots, 21-17(Buf) 48,528
Patriots, 38-10(NE) 43,313

1985- Patriots, 17-14(Buf) 40,334
Patriots, 14-3(NE) 40,462

1986- Patriots, 23-3(Buf) 77,808
Patriots, 22-19(NE) 60,455

1987- Patriots, 14-7(NE) 11,878
Patriots, 13-7(Buf) 74,945

1988- Bills, 16-14(NE) 55,945
Bills, 23-20(Buf) 76,824

1989- Bills, 31-10(Buf) 78,921
Patriots, 33-24(NE) 49,663

1990- Bills, 27-10(NE) 51,959
Bills, 14-0(Buf) 74,720

** AFL Division Playoff

NEW YORK JETS (33-28) .541

1960- Titans, 27-3(NY) 10,200
Titans, 17-13(B) 14,988

1961- Bills, 41-31(B) 15,584
Titans, 21-14(NY) 12,023

1962- Titans, 17-6(B) 24,024
Bills, 20-3(NY) 16,453

1963- Bills, 45-14(B) 20,222
Bills, 19-10(NY) 5,826

1964- Bills, 34-24(B) 39,621
Bills, 20-7(NY) 60,300

1965- Bills, 33-21(B) 45,056
Jets, 14-12(NY) 57,396

1966- Bills, 33-23(NY) 61,552
Bills, 14-3(B) 45,738

1967- Bills, 20-17(B) 45,748
Jets, 20-10(NY) 62,671

1968- Bills, 37-35(B) 38,044
Jets, 25-21(NY) 61,452

1969- Jets, 33-19(B) 46,165
Jets, 16-6(NY) 62,680

1970- Bills, 34-31(B) 46,206
Bills, 10-6(NY) 62,712

1971- Jets, 28-17(NY) 61,498
Jets, 20-7(B) 41,577

1972- Jets, 41-24(B) 46,206
Jets, 41-3(NY) 62,853

1973- Bills, 9-7(B) 77,425
Bills, 34-14(NY) 47,740

1974- Bills, 16-12(B) 76,978
Jets, 20-10(NY) 32,805

1975- Bills, 42-14(B) 77,895
Bills, 24-23(NY) 58,343

1976- Jets, 17-14(NY) 52,416
Jets, 19-14(B) 41,258

1977- Jets, 24-19(B) 32,046
Bills, 14-10(NY) 31,929

1978- Jets, 21-20(B) 40,985
Jets, 45-14(NY) 44,545

1979- Bills, 46-31(B) 68,731
Bills, 14-12(NY) 50,647

1980- Bills, 20-10(B) 65,315
Bills, 31-24(NY) 45,677

1981- Bills, 31-0(B) 79,754
Jets, 33-14(NY) 54,607

** Bills, 31-27(NY) 57,050

1983- Jets, 34-10(B) 79,933
Bills, 24-17(NY) 48,514

1984- Jets, 28-26(B) 48,330
Jets, 21-17(NY) 45,378

1985- Jets, 42-3(NY) 63,449
Jets, 27-7(B) 23,122

1986- Jets, 28-24(B) 79,951
Jets, 14-13(NY) 69,504

1987- Jets, 31-28(B) 76,718
Bills, 17-14(NY) 58,407

1988- Bills, 37-14(NY) 70,218
Bills, 9-6 OT(B) 78,389

1989- Bills, 34-3(B) 76,811
Bills, 37-0(NY) 21,148

1990- Bills, 30-7(NY) 69,927
Bills, 30-27(B) 79,002

** AFC Wildcard Playoff

AFC CENTRAL (26-44) .371 CINCINNATI (6-11) .353

1968- Bengals, 34-23(C) 24,405

1969- Bills, 16-13(B) 35,122

1970- Bengals, 43-14(B) 43,587

1973- Bengals, 16-13(B) 76,927

1975- Bengals, 33-24(C) 56,666

1978- Bills, 5-0(B) 47,754

1979- Bills, 51-24(B) 43,504

1980- Bills, 14-0(C) 40,836

1981- Bengals, 27-24 OT(C) 46,418
** Bengals, 28-21 (C) 55,420

1983- Bills, 10-6(C) 46,839

1984- Bengals, 52-21(C) 55,771

1985- Bengals, 23-17(B) 25,640

1986- Bengals, 36-33 OT(C) 52,714

1988- Bengals, 35-21(C) 58,672
** Bengals, 21-10(C) 59,747

1989- Bills, 24-7(B) 80,074

* AFC Divisional Playoff

** AFC Conference Playoff

CLEVELAND (9-8) .273

1972- Browns, 27-10(C) 70,104

1974- Bills, 15-10(C) 66,504

1977- Browns, 27-16(B) 60,905

1978- Browns, 41-20(C) 51,409

1981- Bills, 22-13(B) 78,266

1984- Browns, 13-10(B) 33,343

1985- Browns, 17-7(C) 54,478

1986- Browns, 21-17(B) 42,213

1987- Browns, 27-21(C) 78,409

1989- * Browns, 34-30(C) 77,706

1990- Bills, 42-0(C) 78,331

* AFC Divisional Playoff

HOUSTON (12-19) .387

1960- Bills, 25-24(B) 23,001
Oilers, 31-23(H) 25,243

1961- Bills, 22-12(H) 22,761
Oilers, 28-16(B) 21,237

1962- Oilers, 28-23(B) 31,236
Oilers, 17-14(H) 26,350

1963- Oilers, 31-20(B) 32,340
Oilers, 28-14(H) 23,948

1964- Bills, 48-17(H) 26,218
Bills, 24-10(B) 40,119

1965- Oilers, 19-17(B) 44,267
Bills, 29-18(H) 23,087

1966- Bills, 27-20(B) 42,526
Bills, 42-20(H) 27,312

1967- Oilers, 20-3(B) 41,384
Oilers, 10-3(H) 30,060



SERIES SCORES WITH OPPONENTS

AFC SERIES SCORES, HOUSTON, continued

1968-	Oilers, 30-7(B) 34,339
	Oilers, 35-6(H) 34,110
1969-	Oilers, 17-3(B) 40,146
	Oilers, 28-24(H) 46,485
1971-	Oilers, 20-14(B) 28,107
1974-	Oilers, 21-9(B) 79,223
1976-	Oilers, 13-3(B) 61,364
1978-	Oilers, 17-10(H) 47,727
1983-	Bills, 30-13(B) 60,070
1985-	Bills, 20-0(B) 21,881
1986-	Oilers, 16-7(H) 31,409
1987-	Bills, 34-30(B) 56,534
1988-	* Bills, 17-10(B) 79,532
1989-	Bills, 47-41OT(H) 57,278
1990-	Oilers, 27-24(H) 60,130

* AFC Divisional Playoff

PITTSBURGH (5-6) .454

1970-	Steelers, 23-10(P) 42,140
1972-	Steelers, 38-21(B) 45,882
1974-	* Steelers, 32-14(P) 48,321
1975-	Bills, 30-21(P) 49,348
1978-	Steelers, 28-17(B) 64,147
1979-	Steelers, 28-0(P) 48,002
1980-	Bills, 28-13(B) 79,659
1982-	Bills, 13-0(B) 58,391
1985-	Steelers, 30-24(P) 35,953
1986-	Bills, 16-12(B) 72,000
1988-	Bills, 36-28(B) 78,735

* AFC Divisional Playoff

AFC WEST (54-55-4) .496

DENVER (15-10-1) .596

1960-	Broncos, 27-21(B) 15,229
	Tie, 38-38(D) 7,785
1961-	Broncos, 22-10(B) 16,636
	Bills, 23-10(D) 7,645
1962-	Broncos, 23-20(B) 30,577
	Bills, 45-38(D) 26,051
1963-	Bills, 30-28(D) 19,424
	Bills, 27-17(B) 30,989
1964-	Bills, 30-13(B) 28,501
	Bills, 30-19(D) 14,431
1965-	Bills, 30-15(D) 30,682
	Bills, 31-13(B) 45,046
1966-	Bills, 38-21(B) 40,583
1967-	Bills, 17-16(D) 35,188
	Broncos, 21-20(B) 30,891
1968-	Broncos, 34-32(D) 35,142
1969-	Bills, 41-28(B) 40,302
1970-	Broncos, 25-10(B) 34,882
1975-	Bills, 38-14(B) 79,864
1977-	Broncos, 26-6(D) 74,897
1979-	Broncos, 19-16(B) 37,886
1981-	Bills, 9-7(B) 77,757
1984-	Broncos, 37-7(B) 31,204
1987-	Bills, 21-14(B) 63,689
1989-	Broncos, 28-14(B) 78,176
1990-	Bills, 29-28(B) 74,393

KANSAS CITY (15-12-1) .556

1960-	Texans, 45-28(B) 19,610
	Texans, 24-7(D) 18,000
1961-	Bills, 27-24(B) 20,678
	Bills, 30-20(D) 15,000
1962-	Texans, 41-21(D) 25,500
	Bills, 23-14(B) 35,261
1963-	Tie, 27-27(B) 17,568
	Bills, 35-26(KC) 25,519
1964-	Bills, 34-17(B) 30,157
	Bills, 35-22(KC) 20,904

1965-	Bills, 23-7(KC) 26,941
	Bills, 34-25(B) 40,298
1966-	Chiefs, 42-20(B) 42,023
	Bills, 29-14(KC) 43,885
	** Chiefs, 31-7(B) 42,080
1967-	Chiefs, 23-13(KC) 41,943
1968-	Chiefs, 18-7(B) 40,748
1969-	Chiefs, 29-7(B) 45,844
	Chiefs, 22-19(KC) 47,112
1971-	Chiefs, 22-9(KC) 48,121
1973-	Bills, 23-14(B) 76,071
1976-	Bills, 50-17(B) 51,909
1978-	Bills, 28-13(B) 47,310
	Chiefs, 14-10(KC) 25,781
1982-	Bills, 14-9(B) 79,383
1983-	Bills, 14-9(KC) 27,104
1986-	Chiefs, 20-17(B) 68,747
	Bills, 17-14(KC) 31,492

** AFL Championship

LOS ANGELES RAIDERS (14-13) .519

1960-	Bills, 38-9(B) 8,876
	Raiders, 20-7(O) 8,800
1961-	Raiders, 31-22(B) 17,027
	Bills, 26-21(O) 8,011
1962-	Bills, 14-6(B) 21,037
	Bills, 10-6(O) 11,700
1963-	Raiders, 35-17(O) 17,568
	Bills, 12-0(B) 24,846
1964-	Bills, 23-20(B) 36,451
	Raiders, 16-13(O) 18,134
1965-	Bills, 17-12(B) 41,256
	Bills, 17-14(O) 19,352
1966-	Bills, 31-10(O) 36,781
1967-	Raiders, 24-20(B) 45,758
	Raiders, 28-21(O) 30,738
1968-	Raiders, 48-6(B) 43,056
	Raiders, 13-10(O) 39,883
1969-	Raiders, 50-21(O) 54,418
1972-	Raiders, 28-16(O) 53,501
1974-	Bills, 21-20(B) 79,876
1977-	Raiders, 34-13(O) 51,558
1980-	Bills, 24-7(B) 77,259
1983-	Raiders, 27-24(B) 72,393
1987-	Raiders, 34-21(LA) 43,143
1988-	Bills, 37-21(B) 77,348
1990-	Bills, 38-24(B) 80,076
	* Bills, 51-3(B) 80,324

* AFC Conference Playoff

SAN DIEGO (9-17-2) .346

1960-	Chargers, 24-10(B) 15,821
	Bills, 32-3(LA) 16,161
1961-	Chargers, 19-11(B) 20,742
	Chargers, 28-10(SD) 24,486
1962-	Bills, 35-10(B) 20,074
	Bills, 40-20(SD) 22,204
1963-	Chargers, 14-10(SD) 22,344
	Chargers, 23-13(B) 38,592
1964-	Bills, 30-3(B) 40,167
	Bills, 27-24(SD) 34,865
	* Bills, 20-7(B) 40,242
1965-	Chargers, 34-3(B) 45,260
	Tie, 20-20(SD) 27,473
	* Bills, 23-0(SD) 30,361
1966-	Chargers, 27-7(SD) 27,572
	Tie, 17-17(B) 45,169
1967-	Chargers, 37-17(B) 39,310
1968-	Chargers, 21-6(B) 27,993



SERIES SCORES WITH OPPONENTS

AFC SERIES SCORES, SAN DIEGO, continued

1969- Chargers, 45-6(SD) 47,582
 1971- Chargers, 20-3(SD) 49,261
 1973- Chargers, 34-7(SD) 47,588
 1976- Chargers, 34-13(B) 41,701
 1979- Chargers, 27-19(SD) 50,709
 1980- Bills, 26-24(SD) 51,982
 ** Chargers, 20-14(SD) 52,028
 1981- Bills, 28-27(SD) 51,488
 1985- Chargers, 14-9(B) 67,597
 Chargers, 40-7(SD) 45,487

* AFL Championship

** AFC Divisional Playoff

SEATTLE (1-3) .250

1977- Seahawks, 56-17(S) 61,180
 1984- Seahawks, 31-28(S) 59,034
 1988- Bills, 13-3(S) 61,074
 1989- Seahawks, 17-16(S) 57,682

NATIONAL FOOTBALL CONFERENCE (27-39-1) .410

NFC EAST (11-16) .407

DALLAS (1-3) .250

1971- Cowboys, 49-37(B) 46,206
 1976- Cowboys, 17-10(D) 51,779
 1981- Cowboys, 27-14(D) 62,583
 1984- Bills, 14-3(B) 74,391

NEW YORK GIANTS (3-3) .500

1970- Giants, 20-6(NY) 62,870
 1975- Giants, 17-14(B) 79,518
 1978- Bills, 41-17(B) 28,496
 1987- Bills, 6-3 OT(B) 15,737
 1990- Bills, 17-13(NY) 66,893

** Giants, 20-19(TB) 73,813

** Super Bowl XXV, at Tampa Stadium (FL)

PHILADELPHIA (2-4) .333

1973- Bills, 27-26(B) 72,364
 1981- Eagles, 20-14(B) 78,331
 1984- Eagles, 27-17(B) 37,555
 1985- Eagles, 21-17(P) 60,987
 1987- Eagles, 17-7(P) 57,547
 1990- Bills, 30-23(B) 79,320

PHOENIX (3-3) .500

1971- Cardinals, 28-23(B) 40,040
 1975- Bills, 32-14(StL) 41,899
 1981- Cardinals, 24-0(StL) 46,214
 1984- Cardinals, 37-7(StL) 35,785
 1986- Bills, 17-10(B) 65,762
 1990- Bills, 45-14(B) 74,904

WASHINGTON (2-4) .333

1972- Bills, 24-17(W) 55,039
 1977- Redskins, 10-0(B) 22,975
 1981- Bills, 21-14(B) 59,624
 1984- Redskins, 41-14(W) 51,513
 1987- Redskins, 27-7(B) 71,640
 1990- Redskins, 29-14(W) 52,397

NFC CENTRAL (8-13-1) .381

CHICAGO (1-3) .250

1970- Bears, 31-13(C) 41,015
 1974- Bills, 16-6(B) 77,910
 1979- Bears, 7-0(B) 73,383
 1988- Bears, 24-3(C) 62,793

DETROIT (1-1-1) .500

1972- Tie, 21-21(B) 41,583
 1976- Lions, 27-14(D) 66,875
 1979- Bills, 20-17(D) 62,911

GREEN BAY (3-1) .750

1974- Bills, 27-7(CB) 56,267
 1979- Bills, 19-12(B) 39,679
 1982- Packers, 33-21(Mil) 46,655
 1988- Bills, 28-0(B) 79,176

MINNESOTA (2-4) .333

1971- Vikings, 19-0(M) 47,900
 1975- Vikings, 35-13(B) 54,993
 1979- Vikings, 10-3(M) 42,339
 1982- Bills, 23-22(B) 77,753
 1985- Vikings, 27-20(B) 45,667
 1988- Bills, 13-10(B) 76,783

TAMPA BAY (1-4) .200

1976- Bills, 14-9(TB) 44,505
 1978- Buccaneers, 31-10(TB) 61,383
 1982- Buccaneers, 24-23(TB) 62,510
 1986- Buccaneers, 34-28(TB) 32,806
 1988- Buccaneers, 10-5(TB) 49,498

NFC WEST (8-10) .444

ATLANTA (2-3) .400

1973- Bills, 17-6(A) 58,850
 1977- Bills, 3-0(B) 27,348
 1980- Falcons, 30-14(B) 57,959
 1983- Falcons, 31-14(A) 31,105
 1989- Falcons, 30-28(A) 45,267

LOS ANGELES RAMS (2-3) .400

1970- Rams, 19-0(B) 46,206
 1974- Rams, 19-14(LA) 84,324
 1980- Bills, 10-7 OT(B) 77,133
 1983- Rams, 41-17(LA) 48,246
 1989- Bills, 23-20(B) 76,231

NEW ORLEANS (2-2) .500

1973- Saints, 13-0(NO) 74,770
 1980- Bills, 35-26(NO) 51,154
 1983- Bills, 27-21(B) 49,413
 1989- Saints, 22-19(B) 70,037

SAN FRANCISCO (2-2) .500

1972- Bills, 27-20(B) 45,845
 1980- Bills, 18-13(SF) 37,476
 1983- 49ers, 23-10(B) 38,039
 1989- 49ers, 21-10(SF) 60,927

DISTINGUISHED SERVICE AWARD WINNERS

Since 1986, the Bills' Monday Quarterback Club has presented the Ralph C. Wilson, Jr. Distinguished Service Award to someone who has shown outstanding service to the organization.

The following people have won the award:

- 1986 Ben Williams
- 1987 Joe DeLamielleure
- 1988 Steve Freeman
- 1989 Jerry Butler
- Jim Ringo (special retirement award)
- 1990 Tim Vogler



PRESEASON RESULTS

PRESEASON RECORD VS. OPPONENTS

Opponent	W	L	T	Pct.	Last Meeting
Atlanta	1	4	0	.200	1989
Chicago	0	8	1	.056	1990
Cincinnati	1	4	0	.200	1989
Cleveland	3	6	0	.333	1986
Dallas	1	0	0	1.000	1982
Denver	3	2	0	.600	1978
Detroit	6	10	1	.382	1990
Green Bay	2	7	0	.222	1989
Houston	2	6	0	.250	1988
Indianapolis	0	1	0	.000	1969
Kansas City	2	6	0	.250	1987
Los Angeles Raiders	1	5	0	.167	1987
Los Angeles Rams	1	2	0	.333	1976
Miami	0	3	1	.125	1987
Minnesota	1	3	0	.250	1978
New England	7	6	0	.538	1984
New York Giants	1	2	0	.333	1990
New York Jets	6	4	0	.600	1970
New Orleans	3	3	0	.500	1990
Philadelphia	2	4	0	.333	1980
Phoenix	0	2	0	.000	1974
Pittsburgh	0	2	0	.000	1979
San Diego	1	0	0	1.000	1981
San Francisco	0	0	0	.000	—
Seattle	0	2	0	.000	1988
Tampa Bay	2	0	0	1.000	1988
Washington	3	4	0	.429	1989
All-Time Totals	49	96	3	.341	—

NOTE: Bills' 1961 exhibition loss to Hamilton (CFL) is not included in the totals listed above.

PRESEASON RESULTS

(Record: 49-97-3)

1960 (1-4)

Boston	7-28
Denver at Rochester, NY	31-14
Boston at Worcester, MA	7-21
Oakland	21-26
NY Titans	31-52

1965 (3-2)

at Boston	23-0
Houston	7-29
NY Jets at New Brunswick, NJ	30-14
Kansas City at Wichita, KS	16-18
NY Jets	31-10

1961 (0-4)

at Hamilton (CFL)	21-38
Dallas Texans	26-35
Boston at Providence, RI	10-28
Boston	12-15

1966 (3-1)

at Boston	19-13
Denver	25-3
Houston at Little Rock, AR	28-16
NY Jets at Allentown, PA	17-34

1962 (3-1)

NY Titans at New Haven, CT	20-10
Boston	7-12
Houston at Mobile, AL	21-14
at Boston	7-6

1967 (1-4)

Miami at Memphis, TN	7-10
at Detroit	17-19
Boston at Rochester, NY	10-13
Philadelphia	30-38
NY Jets at Mobile, AL	31-23

1963 (3-1)

at Kansas City	13-17
NY Jets	23-8
Boston	24-14
Denver at Winston-Salem, NC	21-14

1968 (2-2-1)

Detroit	13-9
Miami at Rochester, NY	28-28
at Cincinnati	10-6
Houston at Tulsa, OK	7-37
at Cleveland	12-22

1964 (2-3)

NY Jets at New Brunswick, NJ	26-13
Kansas City	21-24
at Oakland	31-34
Boston	24-14
NY Jets at Wichita, KS	17-19

1969 (1-5)

at Houston	7-24
Washington	21-17
at Detroit	12-24
Baltimore	7-20
Chicago at Cleveland, OH	16-23
at LA Rams	20-50



PRESEASON RESULTS

1970 (1-5)		1979 (0-4)	
NY Jets at Birmingham, AL	10-33	Pittsburgh	7-15
Detroit	6-22	Detroit	13-34
Philadelphia	35-20	at Green Bay	6-7
at Washington	0-27	at Oakland	21-48
Atlanta	7-10	1980 (1-3)	
at Green Bay	0-34	Philadelphia	9-24
1971 (3-3)		at Detroit	17-24
New Orleans	14-10	Green Bay	14-0
at Philadelphia	28-34	at Houston	7-24
New England	28-14	1981 (2-2)	
at Atlanta	24-35	Detroit	14-21
at Detroit	31-17	Cleveland	10-13
Green Bay	14-20	at Cleveland	31-20
1972 (3-2-1)		at San Diego	30-24
St. Louis	10-27	1982 (3-1)	
at New Orleans	24-21	at Dallas	14-10
Minnesota	21-10	Chicago	14-21
Oakland at Berkeley, CA	13-31	at Washington	20-14
at Chicago	24-24	Detroit	13-10
Philadelphia	34-17	1983 (1-3)	
1973 (0-6)		at Chicago	17-27
Phil. at Jacksonville, FL	6-13	Cleveland	10-27
at Green Bay	3-10	at Detroit	17-16
Washington	21-37	Washington	19-27
Chicago	10-13	1984 (1-3)	
at Denver	14-16	at Seattle	3-7
Oakland	7-17	New England	23-13
1974 (4-3)		Detroit	12-17
St. Louis at Canton, OH	13-21	Chicago at Indianapolis, IN	7-38
Green Bay	13-16	1985 (0-3-1)	
at Kansas City	35-21	at Detroit	(OT)10-10
at Washington	16-15	at Miami	17-27
at Minnesota	13-32	Cleveland	28-31
Detroit	25-7	at Chicago	14-45
NY Giants	(OT)23-17	1986 (1-3)	
1975 (3-3)		at Cleveland	17-19
at Green Bay	6-23	at Houston	20-23
Cincinnati	27-38	at Kansas City	13-6
LA Rams	31-24	Chicago at South Bend, IN	17-31
at Cleveland	34-20	1987 (1-3)	
Atlanta at Tampa, FL	16-14	at Atlanta	14-19
Kansas City	7-9	at LA Raiders	7-3
1976 (2-4)		at Kansas City	14-34
at Detroit	17-20	at Miami	20-34
at Cincinnati	10-31	1988 (1-3)	
New Orleans	14-21	at Houston	9-13
Green Bay	37-0	Cincinnati	13-24
at LA Rams	17-31	at Seattle	13-30
Cleveland	28-10	Tampa Bay at Nashville, TN	14-7
1977 (2-4)		1989 (1-4)	
at Pittsburgh	24-28	Washington at Canton, OH	6-31
Detroit	17-10	at Cincinnati	20-24
at New Orleans	17-20	New Orleans	10-7
at NY Giants	(OT)21-24	Green Bay at Madison, WI	24-27
Tampa Bay	17-6	Atlanta at Jacksonville, FL	17-36
Minnesota	6-30	1990 (0-4)	
1978 (0-4)		NY Giants	6-20
at Detroit	20-28	at Detroit	13-24
Cleveland	10-20	at New Orleans	23-28
Denver	13-23	Chicago at Columbia, SC	7-35
at Minnesota	27-30		

ACTIVE PLAYERS ON BILLS' TOP 20 RUSHING LIST

3rd—RB Thurman Thomas, 3,422 yards
 16th—FB Jamie Mueller, 901 yards
 19th—QB Jim Kelly, 686 yards



NATIONAL AWARD WINNERS

National Award Winners

YEAR	PLAYER/COACH	AWARD	SOURCE	
1964	Lou Saban	AFL Coach-of-the-Year	UPI	
1965	Jack Kemp	AFL Most Valuable Player	AP, UPI	
	Lou Saban	AFL Coach-of-the-Year	UPI	
1966	Bobby Burnett	AFL Rookie-of-the-Year	AP, UPI	
1970	Dennis Shaw	NFL Offensive Rookie-of-the-Year	AP	
		AFC Rookie-of-the-Year	UPI	
1972	O.J. Simpson	Player-of-the-Year	UPI	
1973	O.J. Simpson	NFL Most Valuable Player	AP	
		NFL Offensive Player-of-the-Year	AP	
		Player-of-the-Year	UPI	
		Jim Thorpe Trophy-MVP	NEA	
	Bills Off. Line	Outstanding Blocker Award	Nat. 1000 Yard Club Fdn.	
1975	O.J. Simpson	AFC Most Valuable Player	AP	
		AFC Off. Player-of-the-Year	AP, UPI	
		Jim Thorpe Trophy-AFC MVP	NEA	
1979	Jim Haslett	Defensive Rookie-of-the-Year	AP	
1980	Chuck Knox	AFC Coach-of-the-Year	PFWA	
1987	Shane Conlan	NFL Rookie-of-the-Year	PFWA	
		Defensive Rookie-of-the-Year	AP	
	Bruce Smith	Defensive Player-of-the-Year	UPI	
1988	Cornelius Bennett	AFC Co-Def. Player-of-the-Year	UPI	
		AFC Linebacker-of-the-Year	NFLPA	
		Marv Levy	AFC Coach-of-the-Year	UPI
		Bill Polian	NFL Executive-of-the-Year	The Sporting News
	Bruce Smith	AFC Co-Def. Player-of-the-Year	UPI	
		Defensive Lineman-of-the-Year	NFLPA	
1989	Bruce Smith	AFC Def. Lineman-of-the-Year	NFLPA	
1990	Jim Kelly	Player-of-the-Year	Wash. TD Club	
		Pro QB-of-the-Year	Nat. QB Club	
	Marv Levy	AFC Coach-of-the-Year	Wash. TD Club	
	Bruce Smith	Defensive Player-of-the-Year	AP, UPI	
		Defensive Player-of-the-Year	Football News	
		Defensive Player-of-the-Year	Pro F.B. Weekly	
		Defensive Player-of-the-Year	101 Club	
		Player-of-the-Year	Touchdown Magazine	
		Defensive Lineman-of-the-Year	NFL Alumni	

NFL PLAYOFF SYSTEM FOR 1991 POSTSEASON

The National Football League revised its postseason playoff format for the 1990 season and the same format will be utilized again for the 1991 season. The participants were increased to 12 last year, including six division champions and six Wild Card entrants instead of four. The format is as follows:
Saturday and Sunday, December 28-29, 1991: First Round Playoffs

Division Champion with third-best record is host to Wild Card team with third-best record. Wild Card with best record is host to Wild Card with second-best record. There will be no restrictions on intra-division games.

Saturday and Sunday, January 4-5, 1992: Divisional Playoffs

Division Champions with best two records are host to First Round winners.

Division Champion with best record is assured of playing Wild Card survivor with poorest record

Sunday, January 12, 1992: AFC and NFC Championship Games.

Sunday, January 26, 1992: Super Bowl XXV at Minneapolis, MN.



PLAYOFF GAME SUMMARIES

BILLS IN POSTSEASON PLAY

WON 6, LOST 8

DATE	OPPONENT	WL	SCORE
Sat. Dec. 28, 1963*	BOSTON PATRIOTS	L	8-26
Sat. Dec. 26, 1964**	SAN DIEGO	W	20-7
Sun. Dec. 26, 1965**	at San Diego	W	23-0
Sun. Jan. 1, 1967**	KANSAS CITY	L	7-31
Sun. Dec. 22, 1974 [†]	at Pittsburgh	L	14-32
Sat. Jan. 3, 1981 [†]	at San Diego	L	14-20
Sun. Dec. 27, 1981 ^w	at NY Jets	W	31-27
Sun. Jan. 3, 1982 [†]	at Cincinnati	L	21-28
Sun. Jan. 1, 1989 [†]	HOUSTON	W	17-10
Sun. Jan. 8, 1989 ^{††}	at Cincinnati	L	10-21
Sun. Jan. 6, 1990 [†]	at Cleveland	L	30-34
Sat. Jan. 12, 1991 [†]	MIAMI	W	44-34
Sun. Jan. 20, 1991 ^{††}	LA RAIDERS	W	51-3
Sun. Jan. 27, 1991 ^{sb}	NY Giants	L	19-20

* - AFL Divisional Game ** - AFL Championship Game

^w - AFC Wild Card Game [†] - AFC Divisional Game ^{††} - AFC Championship Game

^{sb} - Super Bowl XXV, at Tampa Stadium (FL)

1963

AFL EASTERN DIVISION PLAYOFF

Boston Patriots 26, **BILLS 8**

December 28, 1963 - War Memorial Stadium - (33,044)

Babe Parilli passed for 292 yards and a pair of TDs and Gino Cappelletti kicked 4 FGs to lead the Boston Patriots over Buffalo 26-8. The Boston defense limited the Bills to just 7 yards rushing and intercepted 4 Bills' passes to ruin Buffalo's 1st postseason playoff appearance. Buffalo had just 38 yards total offense in the 1st half as the Patriots broke to a 16-0 lead. The Bills' only scoring threat was set up by a 62-yard KO return by Elbert Dubenion, but Buffalo couldn't move and a 39-yard FG attempt fell short. In the 2nd half, Buffalo scored 1st on a 93-yard pass play from Daryle Lamonica to Dubenion late in the 3rd quarter, but Boston answered with a 68-yard TD capped by a Parilli pass to Larry Garron that put the game out of reach.

BOSTON	10	6	0	10	-26
BILLS	0	0	8	0	-8

SCORING

Team	Period	Time	Scoring Play	Score
Bos.	1st	7:35	FG Cappelletti from 28 yds.	3-0
Bos.	1st	10:04	TD Garron 59 yd. Parilli pass (Cappelletti PAT)	10-0
Bos.	2nd	:41	FG Cappelletti from 12 yds. 13-0	
Bos.	2nd	8:22	FG Cappelletti from 33 yds. 16-0	
Buff.	3rd	13:29	TD Dubenion 93 yd. Lamonica pass (Tracey)	16-8
Bos.	4th	5:06	TD Garron 17 yd. Parilli pass (Cappelletti PAT)	23-8
Bos.	4th	7:06	FG Cappelletti from 36 yds.	26-8

TEAM STATISTICS

	PATRIOTS	BILLS
First Downs	16	13
Rushes/Yards	36-83	12-7
Net Passing Yards	292	279
Total Net Yards	375	286
Passing (A-C-I)	35-14-1	45-19-4
Punts/Average	7-32.3	8-35.1
Fumbles/Lost	0-0	3-2
Penalties	7-65	9-100

Weather: Fair-cold

INDIVIDUAL STATISTICS

Rushing	Patriots: Garron 19-44; Neumann 1-16; Burton 8-12; Crump 5-9; Lott 2-2; Parilli 1-0. BILLS: Gilchrist 8-7; Bass 2-4; Kemp 2-(4).
Passing	Patriots: Parilli 35-14-300-2 TD's-1 INT. BILLS: Kemp 21-10-133-1 INT.; Lamonica 24-9-168-1 TD-3 INT.
Receiving	Patriots: Garron 4-120, 2 TDs; Cappelletti 4-109; Burton 3-22; Graham 1-22; Lott 1-18; Coldough 1-9. BILLS: Dubenion 3-115, 1 TD; Ferguson 4-47; Bass 4-45; Rutkowski 3-45; Warlick 3-33; Gilchrist 1-11; Miller 1-5.

BILLS STARTING LINEUPS

OFFENSE: QB - Jack Kemp; HB - Elbert Dubenion, Glenn Bass; FB - Cookie Gilchrist; E - Ernie Warlick, Bill Miller; T - Stew Barber, Ken Rice; G - Tom Day, Billy Shaw; C - Al Bemiller; K - Mack Yoho, Cookie Gilchrist



PLAYOFF GAME SUMMARIES

1964 AFL EASTERN DIVISIONAL, continued

DEFENSE: DE - Ron McDole, Sid Youngelman; DT - Ton Sestak, Jim Dunaway; LB - John Tracey, Harry Jacobs, Mike Stratton; CB - Willie West, Booker Edgerson ; S - George Saimes, Ray Abruzzese; P - Daryle Lamonica

BILLS GAME NOTES

- QB Daryle Lamonica's 93-yard TD pass to Elbert Dubenion would mark the longest TD pass in postseason play for the Bills.
- Buffalo's 7 yards rushing vs. Boston still ranks as the lowest single game tally in club playoff history.

1964

AFL CHAMPIONSHIP

BILLS 20, San Diego Chargers 7

December 26, 1964 - War Memorial Stadium - (40,242)

Buffalo made its first appearance in an AFL Championship Game a successful one with a 20-7 victory over San Diego. The Chargers scored first and made it look easy, driving 80 yards in just 4 plays, but the momentum quickly changed hands. On the Chargers' 2nd possession, the Bills' Mike Stratton crashed into San Diego RB Keith Lincoln, putting the Chargers starter out of the game, and a sense of excitement rippled through the Buffalo stands. The rest of the game belonged to the Bills. Cookie Gilchrist's 122 rushing yards complimented the varied Bills' passing attack as Buffalo scored 20 unanswered points. A pair of Pete Gogolak FGs and a 4-yard run by Wray Carlton gave Buffalo a 13-7 halftime lead and Jack Kemp's 47-yard pass to Glenn Bass set up a Kemp sneak for a TD in the 3rd quarter that finished the scoring.

CHARGERS	7	0	0	0	-7
BILLS	3	10	0	7	-20

SCORING

TEAM	PERIOD	TIME	SCORING PLAY	SCORE
S.D.	1st	3:11	TD Kocourek 26 yd. Rote pass (Lincoln PAT)	7-0
Buff.	1st	10:40	FG Gogolak from 12 yards	7-3
Buff.	2nd	7:49	TD Carlton 4 yd. run (Gogolak PAT)	7-10
Buff.	2nd	12:32	FG Gogolak from 17 yards	7-13
Buff.	4th	5:48	TD Kemp 1 yd. run (Gogolak PAT)	7-20

TEAM STATISTICS

	BILLS	CHARGERS
First Downs	21	15
Rushes/Yards	41-219	18-124
Net Passing Yards	168	135
Total Net Yards	387	259
Passing (A-C-I)	20-10-3	36-13-0
Punts/Average	5-46.8	5-36.4
Fumbles/Lost	0-0	1-0
Penalties	3-45	3-20
Weather: Fair-Cold		

INDIVIDUAL STATISTICS

Rushing	Chargers: Lincoln 3-47; Lowe 7-34; MacKinnon 1-17; Kinderman 4-14; Hadl 1-13; Rote 1-6; Norton 1-(-7). BILLS: Gilchrist 16-122; Carlton 18-70, 1 TD; Kemp 5-16, 1 TD; Dubenion 1-9; Lamonica 1-2.
Passing	Chargers: Rote 26-10-118-1 TD-2 INT; Hadl 10-3-31-0 TD-1 INT. BILLS: Kemp 20-10-188-0 TD-0 INT.
Receiving	Chargers: Kinderman 4-52; Kocourek 2-52, 1 TD; Norton 1-13; MacKinnon 3-12; Lincoln 1-11; Lowe 2-9. BILLS: Bass 2-70; Dubenion 3-56; Wartick 2-41; Gilchrist 2-22; Ross 1-(-1).

BILLS STARTING LINEUPS

OFFENSE: QB - Jack Kemp; HB - Wray Carlton, Elbert Dubenion ; FB - Cookie Gilchrist; E - Glenn Bass, Ernie Wartick; T - Stew Barber, Dick Hudson; G - Billy Shaw, Al Bemiller; C - Walt Cudzik; K - Pete Gogolak

DEFENSE: DE - Ron McDole, Tom Day; DT - Ton Sestak, Jim Dunaway; LB - John Tracey, Harry Jacobs, Mike Stratton; CB - Butch Byrd, Charley Warner ; S - George Saimes, Gene Sykes; P - Paul Maguire

BILLS GAME NOTES

- Bills' LB Mike Stratton had a standout performance recording an INT and "The Hit Heard Around the World." With 8:19 left in the first quarter, Stratton nailed San Diego RB Keith Lincoln with a hit which put Lincoln out of the game. "The Hit," which broke one of Lincoln's ribs, was considered the turning point in the game.
- Two ex-Chargers came back to haunt their former team. QB Jack Kemp, picked up off waivers from San Diego for \$100 dollars, fueled the Bills offense past the Chargers. The other Charger cast off, P Paul Maguire, launched a 64-yard punt and killed the Chargers last attempt for a comeback. Maguire's punt was the longest in Bills playoff history.



PLAYOFF GAME SUMMARIES

1965

AFL CHAMPIONSHIP

BILLS 23, San Diego Chargers 0

December 26, 1965 - Balboa Stadium - (30,361)

For the second straight year, the Bills defeated the Chargers to win the AFL Championship. In 8 quarters of championship play, the Chargers managed just 7 points against Buffalo. After an uneventful 1st quarter, Jack Kemp, voted the game's MVP, hit Ernie Warlick with an 18-yard TD pass to open the scoring and 3 minutes later the Bills' Butch Byrd returned a punt 74 yards for a score to put Buffalo on top 14-0. The rest of the game belonged to the Bill's defense as they continually thwarted San Diego's explosive offense. Three Pete Gogolak FGs in the 2nd half added icing to the Bills' championship cake.

CHARGERS	0	0	0	0	-0
BILLS	0	14	6	3	-23

SCORING

TEAM	PERIOD	TIME	SCORING PLAY	SCORE
Buff.	2nd	4:59	TD Warlick 18 yd. Kemp pass (Gogolak PAT)	7-0
Buff.	2nd	2:29	TD Byrd 74 yd. punt return (Gogolak PAT)	14-0
Buff.	3rd	9:21	FG Gogolak from 11 yards	17-0
Buff.	3rd	:45	FG Gogolak from 39 yards	20-0
Buff.	4th	11:45	FG Gogolak from 32 yards	23-0

TEAM STATISTICS

	BILLS	CHARGERS
First Downs	14	12
Rushes/Yards	36-108	27-104
Net Passing Yards	152	119
Total Net Yards	260	223
Passing (A-C)	20-9-1	25-12-2
Punts/Average	4-46.3	7-40.7
Fumbles/Lost	0-0	0-0
Penalties	2-21	3-41
Weather: 59 Degrees		

INDIVIDUAL STATISTICS

Rushing	Chargers: Lowe 12-57; Hadl 8-24; Lincoln 4-16; Foster 2-9; Breaux 1-(2). BILLS: Carlton 16-63; Joe 16-35; Stone 3-5; Smith 1-5.
Passing	Chargers: Hadl 23-11-140-0 TD-2 INT; Breaux 2-1-24-0 TD-0 INT. BILLS: Kemp 19-8-155-1 TD-1 INT; 1-1-12-0 TD-1 INT.
Receiving	Chargers: Alworth 4-82; Norton 1-35; Farr 1-24; MacKinnon 1-10; Lincoln 1-7; Lowe 3-3; Kocourek 1-3. BILLS: Robertson 3-88; Warlick 3-35, 1 TD; Costa 2-32; Tracy 1-12.

BILLS STARTING LINEUPS

OFFENSE: QB - Jack Kemp; HB - Bo Roberson, Billy Joe; FB - Wray Carlton; E - Ed Rutkowski, Paul Costa; T - Stew Barber, Dick Hudson; G - Billy Shaw, Joe O'Donnell; C - Al Bemiller; K - Pete Gogolak

DEFENSE: DE - Ron McDole, Tom Day; DT - Ton Sestak, Jim Dunaway; LB - John Tracey, Harry Jacobs, Mike Garrett; CB - Booker Edgerson, Butch Byrd; S - George Saines, Hagood Clarke; P - Paul Maguire

BILLS GAME NOTES

- Buffalo shutout of the Chargers marked the first time a team has held an opponent scoreless in an AFL Championship game.
- CB Butch Byrd's 74-yard TD return of Charger P John Hadl's second quarter punt set an AFL Championship Game record and marked the longest postseason punt return in Bills' history.
- Buffalo became the first AFL team to win back-to-back championships on their first two appearances.

1966

AFL CHAMPIONSHIP

Kansas City Chiefs 31, BILLS 7

January 1, 1967 - War Memorial Stadium - (42,080)

Led by the impeccable quarterbacking of Len Dawson, the Kansas City Chiefs earned the right to play the Green Bay Packers in Super Bowl I by defeating Buffalo, 31-7. The Chiefs' defense forced 4 Buffalo turnovers and limited the Bills to 9 first downs and 40 yards rushing. The Chiefs grabbed an early 7-0 lead, after Buffalo fumbled the opening KO. The Bills countered with a 69-yard bomb from Jack Kemp to Elbert Duenen to tie the game. Dawson hit Otis Taylor with a 29-yard TD pass in the 2nd quarter to put the Chiefs on top, but Kemp moved Buffalo into scoring position near the end of the half. A Johnny Robinson INT and long return set up Mike Mercer's 32-yard FG with 3 seconds left in the half and Kansas City had the momentum. Buffalo never penetrated the Chiefs 40-yard line in the 2nd half while Kansas City added a pair of scores by Mike Garrett to turn the game into a rout.

CHIEFS	7	10	0	14	-31
BILLS	7	0	0	0	-7



PLAYOFF GAME SUMMARIES

1966 AFL CHAMPIONSHIP, continued

SCORING

TEAM	PERIOD	TIME	SCORING PLAY	SCORE
Kan.	1st	1:43	TD Arbanas 29 yd. Dawson pass (Mercer PAT)	0-7
Buff.	1st	6:22	TD Dubenion 69 yd. Kemp pass (Lusteg PAT)	7-7
Kan.	2nd	4:31	TD Taylor 29 yd. Dawson pass (Mercer PAT)	7-14
Kan.	2nd	14:57	FG Mercer from 32 yards	7-17
Kan.	4th	6:16	TD Garrett 1 yd. run (Mercer PAT)	7-24
Kan.	4th	7:47	TD Garrett 18 yd. run (Mercer PAT)	7-31

TEAM STATISTICS

	CHIEFS	BILLS
First Downs	14	9
Rushes/Yards	33-113	13-40
Net Passing Yards	164	215
Total Net Yards	277	255
Passing (A-C-I)	24-16-0	27-12-2
Punts/Average	6-42.3	8-39.3
Fumbles/Lost	1-0	3-2
Penalties	4-40	3-23
Weather: 32 Degrees		

INDIVIDUAL STATISTICS

Rushing	Chiefs: Garrett 13-39, 2 TDs; McClinton 11-38; Dawson 5-28; Coan 2-6; Thomas 2-2. BILLS: Gillon 9-31; Burnett 3-6; Kemp 1-3.
Passing	Chiefs: Dawson 24-16-227-2 TDs-0 INT. BILLS: Kemp 27-12-253-1 TD-2 INT.
Receiving	Chiefs: Taylor 5-78, 1 TD; Burford 4-76; Arbanas 2-44, 1 TD; Garrett 4-16; McClinton 1-13. BILLS: Burnett 6-127; Dubenion 2-79, 1 TD; Bass 2-26; Crockett 1-16; Carlton 1-5.

BILLS STARTING LINEUPS

OFFENSE: QB - Jack Kemp; HB - Bobby Burnett; FB - Wray Carlton; WR - Elbert Dubenion, Bobby Crockett; TE - Paul Costa; T - Stew Barber, Dick Hudson; G - Billy Shaw, Joe O'Donnell; C - Al Bemiller K - Booth Lusteg

DEFENSE: DE - Ron McDole, Tom Day; DT - Ton Sestak, Jim Dunaway; LB - John Tracey, Harry Jacobs; ; Mike Stratton; CB - Butch Byrd, Tom Janik; S - George Saimes, Hgood Clarke; P - Paul Maguire

BILLS GAME NOTES

- The attendance of 42,080 set a record for the largest crowd to watch an AFL title game.
- Buffalo's loss to the Chiefs left the team one game short of becoming the first AFL team to win three straight championships.

1974

AFC DIVISIONAL PLAYOFF

Pittsburgh Steelers 32, **BILLS** 14

December 22, 1974 - Three Rivers Stadium - (48,321)

A 4-TD explosion in the 2nd quarter propelled Pittsburgh to a 32-14 win over the Bills, spoiling Buffalo's 1st postseason appearance in 8 years. The Bills moved out to an early 7-3 lead on a 22-yard TD pass from Joe Ferguson to Paul Seymour. But Terry Bradshaw ran the Steeler offense to perfection in the 2nd quarter, completing 7 of 8 passes for 143 yards and repeatedly hurting Buffalo with scrambling gains. Rocky Bleier began the Pittsburgh scoring avalanche with a 27-yard TD reception and Franco Harris scored 3 times from inside the 5-yard line as the Steelers moved out to an insurmountable 29-7 lead. In the 2nd half, Buffalo's comeback hopes were stymied by the tough Pittsburgh defense and a stubborn ball control offense that kept the ball away from the Bills.

BILLS	7	0	7	0	-14
STEELERS	3	26	0	3	-32

SCORING

TEAM	PERIOD	TIME	SCORING PLAY	SCORE
Pitt.	1st	6:09	FG Gerela from 21 yards	0-3
Buff.	1st	13:34	TD Seymour 22 yd. Ferguson pass (Leypoldt PAT)	7-3
Pitt.	2nd	3:09	TD Bleier 27 yd. Bradshaw pass (Kick blocked)	7-9
Pitt.	2nd	9:52	TD Harris 1 yd. run (Gerela PAT)	7-16
Pitt.	2nd	11:51	TD Harris 4 yd. run (Gerela PAT)	7-22
Pitt.	2nd	14:44	TD Harris 1 yd. run (Gerela PAT)	7-29
Buff.	3rd	9:25	TD Simpson 3 yd. Ferguson pass (Leypoldt PAT)	14-29
Pitt.	4th	2:39	FG Gerela from 22 yards	14-32

TEAM STATISTICS

	BILLS	STEELERS
First Downs	15	29
Rushes/Yards	21-100	51-235
Net Passing Yards	164	203
Total Net Yards	264	438
Passing (A-C-I)	26-11-0	21-12-0



PLAYOFF GAME SUMMARIES

1974 AFC DIVISIONAL PLAYOFF, continued

Punts/Average	539.4	338.7
Fumbles/Lost	2-1	2-0
Penalties	3-15	2-10
Weather: 32 Degrees, Cold, Sunny		

INDIVIDUAL STATISTICS

Rushing	Steelers: Harris 24-74, 3 TDs; Bradshaw 5-48; Bleier 14-45; Davis 5-32; Swann 2-24; Gilliam 1-12. BILLS: Simpson 15-49; Braxton 5-48; Ferguson 1-3.
Passing	Steelers: Bradshaw 19-12-203-1 TD-0 INT.; Gilliam 2-0-0-0 TD-0 INT. BILLS: Ferguson 26-11-164-2 TD-0 INT.
Receiving	Steelers: Swann 3-60; Bleier 3-54, 1 TD; Brown 1-29; McMakin 1-22; Lewis 2-18; Shanklin 1-15; Harris 1-5. BILLS: Hill 4-59; Simpson 3-37, 1 TD; Rashad 1-25; Seymour 2-35, 1 TD; Braxton 1-8.

BILLS STARTING LINEUPS

OFFENSE: QB - Joe Ferguson; RB - O.J. Simpson; FB - Jim Braxton; WR - J.D. Hill, Ahmad Rashad; TE - Paul Seymour; LG - Dave Foley; LT - Reggie McKenzie; C - Mike Montler; RG - Joe DeLamielleure; RT - Donnie Green

DEFENSE: LE - Walt Patulski; NT - Mike Kadish; RE - Earl Edwards; LLB - Dave Washington; ILB - Jim Cheyanski, Doug Allen; RLB - Bo Cornell; LCB - Robert James; RCB - Dwight Harrison; LS - Neal Craig; RS - Rex Kern;

BILLS GAME NOTES

The Buffalo Bills' offensive line did not allow a single sack of QB Joe Ferguson. Pittsburgh's "Steel Curtain" defensive lead the league with 52 sacks during the 1974 regular season.

1980

AFC DIVISIONAL PLAYOFF

San Diego Chargers 20, **BILLS** 14

January 3, 1981 - San Diego Stadium - (48,321)

In dramatic fashion, San Diego rallied from a 14-13 deficit as QB Dan Fouts connected with WR Ron Smith on a 50-yard scoring pass with just 2:08 remaining in the game. The reception was only the 5th of the season for Smith. Playing courageously on a badly sprained left ankle, QB Joe Ferguson tried to direct a last ditch bid by the Bills. His efforts were thwarted, however, when a pass was picked off by a San Diego defender after Buffalo had reached midfield. Meeting for the 2nd time at San Diego within a 3-month span, the teams battled on even terms until the Chargers got a late 1st quarter FG. Then the Bills took command with two 2nd period scores. The 1st came on a 1-yard burst up the middle by Roosevelt Leaks. With only 16 seconds remaining in the half, Ferguson connected with WR Frank Lewis on a 9-yard scoring play, upping the Bills' margin to 14-3. San Diego countered with a 3rd quarter TD and 4th period FG before the late heroics by Fouts and Smith.

BILLS	0	14	0	0	-14
CHARGERS	3	0	7	10	-20

SCORING

TEAM	PERIOD	TIME	SCORING PLAY	SCORE
S.D.	1st	11:16	FG Benirschke from 22 yards	3-0
Buff.	2nd	:44	TD Leaks 1 yd. run	3-7
Buff.	2nd	14:44	TD Lewis 9 yd. Ferguson pass (Mike-Mayer PAT)	3-14
S.D.	3rd	1:34	TD Joiner 9 yd. Fouts pass (Benirschke PAT)	10-14
S.D.	4th	:51	FG Benirschke from 22 yards	13-14
S.D.	4th	12:52	TD Smith 50 yd. Fouts pass (Benirschke PAT)	20-14

TEAM STATISTICS

	BILLS	CHARGERS
First Downs	17	21
Rushes/Yards	33-97	25-96
Net Passing Yards	147	301
Total Net Yards	244	397
Passing (A-C-I)	30-15-3	37-22-1
Sacked by Opponent	3-33	2-13
Punts/Average	6-44.5	4-27.8
Fumbles/Lost	0-0	3-2
Penalties	5-40	6-66
Time of Possession	33:14	26:46
Weather: 65 Degrees, Mostly cloudy		

INDIVIDUAL STATISTICS

Rushing	Chargers: Muncie 18-80; Thomas 5-22; Fouts 2-(6). BILLS: Cribbs 18-53; Manucci 2-21; Brown 9-17; Leaks 4-6, 1 TD.
Passing	Chargers: Fouts 37-22-314-2 TD-1 INT. BILLS: Ferguson 29-15-180-1 TD-3 INT., Manucci 1-0-0-0 TD-0 INT.
Receiving	Chargers: Jefferson 7-102; Joiner 4-83, 1 TD; Muncie 6-53; Smith 1-50, 1 TD; McCrary 2-19; Winslow 1-5; Thomas 1-2. BILLS: Brammer 4-62; Lewis 3-45, 1 TD; Cribbs 4-36; Butler 2-19; Leaks 1-17; Hooks 1-17.



PLAYOFF GAME SUMMARIES

1980 AFC DIVISIONAL PLAYOFF, continued

BILLS STARTING LINEUPS

OFFENSE: QB - Joe Ferguson; RB - Joe Cribbs; FB - Curtis Brown; WR - Jerry Butler, Frank Lewis; TE - Mark Brammer; LT - Ken Jones; LG - Reggie McKenzie; C - Will Grant; RG - Conrad Dobler; RT - Joe Devlin

DEFENSE: LE - Ben Williams; NT - Fred Smerlas; RE - Sherman White; LLB - Lucius Sanford; ILB - Jim Haslett, Shane Nelson; RLB - Isiah Robertson; LCB - Mario Clark; RCB - Charles Romes; SS - Steve Freeman; FS - Bill Simpson

BILLS GAME NOTES

The San Diego defense, which led the league during the 1980 regular season in sacks (60), dumped Bills' QB Joe Ferguson three times in the contest. Buffalo's offensive line permitted fewer sacks than any team during the 1980 season (20).

1981

AFC WILD CARD PLAYOFF

BILLS 31, New York Jets 27

December 27, 1981 - Shea Stadium (57,050)

In a Wild Card game that lived up to its name, the Buffalo Bills stormed to a 24-0 lead but needed a last-second INT by Bill Simpson to preserve their 1st postseason victory since 1965. Charles Romes got the visitors off and winning by picking up Bruce Harper's fumble on the opening KO and returned it 26 yards for a TD. The play took 16 seconds and was the 2nd fastest score in NFL playoff history. TD passes of 50 and 26 yards to Frank Lewis, were sandwiched around a 29-yard Nick Mike-Mayer FG to put the Bills, up by 24-0. The Jets hung up 10 points before halftime and trailed 24-13 after Pat Leahy's 19-yard FG in the 3rd quarter. Joe Cribbs, staked the Bills to a 31-13 lead with his 45-yard scoring run 5 minutes deep into the final period. The Jets, however, refused to die. Richard Todd moved them 80 yards in 8 plays, hitting Bobby Jones with a 30-yard TD toss. After Buffalo failed to move on their next possession, Todd got the Jets within four with the aid of an interference call against Mario Clark that wiped out an apparent INT, in a 58-yard march that ended on a 1-yard plunge by Kevin Long. Buffalo could not generate a 1st down and turned the ball back to New York at the Jets' 20 with 2:36 remaining. Todd passed the Jets downfield, reaching the Buffalo 11 with just 10 seconds to play. Simpson stepped in front of his 2nd-and-10 try for Derrick Gaffney in the end zone to intercept at the Buffalo one to seal the Jets' doom.

BILLS	17	7	0	7	-31
JETS	0	10	3	14	-27

SCORING

TEAM	PERIOD	TIME	SCORING PLAY	SCORE
Buff.	1st	:16	TD Romes 26 yd. fumble recovery (Mike-Mayer PAT)	3-0
Buff.	1st	7:03	TD Lewis 50 yd. Ferguson pass (Mike-Mayer PAT)	14-0
Buff.	1st	10:24	FG Mike-Mayer from 29 yards	17-0
Buff.	2nd	9:58	TD Lewis 26 yd. Ferguson pass (Mike-Mayer PAT)	24-0
Jets	2nd	12:13	TD Shuler 30 yd. Todd pass (Leahy PAT)	24-7
Jets	2nd	14:17	FG Leahy from 26 yards	24-10
Jets	3rd	9:38	FG Leahy from 19 yards	24-13
Buff.	4th	4:44	TD Cribbs 45 yd. run (Mike-Mayer PAT)	31-13
Jets	4th	7:46	TD Jones 30 yd. Todd pass (Leahy PAT)	31-20
Jets	4th	11:16	TD Long 1 yd. run (Leahy PAT)	31-27

TEAM STATISTICS

	BILLS	JETS
First Downs	15	24
Rushes/Yards	23-91	22-71
Net Passing Yards	230	348
Total Net Yards	321	419
Passing (A-C-I)	34-17-4	51-28-4
Sacked by Opponent	2-38	5-29
Punts/Average	4-43.8	4-33
Fumbles/Lost	1-0	3-1
Penalties	8-60	6-55
Time of Possession	29:56	30:04
Weather: 35 Degrees, Cold, Rainy		

INDIVIDUAL STATISTICS

Rushing	Jets: McNeil 12-32; Long 8-28, 1 TD; Todd 2-11. BILLS: Cribbs 15-83, 1 TD; Leaks 6-12; Ferguson 2-(4).
Passing	Jets: Todd 51-28-377-2 TD-4 INT. BILLS: Ferguson 34-17-268-2 TD-4 INT.
Receiving	Jets: Shuler 6-116, 1 TD; Jones 4-64, 1 TD; Gaffney 4-64; Dierking 7-52; Barkum 2-41; Walker 3-24; Newton 1-12; Harper 1-4. BILLS: Lewis 7-158, 2 TDs; Cribbs 4-64; Leaks 3-23; Brammer 2-17; Butler 1-6.

BILLS STARTING LINEUPS

OFFENSE: QB - Joe Ferguson; RB - Joe Cribbs; FB - Roosevelt Leaks; WR - Jerry Butler, Frank Lewis; TE - Mark Brammer; LT - Ken Jones; LG - Tom Lynch; C - Will Grant; RG - Jon Borchart; RT - Joe Devlin



PLAYOFF GAME SUMMARIES

1981 AFC WILD CARD PLAYOFF, continued

DEFENSE: LE - Ben Williams; NT - Fred Smerlas; RE - Sherman White; LLB - Lucius Sanford; ILB - Jim Haslett, Phil Villapiano; RLB - Isiah Robertson; LCB - Mario Clark; RCB - Charles Rome; SS - Steve Freeman; FS - Bill Simpson;

BILLS GAME NOTES

- S Bill Simpson's two INT's tied him with Charlie Waters of the Cowboys for the career lead in postseason pass thefts.
- WR Frank Lewis recorded seven receptions for a Bills' playoff high 158 yards. Lewis became the first player in Bills' history to catch two passes TDs in a playoff game.

1981

AFC DIVISIONAL PLAYOFF

Cincinnati Bengals 28, **BILLS 21**

January 3, 1982 - Riverfront Stadium -55,420

Cincinnati jumped out to a 14-0 1st quarter lead, after cashing in on a long punt return and an INT, and defeated Buffalo 28-21, to secure the 1st postseason victory in the history of the Bengals' franchise. The Bengals' Mike Fuller returned a Greg Cater punt 27 yards to start Cincinnati's 1st possession at the Buffalo 42. Charles Alexander capped a 7-play drive with his 4-yard scoring run. After Ken Riley intercepted a Joe Ferguson pass, the Bengals marched 48 yards in 8 plays and took a 14-0 advantage on Pete Johnson's 1-yard run. Buffalo breathed new life before halftime, as Ferguson hit Jerry Butler with a 54-yard pass to draw within 14-7 on Joe Cribbs' 1-yard run. Early in the 3rd quarter, the Bills evened the issue on a 44-yard scoring run by Cribbs, a play that would later prove costly as the Buffalo rushing leader injured a knee and played only one more down before retiring for the afternoon. The teams traded TDs, Cincinnati scoring on a 20-yard run by Alexander and Buffalo on a 21-yard pass from Ferguson to Butler, to make it 21-21 after 1 play of the 4th quarter. Bengal QB Ken Anderson put Cincinnati back in the driver's seat, 28-21, on a 16-yard scoring pass to Cris Collinsworth. Buffalo's last grasp reached the Bengal 20 late in the final stanza but a controversial delay-of-game penalty wiped out an apparent 3rd down conversion pass to Lou Piccone and Ferguson overthrew Roland Hooks in the end zone on 4th down.

BILLS	0	7	7	7	-21
BENGALS	14	0	7	7	-28

SCORING

TEAM	PERIOD	TIME	SCORING PLAY	SCORE
Cinn.	1st	6:04	TD Alexander 4 yd. run (Breech PAT)	7-0
Cinn.	1st	12:20	TD Johnson 1 yd. run (Breech PAT)	14-0
Buff.	2nd	14:40	TD Cribbs 1 yd. run (Mike-Mayer PAT)	14-7
Buff.	3rd	4:37	TD Cribbs 44 yd. run (Mike-mayer PAT)	14-14
Cinn.	3rd	8:04	TD Alexander 20 yd. run (Breech PAT)	21-14
Buff.	4th	:08	TD Butler 21 yd. Ferguson pass (Mike-Mayer PAT)	21-21
Cinn.	4th	4:21	TD Collinsworth 16 yd. Anderson pass (Breech PAT)	28-21

TEAM STATISTICS

	BILLS	BENGALS
First Downs	21	22
Rushes/Yards	28-134	33-136
Net Passing Yards	202	169
Total Net Yards	336	305
Passing (A-C-I)	31-15-2	21-14-0
Sacked by Opponent	0-0	4-23
Punts/Average	3-42	4-44.5
Fumbles/Lost	0-0	0-0
Penalties	6-56	5-44
Time of Possession	28:19	31:41
Weather: 48 Degrees, Cool, Rain		

INDIVIDUAL STATISTICS

Rushing	Bengals: Alexander 13-71, 2 TDs; Johnson 17-45, 1 TD; Anderson 2-15; Griffin 1-4. BILLS: Cribbs 15-90, 2 TDs; Hooks 9-30; Leaks 3-12; Brown 1-2.
Passing	Bengals: Anderson 21-14-192-1 TD-0 INT. BILLS: Ferguson 31-15-202-1 TD-2 INT.
Receiving	Bengals: Ross 6-71; Dreider 1-42; Collinsworth 2-24; Johnson 3-23; Curtis 1-22; Alexander 1-10. BILLS: Butler 4-98, 1 TD; Lewis 3-38; Brammer 3-23; Leaks 2-16; Hooks 2-15; Jessie 1-12.

BILLS STARTING LINEUPS

OFFENSE: QB - Joe Ferguson; RB - Joe Cribbs; FB - Roosevelt Leaks; WR - Jerry Butler, Frank Lewis; TE - Mark Brammer; LT - Ken Jones; LG - Tom Lynch; C - Will Grant; RG - Conrad Dobler; RT - Joe Devlin

DEFENSE: LE - Ben Williams; NT - Fred Smerlas; RE - Sherman White; LLB - Lucius Sanford; ILB - Jim Haslett, Phil Villapiano; RLB - Isiah Robertson; LCB - Mario Clark; RCB - Charles Rome; SS - Steve Freeman; FS - Bill Simpson

BILLS GAME NOTES

- RB Joe Cribbs became the first Bills' player to rush for two TDs in a playoff game.
- Playoff game with the Bengals marked the first time Buffalo played in two postseason contests in the same season.



PLAYOFF GAME SUMMARIES

1988

AFC DIVISIONAL PLAYOFF

BILLS 17, Houston Oilers 10

January 1, 1989 - Rich Stadium - (79,532)

Spurred on by 79,532 noisy fans, the Bills blocked a Houston punt and field goal, and forced a fumble on another punt late in the series, to advance to the AFC Championship game. Following Leonard Smith's block of a Greg Montgomery punt, the Bills scored on Robb Riddick's oneyard TD run. The Oilers answered with a 35-yard Tony Zendejas FG, following an 11-play, 71-yard drive to make the score 7-3 at the intermission. The Bills' defense stymied Houston in the 3rd quarter as Oilers' QB Warren Moon was unable to complete a pass in the period. Thurman Thomas, who earlier had a career-best 40-yard run, scored from 11 yards out following a 59-yard drive to give the Bills a 14-3 lead after 3 quarters. Scott Norwood nailed a 27-yard FG after Mark Kelso picked off a Moon pass and returned it 28 yards to put the Bills at the Houston 18. Mike Rozier capped an 80-yard Houston drive with a 1-yard scoring plunge with 5:12 remaining in the game. The Oilers forced Buffalo to punt with just under two minutes remaining, but Steve Tasker stripped the ball away from Curtis Duncan and Ray Bentley recovered at the Houston 18 allowing Buffalo to run out the clock and win the game.

OILERS	0	3	0	7	-10
BILLS	0	7	7	3	-17

SCORING

TEAM	PERIOD	TIME	SCORING PLAY	SCORE
Buff.	2nd	4:25	TD Riddick 1 yd. run (Norwood PAT)	7-0
Hou.	2nd	10:28	FG Zendejas from 35 yds.	7-3
Buff.	3rd	12:02	TD Thomas 11 yd. run (Norwood PAT)	14-3
Buff.	4th	3:25	FG Norwood from 27 yds.	17-3
Hou.	4th	9:48	TD Rozier 1 yd. run (Zendejas PAT)	17-10

TEAM STATISTICS

	OILERS	BILLS
First Downs	20	18
Rushes/Yards	26-125	29-135
Net Passing Yards	226	237
Total Net Yards	351	372
Passing (A-C-I)	33-17-1	33-19-1
Sacked by Opponent	2-14	1-7
Punts/Average	6-37.2	4-39.3
Fumbles/Lost	5-2	1-0
Penalties	8-60	8-57
Time of Possession	31:07	28:53

Weather: Sunny, 35 degrees

INDIVIDUAL STATISTICS

Rushing	Oilers: Highsmith 5-57; Rozier 13-44, 1 TD; Moon 5-11; Pinkett 3-13. BILLS: Thomas 7-75, 1 TD; Mueller 7-24; Kelly 3-18; Riddick 9-12; Harmon 1-7; Byrum 1-0; Reed 1(-1).
Passing	Oilers: Moon 33-17-240-0 TD-1 INT. BILLS: Kelly 33-19-244-0 TD-1 INT.
Receiving	Oilers: Jeffires 5-78; Hill 4-62; Harris 2-44; Pinkett 2-21; Highsmith 2-3; Givins 1-23; Duncan 1-9. BILLS: Reed 6-91; Harmon 5-58; Burkett 3-55; T. Johnson 3-31; Metzelaars 1-7; Mueller 1-2.

BILLS STARTING LINEUPS

OFFENSE: QB - Jim Kelly; RB - Thurman Thomas; FB - Jamie Mueller; WR - Andre Reed, Trumaine Johnson; TE - Pete Metzelaars; LT - Will Wolford; LG - Jim Ritcher; C - Kent Hull; RG - Dale Hellestrae; RT - Joe Devlin

DEFENSE: LE - Art Still; NT - Fred Smerlas; RE - Bruce Smith; LLB - Cornelius Bennett; ILB - Scott Radevic, Ray Bentley; RLB - Darryl Talley; LCB - Derrick Burroughs; RCB - Nate Odomes; SS - Leonard Smith; FS - Mark Kelso;

BILLS GAME NOTES

- The Bills hosted the Houston for the first playoff game ever played at Rich Stadium.
- Bills' ILB Scott Radevic got the start because of a foot injury to LB Shane Conlan.

1988

AFC CHAMPIONSHIP

Cincinnati Bengals 21, BILLS 10

January 8, 1989 - Riverfront Stadium - (59,747)

The Bills' season ended in Riverfront Stadium as Cincinnati dominated the Bills, 21-10, before a boisterous crowd. The Bills offense sputtered throughout the game, spent most of the second half pinned against its own goal line and failed to convert on any 3rd down opportunities in the game. Cincinnati scored first on a 1-yard TD run by Ickey Woods, following an Eric Thomas INT of a Jim Kelly pass. Buffalo answered quickly, as Kelly connected on all 4 of his passes in the following drive, finishing with a 9-yard scoring strike to Andre Reed and tying the game at 7-7. The Bills forced Cincinnati to punt and drove to the Bengals' 26-yard line, but Scott Norwood's



PLAYOFF GAME SUMMARIES

1988 AFC DIVISIONAL PLAYOFF, continued

43-yard FG attempt sailed wide left. The Bengals took advantage of the break and scored on a Boomer Esiason 10-yard TD pass to James Brooks. The Bills pulled to within 4 at the half as Norwood connected on a 39-yard FG, following a 25 yard INT return by Mark Kelso. The second half belonged to Cincinnati as it held Buffalo to 2 first downs and forced the Bills to start all 5 of its drives inside the 23-yard line. The Bengals took advantage of a personal foul against Bills' DB Derrick Burroughs to set up Woods' second 1-yard TD. Buffalo launched one last drive, but it ended when David Fulcher picked off a 4th-down pass from Kelly in the end zone.

BILLS	0	10	0	0	-10
BENGALS	7	7	0	7	-21

SCORING

TEAM	PERIOD	TIME	SCORING PLAY	SCORE
Cinn.	1st	13:09	TD Woods 1 yd. run (Breech PAT)	7-0
Buff.	2nd	1:39	TD Reed 9 yd. Kelly pass (Norwood PAT)	7-7
Cinn.	2nd	12:39	TD Brooks 10 yd. Esiason pass (Breech PAT)	14-7
Buff.	2nd	14:38	FG Norwood from 39 yds.	14-10
Cinn.	4th	:04	TD Woods 1 yd. run (Breech PAT)	21-10

TEAM STATISTICS

	BILLS	BENGALS
First Downs	10	23
Rushes/Yards	17-45	50-175
Net Passing Yards	136	74
Total Net Yards	181	249
Passing (A-C-I)	30-14-3	20-11-2
Sacked by Opponent	3-27	3-20
Punts/Average	6-45.1	6-36.8
Fumbles/Lost	0-0	2-0
Penalties	5-50	4-45
Time of Possession	20:31	39:29
Weather: cloudy, cold, 31 degrees		

INDIVIDUAL STATISTICS

Rushing	Bengals: Woods 29-102, 2 TD's; Wilson 5-29; Esiason 7-26; Jennings 2-12; Brooks 7-6. BILLS: Mueller 8-21; Kelly 2-10; Thomas 4-6; Riddick 1-4; Byrum 1-3; Harmon 1-1.
Passing	Bengals: Esiason 20-11-94-1 TD-2 INT. BILLS: Kelly 30-14-163-1 TD-3 INT.
Receiving	Bengals: Holman 4-38; Brooks 2-21, 1 TD; Riggs 2-16; McGee 2-14; Collinworth 1-5. BILLS: Reed 5-55, 1 TD; Riddick 3-28; Harmon 3-18; T. Johnson 2-48; Metzelaars 1-14.

BILLS STARTING LINEUPS

OFFENSE: QB - Jim Kelly; RB - Thurman Thomas; FB - Jamie Mueller; WR - Andre Reed, Trumaine Johnson; TE - Pete Metzelaars; LT - Will Wolford; LG - Jim Ritcher; C - Kent Hull; RG - Dale Hellestrae; RT - Joe Devlin

DEFENSE: LE - Art Still; NT - Fred Smerlas; RE - Bruce Smith; LLB - Cornelius Bennett; ILB - Shane Conlan, Ray Bentley; RLB - Darryl Talley; LCB - Derrick Burroughs; RCB - Nate Odomes; SS - Leonard Smith; FS - Mark Kelso

BILLS GAME NOTES

- DE Bruce Smith went up against T Anthony Munoz and recorded two sacks.
- The Buffalo defense limited Cincinnati QB Boomer Esiason to 11 pass completions, a Bills Playoff record, and intercepted the Bengal passer twice.
- Five of the Bills 12 drive starts began inside their own 20-yard line. The average drive start for the Bills was their own 24-yard line.

1989

AFC DIVISIONAL PLAYOFF

Cleveland Browns 34, **BILLS** 30

January 6 - Cleveland Stadium - (77,706)

LB Clay Matthews intercepted a QB Jim Kelly 11-yard pass on the 1-yard line with 9 seconds left in the game to preserve the victory for the Browns. In dramatic style, Buffalo began a comeback bid after K Matt Bahr kicked a 47-yard FG to give Cleveland a 34-24 lead with 6:50 left in the fourth quarter. Kelly began a string of 23 consecutive pass plays and closed the gap to 4 when he hit RB Thurman Thomas for a 3-yard keep TD. Buffalo opened the scoring when WR Andre Reed split the secondary for a 72-yard TD pass in the first quarter. A 45-yard Bahr FG coupled with a 52-yard WR Webster Slaughter bomb gave Cleveland the lead at 10-7. The Bills returned the favor when WR James Lofton hauled in a Kelly pass for a 33-yard TD. TE Ron Middleton gave Cleveland the halftime lead on a 3-yard pass from QB Bernie Kosar. Slaughter scored again on a 44-yard toss from Kosar to extend the Browns' lead to 24-14 early on the third quarter. Thomas continued the seesaw battle with the first of his two TD receptions from Kelly on a 6-yard strike. But the Browns' struck back quickly when KR Eric Metcalf took the ensuing kickoff 90 yards for the score. K Scott Norwood got the Bills within seven when he made a 30-yard attempt early in the final period.



PLAYOFF GAME SUMMARIES

1989 AFC DIVISIONAL PLAYOFF, continued

BILLS	7	7	7	9	-30
BROWNS	3	14	14	3	-34

SCORING

TEAM	PERIOD	TIME	SCORING PLAY	DRIVE	SCORE
Buff.	1	9:56	Reed 72-yard Kelly pass (Norwood kick)	2/72	7-0
Clev.	1	14:12	FG Bahr 45 yards	10/39	7-3
Clev.	2	4:33	Slaughter 52-yard Kosar pass (Bahr kick)	7/79	7-10
Buff.	2	7:12	Lofton 33-yard Kelly pass (Norwood kick)	5/66	14-10
Clev.	2	14:54	Middleton 3-yard Kosar pass (Bahr kick)	8/55	14-17
Clev.	3	4:21	Slaughter 44-yard Kosar pass (Bahr kick)	3/46	14-24
Buff.	3	10:22	Thomas 6-yard Kelly pass (Norwood kick)	6/21	21-24
Clev.	3	10:37	Metcalf 90-yard kickoff return (Bahr kick)		21-31
Buff.	4	1:08	FG Norwood 30 yards	11/68	24-31
Clev.	4	8:10	FG Bahr 47 yards	11/38	24-34
Buff.	4	11:00	Thomas 3-yard Kelly pass (kick failed)	8/77	30-34

TEAM STATISTICS

	BILLS	BROWNS
First Downs	25	18
Rushes/Yards	18/49	30/90
Net Passing Yards	404	235
Total Net Yards	453	325
Passing (A-CI)	54-28-2	29-20-0
Sacked By Opponent	1-1	2-16
Punts/Average	3-41.3	3-37.7
Fumbles/Lost	2-1	1-1
Penalties	6-35	5-30
Time of Possession	25:44	34:16
Weather: Cloudy, 33 degrees, wind chill 15-20 degrees		

INDIVIDUAL STATISTICS

Rushing	BILLS: Thomas 10-27; Kinnebrew 7-17; Kelly 1-5. Browns: Mack 12-62; Redden 6-13; Tillman 1-8; Manoa 3-6; Metcalf 4-2; Langhome 1-0; Kosar 3(-1).
Passing	BILLS: Kelly 28-54-405-4TD-2INT. Browns: Kosar 20-29-251-3TD-0INT.
Receiving	BILLS: Thomas 13-150-2TD; Reed 6-115-1TD; Harmon 4-50; Lofton 3-66-1TD; Beebe 1-17; Kinnebrew 1-7. Browns: Langhome 6-48; Newsome 4-35; Slaughter 3-114-2TD; Middleton 3-12; Mack 2-19; Brennan 1-15; Metcalf 1-8.

BILLS STARTING LINEUPS

OFFENSE: QB - Jim Kelly; RB - Thurman Thomas; FB - Larry Kinnebrew; WR - Andre Reed, James Lofton; TE - Pete Metzelaars; LT - Will Wolford; LG - Jim Ritcher; C - Kent Hull; RG - Joe Devlin; RT - Howard Ballard

DEFENSE: LE - Art Still; NT - Fred Smerlas; RE - Bruce Smith; LLB - Cornelius Bennett; ILB - Shane Conlan, Scott Radecic; RLB - Darryl Talley; LCB - Kirby Jackson; RCB - Nate Odomes; SS - Dwight Drane; FS - Mark Kelso

BILLS GAME NOTES

- QB Jim Kelly set a personal playoff high of 405 yards passing against the Browns. The Bills' QB also set a new record for TD passes with 4 (old record - 2 by Joe Ferguson, twice).
- RB Thurman Thomas' 13 receptions tied an NFL record for catches in a playoff game. The record was set by San Diego TE Kellen Winslow in 1981 vs. Miami.
- WR Andre Reed (115 yds. receiving) and RB Thurman Thomas (150 yds. receiving) became the first two Bills' players to record 100-yard receiving performances in the same playoff game.

1990

AFC DIVISIONAL PLAYOFF

BILLS 44, Miami Dolphins 34

January 12, 1991 - Rich Stadium - (77,087)

Buffalo and Miami combined for a regulation-time NFL playoff record 78 points in a game dictated by inclement weather. QB Jim Kelly ran the no-huddle offense to a 13-3 first quarter lead in his first appearance since suffering a knee injury against the Giants on 12/15/90. Kelly hit WR Andre Reed on a 40-yard strike before Miami answered with a 49-yard Pete Stoyanovich FG. The next two Buffalo drives were capped off with FGs of 24 and 22 yards by K Scott Norwood. Buffalo and Miami then traded TDs in the second quarter snowfall when the Bills started the seesaw with a 5-yard TD scamper by RB Thurman Thomas. On Miami's next possession, QB Dan Marino connected on a 64-yard TD aerial to WR Mark Duper. But Kelly answered with a 13-yard TD pass to WR James Lofton. Miami then got a break when P Reggie Roby recovered a fumble at the Bills 47 and 7 plays later, Marino bootlegged in from 2 yards. In a 3rd quarter kickers' dual, Stoyanovich split the uprights from 22 yards out before Norwood drew claim to his 3rd FG of the day with a 28-yard shot. Miami drew to within a FG, 30-27, when Marino hit guard eligible Roy Foster with a 2-yard TD pass. But the Bills added 14 points to their 4th quarter lead when Thomas put the finishing touch on a 63-yard drive by strolling in from the 5. Buffalo wasted no time getting the ball back when LB Hal Garner forced a fumble



PLAYOFF GAME SUMMARIES

1990 DIVISIONAL PLAYOFF, continued

on the ensuing KO return. Just 2 plays later, Reed grabbed a 23-yard Kelly pass for the Bills final tally. The Dolphins made the final score 44-34 with an 8-yard Marino-to-WR Tony Martin TD pass.

DOLPHINS	3	14	3	14	-34
BILLS	13	14	3	14	-44

SCORING

TEAM	PERIOD	TIME	SCORING PLAY	DRIVE	SCORE
Buff.	1	1:54	Reed 40 yd pass Kelly (Norwood)	5/76	7-0
Mia.	1	8:00	Stoyanovich 49 yd FG	10+3/4	7-3
Buff.	1	10:11	Norwood 24 yd FG	6/57	10-3
Buff.	1	14:09	Norwood 22 yd FG	/33	13-3
Buff.	2	2:56	Thomas 5 yd run (Norwood)	/67	20-3
Mia.	2	5:06	Duper 64 yd pass Marino (Stoyanovich)	4/80	20-10
Buff.	2	9:49	Lofton 13 pass Kelly (Norwood)	11/6	27-10
Mia.	2	14:39	Marino 2 yd run (Stoyanovich)	7/47	27-17
Mia.	3	4:57	Stoyanovich 22 yd FG	8/62	27-20
Buff.	3	13:22	Norwood 28 yd FG	9/37	30-20
Mia.	4	0:55	Foster 2 yd pass Marino (Stoyanovich)	6/43	30-27
Buff.	4	4:32	Thomas 5 yd run (Norwood)	10+1/3	37-27
Buff.	4	5:08	Reed 26 yd pass Kelly (Norwood)	2/29	44-27
Mia.	4	13:45	Martin 8 yd pass Marino (Stoyanovich)	15/91	44-34

TEAM STATISTICS

	BILLS	DOLPHINS
First Downs	24	24
Rushes/Yards	37/ 54	27/107
Net Passing Yards	339	323
Passing (A-CI)	29-19-1	49-23-2
Sacked By Opponent	0-0	0-0
Punts/Average	1-47. 2-40.0	
Fumbles/Lost	3-	1-1
Penalties	4-30	4-32
Time Of Possession	27:34	32:26
Weather: Light drizzle, 32 degrees, WNW 14 MPH wind		

INDIVIDUAL STATISTICS

Rushing	BILLS: Thomas 32-117-2TDs, Kelly 3-37. Dolphins: Smith 21-99, Logan 5-6, Marino 1-2-1TD.
Passing	BILLS: Kelly 19-29-339-3TDs-1INT. Dolphins: Marino 23-49-323-3TDs-2INTs.
Receiving	BILLS: Lofton 7-149-1TD, Reed 4-122-2TDs, Thomas 3-38, McKeller 3-15, Edwards 1-12, K. Davis 1-3. Dolphins: Clayton 4-82, Martin 4-44-1TD, Jensen 4-38, Duper 3-113-1TD, Edmunds 3-21, Logan 2-8, Smith 1-9, Paige 1-6, Foster 1-2-1TD.

BILLS STARTING LINEUPS

OFFENSE: QB - Jim Kelly; RB - Thurman Thomas; WR - Al Edwards; WR - Andre Reed, James Lofton; TE - Keith McKeller; LT - Will Wolford; LG - Jim Ritcher; C - Kent Hull; RG - John Davis; RT - Howard Ballard

DEFENSE: LE - Leon Seals; NT - Jeff Wright; RE - Bruce Smith; LLB - Cornelius Bennett; ILB - Shane Conlan, Ray Bentley; RLB - Darryl Talley; LCB - Kirby Jackson; RCB - Nate Odomes; SS - Leonard Smith; FS - Mark Kelso

BILLS GAME NOTES

- The 78 total points scored in the Bills-Miami game set the NFL record for the most points scored in a regulation time playoff game.
- K Scott Norwood's three FGs tied a Bills' single game playoff record held by Pete Gogolak (12/26/65, AFL Championship at San Diego).

1990

AFC CHAMPIONSHIP GAME

BILLS 51, Los Angeles Raiders 3

January 20, 1991 - Rich Stadium - (80,324)

The Bills won their first AFC Championship with one of the most dominating performances ever displayed in a title game. Buffalo set the tone for the day by driving 75 yards after the opening KO and scored the initial TD when QB Jim Kelly picked up a bad shotgun snap and scrambled to find WR James Lofton for a 13-yard pass. After Raiders K Jeff Jaeger cut the lead to 7-3, the Buffalo onslaught began. RB Thurman Thomas ran for a 12-yard TD before LB Darryl Talley returned an INT 27 yards to extend the early lead to 21-3. The Bills' no-huddle offense showcased its power by scoring 20 more points in the 2nd quarter on 2 TD runs by RB Kenneth Davis and an 8-yard TD pass from Kelly to Lofton. Buffalo posted an impressive 41-3 halftime advantage, establishing an NFL postseason record for most points in a first half. Davis added his 3rd TD in the 4th quarter, tying an NFL playoff record for the most TDs in a game, while K Scott Norwood hit a 39-yard FG to provide the final margin. Thomas rushed for a Bills playoff record 138 yards as Buffalo gained a total of 502 yards compared to L.A.'s 320.



PLAYOFF GAME SUMMARIES

1990 AFC CHAMPIONSHIP, continued

RAIDERS	3	0	0	0	-3
BILLS	21	20	0	10	-51

SCORING

TEAM	PERIOD	TIME	SCORING PLAY	DRIVE	SCORE
Buff.	1	3:30	Lofton 13 yd pass Kelly (Norwood)	9/75	70
L.A.	1	5:49	Jaeger 19 yd FG	6/57	73
Buff.	1	6:59	Thomas 12 yd run (Norwood)	4/66	143
Buff.	1	11:51	Talley 27 yd INT return (Norwood)	0/0	213
Buff.	2	5:58	K. Davis 1 yd run (Norwood blk.)	13/5	273
Buff.	2	11:42	K. Davis 3 yd run (Norwood)	7/80	343
Buff.	2	6:23	Lofton 8 yd pass Kelly (Norwood)	6/61	413
Buff.	4	11:42	K. Davis 1 yd run (Norwood)	9/78	483
Buff.	4	2:47	Norwood 23 yd FG	4/6	513

TEAM STATISTICS

	BILLS	RAIDERS
First Downs	0	21
Rushes/Yards	46/22	28/151
Net Passing Yards	300	169
Passing (A-C)	23-17-1	39-15-6
Sacked By Opponent	0-0	1-7
Punts/Average	237.3-40.3	
Fumbles/Lost	3-	1-1
Penalties	6-32	2-28
Time of Possession	31:35	28:25
Weather: Light rain, 36 degrees, 10/15 MPH winds		

INDIVIDUAL STATISTICS

Rushing	BILLS: Thomas 25-138-1TD, Gardner 1-23, K. Davis 10-21-3TDs, Kelly 2-12, Mueller 3-6, D. Smith 3-3, Reich 2-(-1). Raiders: Bell 5-36, Evans 3-33, Schroeder 4-33, Allen 10-26, Smith 4-19, McCallum 1-4.
Passing	BILLS: Kelly 17-23-300-2TDs-1INT. Raiders: Schroeder 13-31-150-0TD-5INTs, Evans 2-8-26-0TD-1INT.
Receiving	BILLS: Lofton 5-113-2TDs, Thomas 5-61, McKeller 3-44, Reed 2-29, Tasker 2-53. Raiders: Fernandez 4-57, Horton 3-25, Gault 3-32, Bell 2-26, Allen 2-19, T. Brown 2-17.

BILLS STARTING LINEUPS

OFFENSE: QB - Jim Kelly; RB - Thurman Thomas; WR - Al Edwards; WR - Andre Reed, James Lofton; TE - Keith McKeller; LT - Will Wolford; LG - Jim Ritcher; C - Kent Hull; RG - John Davis; RT - Howard Ballard

DEFENSE: LE - Leon Seals; NT - Jeff Wright; RE - Bruce Smith; LLB - Cornelius Bennett; ILB - Shane Conlan, Ray Bentley; RLB - Darryl Talley; LCB - Kirby Jackson; RCB - Nate Odomes; SS - Leonard Smith; FS - Mark Kelso

BILLS GAME NOTES

- Buffalo recorded their most points in a playoff game and their largest margin of victory in club history by defeating the Raiders 51-3 (+48 pts.), breaking the old AFL/AFC Championship record held by San Diego (41 pts., 1/5/63).
- Buffalo's 6 INTs against the Raiders equaled the third-highest single-game total in NFL postseason history. LB Darryl Talley led the way with 2 INTs. Also, FS Mark Kelso, with his 1 INT, upped his career postseason total to 4, and became the Bills' all-time leading playoff interceptor.
- WR James Lofton recorded his second consecutive 100-yard receiving game with 113 yards vs. the Raiders.
- QB Jim Kelly set a new AFC Championship Game completion percentage record of 73.9% (old record - 70.8 by Jim Plunkett, 1983). The game also marked the third straight postseason contest in which Kelly had thrown for over 300 yards.

1990

SUPER BOWL XXV

New York Giants 20, **BILLS 19**

January 27, 1991 - Tampa Stadium - (73,813)

The Bills and Giants made the Silver Anniversary Super Bowl a historic one as the Giants narrowly edged the Bills, 20-19, in a battle later dubbed, "A Game for the Ages." Buffalo loyalists watched their hopes of a world championship sail wide right as K Scott Norwood's 47-yard FG attempt just missed its mark with only 4 seconds remaining. The Giants opened the evening's scoring on a 28-yard FG by K Matt Bahr before Buffalo answered with a 23-yarder by Norwood. The AFC Champions took their first lead of the game, 10-3, when RB Don Smith smashed in from the one. DE Bruce Smith then extended the lead by recording a rare Super Bowl safety when he sacked Giants' QB Jeff Hostetler in the end zone. After holding the Buffalo offense 2 consecutive series, the Giants regained momentum on an 87-yard drive that ended with a 14-yard TD strike from Hostetler to WR Stephen Baker just before the half ended. After receiving the 2nd half KO, the NFC Champions utilized their ball control offense and kept the Bills defense on the field for over 9 minutes on their way to a 76-yard scoring drive that climaxed with RB Otis Anderson bullying his way into the end zone from the one. New York took a 17-



PLAYOFF GAME SUMMARIES

1990 SUPER BOWL XXV, continued

12 lead, but the NFL's number one scoring machine struck back quickly behind the running of Thurman Thomas, who broke a number of tackles en route to a 31-yard TD scamper. On the next possession, Giants' K Matt Bahr split the uprights from 21 yards out with, what proved to be, the final score of the game. After the Bills defense forced the Giants to punt one last time, QB Jim Kelly and the offense started the final drive on their own 10-yard line with 2:16 left on the clock. Eight plays, 61 yards and 2:08 later, the Bills FG unit became the focus of attention for football fans around the world.

BILLS	3	9	0	7	-19
GIANTS	3	7	7	3	-20

SCORING

TEAM	PERIOD	TIME	SCORING PLAY	DRIVE	SCORE
N.Y.	1	7:46	Bahr 28 yd FG	11/58	0-3
Buff.	1	9:09	Norwood 23 yd FG	6/66	3-3
Buff.	2	2:30	D. Smith 1 yd run (Norwood)	12/8	10-3
Buff.	2	6:33	B. Smith safety (sack Hostetler)	0/0	12-3
N.Y.	2	14:35	S. Baker 14 yd pass Hostetler (Bahr)	10/87	12-10
N.Y.	3	9:29	Anderson 1 yd run (Bahr)	14/75	12-17
Buff.	4	:08	Thomas 31 yd run (Norwood)	4/6	19-17
N.Y.	4	7:40	Bahr 21 yd FG	14/74	19-20

TEAM STATISTICS

	BILLS	GIANTS
First Downs	8	24
Rushes/Yards	25/66	39/172
Net Passing Yards	205	214
Passing (A-C)	30-18-0	32-20-0
Sacked By Opponent	1/7	2/8
Punts/Average	6/38.5	4/43.8
Fumbles/Lost	1/0	0/0
Penalties	6/35	5/31
Time Of Possession	19:27	40:33
Weather: Mostly cloudy, 71 degrees, SE 5 MPH wind		

INDIVIDUAL STATISTICS

Rushing	BILLS: Thomas 15-135-1TD, Kelly 6-23, K. Davis 2-4, Mueller 1-3, D. Smith 1-1. Giants: Anderson 21-102-1TD, Meggett 9-48, Carlton 3-12, Hostetler 6-10.
Passing	BILLS: Kelly 18-30-212-0TD-0 INT. Giants: Hostetler 20-32-222-1TD-0 INT.
Receiving	BILLS: Reed 8-62, Thomas 5-55, K. Davis 2-23, McKeller 2-11, Lofton 1-61. Giants: Ingram 5-74, Bavaro 5-50, Cross 4-39, Baker 2-31-1TD, Meggett 2-18, Anderson 1-7, Carlton 1-3.

BILLS STARTING LINEUPS

OFFENSE: QB - Jim Kelly; RB - Thurman Thomas; FB - Jamie Mueller; WR - Andre Reed, James Lofton; TE - Keith McKeller; LT - Will Wolford; LG - Jim Rütcher; C - Kent Hull; RG - John Davis; RT - Howard Ballard

DEFENSE: LE - Leon Seals; NT - Jeff Wright; RE - Bruce Smith; LLB - Cornelius Bennett; ILB - Shane Conlan, Ray Bentley; RLB - Darryl Talley; LCB - Kirby Jackson; RCB - Nate Odomes; SS - Leonard Smith; FS - Mark Kelso

BILLS GAME NOTES

- RB Thurman Thomas led the Bills offense and recorded his third straight 100-yard playoff performance to become the Bills all-time rusher in postseason play
- DE Bruce Smith recorded the fifth safety in Super Bowl history.
- WR Andre Reed, RB Thurman Thomas, and WR James Lofton became the top three receivers in postseason history for the Bills.

BUFFALO BILLS' FIRSTS

First Regular Season Opponent.....	New York Titans, 9/11/60
First Regular Season Win.....	Boston Patriots, 9/23/60
First Monday Night Opponent/Win.....	Kansas City Chiefs, 10/23/73
First Opponent Shut Out.....	Boston Patriots, 9/23/60
First Preseason Opponent.....	Boston Patriots, 7/30/60
First Preseason Win.....	Denver Broncos, 8/13/60
First Overtime Opponent/Win.....	New England Patriots, 11/25/79
First Playoff Game.....	Boston Patriots, 12/28/63
First Playoff Win.....	San Diego Chargers, 12/26/64
First Player Ever Drafted.....	QB Richie Lucas (Penn State), 1960
First Regular Season Points.....	35 yard field goal by Darrell Harper vs. New York Titans, 9/11/60
First Regular Season TD.....	oneyard run by Wray Carlton vs. Denver, 9/18/60
First Super Bowl Appearance.....	Super Bowl XXV vs. New York Giants, 1/27/91



ATTENDANCE DATA

SEASON SEAT SALES AND ATTENDANCE

Year	Season Ticket Sales	Total Home Att.	Total Road Att.	Yearly Home/Road Att.	Yearly Games Played	Yearly Avg. Att.
1960	5,265	111,860	106,921	218,781	14	15,627
1961	6,330	133,408	99,324	232,732	14	16,624
1962	6,947	195,436	148,278	343,714	14	24,551
1963	9,996	*242,763	131,610	*374,373	*15	*24,958
1964	20,000	*297,566	212,973	*510,539	*15	*34,036
1965	26,303	306,685	*239,707	*546,392	*15	*36,426
1966	23,248	*341,207	273,629	*614,836	*15	*40,989
1967	23,562	280,461	248,277	528,738	14	37,767
1968	21,276	251,796	244,633	496,429	14	35,459
1969	22,654	286,466	323,698	610,164	14	43,583
1970	22,558	277,966	371,115	649,081	14	46,363
1971	21,671	274,441	383,763	658,204	14	47,015
1972	24,700	313,667	437,896	751,563	14	53,683
1973	52,474	531,270	402,558	933,828	14	66,702
1974	54,182	547,237	*457,692	*1,004,929	*15	*66,995
1975	43,184	514,386	387,257	901,643	14	64,403
1976	33,308	390,095	370,658	760,753	14	54,340
1977	20,624	286,413	386,700	673,113	14	48,080
1978	18,084	377,482	364,231	741,713	16	46,357
1979	20,287	451,140	391,100	842,240	16	52,640
1980	21,413	585,649	*415,297	*1,000,946	*17	*58,879
1981	30,288	601,712	*534,235	*1,135,947	*18	*63,108
1982	30,139	302,457	219,307	521,764	9	57,974
1983	21,324	479,924	342,835	822,759	16	51,422
1984	19,179	359,499	409,650	769,149	16	48,072
1985	19,031	303,145	421,916	725,061	16	45,316
1986	28,225	531,813	349,221	881,034	16	55,065
1987	33,625	437,187	370,932	808,119	15	53,875
1988	40,117	*702,352	*544,946	*1,247,298	*18	*69,294
1989	47,865	619,714	*483,102	*1,102,816	*17	*64,872
1990	46,037	*778,960	*574,860	*1,353,820	*19	*71,254
Totals	813,896	*12,114,157	*10,648,321	*22,762,478	*466	*48,847

* Includes playoff games

TOP TEN HOME ATTENDANCE

Attendance	Date	Opponent	W/L	Score
80,324*	Sun. 1/20/91	LA Raiders	W	51-3
80,235	Sun. 12/23/90	Miami	W	24-14
80,208	Sun. 10/29/89	Miami	W	31-17
80,076	Sun. 10/7/90	LA Raiders	W	38-4
80,074	Sun. 11/26/89	Cincinnati	W	24-7
79,951	Sun. 9/7/86	NY Jets	L	24-28
79,933	Mon. 10/3/83	NY Jets	L	10-34
79,876	Mon. 9/16/74	Oakland	W	21-20
79,864	Sun. 10/5/75	Denver	W	38-14
79,754	Sun. 9/6/81	NY Jets	W	31-0

* AFC Championship Game

TOP TEN ROAD ATTENDANCE

Attendance	Date	Opponent	W/L	Score
84,324	Sun. 12/15/74	at LA Rams	L	14-19
80,010	Sun. 10/22/72	at Miami	L	23-24
78,701	Sun. 12/7/75	at Miami	L	21-31
78,409	Sun. 11/15/87	at Cleveland	L	21-27
78,331	Sun. 11/4/90	at Cleveland	W	42-0
74,897	Sun. 9/25/77	at Denver	L	6-26
74,770	Sun. 11/4/73	at New Orleans	L	0-13
73,924	Mon. 12/27/82	at Miami	L	10-27
73,813*	Sun. 1/27/91	NY Giants	L	19-20
72,956	Sat. 12/19/81	at Miami	L	6-16



ALL-TIME TEAM RECORDS

BUFFALO BILLS ALL-TIME TEAM RECORDS

(all regular season records)

* Denotes 1982 and 1987 strike seasons.

WINS AND LOSSES

MOST WINS, SEASON

13 1990
12 (64),(88); 11 (80)

MOST CONSECUTIVE WINS

11 (12/8/63 to 11/8/64)
8 (9/29/90 to 11/18/90)

MOST LOSSES, SEASON

14 1984, (85)
13 (71)

MOST CONSECUTIVE LOSSES

15 (11/22/70 to 11/21/71)
14 (10/10/76 to 11/9/77)

TEAM OFFENSE

SCORING

MOST POINTS

SEASON 428 1990
420 (75); 409 (89)

FEWEST POINTS

SEASON 150 1982*
160 (77); 184 (71)

MOST TOUCHDOWNS

SEASON 57 1975
49 (89); 48 (64)

FEWEST TOUCHDOWNS

SEASON 18 1982 (9 games)*
19 (77); 21 (71)

MOST CONVERSIONS (PATs)

SEASON 51 1975
47 (64); 46 (89)

FEWEST CONVERSIONS (PATs)

SEASON 15 1982 (9 games)*
17 (77); 20 (71)

MOST FIELD GOALS ATTEMPTED

SEASON 46 1965
38 (66); 37 (88)

FEWEST FIELD GOALS ATTEMPTED

SEASON 13 1978
16 1975; 17 1985, 1977

MOST FIELD GOALS MADE

SEASON 32 1988
28 (65); 23 (89)

FEWEST FIELD GOALS MADE

SEASON 9 1982*(77),(75),(62),(61)

GAME 58 vs. Miami, 9/18/66
51 vs. Cincinnati, 9/9/79
50 vs. KC, 10/3/76

GAME 0, 17 times (last: 12/22/85 at Miami)

GAME 8 vs. Miami, 9/18/66

GAME 7 vs. Miami, 9/18/66
6, 4 times (last: vs. NY Jets,
9/21/75)

GAME 7 at Hou., 12/5/65
7 vs. Hou., 10/30/60

GAME 5 vs. Pitts., 9/25/88
5 vs. Hou., 12/5/65

FIRST DOWNS

MOST FIRST DOWNS

SEASON 334 1989
318 1975
317 1980

FEWEST FIRST DOWNS

SEASON 159 1968
180 (82*); 185 (71)

MOST 1st DOWNS RUSHING

SEASON 162 (75); 152 (73)

FEWEST 1st DOWNS RUSHING

SEASON 46 (64); 65 (67)

MOST 1st DOWNS PASSING

SEASON 177 1989
171 (83); 163 (81)

FEWEST 1st DOWNS PASSING

SEASON 60 1973
72 (68); 84 (82*)

MOST 1st DOWNS PENALTY

SEASON 38 ('83 and '86)
32 (87*)

FEWEST 1st DOWNS PENALTY

SEASON 7 1973
11 1964; 12 1970, (77)

GAME 30 vs. Hou., 9/20/87*
29, 4 times (last: vs. Den., 9/18/89)

GAME 4 vs. Balt., 10/10/71

GAME 20 vs. Denver, 10/5/75

GAME 0 at Chic., 10/2/88
0 vs. Balt., 10/10/71
0 at Miami, 12/20/70

GAME 24 vs. Hou., 11/1/64

GAME 0 vs. NY Jets, 9/29/74
0 at Clev., 11/17/74

GAME 8 vs. Hou., 9/20/87*



ALL-TIME TEAM RECORDS

TOTAL OFFENSE

MOST YARDS

SEASON 5853 1989
5640 1981
5467 1975

GAME 565 at Hou, 10/11/64
527 vs. NY Jets, 10/24/64
508 at Hou, 11/2/66

FEWEST YARDS

SEASON 2870 1968
2927 1982*
3326 1971

GAME 49 vs. Balt, 10/10/71
64 at Minn, 10/3/71
76 at Miami, 10/21/73

RUSHING

MOST RUSHING PLAYS

SEASON 605 1973
603 1980
588 1975

GAME 65 vs. KC, 10/29/73
64 vs. NY Jets, 9/21/75
62 at NY Jets, 12/16/73

FEWEST RUSHES

SEASON 319 1982*

NON-STRIKE SEASON 320 1971
367 1970

MOST YARDS RUSHING

SEASON 3088 1973
2974 1975

GAME 366 vs. NY Giants, 11/26/78
360 at NE, 9/16/73

FEWEST YARDS RUSHING

SEASON 1211 1960
1271 1967

GAME 0 at Chic, 10/2/88
4 vs. Balt, 10/10/71

MOST TOUCHDOWNS RUSHING

SEASON 26 1975
25 1964
21 1963

GAME 5 vs. NY Jets, 12/8/63;
vs. Giants, 11/26/78;
vs. Cincinnati, 9/9/79

FEWEST TOUCHDOWNS RUSHING

SEASON 3 1977
4 (83); 6 (71)

PASSING

MOST PASSES ATTEMPTED

SEASON 588 1984
571 (83); 517 (85)

GAME 58 at Cincinnati, 12/16/84
55 at Miami, 10/9/83
53 vs. Boston, 11/15/64

FEWEST PASSES ATTEMPTED

SEASON 213 1973
251 (74); 273 (82*)

GAME 2 vs. NY Jets, 9/29/74
5 at NY Jets, 12/16/73

MOST COMPLETIONS

SEASON 317 1983
298 (84); 294 (86)

GAME 38 at Miami, 10/9/83
36 at Cincinnati, 12/16/84
31, 3 times (last: 9/8/85 vs. SD)

FEWEST COMPLETIONS

SEASON 96 1973
128 (74); 149 (82*)

GAME 0 vs. NY Jets, 9/29/74
1 at Cleveland, 11/24/74
2 vs. NE, 12/9/73

MOST NET YDS GAINED PASSING

SEASON 3589 1989
3515 (81); 3363 (86)

GAME 407 at Miami, 10/9/83
405 at Houston, 10/11/64
371 vs. San Diego, 9/8/85

FEWEST YARDS GAINED PASSING

SEASON 997 1973
1343 (68); 1492 (74)

GAME -19 vs. Oak, 9/15/68
0 vs. NY Jets, 9/29/74
1 at Miami, 10/21/73

MOST TOUCHDOWN PASSES

SEASON 32 1989
30 1983
28 (90); (75)

GAME 5 at Houston, 9/24/89
5 at Miami, 10/9/83
5 vs. NY Jets, 9/23/79

FEWEST TOUCHDOWN PASSES

SEASON 4 1973
7 (68); 8 (82*)

TIMES SACKED

MOST

SEASON 60 1984
53 (70)

FEWEST

SEASON 12 1982*
16 (81); (66)

MOST

GAME 11 vs. Oak,
10/15/67



ALL-TIME TEAM RECORDS

INTERCEPTIONS THROWN

MOST SEASON	34 (64), (67) 32 (71)	FEWEST SEASON	11 1990 14 (73) 15 (74), (79)
MOST GAME	6 vs. Den., 9/18/60 6 vs. Hou., 11/10/74 6 vs. Miami, 11/21/82*		

PUNTING

MOST PUNTS SEASON	100 1968 96 (79); 92 (85)	GAME	11 vs. Oak., 10/15/67 11 at Hou., 12/7/68 11 at Dallas, 11/15/76
FEWEST PUNTS SEASON	35 1982* 61 (75); 62 (63), (88)	GAME	0 at NE, 11/3/74 0 vs. Indi., 9/9/90

PUNT RETURNS

MOST PUNT RETURNS SEASON	56 1974; 47 (67); 46 (64)	FAIR CATCHES MOST SEASON	34 1961 22 (60),(63) 18 (64),(72)
GAME	9 at Hou., 10/11/64 9 vs. Pitts., 12/12/82*	FEWEST SEASON	4 1974 5 (83); 6 (68),(85)
FEWEST PUNT RETURNS SEASON	19 1961 24 (62); 25 (72)	GAME	107 at Hou., 10/15/78 103 vs. Miami, 9/18/66
MOST YARDS ON PUNT RET. SEASON	460 1974 421 (64); 411 (66)	BEST AVG. PUNT RET. SEASON	11.9 1977 10.6 (65); 9.8 (61)
FEWEST YARDS ON PUNT RET. SEASON	119 1982* 152 (88); 163 (62)		

KICKOFF RETURNS

MOST KICKOFF RETURNS SEASON	76 1984 75 (76); 74 (71)	GAME	10 at Balt., 12/12/76 9 at Seattle, 10/30/77
FEWEST KICKOFF RETURNS SEASON	36 1982* 42 (73); 45 (87*), (65)		
MOST YARDAGE ON KICKOFF RETURNS SEASON	1673 1971 1594 (76); 1537 (68)	GAME	217 at Seattle, 10/30/77 208 at Balt., 12/12/76
FEWEST YARDS ON KICKOFF RETURNS SEASON	792 1982* 827 (80); 872 (87*)		
BEST AVERAGE-KO RETURNS SEASON	23.8 1969 23.5 (75); 23.2 (72)		

FUMBLES

MOST FUMBLES LOST SEASON	27 1970 26 (76); 25 (65)		
GAME	6 vs. Den., 12/2/79		
OPP. FUMBLES RECOVERED MOST SEASON	23 1976 21 (84); 20 (75),(80)	FEWEST SEASON	8 1972, (82*), (86)
MOST GAME	7 vs. Cinci., 11/30/69		

PENALTIES

MOST PENALTIES SEASON	144 1983 132 (85); 121 (84),(86)	GAME	19 at Miami, 12/22/85 15, 3 times (last at Atl., 12/18/83)
------------------------------	-------------------------------------	-------------	---



ALL-TIME TEAM RECORDS

PENALTIES, *continued*

FEWEST PENALTIES

SEASON 57 1960
62 (66); 65 (61)

MOST YARDS PENALIZED

SEASON 1108 1970
1103 (78); 1094 (83)

GAME 159 vs. Boston, 11/29/70
144 vs. Miami, 11/5/67
137 vs. Clev., 10/23/77

FEWEST YARDS PENALIZED

SEASON 511 1964
549 (61); 582 (82*)

GAME 4 at San Diego, 10/5/80
5 vs. Minn., 9/4/88

TEAM DEFENSE

FEWEST POINTS ALLOWED

SEASON 154 1982*
226 (65); 230 (73)

GAME 0, 16 times (last: 11/18/90 vs. NE)

MOST POINTS ALLOWED

SEASON 454 1984
394 (71); 381 (85)

GAME 58 at Balt., 12/12/76
56 at Seattle, 10/30/77
48 vs. Oak., 9/15/68

MOST FIRST DOWNS ALLOWED

SEASON 345 1984
334 (86); 332 (83)

GAME 34 at Cinci., 11/27/88
34 at Cinci., 11/17/75

FEWEST FIRST DOWNS ALLOWED

SEASON 151 1982*
191 (66); 200 (61)

GAME 5 at Hou., 10/11/64

MOST RUSHING 1st DOWNS ALLOWED

SEASON 171 1978
148 (83); 142 (85)

GAME 19 vs. Oak., 11/28/77

FEWEST RUSHING 1st DOWNS ALLOWED

SEASON 48 1964
49 (66); 61 (61)

GAME 0 vs. NE, 10/26/82*
0 at NY Jets, 10/30/66

MOST PASSING 1st DOWNS ALLOWED

SEASON 204 1986
186 (84); 162 (87*)

GAME 24 vs. Hou., 11/1/64
24 vs. Miami, 11/16/86

FEWEST PASSING 1st DOWNS ALLOWED

SEASON 72 1982*, 1968
95 (72); 97 (74)

GAME 0 vs. Chic., 10/7/79
0 vs. Hou., 11/10/85

MOST PENALTY 1st DOWNS ALLOWED

SEASON 39 1988
36 (83); 31 (81)

GAME 7, 3 times (last: at Miami, 10/9/83)

FEWEST PENALTY 1st DOWNS ALLOWED

SEASON 11 1966
12 (60); 13 (64); (69)

FEWEST YARDS ALLOWED

SEASON 2334 1982*
3474 (74); 3477 (67)

GAME 88 vs. Balt., 11/28/82*
94 vs. Pitts., 12/12/82*
104 vs. KC, 10/29/73

MOST YARDS ALLOWED

SEASON 5809 1983
5582 (84); 5540 (85)

GAME 559 at Seattle, 10/30/77
551 at Dal. Texans, 9/30/62
549 at Cinci., 11/17/75

FEWEST RUSHES BY OPPONENT

SEASON 268 1982*
300 (64); 344 (66)

GAME 7 vs. Oak., 10/5/63
9 at NY Jets, 10/30/66
10 vs. Den., 9/15/62

MOST RUSHES BY OPPONENT

SEASON 677 1978
617 (79); 589 (77)

GAME 64 at Oak., 11/28/77
62 vs. Chic., 10/7/79
55 at NE, 10/11/87*

FEWEST YARDS RUSHING ALLOWED

SEASON 913 1964
1034 (82*); 1051 (66)

GAME -11 at LA Chargers, 11/20/60
5 at NY Jets, 10/30/66
24 vs. Oak., 10/5/63
vs. Hou., 9/25/66

MOST YARDS RUSHING ALLOWED

SEASON 3228 1978
2503 (83); 2496 (71)

GAME 320 at Dal. Texans, 9/30/62
309 at Clev., 10/29/78
307 at Oak., 11/28/77

FEWEST PASSES BY OPPONENT

SEASON 256 1982*
303 (71); 308 (72)

GAME 7 vs. Cinci., 11/30/69
8 vs. Chic., 10/7/79
10, 3 times (last vs. Phx., 11/11/90)

MOST PASSES BY OPPONENT

SEASON 570 1986
517 (64); 508 (89)

GAME 68 vs. Hou., 11/1/64
56 vs. Den., 9/15/62
54 vs. Hou., 9/25/66



ALL-TIME TEAM RECORDS

TEAM DEFENSE, *continued*

FEWEST COMPLETIONS ALLOWED

SEASON	114 1982*	GAME	2 vs. Cincinnati, 11/30/69
	131 (72); 143 (68)		2 vs. NY Jets, 9/29/74
			3 vs. Balt., 11/28/82*

MOST COMPLETIONS ALLOWED

SEASON	343 1986	GAME	39 vs. Miami, 11/16/86
	300 (84); 286 (83)		37 vs. Hou., 11/1/64
			30 at Cincinnati, 11/17/75

FEWEST YARDS ALLOWED PASSING

SEASON	1300 1982*	GAME	-2 vs. Pitts., 12/12/82*
	1620 (74); 1825 (67)		1 at Balt., 10/13/74
			18 vs. Chi., 10/7/89

MOST YARDS ALLOWED PASSING

SEASON	3802 1986	GAME	464 vs. Hou., 10/29/61
	3476 (84); 3306 (83)		441 at Cincinnati, 11/17/75
			428 vs. Den., 9/15/62

LOWEST PERCENTAGE OF COMPLETIONS

SEASON	42.1 1968
	42.5 (72); 43.0 (67)

HIGHEST COMPLETION PERCENTAGE

SEASON	60.6 1984
	60.2 (86)
	59.6 (83)

SACKS OF OPPONENTS

MOST SEASON	50 1964	FEWEST SEASON	12 1982*
	47 (81); 46 (88)		17 (77); 22 (72),(78)
MOST GAME	11 at Den., 12/13/64		

INTERCEPTIONS

MOST INTERCEPTIONS BY DEFENSE

SEASON	36 1962	GAME	6, 4 times (last at Boston, 12/9/67)
	33 (60); 32 (65)		

FEWEST INTERCEPTIONS BY DEFENSE

SEASON	10 1986
	11 (70),(71); 13 (83),(82*)

MOST YARDS ON INT RETURNS BY DEFENSE

SEASON	505 1962	GAME	235 vs. NY Jets, 9/29/68
	475 (68); 472 (66)		

FEWEST YARDS ON INT RETURN BY DEFENSE

SEASON	89 1986
	93 (87*),(71)

WARMEST GAMES

TEMPERATURE/ CONDITIONS	GAME	DATE	W-L	SCORE
100/partly cloudy	*@Dallas	Aug. 14, 1982	W	14-10
97/clear	@San Diego	Sep. 16, 1979	L	19-27
90/clear	Miami	Sep. 4, 1983	L	0-12
89/clear	@Miami	Oct. 12, 1986	L	14-27
88/partly cloudy	*@Kansas City	Aug. 12, 1974	W	35-21
88/clear	@Miami	Sep. 17, 1978	L	24-31
88/clear	@Miami	Sep. 10, 1989	W	27-24
88/partly cloudy	@Miami	Sep. 16, 1990	L	7-30
87/partly cloudy	*#@St. Louis	Jul. 27, 1974	L	13-21
87/partly cloudy	@Tampa Bay	Sep. 26, 1976	W	14-9
87/clear	*\$Tampa Bay	Aug. 25, 1988	W	14-7

*Preseason

#at Canton, OH

\$at Vanderbilt, TN

COLDEST GAMES

TEMPERATURE/ CONDITIONS	GAME	DATE	W-L	SCORE
11/cloudy	LA Raiders	Dec. 11, 1988	W	37-21
16/clear	@NY Jets	Dec. 23, 1989	W	37-0
21/snow	Minnesota	Dec. 20, 1975	L	13-35
21/snow	@Kansas City	Dec. 3, 1978	L	10-14
22/clear	@NY Jets	Dec. 11, 1977	W	14-10
22/snow	Pittsburgh	Dec. 12, 1982	W	13-0
22/cloudy	@Pittsburgh	Dec. 15, 1985	L	24-30
24/partly cloudy	Denver	Dec. 2, 1979	L	16-19
25/cloudy	NY Giants	Nov. 26, 1978	W	41-17



ALL-TIME INDIVIDUAL RECORDS

BILLS ALL-TIME INDIVIDUAL RECORDS

(all regular season unless noted)

SERVICE

MOST SEASONS

13 Joe Devlin, T/G (76-82; 84-89)	11 Ken Jones, T (76-86)
12 Steve Freeman, S (75-86)	11 Reggie McKenzie, G (72-82)
12 Joe Ferguson, QB (73-84)	11 Mike Stratton, LB (62-72)
11 Fred Smerlas, NT (79-89)	11 JIM RITCHER, G (80-90)

(NOTE: all consecutive seasons except J. Devlin)

MOST GAMES (130 or more)

*197 Joe Devlin, T/G (76-82; 84-8)	*154 Charles Romes, CB (77-86)
*181 Steve Freeman, S (75-86)	*150 Ben Williams, DE (76-85)
*168 Fred Smerlas, NT (79-89)	*149 Reggie McKenzie, G (72-82)
*168 Joe Ferguson, QB (73-84)	*142 Mike Stratton, LB (62-72)
*168 JIM RITCHER, G (80-90)	*131 Mike Kadish, DT (73-81)
*161 Ken Jones, T (76-86)	*130 DARRYL TALLEY, LB (83-90)

MOST CONSECUTIVE GAMES

*155 Fred Smerlas, NT (79-89)	*140 Reggie McKenzie, G (72-82)
*154 Charles Romes, CB (77-86)	*129 Jim Dunaway, DT (61-69)
*147 Steve Freeman, S (75-84)	*128 Stew Barber, OT (61-69)

* Includes playoff games

SCORING

TOTAL POINTS

CAREER

560 SCOTT NORWOOD, K (85-90)
420 OJ Simpson, RB (69-77)
369 John Leypoldt, K (71-76)
248 Cookie Gilchrist, RB (62-64)
240 ANDRE REED (85-90)

SEASON

138 OJ Simpson, 1975
129 SCOTT NORWOOD, 1988
128 C. Gilchrist, 1962

GAME

30 C. Gilchrist vs. NY Jets, 12/8/63
24 Jerry Butler vs. NY Jets, 9/23/79
24 Roland Hooks vs. Cincinnati, 9/9/79
24 OJ Simpson vs. New Eng., 11/23/75

CONSECUTIVE GAMES SCORED

82 S. NORWOOD, from 9/9/86 (vs. NY Jets) to 12/30/90 (at Wash.)
33 J. Leypoldt, from 11/25/73 (at Balt.) to 9/13/76 (vs. Miami)

TOUCHDOWNS

CAREER

70 OJ Simpson (69-77)
40 ANDRE REED (85-90)
39 Elbert Dubenion (60-67)

GAME

5 C. Gilchrist vs. NY Jets, 12/8/63
4 J. Butler vs. NY Jets, 9/23/79
4 R. Hooks vs. Cincinnati, 9/9/79
4 OJ Simpson vs. New Eng., 11/23/75

SEASON

23 OJ Simpson, 1975
15 Cookie Gilchrist, 1962
14 Robb Riddick, 1988
14 C. Gilchrist, 1963

CONSECUTIVE GAMES TD SCORED

14 OJ Simpson, from 9/21/75 (vs. NY Jets) to 12/20/75 (vs. Minn.)

POINTS AFTER TDs (PATs)

CAREER

215 SCOTT NORWOOD (85-90)
147 John Leypoldt (71-76)
95 Nick Mike-Mayer (79-82)

GAME

7 Booth Lustig vs. Miami, 9/18/66
6, Nine times (last : S. NORWOOD, 11/11/90 vs. Phoenix)

SEASON

51 J. Leypoldt, 1975
48 S. NORWOOD, 1990
46 S. NORWOOD, 1989

CONSECUTIVE PATs

118 S. NORWOOD 11/9/86 (vs. Pitts.) to 12/4/89 (at Sea.)
66 P. Gogolak 10/3/64 (vs. Oak) to 12/12/65 (vs. KC)
38 J. Leypoldt 11/5/72 (vs. Miami) to 12/16/73 (at NY Jets)

BILLS "TEAM RUSHING TDs IN A SEASON" RECORD

While the Bills 1990 offense was most noted for its high-powered no-huddle attack, statistics show the running game was equally as important.

1. 1975—26 TDs	4. 1962—20 TDs
2. 1964—25 TDs	1973—20 TDs
3. 1963—21 TDs	1990—20 TDs



ALL-TIME INDIVIDUAL RECORDS

SCORING, continued

MOST FIELD GOALS

CAREER

115 SCOTT NORWOOD (85-90)
74 John Leypoldt (71-76)
48 Nick Mike-Mayer (79-82)

SEASON

32 S. NORWOOD, 1988
28 P. Gogolak, 1964
23 S. NORWOOD, 1989

GAME

5 P. Gogolak at Hou., 12/5/65
5 S. NORWOOD vs. Pitts., 9/25/88

CONSECUTIVE FIELD GOALS

13 S. NORWOOD 9/4/88 (vs. Minn.) to 10/2/88 (at Chic.)
10 S. NORWOOD 9/8/85 (vs. SD) to 11/3/85 (vs. Cinci.)

LONGEST FIELD GOAL

52 Joe Danelo vs. NY Jets, 9/23/84
52 John Leypoldt vs. Balt., 10/14/73
52 Grant Guthrie at Pitts., 10/11/70

MISCELLANEOUS SCORING (RETURNS)

FUMBLE RECOVERY FOR TD

accomplished 29 times (last: NATE ODOMES vs. Raiders 10/7/90)

LONGEST FUMBLE REC. TDS

87 Dave Kilson 9/25/83 vs. Hou.
61 Don Wilson 12/15/85 at Pitts.
56 MARK KELSO 11/15/87 at Clev.

BLOCKED FIELD GOAL FOR TD

M. KELSO at Houston, 9/24/89 (76 yds)
C. Romes vs. Miami, 9/2/79 (76 yds)
J. Dunaway vs. NY Jets, 11/13/66 (72 yds)
C. BENNETT vs. Denver, 9/30/90 (80 yds)

BLOCKED PUNT FOR TD

Accomplished 6 times (last: J. WILLIAMS (38 yds) vs. Raiders, 10/7/90)

SAFETIES

Accomplished 18 times (last: BRUCE SMITH at Tampa 12/4/88)

RUSHING

MOST ATTEMPTS

CAREER

2123 OJ Simpson (69-77)
1082 Joe Cribbs (80-83, 85)
819 Wray Carlton (60-67)

GAME

39 OJ Simpson vs. KC, 10/29/73
36 C. Gilchrist vs. NY Jets, 12/8/63
34 OJ Simpson at NY Jets, 12/16/73

SEASON

332 OJ Simpson, 1973
329 OJ Simpson, 1975
306 J. Cribbs, 1980

MOST YARDS GAINED

CAREER

10,183 OJ Simpson (69-77)
4,445 J. Cribbs (80-83, 85)
3,422 THURMAN THOMAS (88-90)

GAME

273 OJ Simpson at Detroit, 11/25/76
250 OJ Simpson at New Eng., 9/16/73
243 C. Gilchrist vs. NY Jets, 12/8/63

SEASON

2,003 OJ Simpson, 1973
1,817 OJ Simpson, 1975
1,503 OJ Simpson, 1976

MOST 100 YARD GAMES (CAREER)

41 OJ Simpson (69-77)
13 J. Cribbs (80-83,85)
11 T. THOMAS (88-90)

LONGEST SCORING RUNS

94 OJ Simpson vs. Pitts., 10/29/72
88 OJ Simpson vs. Pitts., 9/28/75
85 Greg Bell vs. Dallas, 11/18/84

LONGEST NON-SCORING RUNS

75 Terry Miller vs. Green Bay, 11/18/79
72 Wayne Patrick vs. Boston 10/11/69

BEST RUSHING AVERAGE (Min. 200 atts.)

CAREER

4.80 OJ Simpson, 1969-77
4.52 C. Gilchrist, 1962-64
4.41 T. THOMAS, 1988-90

GAME

13.45 W. Carlton at Houston, 12/5/65
11.89 T. THOMAS at NY Jets,
9/24/90

SEASON

6.03 OJ Simpson, 1973
5.64 W. Carlton, 1962
5.52 OJ Simpson, 1975



ALL-TIME INDIVIDUAL RECORDS

RUSHING, continued

MOST RUSHING TDS

CAREER

57 OJ Simpson, 1969-77
 31 C. Gilchrist, 1962-64
 29 W. Carlton, 1960-67

GAME

5 C. Gilchrist vs. NY Jets, 12/8/63
 4 R. Hooks vs. Cinci., 9/9/79

SEASON

16 OJ Simpson, 1975
 13 C. Gilchrist, 1962
 12 R. Riddick, 1988

CONSECUTIVE GAMES TD RUSHING

7 OJ Simpson, 11/9/75 (vs. Balt.) to 12/20/75 (vs. Minn.)
 7 C. Gilchrist, 9/30/62 (at Texans) to 11/11/62 (at SD)

PASSING

MOST ATTEMPTS

CAREER

4166 J. Ferguson (73-84)
 2240 J. Kemp (62-69)
 2088 J. KELLY (86-90)

GAME

55 J. Ferguson at Miami, 10/9/83
 49 J. Kemp vs. Denver, 12/2/69
 49 J. Green vs. Houston, 10/30/60

SEASON

508 J. Ferguson, 1983
 498 J. Ferguson, 1981
 480 J. KELLY, 1986

MOST COMPLETIONS

CAREER

2188 J. Ferguson (73-84)
1251 J. KELLY (86-90)
 1040 J. Kemp (62-69)

GAME

38 J. Ferguson at Miami, 10/9/83
 31 J. Ferguson vs. NY Jets, 9/23/84
 31 V. Ferragamo vs. San Diego, 9/8/85

SEASON

285 J. KELLY, 1986
 281 J. Ferguson, 1983
 269 J. KELLY, 1988

MOST YARDS PASSING

CAREER

27,590 J. Ferguson (73-84)
15,730 J. KELLY (86-90)
 15,138 J. Kemp (62-69)

GAME

419 J. Ferguson at Miami, 10/9/83
 378 J. Kemp at Houston, 10/11/64
 377 V. Ferragamo vs. SD, 9/8/85

SEASON

3,652 J. Ferguson, 1981
3,593 J. KELLY, 1986
 3,572 J. Ferguson, 1979

MOST 300 YARD GAMES (CAREER)

10 J. Ferguson (73-84)
10 J. KELLY (86-90)
 3 J. Kemp (62-69)
 3 D. Shaw (70-73)

MOST TOUCHDOWN PASSES

CAREER

181 J. Ferguson, 1973-84
105 J. KELLY, 1986-89
 77 J. Kemp, 1962-69

GAME

5 J. KELLY at Houston, 9/24/89
 5 J. Ferguson at Miami, 10/9/83
 5 J. Ferguson vs. NY Jets, 9/23/79

SEASON

26 J. Ferguson, 1983
25 J. KELLY, 1989
 25 J. Ferguson, 1975

MOST PASSES HAD INTERCEPTED

CAREER

190 J. Ferguson (73-84)
 132 J. Kemp (62-69)
72 J. KELLY (86-90)

GAME

6 J. Ferguson vs. Houston, 11/10/74
 5, Five times (last: J. Ferguson, 11/27/83 at LA Rams)

SEASON

26 D. Shaw, 1971
 26 J. Kemp, 1967
 26 J. Kemp, 1964

LOWEST INTERCEPTION PCT.

CAREER

3.45 J. KELLY (86-90)
 4.24 J. Green (60-61)
 4.56 J. Ferguson (73-84)

SEASON

0.66 J. Ferguson, 1976
2.60 J. KELLY, 1990
 2.63 J. KELLY, 1987



ALL-TIME INDIVIDUAL RECORDS

PASSING continued

MOST CONSECUTIVE GAMES TD PASS THROWN

18 J. KELLY 11/2/86 (at Tampa) to 12/14/87 (at Indi.)

LONGEST PASS PLAY

94 J.Kemp-C.Bass at Houston, 10/11/64
92 J.Ferguson-F.Lewis at Miami, 9/17/78
89 J.Kemp-E.Dubenion at Kansas City, 10/13/63

BEST PASSING PERCENTAGE

CAREER

59.91 (1251 of 2088) J. KELLY (86-90)
52.95 (485 of 916) D. Shaw (70-73)
52.52 (2188 of 4166) J. Ferguson (73-84)

SEASON

63.29 J. KELLY, 1990 (219 of 346)
59.67 J. KELLY, 1987 (250 of 419)
59.51 J. KELLY, 1988 (269 of 45)

RECEIVING

MOST RECEPTIONS

CAREER

388 ANDRE REED (85-90)
296 Elbert Dubenion (60-67)
295 Bob Chandler (71-78)

SEASON

88 A. REED, 1989
71 A. REED, 1988
71 A. REED, 1990

GAME

13 Greg Bell vs. SD, 9/8/85
13 A. REED vs. Den., 9/18/89
12 Glenn Bass at Oak., 12/3/61
12 Bill Miller vs. Oak., 10/5/63

MOST PASS RECEPTION YARDAGE

CAREER

5353 A. REED (85-90)
5309 E. Dubenion (60-67)
4638 F. Lewis (78-83)

SEASON

1312 A. REED, 1989
1244 F. Lewis, 1981
1139 E. Dubenion, 1964

GAME

255 J. Butler vs. NY Jets, 9/23/79
231 G. Bass at NY Jets, 11/8/64
218 E. Dubenion vs. NY Jets, 10/24/64

MOST TOUCHDOWN PASSES CAUGHT

CAREER

39 A. REED (85-90)
35 E. Dubenion (60-67)
34 B. Chandler (71-78)

SEASON

10 B. Chandler, 1976
10 E. Dubenion, 1964
9 A. REED, 1989

GAME

4 J. Butler vs. NY Jets, 9/23/79
3 J. Cribbs vs. Clev., 11/1/81
3 B. Chandler vs. KC, 10/3/76
3 W. Carlton vs. Oak., 10/23/60

MOST CONSECUTIVE GAMES CAUGHT TD PASS

5 E. Dubenion 9/26/64 (vs. SD) to 10/24/64 (vs. NY Jets)

MOST CONSECUTIVE GAMES CAUGHT PASS

42 A. REED 11/30/86 (at KC) to 10/22/89 (vs. NY Jets)
42 E. Dubenion 11/5/61 (vs. Oak.) to 11/1/64 (vs. Hou.)
37 Marlin Briscoe 10/19/69 (at Oak.) to 12/19/71 (at KC)

MOST 100 YARD GAMES (CAREER)

16 E. Dubenion (60-68)
15 A. REED (85-90)
14 F. Lewis (78-83)

HIGHEST AVERAGE GAIN

CAREER

18.09 Haven Moses (68-72)
17.94 E. Dubenion (60-68)
17.28 G. Bass (61-66)

SEASON

27.12 E. Dubenion, 1964
22.88 C. Burkett, 1986
20.86 G. Bass, 1964

INTERCEPTIONS

MOST PASSES INTERCEPTED

CAREER

40 George Byrd (64-70)
37 Tony Greene (71-79)
28 Charles Romes (77-86)

SEASON

10 Tom Janik, 1967
10 Billy Atkins, 1961

GAME

3, Seven times (last: Jeff Nixon vs. Miami, 9/7/80)



ALL-TIME INDIVIDUAL RECORDS

INTERCEPTIONS, *continued*

MOST CONSECUTIVE GAMES PASSES INTERCEPTED

4 by five players: T. Janik (67), T. Greene (74),
D. Harrison (75), M. Clark (77), J. Nixon (79-80).

MOST YARDS ON INTERCEPTIONS RETURNS

CAREER

666 George Byrd (64-70)
628 Tony Greene (71-79)
495 Tom Janik (65-68)

GAME

137 T. Janik vs. NY Jets, 9/29/68
111 K. Lee vs. New Eng. 10/8/72
101 T. Greene vs. KC 10/3/76

SEASON

222 T. Janik, 1967
180 M. KELSO, 1988
178 C. Byrd, 1964

MOST TOUCHDOWNS ON INTERCEPTIONS

CAREER

5 George Byrd (64-70)
5 Tom Janik (65-68)
3 Steve Freeman (75-80)

SEASON

2 B. Edgerson, 1968
2 T. Janik, 1967
2 T. Janik, 1966

GAME

1, 46 times (last: D. TALLEY at Clev.
11/4/90)

LONGEST INTERCEPTION RETURNS

101 T. Greene vs. KC, 10/3/76 (TD)
100 T. Janik vs. NY Jets, 9/29/68 (TD)
91 B. Edgerson vs. Hou., 11/1/64 (no TD)
85 C. Romes vs. NY Jets, 9/10/78 (TD)

PUNTING

MOST PUNTS

CAREER

552 Paul Maguire (64-70)
446 John Kidd (84-89)
277 Greg Cater (80-83)

GAME

11 Marv Bateman at Dal., 11/15/76
11 P. Maguire at Hou., 12/7/68
11 P. Maguire vs. Oak., 10/15/67

SEASON

100 Paul Maguire, 1968
96 Rusty Jackson, 1979
92 John Kidd, 1985

BEST AVERAGE

CAREER

42.12 Paul Maguire (64-70)
41.91 Billy Atkins (60-63)
41.74 Marv Bateman (74-77)

GAME

55.14 P. Maguire vs. Hou., 9/21/69
(7 for 386)
51.89 B. Atkins vs. Boston, 9/23/61
(9 for 467)
51.30 P. Maguire at SD, 9/4/66

SEASON

44.50 P. Maguire, 1969
44.48 B. Atkins, 1961
43.12 P. Maguire, 1967

LONGEST PUNTS

78 M. Bateman vs. Hou., 9/19/76
78 P. Maguire vs. Hou., 9/21/69
75 M. Bateman vs. Wash., 12/4/77

MOST PUNTS INSIDE 20-YARD LINE

CAREER

130 P. Maguire (64-70)
111 John Kidd (84-89)
65 Greg Cater (80-83)

SEASON

33 John Kidd, 1985
24 Greg Cater, 1983
24 P. Maguire, 1968
23 P. Maguire, 1964

GAME

5, five times (last J. Kidd 10/29/89 vs.
Miami)

* In-20 official NFL stat since 1976

PUNT BLOCKED

CAREER

5 M. Bateman (74-77)
4 J. Kidd (84-89)

SEASON

2, Five times (last: J. Kidd, 1989)

GAME

1, 21 times (last: J. Kidd 9/24/89 at Hou.)



ALL-TIME INDIVIDUAL RECORDS

KICKOFF RETURNS

MOST RETURNS

CAREER

101 Keith Moody (76-79)
70 Charley Warner (64-66)
63 Robb Riddick (81-88)

SEASON

39 Van Williams, 1984
39 Max Anderson, 1968
37 Wallace Francis, 1974

MOST YARDS KICKOFF RETURNS

CAREER

2168 K. Moody (76-79)
1792 C. Warner (64-66)
1634 W. Francis (73-74)

SEASON

971 M. Anderson, 1968
947 W. Francis, 1974
923 Vic Washington, 1975

HIGHEST AVERAGE

CAREER

30.00 OJ Simpson (69-77) 33 for 990
27.23 W. Francis (73-74) 60 for 1634
26.78 Mike Mosley (82-84) 27 for 723

SEASON

30.50 Ed Rutkowski, 1963 (13 for 396)
29.87 W. Francis, 1973 (23 for 687)
27.06 M. Mosley, 1982 (18 for 487)

GAME

70.50 OJ Simpson vs. NY Jets, 10/4/70 (2 for 141)
52.33 M. Anderson (9/22/68 vs. Cinci.)

MOST TOUCHDOWNS KICKOFF RETURNS

CAREER

3 C. Warner (64-66)
2 W. Francis (73-74)

SEASON

2 W. Francis, 1973
2 C. Warner, 1965

LONGEST TOUCHDOWN KICKOFF RETURNS

102 C. Brown vs. Baltimore, 9/24/78
102 C. Warner at Boston, 11/7/65
101 W. Francis vs. Phila., 10/7/73

LONGEST NON-SCORING KICKOFF RETURNS

85 DON BEEBE at Atlanta, 11/5/89
79 Roland Hooks at Miami, 12/5/76
74 W. Francis at New Eng., 11/3/74

GAME

8 Keith Moody at Seattle, 10/30/77
7 Van Williams at New Eng. 11/11/84
6, six times.

GAME

185 K. Moody at Seattle, 10/30/77
179 C. Warner vs. NY Jets 10/30/66
179 V. Williams at New Eng. 11/11/84

GAME

1, 12 times (last: Curtis Brown 9/24/78 vs. Balt.)

PUNT RETURNS

MOST RETURNS

CAREER

88 Keith Moody (76-79)
85 George Byrd (64-70)
68 Ed Rutkowski (63-68)
68 Donnie Walker (73-74)

SEASON

43 D. Walker, 1974
42 R. Riddick, 1983
38 K. Moody, 1979

MOST FAIR CATCHES

CAREER

31 E. Rutkowski (63-68)
29 K. Moody (76-79)
23 R. Pitts (86-87)
23 G. Byrd (64-70)
17 G. Bass (61-66)

GAME

8 Tommy Pharr at NY Jets, 10/25/70
6 D. Walker vs. Houston, 11/10/74
6 G. Byrd vs. Denver, 11/19/67
6 E. Rutkowski at Houston, 10/11/64

SEASON

17 G. Bass, 1961
13 J. Kulbacki, 1960
12 R. Pitts, 1987
11 R. Pitts, 1986
10 K. Moody, 1979
10 D. Bohling, 1961

MOST YARDS GAINED PUNT RETURNS

CAREER

920 K. Moody (76-79)
594 D. Walker (73-74)
581 G. Byrd (64-70)

SEASON

384 D. Walker, 1974
318 K. Moody, 1979
317 H. Clarke, 1964

GAME

97 H. Clarke 9/26/64 (vs. SD)



ALL-TIME INDIVIDUAL RECORDS

PUNT RETURNS, *continued*

HIGHEST AVERAGE

CAREER

10.45 (88 for 920) Keith Moody (76-79)

9.35 (49 for 458) Don Wilson (84-85)

8.97 (61 for 583) Hagood Clarke (64-66)

SEASON

13.1 (15 for 196) K. Moody, 1977

12.6 (19 for 240) K. Moody, 1978

11.6 (18 for 209) E. Rutkowski, 1966

GAME

82.0 (1 for 82) K. Moody 10/15/78 (at Hou.)

MOST TOUCHDOWNS PUNT RETURNS

CAREER

3 K. Moody (76-79)

2 H. Clarke (64-68)

SEASON/GAME

1, 13 times (last: R. Pitts 11/2/86 at Tampa)

LONGEST SCORING PUNT RETURNS

91 K. Moody vs. Clev., 10/23/77

82 K. Moody at Hou., 10/15/78

82 H. Clarke at NY Jets, 11/3/68

LONGEST NON-SCORING PUNT RETURNS

54 T. Pharr, at Boston, 11/1/70

52 D. Walker, at NY Jets, 12/8/74

45 W. West, at NY Titans, 12/8/61

FUMBLES

MOST FUMBLES

CAREER

76 J. Ferguson (73-84)

55 J. Kemp (62-69)

54 OJ Simpson (69-77)

SEASON

16 J. Cribbs, 1980

14 J. Ferguson, 1975

14 J. Kemp, 1967

FUMBLE RECOVERIES

MOST OPP. REC. (Career)

12 J. Dunaway (63-71)

11 T. Greene (71-79)

10 F. Smerlas (79-89)

MOST OPP. REC. (Season)

5 R. McDole, 1965

5 M. Krakau, 1976

5 R. McClanahan, 1978

MOST OWN REC. (Career)

33 J. Ferguson (73-84)

26 J. Kemp (62-69)

10 B. Shaw (61-69)

MOST OWN REC. (Season)

7 J. Ferguson, 1977

6 J. Green, 1960

O.J. Simpson (1969-77)

Currently, O.J. Simpson is the only former member of the Buffalo Bills in the Pro Football Hall of Fame...Simpson was inducted into the shrine in 1985...He played with the Bills from 1969-77 before finishing his career with San Francisco in 1978-79...His greatest moment with the Bills came in 1973 when he became the first pro runner to gain 2,000 yards in one season...Simpson finished with 2,003 yards that year and is still the Bill's all-time leading rusher with 10,183 yards.

O.J. SIMPSON'S 2003-YARD SEASON

DATE	OPPONENT	ATT	YARDS	AVG	TD
9/16	at New England	29	250	.6	2
9/23	at San Diego	22	103	.7	1
9/30	New York Jets	24	123	.1	0
10/7	Philadelphia	27	171	.3	1
10/14	Baltimore	22	166	7.5	2
10/21	at Miami	14	55	3.9	0
10/29	Kansas City	39	157	4.0	2
11/4	at New Orleans	20	79	3.9	0
11/11	Cincinnati	20	99	4.9	1
11/18	Miami	20	1	6.0	0
11/25	at Baltimore	15	124	8.	1
12/2	at Atlanta	24	137	5.	0
12/9	New England	22	219	1.0	1
12/16	at N.Y. Jets	34	200	.0	1
TOTALS		332	2003	6.0	12



TEAM PLAYOFF RECORDS

OFFENSE

FIRST DOWNS

MOST TOTAL FIRST DOWNS

- 30 VS LA RAIDERS, JAN. 20, 1991
- 24 AT CLEVELAND, JAN. 6, 1990
- VS MIAMI, JAN. 12, 1991
- 21 VS SAN DIEGO, DEC. 26, 1964
- AT CINCINNATI, JAN. 3, 1982
- 18 VS HOUSTON, JAN. 1, 1989
- VS NY GIANTS, JAN. 27, 1991

FEWEST TOTAL FIRST DOWNS

- 9 VS KANSAS CITY, JAN. 1, 1967
- 10 AT CINCINNATI, JAN. 8, 1989
- 13 VS BOSTON, DEC. 28, 1963
- 14 AT SAN DIEGO, DEC. 26, 1965

MOST RUSHING FIRST DOWNS

- 14 VS LA RAIDERS, JAN. 20, 1991
- 12 VS SAN DIEGO, DEC. 26, 1964
- 11 AT CINCINNATI, JAN. 3, 1982
- 8 VS NY GIANTS, JAN. 27, 1991

FEWEST RUSHING FIRST DOWNS

- 0 VS BOSTON, DEC. 28, 1963
- 2 VS KANSAS CITY, JAN. 1, 1967
- AT CINCINNATI, JAN. 8, 1989
- AT CLEVELAND, JAN. 6, 1990
- 4 AT SAN DIEGO, DEC. 26, 1965
- AT NY JETS, DEC. 27, 1981

MOST PASSING FIRST DOWNS

- 20 AT CLEVELAND, JAN. 6, 1990
- 16 VS MIAMI, JAN. 12, 1991
- 15 VS LA RAIDERS, JAN. 20, 1991
- 11 VS BOSTON, DEC. 28, 1963
- AT NY JETS, DEC. 27, 1981

FEWEST PASSING FIRST DOWNS

- 7 VS KANSAS CITY, JAN. 1, 1967
- 8 VS SAN DIEGO, DEC. 26, 1964
- AT CINCINNATI, JAN. 3, 1982
- AT CINCINNATI, JAN. 8, 1989

MOST PENALTY FIRST DOWNS

- 3 VS HOUSTON, JAN. 1, 1989
- 2 VS BOSTON, DEC. 28, 1963
- AT SAN DIEGO, JAN. 3, 1981
- AT CINCINNATI, JAN. 3, 1982
- AT CLEVELAND, JAN. 6, 1990

FEWEST PENALTY FIRST DOWNS

- 0 VS KANSAS CITY, JAN. 1, 1967
- AT PITTSBURGH, DEC. 22, 1974
- AT NY JETS, DEC. 27, 1981
- AT CINCINNATI, JAN. 8, 1989

TOTAL OFFENSE

MOST TOTAL YARDS

- 502 VS LA RAIDERS, JAN. 20, 1991
- 493 VS MIAMI, JAN. 12, 1991
- 453 AT CLEVELAND, JAN. 6, 1990
- 387 VS SAN DIEGO, DEC. 26, 1964

FEWEST TOTAL YARDS

- 181 AT CINCINNATI, JAN. 8, 1989
- 244 AT SAN DIEGO, JAN. 3, 1981
- 255 VS KANSAS CITY, JAN. 1, 1967
- 260 AT SAN DIEGO, DEC. 26, 1965

MOST TOTAL PLAYS

- 73 AT CLEVELAND, JAN. 6, 1990
- 69 VS LA RAIDERS, JAN. 20, 1991
- 66 AT SAN DIEGO, JAN. 3, 1981
- VS MIAMI, JAN. 12, 1991
- 63 VS SAN DIEGO, DEC. 26, 1964
- VS HOUSTON, JAN. 1, 1989

FEWEST TOTAL PLAYS

- 44 VS KANSAS CITY, JAN. 1, 1967
- 47 AT PITTSBURGH, DEC. 22, 1974
- 50 AT CINCINNATI, JAN. 8, 1989
- 56 VS NY GIANTS, JAN. 27, 1991

RUSHING

MOST YARDS RUSHING

- 219 VS SAN DIEGO, DEC. 26, 1964
- 202 VS LA RAIDERS, JAN. 20, 1991
- 166 VS NY GIANTS, JAN. 27, 1991
- 154 VS MIAMI, JAN. 12, 1991

FEWEST YARDS RUSHING

- 7 VS BOSTON, DEC. 28, 1963
- 40 VS KANSAS CITY, JAN. 1, 1967
- 45 AT CINCINNATI, JAN. 8, 1989
- 49 AT CLEVELAND, JAN. 6, 1990

MOST RUSHING ATTEMPTS

- 46 VS LA RAIDERS, JAN. 20, 1991
- 41 VS SAN DIEGO, DEC. 26, 1964
- 37 VS MIAMI, JAN. 12, 1991
- 36 AT SAN DIEGO, DEC. 26, 1965

FEWEST RUSHING ATTEMPTS

- 12 VS BOSTON, DEC. 28, 1963
- 13 VS KANSAS CITY, JAN. 1, 1967
- 17 AT CINCINNATI, JAN. 8, 1989
- 18 AT CLEVELAND, JAN. 6, 1990

MOST TOUCHDOWNS RUSHING

- 4 VS LA RAIDERS, JAN. 20, 1991
- 2 VS SAN DIEGO, DEC. 26, 1964
- AT CINCINNATI, JAN. 3, 1982
- VS HOUSTON, JAN. 1, 1989
- VS MIAMI, JAN. 12, 1991
- VS NY GIANTS, JAN. 27, 1991

FEWEST TOUCHDOWNS RUSHING

- 0 VS BOSTON, DEC. 28, 1963
- AT SAN DIEGO, DEC. 26, 1965
- VS KANSAS CITY, JAN. 1, 1967
- AT PITTSBURGH, DEC. 22, 1974
- AT CINCINNATI, JAN. 8, 1989
- AT CLEVELAND, JAN. 6, 1990

PASSING

MOST NET YARDS PASSING

- 404 AT CLEVELAND, JAN. 6, 1990
- 339 VS MIAMI, JAN. 12, 1991
- 300 VS LA RAIDERS, JAN. 20, 1991
- 279 VS BOSTON, DEC. 28, 1963

FEWEST NET YARDS PASSING

- 136 AT CINCINNATI, JAN. 8, 1989
- 147 AT SAN DIEGO, JAN. 3, 1981
- 152 AT SAN DIEGO, DEC. 26, 1965
- 164 AT PITTSBURGH, DEC. 22, 1974

MOST PASSES ATTEMPTED

- 54 AT CLEVELAND, JAN. 6, 1990
- 45 VS BOSTON, DEC. 28, 1963
- 34 AT NY JETS, DEC. 27, 1981
- 33 VS HOUSTON, JAN. 1, 1989

FEWEST PASSES ATTEMPTED

- 20 VS SAN DIEGO, JAN. 26, 1964
- AT SAN DIEGO, JAN. 26, 1965
- 26 AT PITTSBURGH, DEC. 22, 1974
- 27 VS KANSAS CITY, JAN. 1, 1967

MOST PASSES COMPLETED

- 28 AT CLEVELAND, JAN. 6, 1990
- 19 VS BOSTON, DEC. 28, 1963
- VS HOUSTON, JAN. 1, 1989
- VS MIAMI, JAN. 12, 1991
- 18 VS NY GIANTS, JAN. 27, 1991
- 17 AT NY JETS, DEC. 27, 1981
- VS LA RAIDERS, JAN. 20, 1991

FEWEST PASSES COMPLETED

- 9 AT SAN DIEGO, DEC. 26, 1965
- 10 VS SAN DIEGO, DEC. 26, 1964
- 11 AT PITTSBURGH, DEC. 22, 1974
- 12 VS KANSAS CITY, JAN. 1, 1967



TEAM PLAYOFF RECORDS

MOST PASSES HAD INTERCEPTED

- 4 VS BOSTON, DEC. 28, 1963
AT NY JETS, DEC. 27, 1981
- 3 AT SAN DIEGO, JAN. 3, 1981
AT CINCINNATI, JAN. 8, 1989

FEWEST PASSES HAD INTERCEPTED

- 0 VS SAN DIEGO, DEC. 26, 1964
AT PITTSBURGH, DEC. 22, 1974
VS NY GIANTS, JAN. 27, 1991

MOST INTERCEPTION RETURN YARDS ALLOWED

- 79 (4 RETURNS) AT NY JETS, DEC. 27, 1981
- 36 (2 RETURNS) AT SAN DIEGO, DEC. 26, 1965
- 28 (1 RETURN) VS HOUSTON, JAN. 1, 1989
- 25 (2 RETURNS) AT CINCINNATI, JAN. 8, 1989

MOST TOUCHDOWN PASSES

- 4 AT CLEVELAND, JAN. 6, 1990
- 3 VS MIAMI, JAN. 12, 1991
- 2 AT PITTSBURGH, DEC. 22, 1974
AT NY JETS, DEC. 27, 1981
VS LA RAIDERS, JAN. 20, 1991

FEWEST TOUCHDOWN PASSES

- 0 VS SAN DIEGO, DEC. 26, 1964
VS HOUSTON, JAN. 1, 1989
VS NY GIANTS, JAN. 27, 1991

MOST SACKS ALLOWED

- 4 VS KANSAS CITY, JAN. 1, 1967
- 3 AT SAN DIEGO, JAN. 3, 1981
AT CINCINNATI, JAN. 8, 1989

FEWEST SACKS ALLOWED

- 0 AT PITTSBURGH, DEC. 22, 1974
AT CINCINNATI, JAN. 3, 1982
VS MIAMI, JAN. 12, 1991
VS LA RAIDERS, JAN. 20, 1991

PENALTIES

MOST TIMES PENALIZED

- 9 VS BOSTON, DEC. 28, 1963
- 8 AT NY JETS, DEC. 27, 1981
VS HOUSTON, JAN. 1, 1989

FEWEST TIMES PENALIZED

- 2 AT SAN DIEGO, DEC. 26, 1965
- 3 VS SAN DIEGO, DEC. 26, 1964
VS KANSAS CITY, JAN. 1, 1967
AT PITTSBURGH, DEC. 22, 1974

MOST YARDS PENALIZED

- 100 (9 PENALTIES) VS BOSTON, DEC. 28, 1963
- 60 (8 PENALTIES) AT NY JETS, DEC. 27, 1981
- 57 (8 PENALTIES) VS HOUSTON, JAN. 1, 1989
- 56 (6 PENALTIES) AT CINCINNATI, JAN. 3, 1982

FEWEST YARDS PENALIZED

- 15 (3 PENALTIES) AT PITTSBURGH, DEC. 22, 1974
- 21 (2 PENALTIES) AT SAN DIEGO, DEC. 26, 1965
- 23 (3 PENALTIES) VS KANSAS CITY, JAN. 1, 1967
- 30 (4 PENALTIES) VS MIAMI, JAN. 12, 1991

FUMBLES

MOST FUMBLES

- 3 (2 LOST) VS BOSTON, DEC. 28, 1963
(2 LOST) VS KANSAS CITY, JAN. 1, 1967
(1 LOST) VS MIAMI, JAN. 12, 1991
(0 LOST) VS LA RAIDERS, JAN. 20, 1991

FEWEST FUMBLES

- 0 VS SAN DIEGO, DEC. 26, 1964
AT SAN DIEGO, DEC. 26, 1965
AT CINCINNATI, JAN. 3, 1982
AT CINCINNATI, JAN. 8, 1989

SCORING

MOST POINTS

- 51 VS LA RAIDERS, JAN. 20, 1991
- 44 VS MIAMI, JAN. 12, 1991
- 31 AT NY JETS, DEC. 27, 1981
- 30 AT CLEVELAND, JAN. 6, 1990

FEWEST POINTS

- 7 VS KANSAS CITY, JAN. 1, 1967
- 8 VS BOSTON, DEC. 28, 1963
- 10 AT CINCINNATI, JAN. 8, 1989
- 14 AT PITTSBURGH, DEC. 22, 1974
AT SAN DIEGO, JAN. 3, 1981

MOST FIELD GOALS

- 3 AT SAN DIEGO, DEC. 26, 1965
VS MIAMI, JAN. 12, 1991
- 2 VS SAN DIEGO, DEC. 26, 1964

FEWEST FIELD GOALS

- 0 VS BOSTON, DEC. 28, 1963
VS KANSAS CITY, JAN. 1, 1967
AT PITTSBURGH, DEC. 22, 1974
AT SAN DIEGO, JAN. 3, 1981
AT CINCINNATI, JAN. 3, 1982

MOST POINTS

AFTER TOUCHDOWNS

- 6 VS LA RAIDERS, JAN. 20, 1991
- 5 VS MIAMI, JAN. 12, 1991
- 4 AT NY JETS, DEC. 27, 1981

PUNT RETURNS

MOST PUNT RETURN YARDS

- 87 (3 RETURNS) AT SAN DIEGO, DEC. 26, 1965
- 56 (4 RETURNS) VS HOUSTON, JAN. 1, 1989
- 30 (2 RETURNS) VS LA RAIDERS, JAN. 20, 1991
- 16 (5 RETURNS) VS KANSAS CITY, JAN. 1, 1967

FEWEST PUNT RETURN YARDS

- 0 (0 RETURN) VS NY GIANTS, JAN. 27, 1991
- 2 (1 RETURN) AT CINCINNATI, JAN. 8, 1989
- 4 (1 RETURN) AT CLEVELAND, JAN. 6, 1990
- 6 (1 RETURN) VS SAN DIEGO, DEC. 26, 1964

KICKOFF RETURNS

MOST KICKOFF RETURN YARDS

- 157 (7 RETURNS) VS BOSTON, DEC. 28, 1963
- 118 (6 RETURNS) AT PITTSBURGH, DEC. 22, 1974
- 116 (6 RETURNS) VS MIAMI, JAN. 12, 1991
- 114 (6 RETURNS) VS NY GIANTS, JAN. 27, 1991

FEWEST KICKOFF RETURN YARDS

- 17 (1 RETURN) AT SAN DIEGO, DEC. 26, 1965
- 30 (2 RETURNS) VS LA RAIDERS, JAN. 20, 1991
- 44 (2 RETURNS) VS SAN DIEGO, DEC. 26, 1964
- 57 (3 RETURNS) VS HOUSTON, JAN. 1, 1989
(3 RETURNS) AT CINCINNATI, JAN. 8, 1989

DEFENSE

FIRST DOWNS

FEWEST TOTAL

FIRST DOWNS ALLOWED

- 12 AT SAN DIEGO, DEC. 26, 1965
- 14 VS KANSAS CITY, JAN. 1, 1967
- 15 VS SAN DIEGO, DEC. 26, 1964
- 16 VS BOSTON, DEC. 28, 1963

MOST TOTAL

FIRST DOWNS ALLOWED

- 29 AT PITTSBURGH, DEC. 22, 1974
- 24 AT NY JETS, DEC. 27, 1981
VS MIAMI, JAN. 12, 1991
VS NY GIANTS, JAN. 27, 1991
- 23 AT CINCINNATI, JAN. 8, 1989

FEWEST RUSHING

FIRST DOWNS ALLOWED

- 3 AT NY JETS, DEC. 27, 1981
- 5 VS BOSTON, DEC. 28, 1963
AT SAN DIEGO, DEC. 26, 1965



TEAM PLAYOFF RECORDS

FEWEST TOTAL FIRST DOWNS ALLOWED, continued

- 6 VS KANSAS CITY, JAN. 1, 1967
- AT SAN DIEGO, JAN. 3, 1981
- VS HOUSTON, JAN. 1, 1989

MOST RUSHING

FIRST DOWNS ALLOWED

- 18 AT PITTSBURGH, DEC. 22, 1974
- 15 AT CINCINNATI, JAN. 8, 1981
- 12 VS LA RAIDERS, JAN. 20, 1991
- 11 AT CINCINNATI, JAN. 3, 1982

FEWEST PASSING

FIRST DOWNS ALLOWED

- 5 AT CINCINNATI, JAN. 8, 1989
- 7 VS SAN DIEGO, DEC. 26, 1964
- AT SAN DIEGO, DEC. 26, 1965
- 8 VS KANSAS CITY, JAN. 1, 1967
- AT CLEVELAND, JAN. 6, 1990
- VS LA RAIDERS, JAN. 20, 1991

MOST PASSING

FIRST DOWNS ALLOWED

- 18 AT NY JETS, DEC. 27, 1981
- 14 AT SAN DIEGO, JAN. 3, 1981
- 13 VS MIAMI, JAN. 12, 1991
- VS NY GIANTS, JAN. 27, 1991
- 12 VS HOUSTON, JAN. 1, 1989

FEWEST PENALTY

FIRST DOWNS ALLOWED

- 0 AT SAN DIEGO, DEC. 26, 1965
- VS KANSAS CITY, JAN. 1, 1967
- AT CLEVELAND, JAN. 6, 1990

MOST PENALTY

FIRST DOWNS ALLOWED

- 3 AT NY JETS, DEC. 27, 1981
- AT CINCINNATI, JAN. 8, 1989

TOTAL DEFENSE

FEWEST TOTAL YARDS ALLOWED

- 223 AT SAN DIEGO, DEC. 26, 1965
- 249 AT CINCINNATI, JAN. 8, 1989
- 259 VS SAN DIEGO, DEC. 26, 1964
- 277 VS KANSAS CITY, JAN. 1, 1967

MOST TOTAL YARDS ALLOWED

- 438 AT PITTSBURGH, DEC. 22, 1974
- 430 VS MIAMI, JAN. 12, 1991
- 419 AT NY JETS, DEC. 27, 1981
- 397 AT SAN DIEGO, JAN. 3, 1981

FEWEST TOTAL PLAYS ALLOWED

- 55 VS SAN DIEGO, DEC. 26, 1965
- 57 AT SAN DIEGO, DEC. 26, 1965
- 58 AT CINCINNATI, JAN. 3, 1982
- 61 VS HOUSTON, JAN. 1, 1989
- AT CLEVELAND, JAN. 6, 1990

MOST TOTAL PLAYS ALLOWED

- 78 AT NY JETS, DEC. 27, 1981
- 76 VS MIAMI, JAN. 12, 1991
- 73 AT CINCINNATI, JAN. 8, 1989
- VS NY GIANTS, JAN. 27, 1991

RUSHING

FEWEST RUSHING

YARDS ALLOWED

- 71 AT NY JETS, DEC. 27, 1981
- 83 VS BOSTON, DEC. 28, 1963
- 90 AT CLEVELAND, JAN. 6, 1990
- 96 AT SAN DIEGO, JAN. 3, 1981

MOST RUSHING YARDS ALLOWED

- 235 AT PITTSBURGH, DEC. 22, 1974
- 175 AT CINCINNATI, JAN. 8, 1989
- 172 VS NY GIANTS, JAN. 27, 1991
- 151 VS LA RAIDERS, JAN. 20, 1991

FEWEST RUSHING

ATTEMPTS AGAINST

- 18 VS SAN DIEGO, DEC. 26, 1964
- 22 AT NY JETS, DEC. 27, 1981
- 25 AT SAN DIEGO, JAN. 3, 1981
- 26 VS HOUSTON, JAN. 1, 1989

MOST RUSHING

ATTEMPTS AGAINST

- 51 AT PITTSBURGH, DEC. 22, 1974
- 50 AT CINCINNATI, JAN. 1, 1989
- 39 VS NY GIANTS, JAN. 27, 1991
- 36 VS BOSTON, DEC. 28, 1963

PASSING

FEWEST NET PASSING

YARDS ALLOWED

- 74 AT CINCINNATI, JAN. 8, 1989
- 119 AT SAN DIEGO, DEC. 26, 1965
- 135 VS SAN DIEGO, DEC. 26, 1964
- 164 VS KANSAS CITY, JAN. 1, 1967

MOST NET PASSING

YARDS ALLOWED

- 348 AT NY JETS, DEC. 27, 1981
- 301 AT SAN DIEGO, JAN. 3, 1981
- 323 VS MIAMI, JAN. 12, 1991
- 292 VS BOSTON, DEC. 28, 1963

FEWEST PASSES

ATTEMPTED AGAINST

- 20 AT CINCINNATI, JAN. 8, 1989
- 21 AT PITTSBURGH, DEC. 22, 1974
- AT CINCINNATI, JAN. 3, 1982
- 24 VS KANSAS CITY, JAN. 1, 1967
- 25 AT SAN DIEGO, DEC. 26, 1965

MOST PASSES

ATTEMPTED AGAINST

- 51 AT NY JETS, DEC. 27, 1981
- 49 VS MIAMI, JAN. 12, 1991
- 39 VS LA RAIDERS, JAN. 20, 1991
- 37 AT SAN DIEGO, JAN. 3, 1981

FEWEST COMPLETED

PASSES ALLOWED

- 11 AT CINCINNATI, JAN. 8, 1989
- 12 AT SAN DIEGO, DEC. 26, 1965
- AT PITTSBURGH, DEC. 22, 1974
- 13 VS SAN DIEGO, DEC. 26, 1964
- 14 VS BOSTON, DEC. 28, 1963
- AT CINCINNATI, JAN. 3, 1982

MOST COMPLETED

PASSES ALLOWED

- 28 AT NY JETS, DEC. 27, 1981
- 23 VS MIAMI, JAN. 12, 1991
- 22 AT SAN DIEGO, JAN. 3, 1981
- 20 AT CLEVELAND, JAN. 6, 1990
- VS NY GIANTS, JAN. 27, 1991

MOST PASSES INTERCEPTED

- 6 VS LA RAIDERS, JAN. 20, 1991
- 4 AT NY JETS, DEC. 27, 1981
- 3 VS SAN DIEGO, DEC. 26, 1964

FEWEST PASSES INTERCEPTED

- 0 VS KANSAS CITY, JAN. 1, 1967
- AT PITTSBURGH, DEC. 22, 1974
- AT CINCINNATI, JAN. 3, 1982
- VS NY GIANTS, JAN. 27, 1991

MOST INTERCEPTION

RETURN YARDS

- 113 (6 RETURNS) VS LA RAIDERS, JAN. 20, 1991
- 98 (2 RETURNS) VS KANSAS CITY, JAN. 1, 1967
- 62 (4 RETURNS) AT NY JETS, DEC. 27, 1981
- 47 (3 RETURNS) AT SAN DIEGO, JAN. 3, 1981



TEAM PLAYOFF RECORDS

SCORING

FEWEST POINTS ALLOWED

- 0 AT SAN DIEGO, DEC. 26, 1965
- 3 VS LA RAIDERS, JAN. 20, 1991
- 7 VS SAN DIEGO, DEC. 26, 1964
- 10 VS HOUSTON, JAN. 1, 1989

MOST POINTS ALLOWED

- 34 AT CLEVELAND, JAN. 6, 1990
- VS MIAMI, JAN. 12, 1991
- 32 AT PITTSBURGH, DEC. 22, 1974
- 31 VS KANSAS CITY, JAN. 1, 1967
- 28 AT CINCINNATI, JAN. 3, 1982

FEWEST TOUCHDOWNS ALLOWED

- 0 AT SAN DIEGO, DEC. 26, 1965
- VS LA RAIDERS, JAN. 20, 1991
- 1 VS SAN DIEGO, DEC. 26, 1964
- VS HOUSTON, JAN. 1, 1989

MOST TOUCHDOWNS ALLOWED

- 4 VS KANSAS CITY, JAN. 1, 1967
- AT PITTSBURGH, DEC. 22, 1974
- AT CINCINNATI, JAN. 3, 1982
- AT CLEVELAND, JAN. 6, 1990
- VS MIAMI, JAN. 12, 1991

FEWEST RUSHING TOUCHDOWNS ALLOWED

- 0 VS BOSTON, DEC. 28, 1963
- VS SAN DIEGO, DEC. 26, 1964
- AT SAN DIEGO, DEC. 26, 1965
- AT SAN DIEGO, JAN. 3, 1981
- VS LA RAIDERS, JAN. 20, 1991

MOST RUSHING TOUCHDOWNS ALLOWED

- 3 AT PITTSBURGH, DEC. 22, 1974
- AT CINCINNATI, JAN. 3, 1982
- 2 VS KANSAS CITY, JAN. 1, 1967
- AT CINCINNATI, JAN. 8, 1989

FEWEST PASSING TOUCHDOWNS ALLOWED

- 0 AT SAN DIEGO, DEC. 26, 1965
- VS HOUSTON, JAN. 1, 1989
- VS LA RAIDERS, JAN. 20, 1991

MOST PASSING TOUCHDOWNS ALLOWED

- 3 AT CLEVELAND, JAN. 6, 1990
- VS MIAMI, JAN. 12, 1991
- 2 VS BOSTON, DEC. 28, 1963
- VS KANSAS CITY, JAN. 1, 1967
- AT SAN DIEGO, JAN. 3, 1981
- AT NY JETS, DEC. 27, 1981

MOST POINTS AFTER TOUCHDOWNS ALLOWED

- 4 VS KANSAS CITY, JAN. 1, 1967
- AT PITTSBURGH, DEC. 22, 1974
- AT CINCINNATI, JAN. 3, 1982
- AT CLEVELAND, JAN. 6, 1990
- VS MIAMI, JAN. 12, 1991

MOST FIELD GOALS ALLOWED

- 4 VS BOSTON, DEC. 28, 1963
- 2 AT PITTSBURGH, DEC. 22, 1974
- AT SAN DIEGO, JAN. 3, 1981
- AT NY JETS, DEC. 27, 1981
- AT CLEVELAND, JAN. 6, 1990
- VS MIAMI, JAN. 12, 1991
- VS NY GIANTS, JAN. 27, 1991

PUNT RETURNS

FEWEST PUNT RETURN

YARDS ALLOWED

- 0 (1 RETURN) AT CLEVELAND, JAN. 6, 1990
- 3 (1 RETURN) VS MIAMI, JAN. 12, 1991
- 6 (1 RETURN) VS HOUSTON, JAN. 1, 1989
- 12 (1 RETURN) AT SAN DIEGO, DEC. 26, 1965

MOST PUNT RETURN

YARDS ALLOWED

- 58 (2 RETURNS) VS SAN DIEGO, DEC. 26, 1965
- 37 (3 RETURNS) VS KANSAS CITY, JAN. 1, 1967
- (2 RETURNS) VS NY GIANTS, JAN. 27, 1991
- 34 (2 RETURNS) VS BOSTON, DEC. 28, 1963
- 31 (3 RETURNS) AT NY JETS, DEC. 27, 1981

KICKOFF RETURNS

FEWEST KICKOFF RETURN

YARDS ALLOWED

- 30 (3 RETURNS) AT CINCINNATI, JAN. 8, 1989
- 38 (2 RETURNS) VS BOSTON, DEC. 28, 1963
- (2 RETURNS) VS KANSAS CITY, JAN. 1, 1967
- 48 (3 RETURNS) VS NY GIANTS, JAN. 27, 1991
- 50 (3 RETURNS) AT SAN DIEGO, JAN. 3, 1981

MOST KICKOFF RETURN

YARDS ALLOWED

- 180 (6 RETURNS) AT CLEVELAND, JAN. 6, 1990
- 175 (4 RETURNS) VS SAN DIEGO, DEC. 26, 1964
- 151 (9 RETURNS) VS MIAMI, JAN. 12, 1991
- 119 (9 RETURNS) VS LA RAIDERS, JAN. 20, 1991

SUPER BOWL XXVI

Date: January 26, 1992

Will Call:

First level, directly below Gate C (east side of stadium)

Broadcast: CBS Television/Radio

NFL Headquarters:

Hyatt Regency (612) 370-1234

AFC Team Headquarters:

St. Paul Radisson (612) 292-1900

NFC Team Headquarters:

Radisson South (612) 835-7800

AFC Practice Site:

University of Minnesota (612) 625-4838

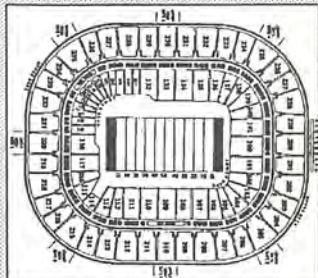
NFC Practice Site:

Minnesota Vikings Headquarters (612) 828-6500

Hubert H. Humphrey Metrodome

Capacity: 63,000

Surface: Astro Turf





INDIVIDUAL PLAYOFF RECORDS

SINGLE GAME

RUSHING

MOST RUSHING YARDS

- 138** (25 CARRIES) BY THURMAN THOMAS VS LA RAIDERS, JAN. 20, 1991
135 (15 CARRIES) BY THURMAN THOMAS VS NY GIANTS, JAN. 27, 1991
122 (16 CARRIES) BY COOKIE GILCHRIST VS SAN DIEGO, DEC. 26, 1964
117 (32 CARRIES) BY THURMAN THOMAS VS MIAMI, JAN. 12, 1991
90 (15 CARRIES) BY JOE CRIBBS AT CINCINNATI, JAN. 3, 1982

MOST RUSHING ATTEMPTS

- 32** (117 YARDS) BY THURMAN THOMAS VS MIAMI, JAN. 12, 1991
25 (138 YARDS) BY THURMAN THOMAS VS LA RAIDERS, JAN. 20, 1991
18 (70 YARDS) BY WRAY CARLTON VS SAN DIEGO, DEC. 26, 1964
 (53 YARDS) BY JOE CRIBBS AT SAN DIEGO, JAN. 3, 1981
16 (122 YARDS) BY COOKIE GILCHRIST VS SAN DIEGO, DEC. 26, 1964
 (35 YARDS) BY BILLY JOE AT SAN DIEGO, DEC. 26, 1965
 (63 YARDS) BY WRAY CARLTON AT SAN DIEGO, DEC. 26, 1965

MOST TDS RUSHING

- 3** BY KENNETH DAVIS (10 CARRIES, 21 YARDS) VS LA RAIDERS, JAN. 20, 1991
2 BY JOE CRIBBS (15 CARRIES, 90 YARDS) AT CINCINNATI, JAN. 3, 1982
 BY THURMAN THOMAS (32 CARRIES, 117 YARDS) VS MIAMI, JAN. 12, 1991

LONGEST RUN

- 45t** BY JOE CRIBBS AT NY JETS, DEC. 27, 1981
44t BY JOE CRIBBS AT CINCINNATI, JAN. 3, 1982
40 BY THURMAN THOMAS VS HOUSTON, JAN. 1, 1989
39 BY COOKIE GILCHRIST VS SAN DIEGO, DEC. 26, 1964
31t BY THURMAN THOMAS VS NY GIANTS, JAN. 27, 1991

PASSING

MOST PASSING YARDS

- 405** (28 OF 54) BY JIM KELLY AT CLEVELAND, JAN. 6, 1990
339 (19 OF 29) BY JIM KELLY VS MIAMI, JAN. 12, 1991
300 (17 OF 23) BY JIM KELLY VS LA RAIDERS, JAN. 20, 1991
268 (17 OF 34) BY JOE FERGUSON AT NY JETS, DEC. 27, 1981
253 (12 OF 27) BY JACK KEMP VS KANSAS CITY, JAN. 1, 1967

MOST PASSING ATTEMPTS

- 54** (28 COMP., 405 YARDS) BY JIM KELLY AT CLEVELAND, JAN. 6, 1990
34 (17 COMP., 268 YARDS) BY JOE FERGUSON AT NY JETS, DEC. 27, 1981
33 (19 COMP., 244 YARDS) BY JIM KELLY VS HOUSTON, JAN. 1, 1989
31 (15 COMP., 202 YARDS) BY JOE FERGUSON AT CINCINNATI, JAN. 3, 1982
30 (14 COMP., 163 YARDS) BY JIM KELLY AT CINCINNATI, JAN. 8, 1989
 (18 COMP., 212 YARDS) BY JIM KELLY VS NY GIANTS, JAN. 27, 1991

MOST PASS COMPLETIONS

- 28** (54 ATT., 405 YARDS) BY JIM KELLY AT CLEVELAND, JAN. 6, 1990
19 (33 ATT., 244 YARDS) BY JIM KELLY VS HOUSTON, JAN. 1, 1989
 (29 ATT., 339 YARDS) BY JIM KELLY VS MIAMI, JAN. 12, 1991
18 (30 ATT., 212 YARDS) BY JIM KELLY VS NY GIANTS, JAN. 27, 1991
17 (34 ATT., 268 YARDS) BY JOE FERGUSON AT NY JETS, DEC. 27, 1981
 (23 ATT., 300 YARDS) BY JIM KELLY VS LA RAIDERS, JAN. 20, 1991

MOST TDS PASSING

- 4** BY JIM KELLY AT CLEVELAND, JAN. 6, 1990
3 BY JIM KELLY VS MIAMI, JAN. 12, 1991

MOST PASS INTERCEPTIONS

- 4** (17 OF 34, 268 YARDS) BY JOE FERGUSON AT NY JETS, DEC. 27, 1981
3 (14 OF 30, 163 YARDS) BY JIM KELLY AT CINCINNATI, JAN. 8, 1989
 (15 OF 29, 180 YARDS) BY JOE FERGUSON AT SAN DIEGO, JAN. 3, 1981
 (9 OF 24, 168 YARDS) BY DARYLE LAMONICA VS BOSTON, DEC. 28, 1963

LONGEST PASS

- 93t** DARYLE LAMONICA TO ELBERT DUBENION VS BOSTON, DEC. 28, 1963
72t JIM KELLY TO ANDRE REED AT CLEVELAND, JAN. 6, 1990
69t JACK KEMP TO ELBERT DUBENION VS KANSAS CITY, JAN. 1, 1967
61 JIM KELLY TO JAMES LOFTON VS NY GIANTS, JAN. 27, 1991
54 JOE FERGUSON TO JERRY BUTLER AT CINCINNATI, JAN. 3, 1982
53 JIM KELLY TO ANDRE REED VS HOUSTON, JAN. 1, 1989
50 JACK KEMP TO GLENN BASS VS SAN DIEGO, DEC. 26, 1964
50t JOE FERGUSON TO FRANK LEWIS AT NY JETS, DEC. 27, 1981

RECEIVING

MOST PASS RECEPTIONS

- 13** (150 YARDS) BY THURMAN THOMAS AT CLEVELAND, JAN. 6, 1990
9 (62 YARDS) BY ANDRE REED VS NY GIANTS, JAN. 27, 1991
7 (158 YARDS) BY FRANK LEWIS AT NY JETS, DEC. 27, 1981
 (149 YARDS) BY JAMES LOFTON VS MIAMI, JAN. 12, 1991



INDIVIDUAL PLAYOFF RECORDS

MOST PASS RECEPTIONS, continued

- 6 (127 YARDS) BY BOBBY BURNETT VS KANSAS CITY, JAN. 1, 1967
 (91 YARDS) BY ANDRE REED VS HOUSTON, JAN. 1, 1989
 (115 YARDS) BY ANDRE REED AT CLEVELAND, JAN. 6, 1990

MOST YARDS RECEIVING

- 158 (7 CATCHES) BY FRANK LEWIS AT NY JETS, DEC. 27, 1981
 150 (13 CATCHES) BY THURMAN THOMAS AT CLEVELAND, JAN. 6, 1990
 149 (7 CATCHES) BY JAMES LOFTON VS MIAMI, JAN. 12, 1991
 127 (6 CATCHES) BY BOBBY BURNETT VS KANSAS CITY, JAN. 1, 1967
 122 (4 CATCHES) BY ANDRE REED VS MIAMI, JAN. 12, 1991
 115 (3 CATCHES) BY ELBERT DUBENION VS BOSTON, DEC. 28, 1963
 (6 CATCHES) BY ANDRE REED AT CLEVELAND, JAN. 6, 1990
 113 (5 CATCHES) BY JAMES LOFTON VS LA RAIDERS, JAN. 20, 1991

MOST TDS RECEIVING

- 2 BY FRANK LEWIS (7 CATCHES, 158 YARDS) AT NY JETS, DEC. 27, 1981
 BY THURMAN THOMAS (13 CATCHES, 150 YARDS) AT CLEVELAND, JAN. 6, 1990
 BY JAMES LOFTON (5 CATCHES, 113 YARDS) VS LA RAIDERS, JAN. 20, 1991

INTERCEPTION

MOST INTERCEPTIONS

- 2 BY BILL SIMPSON (12 RETURN YARDS) AT NY JETS, DEC. 27, 1981
 BY DARRYL TALLEY (48 RETURN YARDS, 1 TD) VS LA RAIDERS, JAN. 20, 1991

MOST INTERCEPTION RETURN YARDS

- 49 BY RUFUS BESS (1 INT) AT NY JETS, DEC. 27, 1981
 48 BY DARRYL TALLEY (2 INTs) VS LA RAIDERS, JAN. 20, 1991
 32 BY RAY BENTLEY (1 INT) VS LA RAIDERS, JAN. 20, 1991
 28 BY MARK KELSO (1 INT) VS HOUSTON, JAN. 1, 1989
 25 BY MARK KELSO (1 INT) AT CINCINNATI, JAN. 8, 1989

LONGEST INTERCEPTION RETURN RUN

- 49 BY RUFUS BESS AT NY JETS, DEC. 27, 1981
 32 BY RAY BENTLEY VS LA RAIDERS, JAN. 20, 1991
 28 BY MARK KELSO VS HOUSTON, JAN. 1, 1989
 27 BY DARRYL TALLEY VS LA RAIDERS, JAN. 20, 1991
 25 BY MARK KELSO AT CINCINNATI, JAN. 8, 1989

PUNTING

MOST PUNTS

- 8 BY PAUL MAGUIRE VS KANSAS CITY, JAN. 1, 1967
 BY DARYLE LAMONICA VS BOSTON, DEC. 28, 1963
 6 BY JOHN KIDD AT CINCINNATI, JAN. 8, 1989
 BY GREG CATER AT SAN DIEGO, JAN. 3, 1963
 BY RICK TUTEN VS NY GIANTS, JAN. 27, 1991

BEST PUNTING AVERAGE

- 46.8 (5 PUNTS) BY PAUL MAGUIRE VS SAN DIEGO, DEC. 26, 1964
 46.3 (4 PUNTS) BY PAUL MAGUIRE AT SAN DIEGO, DEC. 26, 1965
 45.1 (6 PUNTS) BY JOHN KIDD AT CINCINNATI, JAN. 8, 1989
 44.5 (6 PUNTS) BY GREG CATER AT SAN DIEGO, JAN. 3, 1981
 43.8 (4 PUNTS) BY GREG CATER AT NY JETS, DEC. 27, 1981

LONGEST PUNT

- 64 YARDS BY PAUL MAGUIRE VS SAN DIEGO, DEC. 26, 1964
 59 YARDS (TWICE) BY PAUL MAGUIRE AT SAN DIEGO, DEC. 26, 1965
 57 YARDS BY PAUL MAGUIRE VS KANSAS CITY, JAN. 1, 1967
 55 YARDS BY GREG CATER AT SAN DIEGO, JAN. 3, 1981
 53 YARDS BY PAUL MAGUIRE VS KANSAS CITY, JAN. 1, 1967

PUNT RETURNS

MOST PUNT RETURNS

- 4 (56 YARDS) BY ERROLL TUCKER VS HOUSTON, JAN. 1, 1989
 3 (0 YARDS) BY BUTCH BYRD VS KANSAS CITY, JAN. 1, 1967
 (87 YARDS) BY BUTCH BYRD AT SAN DIEGO, DEC. 26, 1965
 (8 YARDS) BY RAY ABRUZZESE VS BOSTON, DEC. 28, 1963

LONGEST PUNT RETURN

- 74 BY BUTCH BYRD AT SAN DIEGO, DEC. 26, 1965
 18 BY ERROLL TUCKER VS HOUSTON, JAN. 1, 1989
 BY NATE ODOMES VS LA RAIDERS, JAN. 20, 1991
 17 BY AL EDWARDS VS MIAMI, JAN. 12, 1991
 16 BY ERROLL TUCKER VS HOUSTON, JAN. 1, 1989

KICKOFF RETURNS

MOST KICKOFF RETURNS

- 6 (118 YARDS) BY WALLACE FRANCIS AT PITTSBURGH, DEC. 22, 1974
 5 (136 YARDS) BY ELBERT DUBENION VS BOSTON, DEC. 28, 1963
 (91 YARDS) BY CHARLEY WARNER VS KANSAS CITY, JAN. 1, 1967
 (84 YARDS) BY ROLAND SOLOMON AT SAN DIEGO, JAN. 3, 1981



INDIVIDUAL PLAYOFF RECORDS

MOST KICKOFF RETURNS, *continued*

- 4 (73 YARDS) BY ROBB RIDDICK AT NY JETS, DEC. 27, 1981
 (68 YARDS) BY ROBB RIDDICK AT CINCINNATI, JAN. 3, 1982
 (66 YARDS) BY DON SMITH VS NY GIANTS, JAN. 27, 1991

MOST KICKOFF RETURN YARDS

- 136 (5 RETURNS) BY ELBERT DUBENION VS BOSTON, DEC. 28, 1963
 118 (6 RETURNS) BY WALLACE FRANCIS AT PITTSBURGH, DEC. 22, 1974
 91 (5 RETURNS) BY CHARLEY WARNER VS KANSAS CITY, JAN. 1, 1967
 84 (5 RETURNS) BY ROLAND SOLOMON AT SAN DIEGO, JAN. 3, 1981
 73 (4 RETURNS) BY ROBB RIDDICK AT NY JETS, DEC. 27, 1981

LONGEST KICKOFF RETURN

- 62 YARDS BY ELBERT DUBENION VS BOSTON, DEC. 28, 1963
 33 YARDS BY AL EDWARDS VS NY GIANTS, JAN. 27, 1991
 32 YARDS BY DON BEEBE AT CLEVELAND, JAN. 6, 1990
 32 YARDS BY AL EDWARDS VS MIAMI, JAN. 12, 1991
 29 YARDS BY CHARLEY WARNER VS KANSAS CITY, JAN. 1, 1967

SCORING

MOST POINTS

- 18 (3 TDS RUSHING) BY KENNETH DAVIS VS LA RAIDERS, JAN. 20, 1991
 14 (3 FGS, 5 PATS) BY SCOTT NORWOOD VS MIAMI, JAN. 12, 1991
 12 (2 TDS RECEIVING) BY FRANK LEWIS AT NY JETS, DEC. 27, 1981
 (2 TDS RUSHING) BY JOE CRIBBS AT CINCINNATI, JAN. 3, 1982
 (2 TDS RECEIVING) BY THURMAN THOMAS AT CLEVELAND, JAN. 6, 1990
 (2 TDS RUSHING) BY THURMAN THOMAS VS MIAMI, JAN. 12, 1991
 (2 TDS RECEIVING) BY ANDRE REED VS MIAMI, JAN. 12, 1991
 (2 TDS RECEIVING) BY JAMES LOFTON VS LA RAIDERS, JAN. 20, 1991

MOST TDS RUSHING

- 3 BY KENNETH DAVIS VS LA RAIDERS, JAN. 20, 1991
 2 BY JOE CRIBBS AT CINCINNATI, JAN. 3, 1982
 BY THURMAN THOMAS VS MIAMI, JAN. 12, 1991

MOST TDS PASSING

- 4 BY JIM KELLY AT CLEVELAND, JAN. 6, 1990
 3 BY JIM KELLY VS MIAMI, JAN. 12, 1991

MOST TDS RECEIVING

- 2 BY FRANK LEWIS AT NY JETS, DEC. 27, 1981
 BY THURMAN THOMAS AT CLEVELAND, JAN. 6, 1990
 BY ANDRE REED VS MIAMI, JAN. 12, 1991
 BY JAMES LOFTON VS LA RAIDERS, JAN. 20, 1991

MOST POINTS KICKING

- 14 (3 FGS, 5 PATS) BY SCOTT NORWOOD VS MIAMI, JAN. 12, 1991
 11 (3 FGS, 2 PATS) BY PETE GOGOLAK AT SAN DIEGO, DEC. 26, 1965
 9 (1 FG, 6 PATS) BY SCOTT NORWOOD VS LA RAIDERS, JAN. 20, 1991
 8 (2 FGS, 2 PATS) BY PETE GOGOLAK VS SAN DIEGO, DEC. 26, 1964
 7 (1 FG, 4 PATS) BY NICK MICK-MAYER AT NY JETS, DEC. 27, 1981

MISCELLANEOUS SCORING

- 74-YARD PUNT RETURN BY BUTCH BYRD AT SAN DIEGO, DEC. 26, 1965
 26-YARD FUMBLE RETURN BY CHARLES ROMES AT NY JETS, DEC. 27, 1981
 27-YARD INTERCEPTION RETURN BY DARRYL TALLEY VS LA RAIDERS, JAN. 20, 1991
 SAFETY BY BRUCE SMITH VS NY GIANTS, JAN. 27, 1991

BILLS ALL-ROOKIE SELECTIONS (UPI, PFWA, Pro Football Weekly)

Year	Player	Position
1975	Ed Jones	Safety
1976	Mario Clark	Cornerback
1978	Dee Hardison	Defensive Tackle
	Terry Miller	Running Back
1979	Jerry Butler	Wide Receiver
	Jim Haslett	Outside Linebacker
	Fred Smerlas	Defensive Tackle
1980	Joe Cribbs	Running Back
1983	Tony Hunter	Tight End
1984	Greg Bell	Running Back
1985	Derrick Burroughs	Cornerback
1986	Will Wolford	Guard
1987	Cornelius Bennett	Outside Linebacker
	Shane Conlan	Inside Linebacker
	Nate Odomes	Cornerback
1990	Marcus Patton	Special Teams
	James Williams	Cornerback

Note: 1974 was the first year an All-Rookie Team was implemented



OPPONENTS RECORDS VS. BILLS

OPPONENTS' REGULAR SEASON RECORD VS. BILLS SINGLE GAME RECORDS

MOST POINTS

- 24 Gino Cappelletti, Boston, 11/15/64
- 24 Calvin Hill, Dallas, 9/19/71
- 24 Lydell Mitchell, at Balt., 10/12/75
- 24 Chuck Foreman, Minn., 12/20/75
- 24 Clarence Williams, at S.D., 9/16/79

MOST TOUCHDOWNS

- 4 Calvin Hill, Dallas, 9/19/71
- 4 Lydell Mitchell, at Balt., 10/12/75
- 4 Chuck Foreman, Minn., 12/20/75
- 4 Clarence Williams, at S.D., 9/16/79

MOST FIELD GOALS

- 6 Jim Turner, at NY Jets, 11/3/68
- 5 on six occasions (last: Chip Lohmiller, at Wash., 12/30/90)

LONGEST FIELD GOAL

- 54 Garo Yepremian, at Miami, 10/22/72
- 54 Skip Butler, Houston, 9/19/76
- 54 Paul McFadden, at Atlanta, 11/4/89

SAFETY

- done 17 times (last: Michael Brooks, Denver, 9/18/89)

MOST RUSHING ATTEMPTS

- 39 Walter Payton, Chicago, 10/7/79
- 36 Eric Dickerson, at Indianapolis, 12/18/88
- 35 Michael LeBlanc, at New England, 10/11/87

MOST RUSHING YARDS

- 192 Freeman McNeil, at NY Jets, 9/15/85
- 185 Jim Nance, Boston, 9/24/67
- 177 O.J. Anderson, at St. Louis, 11/15/81
- 177 Bobby Humphrey, Denver, 9/30/90

MOST TOUCHDOWNS RUSHING

- 4 Clarence Williams, at S.D., 9/16/79
- 4 Calvin Hill, Dallas, 9/19/71
- 3 done five times (last: Ickey Woods, at Cin., 11/27/88)

LONGEST RUSH

- 851 Larry Garron, at Boston, 10/22/61
- 831 Tony Teresa, at Oakland, 11/13/60

MOST PASSING ATTEMPTS

- 68 George Blanda, Houston, 11/1/64
- 56 Frank Tripucka, Denver, 9/15/62
- 54 Dan Marino, Miami, 11/16/86
- George Blanda, Houston, 9/25/66

MOST PASS COMPLETIONS

- 39 Dan Marino, Miami, 11/16/86
- 37 George Blanda, Houston, 11/1/64
- 30 Ken Anderson, at Cin., 11/17/75

HIGHEST COMPLETION PERCENTAGE (20 or more attempts)

- 78.79 (26 of 33) Joe Theismann, at Wash., 11/25/84
- 76.19 (16 of 21) Randall Cunningham, at Phil., 12/27/87
- 75.00 (24 of 32) Jim Plunkett, L.A. Raiders, 11/20/83

MOST PASSING YARDS

- 464 George Blanda, Houston, 10/29/61
- 447 Ken Anderson, at Cin., 11/17/75
- 447 Frank Tripucka, Denver, 9/15/62
- 404 Dan Marino, Miami, 11/16/86

LONGEST PASS

- 961 Frank Tripucka to Al Frazier, Denver, 9/15/62
- 951 Randall Cunningham to Fred Barnett, Phil., 12/2/90
- 851 Tom Flores to Charles Fuller, at Oakland, 11/5/61

MOST TOUCHDOWN PASSES

- 6 Daryle Lamonica, at Oakland, 10/19/69
- 5 Gary Hogeboom, Indianapolis, 10/4/87
- Babe Parilli, Boston, 11/15/64
- Frank Tripucka, at Denver, 10/28/62

MOST INTERCEPTIONS THROWN

- 6 George Blanda, Houston, 9/9/62
- 5 on nine occasions (last: Pete Liske, Denver, 9/28/69)

MOST PASS RECEPTIONS

- 12 Clark Gaines, NY Jets, 9/14/80
- 12 Charley Hennigan, Houston, 11/1/64
- 11 Art Monk, at Washington, 11/25/84
- 11 Tim Smith, Houston, 9/25/83
- 11 Chris Burford, Kansas City, 9/22/63

MOST YARDS RECEIVING

- 232 Charley Hennigan, Houston, 10/29/61
- 202 Mark Duper, at Miami, 10/9/83
- 199 Lionel Taylor, at Denver, 11/27/60

MOST TOUCHDOWN PASSES CAUGHT

- 3 on six occasions (last: Wesley Walker, NY Jets, 9/23/84)

MOST INTERCEPTIONS

- 4 Austin (Goose) Gonsoulin, Denver, 9/18/60
- 3 on nine occasions (last: Roland James, N. Eng., 10/23/83)



OPPONENTS RECORDS VS. BILLS

OPPONENTS VS BILLS, (continued)

LONGEST INTERCEPTION RETURNS

- 86 Dick Anderson, at Miami, 12/20/70
- 80t Keith Taylor, at Ind., 10/8/89
- 75t John Hendy, at S.D., 12/1/85

LONGEST PUNT

- 77 Steve Cox, Washington, 11/1/87
- 77 Reggie Roby, Miami, 11/29/87
- 72 Rich Camarillo, N. Eng., 11/22/81

MOST PUNT RETURNS

- 10 Theo Bell, at Pitt., 12/16/79
- 9 Butch Johnson, at Dallas, 11/15/76
- 7 Mike Fuller, S.D., 11/21/76
- 7 Kevin Miller, at Minn., 12/9/79

LONGEST PUNT RETURNS

- 89t Mike Haynes, at New England, 11/7/76
- 86t George Atkinson, Oakland, 9/15/68
- 86t Tony Nathan, at Miami, 10/14/79

MOST KICKOFF RETURNS

- 6 on nine occasions (last: Terence Mathis, at NY Jets, 9/24/90)

LONGEST KICKOFF RETURNS

- 101t Cotton Speyrer, at Balt., 11/25/73
- 95t Larry Garron, Boston, 11/3/62
- 93t Lamar Parrish, Cincinnati, 11/8/70

BUFFALO BILLS RADIO NETWORK

For the second consecutive season, all Bills games will be carried by WGR (550 AM) and its network of 24 stations. Veteran broadcaster Van Miller will handle the play-by-play duties with assistance from Greg Brown. Doug Wolf will once again serve as the station's producer and engineer.

Miller will be in his silver anniversary 25th season as the team's play-by-play announcer. The Dunkirk native is also the Sports Director at WIVB-TV (Ch. 4) in Buffalo. Miller broadcast the Bills' first game in 1960 and called the action until 1971. He returned to the broadcast booth after an eight year hiatus and has been the "voice of the Bills" from 1979 to the present. In addition to working with the Bills, Miller was also the voice of the NBA Buffalo Braves, the Buffalo Stallions of the MISL and he also did a stint as the play-by-play man for Niagara University basketball.

Joining Miller this season is analyst Greg Brown, who moves from the Bills' pre and post game coverage to the color commentator's chair. In addition to his new post with the Bills, Brown serves as the color analyst for Buffalo Bisons baseball (AAA). Brown is also the host of WGR's (550 AM) nightly SportsTalk show and is host of the Buffalo Sabres' pre and post game shows. Prior to joining WGR, Brown did an extensive stay with the Pittsburgh Pirates. While with the Bucs, he served as promotions director, radio and TV coordinator, and the public address announcer (1987-88).

Twenty-four stations (as of July 1) will air Buffalo Bills games beginning with the preseason opener against the Philadelphia Eagles in London, England.

The stations on the 1991 network are:

WBUG (1570 AM) Amsterdam	WKZA (960 AM) Kane (PA)
WBTA (1490 AM) Batavia	WLVL (1340 AM) Lockport
WVIN (1380 AM) Bath	WACK (1420 AM) Newark
WESB (1490 AM) Bradford (PA)	WMNS (1360 AM) Olean
WGR (550 AM) Buffalo	WHAM (1180 AM) Rochester
WDOE (1410 AM) Dunkirk	WRNY (1350 AM) Rome
WELM (1410 AM) Elmira	WGGO (1590 AM) Salamanca
WEHN (1530 AM) Erie (PA)	WSYR (570 AM) Syracuse
WLKO (101.1 FM) Ft. Plain	WYUT (1420 AM) Utica
WHHO (1320 AM) Hornell	WCJW (1140 AM) Warsaw
WPIE (1160 AM) Ithaca	WFLR (1570 AM) Watkins Glen
WKSJ (1140 AM) Jamestown	WLSV (790 AM) Wellsville



BILLS CAREER LEADERS

BUFFALO BILLS CAREER LEADERS

TOP 10 RUSHERS

NAME	YEARS	ATT.	YDS.	AVG.	LG	TD
O.J. Simpson	1969-77	2,123	10,183	4.8	94t	57
Joe Cribbs	1980-83,'85	1,082	4,445	4.1	62t	21
THURMAN THOMAS	1988-90	776	3,422	4.4	80t	19
Wray Carlton	1960-67	819	3,368	4.1	80t	29
Cookie Gilchrist	1962-64	676	3,056	4.5	67	31
Jim Braxton	1971-78	721	2,842	3.9	36	23
Greg Bell	1984-87	589	2,420	4.1	85t	19
Curtis Brown	1977-82	564	2,171	3.9	58t	8
Roland Hooks	1976-82	399	1,682	4.2	66	12
Terry Miller	1978-80	389	1,579	4.1	75	8

TOP 10 RECEIVERS

NAME	YEARS	NO.	YDS.	AVG.	LG	TD
ANDRE REED	1985-90	388	5,353	13.8	78t	39
Elbert Dubenion	1960-68	296	5,309	17.9	89t	35
Bob Chandler	1971-79	295	3,999	13.6	58t	34
Jerry Butler	1979-83,'85-86	278	4,301	15.5	75t	29
Frank Lewis	1978-83	269	4,638	17.2	92t	24
Joe Cribbs	1980-83,'85	180	1,783	9.9	65t	15
O.J. Simpson	1969-77	175	1,924	11.0	64t	12
Glenn Bass	1961-66	162	2,799	17.3	94t	16
J.D. Hill	1971-75	160	2,631	16.4	77t	20
PETE METZELAARS	1985-90	150	1,532	10.2	44t	8

TOP 10 PASSERS

NAME	YEARS	ATT.	COMP.	YDS.	PCT.	TD	INT
Joe Ferguson	1973-84	4,166	2,188	27,590	52.5	181	190
Jack Kemp	1962-69	2,240	1,040	15,138	46.4	77	132
JIM KELLY	1986-90	2,088	1,251	15,730	59.9	105	72
Dennis Shaw	1970-73	916	485	6,286	52.9	35	67
Daryle Lamonica	1963-66	353	150	2,499	42.5	16	23
John Green	1960-61	354	145	2,170	41.0	16	15
Warren Rabb	1961-62	251	101	1,782	40.2	15	16
Vince Ferragamo	1985	287	149	1,677	51.9	5	17
Gary Marangji	1974-76	283	104	1,373	36.7	12	21
Dan Darragh	1968-70	296	127	1,353	42.9	4	22

TOP 10 SCORERS

NAME.	YEARS	TD	TDR	TDP	FG	PAT	TP
SCOTT NORWOOD, K	1985-90	0	0	0	115-155	215-220	560
O.J. Simpson, RB	1969-77	70#	57	12	0-0	0-0	420
John Leyboldt, K	1971-76	0	0	0	74-121	147-158	369
Cookie Gilchrist, RB/K	1962-64	35	31	4	8-20	14-17	248
ANDRE REED, WR	1985-90	40	1	39	0-0	0-0	240
Nick Mike-Mayer, K	1979-81	0	0	0	48-80	95-99	239
Elbert Dubenion, WR	1960-68	39#	3	35	0-0	0-0	234
Pete Gogolak, K	1964-65	0	0	0	47-75	76-77	217
Joe Cribbs, RB	1980-83,'85	36	21	15	0-0	0-0	216
Bob Chandler, WR	1971-79	34	0	34	1-1	0-0	205

#Includes Return for TD.

TOP 10 INTERCEPTORS

NAME	YEARS	NO.	YDS.	AVG.	LG	TD
Butch Byrd	1964-70	40	666	16.7	75	5
Tony Greene	1971-79	37	628	17.0	101	2
Charles Romes	1977-86	28	493	17.6	85t	1
Mario Clark	1976-83	25	438	17.5	53	0
Booker Edgerson	1962-69	23	421	18.3	91	2
Steve Freeman	1975-86	23	329	14.3	50	3
George Saines	1963-69	22	238	10.8	32	0
Tom Janik	1965-68	21	495	23.6	100t	5
MARK KELSO	1986-90	21	306	14.6	78t	1
Mike Stratton	1962-72	18	204	11.3	26	1

TOP 10 PUNTERS

NAME	YEARS	NO.	YDS.	AVG.	TB	IN20	LG
Paul Maguire	1964-70	552	23,249	42.1	36	130	78
Marve Bateman	1974-77	262	10,937	41.7	41	55	78
Bill Atkins	1960-63	174	7,251	41.5	11	29	70
John Kidd	1984-89	446	18,055	40.5	39	111	67
Daryle Lamonica	1963-66	52	2,086	40.1	4	16	57
RICK TUTEN	1990	53	2,107	39.8	4	12	55
Spike Jones	1971-74	253	10,035	39.7	15	48	67
Greg Cater	1980-83	277	10,864	39.2	36	65	71
Wayne Crow	1962-63	86	3,370	39.2	5	24	59
Rusty Jackson	1978-79	183	7,044	38.5	20	33	70

Bold indicates player on 1990 regular season roster.



BILLS CAREER LEADERS

TOP 10 KICKOFF RETURNERS

NAME	YEARS	NO.	YDS.	AVG.	LG	TD
Keith Moody	1976-79	101	2,168	21.5	45	0
Charley Warner	1964-66	70	1,792	25.6	102t	3
Wallace Francis	1973-74	60	1,634	27.2	101t	2
Van Williams	1983-85	62	1,334	21.5	65	0
Robb Riddick	1981, '83-84, '86-88	63	1,276	20.3	49	0
Ed Rutkowski	1963-68	53	1,270	24.0	65	0
Alvin Wyatt	1970-73	47	1,194	25.4	43	0
Max Anderson	1968-70	43	1,057	24.6	100t	1
Don Wilson	1984-85	56	1,041	18.6	37	0
Ronnie Harmon	1986-89	48	1,009	21.0	49	0

TOP 10 PUNT RETURNERS

NAME	YEARS	NO.	FC	YDS.	AVG.	LG	TD
Keith Moody	1976-79	88	29	920	10.5	91t	3
Butch Byrd	1964-70	85	8	581	6.8	72t	1
Donnie Walker	1973-74	68	6	594	8.7	52	0
Ed Rutkowski	1963-68	68	7	514	7.6	73t	1
Hagood Clarke	1964-68	65	2	583	9.0	82t	2
Don Wilson	1984-85	49	13	458	9.3	65t	1
Robb Riddick	1981, '83-84, '86-88	46	5	289	6.3	24	0
Roland Hooks	1976-82	43	7	302	7.0	25	0
Ron Pitts	1986-87	41	23	343	8.4	49t	1
Alvin Wyatt	1970-73	34	8	273	8.0	61t	1

BILLS CAREER PLAYOFF LEADERS

RUSHING

NAME	ATT.	YDS.	AVG.	LG	TD
THURMAN THOMAS	93	498	5.4	40	5
JOE CRIBBS	48	226	4.7	45t	3
WRAY CARLTON	43	164	3.8	13	1
COOKIE GILCHRIST	24	129	5.4	39	0

PASSING

NAME	ATT.	COMP.	PCT.	YDS.	LG	TD	INT
JIM KELLY	199	115	.578	1663	72t	10	8
JOE FERGUSON	120	58	.483	814	54	6	9
JACK KEMP	87	40	.460	729	69	2	4
DARYLE LAMONICA	25	10	.400	180	93t	1	3

RECEIVING

NAME	REC.	YDS.	AVG.	LG	TD
ANDRE REED	31	474	15.3	72t	4
THURMAN THOMAS	26	304	11.7	27	2
JAMES LOFTON	16	389	24.3	61	4
FRANK LEWIS	13	241	18.5	50t	3

INTERCEPTIONS

NAME	NO.	YDS.	AVG.	LG	TD
MARK KELSO	4	53	13.3	28	0
BILL SIMPSON	3	12	4.0	9	0
DARRYL TALLEY	2	48	24.0	27t	1
BUTCH BYRD	2	24	12.0	24	0
NATE ODOMES	2	18	9.0	9	0

PUNTING

NAME	NO.	YDS.	AVG.	TB	IN20	LG
GREG CATER	13	568	43.7	2	0	55
PAUL MAGUIRE	17	733	43.1	1	6	64
JOHN KIDD	13	552	42.5	0	2	50

KICKOFF RETURNS

NAME	NO.	YDS.	AVG.	LG	TD
ROBB RIDDICK	8	131	16.4	22	0
DON SMITH	8	128	16.0	24	0
CHARLEY WARNER	7	125	17.9	29	0
WALLACE FRANCIS	6	118	19.7	26	0

PUNT RETURNS

NAME	NO.	FC	YDS.	AVG.	LG	TD
BUTCH BYRD	6	0	87	14.5	74t	1
ERROLL TUCKER	5	1	58	11.6	18	0
AL EDWARDS	3	3	29	9.7	17	0
ROBB RIDDICK	3	0	14	4.7	7	0
RAY ABRUZZESE	3	0	8	2.7	5	0

BOLD DENOTES PLAYER ON BILLS ACTIVE ROSTER DURING 1990 SEASON.



YEAR-BY-YEAR OFFENSE/DEFENSE

BILLS OFFENSE YEAR-BY-YEAR

Year	Total Plays	First Downs	Rush Yards	Pass Yards	Net Yards	Total Points
1960	909	211	1,211	2,689	3,900	296
1961	877	243	1,606	2,344	3,950	294
1962	852	238	2,480	1,984	4,464	309
1963	912	272	1,838	3,080	4,918	304
1964	924	255	2,040	3,166	5,206	400
1965	882	206	1,288	2,461	3,749	313
1966	944	255	1,892	2,856	4,748	358
1967	805	203	1,271	2,317	3,588	237
1968	822	159	1,527	1,343	2,870	199
1969	868	224	1,522	2,345	3,867	230
1970	822	203	1,465	2,430	3,895	204
1971	770	185	1,337	1,989	3,326	184
1972	877	221	2,132	1,601	3,733	257
1973	849	219	**3,088	997	4,085	259
1974	829	220	2,094	1,492	3,586	264
1975	964	318	2,974	2,493	5,467	420
1976	964	250	2,566	1,838	4,404	245
1977	944	246	1,861	2,530	4,391	160
1978	974	274	2,381	2,249	4,630	302
1979	983	252	1,632	3,216	4,848	268
1980	**1,084	317	2,222	2,750	4,972	320
1981	1,043	315	2,125	3,515	5,640	311
1982	604	180	1,371	1,556	2,927	150
1983	1,023	309	1,736	3,087	4,823	283
1984	1,046	263	1,643	2,698	4,341	250
1985	971	256	1,611	2,984	4,595	200
1986	963	291	1,654	3,363	5,017	287
1987	1,018	294	1,840	2,901	4,741	270
1988	1,012	313	2,133	3,182	5,315	329
1989	1,045	**334	2,264	**3,589	**5,853	409
1990	931	302	2,080	3,196	5,276	**428
Totals	28,511	7,828	58,884	78,241	137,125	8,740

BILLS DEFENSE YEAR-BY-YEAR

Year	Total Plays	First Downs	Rush Yards	Pass Yards	Net Yards	Total Points
1960	903	225	1,393	2,461	3,854	303
1961	779	200	1,377	2,887	4,264	342
1962	813	229	1,687	2,742	4,429	272
1963	**789	224	1,217	2,484	3,701	291
1964	867	206	**913	2,965	3,878	242
1965	890	226	1,114	3,170	4,284	**226
1966	808	**192	1,051	3,058	4,109	255
1967	814	201	1,622	1,825	**3,447	285
1968	887	210	2,021	2,204	4,225	367
1969	852	236	1,858	2,476	4,334	359
1970	853	213	1,718	2,088	3,806	337
1971	895	250	2,496	2,108	4,604	394
1972	862	249	2,232	1,951	4,183	377
1973	855	231	1,797	2,118	3,915	230
1974	833	219	1,854	**1,620	3,474	244
1975	940	300	1,993	3,080	5,073	355
1976	898	262	2,465	2,265	4,730	363
1977	922	260	2,405	2,048	4,453	313
1978	1,016	305	3,228	1,960	5,188	354
1979	1,022	273	2,481	2,530	5,011	279
1980	952	251	1,819	2,282	4,101	260
1981	1,037	289	2,075	2,870	4,945	276
1982	536	151	1,034	1,300	2,334	154
1983	1,078	332	2,503	3,306	5,809	351
1984	1,052	345	2,106	3,476	5,582	454
1985	1,071	320	2,462	3,078	5,540	381
1986	1,071	334	1,721	3,802	5,523	348
1987	1,022	297	2,052	2,854	4,906	305
1988	971	299	1,854	2,724	4,578	237
1989	1,030	299	1,840	3,206	5,046	317
1990	981	288	1,808	2,799	4,607	288
Totals	28,299	7,916	58,196	79,737	137,933	9,559

**Team Record (non-strike years)



YEAR-BY-YEAR LEADERS

RUSHING		No.	Yds.	Avg	Long	TDs
1960	Wray Carlton	137	533	3.9	54t	7
1961	Art Baker	152	498	3.3	35	3
1962	Cookie Gilchrist	214	1096	5.1	44	13
1963	Cookie Gilchrist	232	979	4.4	32	12
1964	Cookie Gilchrist	230	981	4.3	67	6
1965	Wray Carlton	156	592	3.8	80t	6
1966	Bobby Burnett	187	766	4.1	32	4
1967	Keith Lincoln	159	601	3.8	28	4
1968	Max Anderson	147	525	3.6	45	2
1969	O.J. Simpson	181	697	3.9	32t	2
1970	O.J. Simpson	120	488	4.1	56t	5
1971	O.J. Simpson	183	742	4.1	46t	5
1972	O.J. Simpson	292	1251	4.3	94t	6
1973	O.J. Simpson	332	2003	6.0	80t	12
1974	O.J. Simpson	270	1125	4.2	41t	3
1975	O.J. Simpson	329	1817	5.5	88t	16
1976	O.J. Simpson	290	1503	5.2	75t	8
1977	O.J. Simpson	126	557	4.4	39	0
1978	Terry Miller	238	1060	4.5	60t	7
1979	Curtis Brown	172	574	3.3	25	1
1980	Joe Cribbs	306	1185	3.9	48	11
1981	Joe Cribbs	257	1097	4.3	35	3
1982	Joe Cribbs	134	633	4.7	62t	3
1983	Joe Cribbs	263	1131	4.3	45	3
1984	Greg Bell	262	1100	4.2	85t	7
1985	Greg Bell	223	883	4.0	77t	8
1986	Robb Riddick	150	632	4.2	41t	4
1987	Ronnie Harmon	116	485	4.2	21	2
1988	Thurman Thomas	207	881	4.3	37t	2
1989	Thurman Thomas	298	1244	4.2	38	6
1990	Thurman Thomas	271	1297	4.8	80t	11

PASSING		Att.	Comp.	Yds.	Int.	Long	TDs	Pct.
1960	John Green	228	89	1267	10	70t	10	.390
1961	M.C. Reynolds	181	83	1004	13	52	2	.459
1962	Warren Rabb	177	67	1196	14	76t	10	.378
1963	Jack Kemp	384	194	2914	20	89t	13	.505
1964	Jack Kemp	269	119	2285	26	94t	13	.442
1965	Jack Kemp	391	179	2368	18	78t	10	.458
1966	Jack Kemp	389	166	2451	16	55	11	.427
1967	Jack Kemp	369	161	2503	26	63t	14	.436
1968	Dan Darragh	215	92	917	14	41	3	.428
1969	Jack Kemp	344	170	1981	22	55t	13	.494
1970	Dennis Shaw	321	178	2507	20	48	10	.555
1971	Dennis Shaw	291	149	1813	26	75t	11	.512
1972	Dennis Shaw	258	136	1666	17	58t	14	.527
1973	Joe Ferguson	164	73	939	10	42	4	.445
1974	Joe Ferguson	232	119	1588	12	55t	12	.513
1975	Joe Ferguson	321	169	2426	17	77t	25	.526
1976	Joe Ferguson	151	74	1086	1	58t	9	.490
1977	Joe Ferguson	457	221	2803	24	42	12	.484
1978	Joe Ferguson	330	175	2136	15	92t	16	.530
1979	Joe Ferguson	458	238	3572	15	84t	14	.520
1980	Joe Ferguson	439	251	2805	18	69	20	.572
1981	Joe Ferguson	498	252	3652	20	67t	24	.506
1982	Joe Ferguson	264	144	1597	16	47	7	.546
1983	Joe Ferguson	508	281	2995	25	43t	26	.553
1984	Joe Ferguson	344	191	1991	17	68t	12	.555
1985	Vince Ferragamo	287	149	1677	17	48	5	.519
1986	Jim Kelly	480	285	3593	17	84t	22	.594
1987	Jim Kelly	419	250	2798	11	47	19	.597
1988	Jim Kelly	452	269	3380	17	66t	15	.595
1989	Jim Kelly	391	228	3130	18	78t	25	.583
1990	Jim Kelly	346	219	2829	9	71	24	.633



YEAR-BY-YEAR LEADERS

RECEIVING		No.	Yds.	Avg.	Long	TDs
1960	Tom Rychlec	45	590	13.1	36	0
1961	Glenn Bass	50	765	15.3	76t	3
1962	Ernie Warlick	35	482	13.8	25	2
1963	Bill Miller	69	860	12.5	36	3
1964	Glenn Bass	43	897	20.9	94t	7
1965	Bo Roberson	31	483	15.6	74t	3
1966	Elbert Dubenion	50	747	14.9	46	2
1967	Keith Lincoln	41	558	13.6	60t	5
1968	Haven Moses	42	633	15.1	55t	2
1969	Haven Moses	39	752	19.3	55t	5
1970	Marlin Briscoe	57	1036	18.2	48	8
1971	Marlin Briscoe	44	603	13.7	75t	5
1972	J.D. Hill	52	754	14.5	58t	5
1973	Bob Chandler	30	427	14.2	37t	3
1974	Ahmad Rashad	36	433	12.0	29	4
1975	Bob Chandler	55	746	13.6	35	6
1976	Bob Chandler	61	824	13.5	58t	10
1977	Bob Chandler	60	745	12.4	31	4
1978	Bob Chandler	44	581	13.2	44	5
1979	Frank Lewis	54	1082	20.0	55	2
1980	Jerry Butler	57	832	14.6	69	6
1981	Frank Lewis	70	1244	17.8	33	4
1982	Frank Lewis	28	443	15.8	39	2
1983	Joe Cribbs	57	524	9.2	33t	7
1984	Byron Franklin	69	862	12.5	64t	4
1985	Greg Bell	58	576	9.9	49	1
1986	Andre Reed	53	739	13.9	55t	7
1987	Andre Reed	57	752	13.2	40	5
1988	Andre Reed	71	968	13.6	65t	6
1989	Andre Reed	88	1312	14.9	78t	9
1990	Andre Reed	71	945	13.3	56t	8

SCORING		TDs	PATs	FGs	Points
1960	Wray Carlton, RB	11	0/0	0/0	66
1961	Elbert Dubenion, WR	8	0/0	0/0	48
1962	Cookie Gilchrist, RB	15	14/17	8/18	128
1963	Cookie Gilchrist, RB	14	0/0	0/0	84
1964	Pete Gogolak, K	0	45/46	19/28	102
1965	Pete Gogolak, K	0	31/31	28/46	115
1966	Booth Lusteg, K	0	41/42	19/38	98
1967	Mike Mercer, K	0	25/25	16/27	73
1968	Bruce Alford, K	0	15/15	14/24	57
1969	Bruce Alford, K	0	23/24	17/26	74
1970	Grant Guthrie, K	0	24/25	10/19	54
1971	John Leypoldt, K	0	12/12	9/13	39
1972	John Leypoldt, K	0	29/30	16/24	77
1973	John Leypoldt, K	0	27/27	21/30	90
1974	John Leypoldt, K	0	25/29	19/33	82
1975	O.J. Simpson, RB	23	0/0	0/0	138
1976	Bob Chandler, WR	10	0/1	0/0	60
1977	Carson Long, K	0	13/14	7/11	34
1978	Tom Dempsey, K	0	36/39	10/13	66
1979	Nick Mike-Mayer, K	0	17/18	20/29	77
1980	Nick Mike-Mayer, K	0	37/39	13/23	76
1981	Nick Mike-Mayer, K	0	37/37	14/24	79
1982	Efren Herrera, K	0	11/12	8/14	35
1983	Joe Danelo, K	0	33/35	10/20	63
1984	Greg Bell, RB	8	0/0	0/0	48
1985	Scott Norwood, K	0	23/23	13/17	62
1986	Scott Norwood, K	0	32/34	17/27	83
1987	Scott Norwood, K	0	31/31	10/15	61
1988	Scott Norwood, K	0	33/33	32/37	129
1989	Scott Norwood, K	0	46/47	23/30	115
1990	Scott Norwood, K	0	50/52	20/29	110



YEAR-BY-YEAR LEADERS

PUNTING		No.	Yds.	Avg.	Long	Blk.
1960	Billy Atkins	89	3468	39.0	58	0
1961	Billy Atkins	84	3783	45.0	70	1
1962	Wayne Crow	76	2946	38.8	59	1
1963	Daryle Lamonica	52	2086	40.1	57	1
1964	Paul Maguire	65	2777	42.7	64	0
1965	Paul Maguire	80	3437	43.0	68	0
1966	Paul Maguire	69	2841	41.2	61	0
1967	Paul Maguire	77	3320	43.1	64	0
1968	Paul Maguire	100	4175	41.8	61	1
1969	Paul Maguire	78	3471	44.5	78	1
1970	Paul Maguire	83	3228	38.9	58	1
1971	Spike Jones	72	2966	41.2	62	1
1972	Spike Jones	80	3104	38.8	67	1
1973	Spike Jones	66	2660	40.3	62	0
1974	Marv Bateman	34	1494	43.9	66	0
1975	Marv Bateman	61	2536	41.6	74	2
1976	Marv Bateman	86	3678	42.8	78	1
1977	Marv Bateman	81	3229	39.9	75	2
1978	Rusty Jackson	87	3373	38.8	70	2
1979	Rusty Jackson	96	3671	38.2	60	0
1980	Greg Cater	73	2828	38.7	61	1
1981	Greg Cater	80	3175	39.7	71	0
1982	Greg Cater	35	1328	37.9	61	0
1983	Greg Cater	89	3533	39.7	60	0
1984	John Kidd	88	3696	42.0	63	2
1985	John Kidd	92	3818	41.5	67	0
1986	John Kidd	75	3031	40.4	57	0
1987	John Kidd	64	2495	39.0	67	0
1988	John Kidd	62	2451	39.5	60	0
1989	John Kidd	65	2564	39.4	60	2
1990	Rick Tuten	53	2107	39.8	55	0

PUNT RETURNS		No.	FC	Yds.	Avg.	Long	TDs
1960	Joe Kulbacki	12	13	100	8.3	33	0
1961	Glenn Bass	8	17	75	9.4	32	0
1962	Willie West	15	3	124	8.3	45	0
1963	Ray Abruzzese	17	8	152	8.9	32	0
1964	Hagood Clarke	33	3	317	9.6	53t	1
1965	George Byrd	21	4	201	9.6	30	0
1966	Ed Rutkowski	18	4	209	11.6	73t	1
1967	George Byrd	30	5	142	4.7	19	0
1968	Hagood Clarke	29	2	241	8.3	82t	1
1969	Max Anderson	19	4	142	7.5	30	0
1970	Tommy Pharr	23	4	184	8.0	54	0
1971	Ike Hill	14	2	133	9.5	68t	1
1972	Alvin Wyatt	11	5	85	7.7	27	0
1973	Donnie Walker	25	4	210	8.4	23	0
1974	Donnie Walker	43	2	384	8.9	52	0
1975	Gary Hayman	25	8	216	8.6	30	0
1976	Keith Moody	16	8	166	10.4	67t	1
1977	Keith Moody	15	6	196	13.1	91t	1
1978	Keith Moody	19	5	240	12.6	82t	1
1979	Keith Moody	38	10	318	8.4	32	0
1980	Joe Cribbs	29	7	154	5.3	16	0
1981	Roland Hooks	17	2	142	8.4	25	0
1982	Mike Mosley	11	6	61	5.5	16	0
1983	Robb Riddick	42	5	241	5.7	24	0
1984	Don Wilson	33	8	297	9.0	65t	1
1985	Don Wilson	16	5	161	10.1	30	0
1986	Ron Pitts	18	11	194	10.8	49t	1
1987	Ron Pitts	23	12	149	6.5	19	0
1988	Flip Johnson	16	3	72	4.5	16	0
1989	Mickey Sutton	26	9	231	8.9	26	0
1990	Al Edwards	14	5	92	6.6	16	0



YEAR-BY-YEAR LEADERS

KICKOFF RETURNS		No.	Yds.	Avg.	Long	TDs
1960	Joe Kulbacki	13	226	17.4	25	0
1961	Elbert Dubenion	16	329	20.6	33	0
1962	Willie Jones	14	287	20.5	27	0
1963	Ed Rutkowski	13	396	30.5	65	0
1964	Ed Rutkowski	21	498	23.7	57	0
1965	Charley Warner	32	825	25.8	102t	2
1966	Charley Warner	33	846	25.6	95t	1
1967	Charley Bivins	16	380	23.8	55	0
1968	Max Anderson	39	971	24.9	100t	1
1969	Bubba Thornton	30	749	25.0	58	0
1970	Glenn Alexander	12	204	17.0	30	0
1971	Alvin Wyatt	30	762	25.4	39	0
1972	Alvin Wyatt	17	432	25.4	43	0
1973	Wallace Francis	23	687	29.9	101t	2
1974	Wallace Francis	37	947	25.6	74	0
1975	Vic Washington	35	923	26.4	59	0
1976	Keith Moody	26	605	23.3	41	0
1977	Keith Moody	30	636	21.2	45	0
1978	Curtis Brown	17	428	25.2	102t	1
1979	Keith Moody	27	556	20.6	35	0
1980	Terry Miller	16	303	18.9	43	0
1981	Byron Franklin	21	436	20.8	33	0
1982	Mike Mosely	18	487	27.1	66	0
1983	Van Williams	22	494	22.5	60	0
1984	Van Williams	39	820	21.0	65	0
1985	Don Wilson	22	465	21.1	37	0
1986	Ronnie Harmon	18	321	17.8	32	0
1987	Steve Tasker	11	197	17.9	39	0
1988	Erroll Tucker	15	310	20.7	30	0
1989	Ronnie Harmon	18	409	22.7	49	0
1990	Don Smith	32	643	20.1	38	0

KICK SCORING		PATs	FGs	Pct.	Long	Points
1960	Billy Atkins	27/33	6/13	.462	45	45
1961	Billy Atkins	29/31	2/6	.333	39	35
1962	Cookie Gilchrist	14/17	8/20	.400	42	38
1963	Mark Yoho	32/37	10/23	.434	41	62
1964	Pete Gogolak	45/46	19/29	.655	47	102
1965	Pete Gogolak	31/31	28/46	.609	47	115
1966	Booth Lusteg	41/42	19/38	.500	47	98
1967	Mike Mercer	25/25	16/27	.592	51	73
1968	Bruce Alford	15/15	14/24	.583	51	57
1969	Bruce Alford	23/24	17/26	.653	44	74
1970	Grant Guthrie	24/25	10/19	.526	52	54
1971	John Leypoldt	12/12	9/13	.692	48	39
1972	John Leypoldt	29/30	16/24	.667	48	77
1973	John Leypoldt	27/27	21/30	.700	50	90
1974	John Leypoldt	25/29	19/33	.576	47	82
1975	John Leypoldt	51/57	9/16	.563	45	78
1976	George Jakowenko	21/24	12/17	.706	49	57
1977	Carson Long	13/14	7/11	.636	45	34
1978	Tom Dempsey	36/39	10/13	.769	46	66
1979	Nick Mike-Mayer	17/18	20/29	.689	42	77
1980	Nick Mike-Mayer	37/39	13/23	.565	49	76
1981	Nick Mike-Mayer	37/37	14/24	.583	46	79
1982	Efren Herrera	11/12	8/14	.571	49	35
1983	Joe Danelo	33/35	10/20	.500	48	63
1984	Joe Danelo	17/17	8/16	.500	52	41
1985	Scott Norwood	23/23	13/17	.765	49	62
1986	Scott Norwood	32/34	17/27	.630	48	83
1987	Scott Norwood	31/31	10/15	.667	45	61
1988	Scott Norwood	33/33	32/37	.865	49	129
1989	Scott Norwood	46/47	23/30	.767	48	115
1990	Scott Norwood	50/52	20/29	.690	48	110



YEAR-BY-YEAR LEADERS

PASS INTERCEPTIONS		No.	Yds.	Avg.	Long	TDs
1960	Arch Matsos	8	142	17.8	33	1
1961	Bill Atkins	10	158	15.8	29	0
1962	Carl Charon	7	131	18.7	25	1
1963	Willie West	5	57	11.4	23	0
	John Tracey	5	22	4.4	15	0
1964	George Byrd	7	178	25.4	75t	1
1965	Hagood Clarke	7	60	8.6	40	0
1966	Tom Janik	8	136	17.0	37t	2
1967	Tom Janik	10	222	22.2	46	2
1968	George Byrd	6	76	12.7	53t	1
1969	George Byrd	7	95	13.6	32	1
1970	Pete Richardson	5	46	9.2	22	0
1971	Robert James	4	25	6.3	25	0
1972	Ken Lee	6	155	25.8	61t	1
1973	Dwight Harrison	5	117	23.4	38	1
1974	Tony Greene	9	157	17.4	38	0
1975	Dwight Harrison	8	99	12.4	40	0
1976	Tony Greene	5	135	27.0	101t	1
1977	Tony Greene	9	144	16.0	47	0
1978	Mario Clark	5	29	5.8	29	0
1979	Jeff Nixon	6	81	13.5	43	0
1980	Steve Freeman	7	107	15.3	47t	1
1981	Mario Clark	5	142	28.4	53	0
1982	Bill Simpson	4	45	11.3	24	0
1983	Steve Freeman	3	40	13.3	29	0
	Chris Williams	3	6	2.0	4	0
1984	Charles Romes	5	130	26.0	55	0
1985	Charles Romes	7	56	8.0	21	0
1986	Charles Romes	4	23	5.8	23	0
1987	Mark Kelso	6	25	4.2	12	0
1988	Mark Kelso	7	180	25.7	78t	1
1989	Mark Kelso	6	101	16.8	43	0
1990	Kirby Jackson	3	16	5.3	14	0

BILLS SACK LEADERS YEAR-BY-YEAR

YEAR	PLAYER	POS.	SACKS
1976	Mike Kadish	DT	6.5
1977	Sherman White	DE	4.0
1978	Lucius Sanford	LB	5.0
1979	Sherman White	DE	5.5
1980	Ben Williams	DE	12.0
1981	Ben Williams	DE	10.5
1982	Sherman White	DE	4.0
	Ben Williams	DE	4.0
*1983	Ben Williams	DE	10.0
1984	DARRYL TALLEY	LB	5.0
1985	BRUCE SMITH	DE	6.5
1986	BRUCE SMITH	DE	15.0
1987	BRUCE SMITH	DE	12.0
1988	BRUCE SMITH	DE	11.0
1989	BRUCE SMITH	DE	13.0
1990	BRUCE SMITH	DE	19.0

* Year NFL started officially keeping sack totals; 1976-82 sack totals were kept unofficially by the Bills.

Players in **BOLD** were on the Bills active roster at the end of the 1990 regular season.



ALL-TIME COACHES ROSTER

BUFFALO BILLS ALL-TIME COACHES ROSTER 1960-1990

NAME	COLLEGE	YEAR (S)
Asselta, Art	Ithaca	1985
Atkins, Bill	Auburn	1972-1975
Ball, Herman	Davis Elkins	1963
Bass, Marvin	William & Mary	1968-71, 1976
Beatty, Bruce	Miami	1977
Becker, John	Cal State-Northridge	1984
Bresnahan, Tom	Holy Cross	1989-1990
Bulough, Hank *	Michigan State	1985-1986
Carmody, Jim	Tulane	1981
Carr, Jim	Morris Harvey	1977
Carroll, Pete	Pacific	1984
Callin, Tom	Oklahoma	1978-1982
Cavanaugh, Ed	Duke	1972-1976
Celeri, Bob (d)	California	1968
Collier, Joe	Northwestern	1962-65, 66-68
Corey, Walt	Miami	1987-1990
Cottrell, Ted	Delaware Valley	1986-1989
Dalton, Kay	Colorado State	1977, 1985
Daniels, Joe	Slippery Rock	1986
Day, Tom	North Carolina A & T	1971
Deadmond, Glenn	Kent State	1990
DeHaven, Bruce	Southwestern Kansas	1987-1990
Dickerson, Chuck	Illinois	1987-1990
Donaldson, Jack	Ohio State	1978-1982
Dooley, Jim	Miami	1972
Dove, Bob	Notre Dame	1960-61, 68-71
Dyer, George	Cal-Santa Barbara	1982
Engelberg, Lewis (d)	East Tennessee	1969-1970
Faragalli, Joe	Villanova	1986
Flores, Tom	Pacific	1971
Gibson, Claude	North Carolina State	1969
Glanville, Jerry	Northern Michigan	1983
Gottfried, Chuck	Illinois	1970-1971
Harris, Chick	Northern Arizona	1981-1982
Hawkins, Ralph	Maryland	1969-71, 81-82
Hunt, Bobby	Auburn	1970-1971
Jackson, Milt	Tulsa	1983-1984
Johnson, Harvey* (d)	William & Mary	1960-61, 68-71
Jones, Rusty	Springfield	1985-1990
Jones, Stan	Maryland	1972-1975
Kiffin, Monte	Nebraska	1984-1985
Knox, Chuck *	Juniata	1978-1982
LaRue, Jim	Duke	1976-1977
Lawrence, Don	Notre Dame	1983-84, 1990
Leahy, Bob	Emporia State	1985-1986
Lester, Chuck	Oklahoma	1987-1990
Levy, Marv *	Coe	1986-1990
MacDonald, Andy	Central Michigan	1983-1984
Malavasi, Ray (d)	Mississippi State	1969-1970
Marchbroda, Ted	St. Bonaventure	1987-1990
Mazur, John	Notre Dame	1962-1968
McCabe, Richie (d)	Pittsburgh	1966-68, 76-77
McCalmon, Miller	Tulsa	1980-1984
Miller, Bill	Miami	1969
Miller, Bob (Red)	Western Illinois	1962
Moore, Steve	Cal-Santa Barbara	1978-1982
Moseley, Dick	Eastern Michigan	1985-1986
Moss, Perry	Illinois	1983-1984
Niblack, Jim	Florida	1983-1984
Nicolau, Nick	Southern Connecticut	1989-1990
O'Connell, Tommy	Illinois	1961
Paterra, Herb	Michigan State	1986
Pitts, Elijah	Philander Smith	1978, 80, 85-90
Prisby, Errol	Cincinnati	1976
Prochaska, Ray	Nebraska	1978-1982
Ramsey, Buster	William & Mary	1960-1961
Rauch, John *	Georgia	1969-1970
Ray, John	Olivet College	1973-1976
Reid, Floyd	Georgia	1960-1961
Ringo, Jim *	Syracuse	1972-77, 85-88
Roach, Dick	Black Hills State	1987-1990
Saban, Lou *	Indiana	1962-65, 72-76
Sandahl, Al	Louisiana College	1983
Sardisco, Tony	Tulane	1968
Shaw, Bob	Ohio State	1972-1975
Smith, Jerry	Wisconsin	1962-1968
Stephenson, Kay *	Florida	1978-82, 83-85
Tollner, Ted	Cal Poly-S.L.O.	1987-1988
Wagstaff, Jim	Idaho State	1978-1980
Wampfler, Jerry	Miami	1976-1977
Wiegandt, Ardell	North Dakota State	1985-1986
Wietecha, Ray	Northwestern	1977
Zapalac, Willie	Texas A & M	1978-1980
Zeman, Bob	Wisconsin	1983

(d) deceased

* denotes head coach



BILLS ALL-TIME ROSTER

NOTE: The following compilation of Bills alumni includes every player who has ever appeared in a Bills uniform during a regular season AFL/NFL game since 1960. Errors will be corrected if documented.

NAME	POS.	SCHOOL	YEAR	NAME	POS.	SCHOOL	YEAR
A							
Abramowitz, Dan	WR	Xavier (OH)	1975	Carlton, Wray	FB	Duke	1960-67
Abruzzese, Ray	DB	Alabama	1962-64	Carr, Levert	T	No. Central Illinois	1970-71
Acker, Bill	NT	Texas	1983-84	Carwell, Larry	S	Iowa State	1973
Adams, Bill	G	Holy Cross	1972-78	Catano, Mark	NT	Valdosta State	1986
Albright, Ira	NT	N.E. Oklahoma State	1987	Cater, Greg	P	Tenn. Chattanooga	1980-1983
Alexander, Glenn	WR	Grambling	1970	Celotto, Mario	LB	So. California	1978
Alford, Bruce	K	Texas Christian	1968-69	Chamberlain, Dan	E	Sacramento State	1960-61
Allen, Doug	LB	Penn State	1974-75	Chandler, Bob	WR	So. California	1971-79
Allen, Jackie	DB	Baylor	1970-71	Chandler, Edgar	LB	Georgia	1968-72
Alvers, Steve	TE	Miami (FL)	1981	Chapple, Dave	P	Calif. Santa Barbara	1971
Anderson, Max	RB	Arizona State	1968-70	Charon, Carl	DB	Michigan State	1962-63
Anderson, Tim	DB	Ohio State	1976	Cheek, Richard	G	Auburn	1970-71
Andrews, Al	LB	New Mexico	1970-71	Chelf, Don	G	Iowa	1960-61
Armstrong, John	DB/KR	Richmond	1987	Chetti, Joe	FB	C.W. Post	1987
Atkins, Bill	DB	Auburn	1960-63	Cheyanski, Jim	LB	Syracuse	1973-74
Auer, Joe	HB	Georgia Tech	1964-65	Christiansen, Bob	TE	UCLA	1972
Azelby, Joe	LB	Harvard	1984	Christy, Greg	T	Pittsburgh	1985
B							
Bailey, Bill	FB	Cincinnati	1967	Clark, Allan	RB	Northern Arizona	1982
Bailey, Carlton	LB	North Carolina	1988-90	Clark, Mario	DB	Oregon	1976-83
Baker, Art	RB	Syracuse	1961-62	Clark, Mike	K	Texas A & M	1972
Baker, Mel	WR	Texas Souther	1977	Clark, Steve	FS	Liberty University	1987
Baldinger, Gary	NT	Wake Forest	1990	Clarke, Hagood	DB	Florida	1964-68
Ballard, Howard	OL	Alabama A & M	1988-90	Cocroft, Sherman	DB	San Jose State	1988
Barber, Stew	OT	Penn State	1961-69	Cofield, Tim	LB	Elizabeth City State	1989
Barnett, Buster	TE	Jackson State	1981-84	Cokeley, Will	LB	Kansas State	1987
Barnett, Robert	E	Baldwin Wallace	1960-66	Cole, Linzy	WR	Texas Christian	1972
Bass, Glenn	E	East Carolina	1961-66	Coleman, IFred	TE	Northeast Louisiana	1976
Bateman, Marv	K	Utah	1974-77	Collier, Mike	RB	Morgan State	1977-79
Bayless, Martin	S	Bowling Green	1984-86	Collins, Greg	LB	Notre Dame	1977
Beamer, Tim	S	J.C. Smith	1971	Collins, Jerald	LB	Western Michigan	1969-71
Beard, Tom	C	Michigan State	1972	Conlan, Shane	LB	Penn State	1987-90
Becker, Doug	LB	Notre Dame	1978	Cornell, Robert (Bo)	LB	Washington	1973-77
Beebe, Don	WR	Chadron State	1989-90	Cornish, Frank	DT	Alcorn A & M	1972
Behrman, Dave	C	Michigan State	1963-65	Costa, Dave	DT	Utah	1966-74
Belk, Veno	TE	Michigan State	1987	Costa, Paul	TE/T	Notre Dame	1965-72
Bell, Greg	RB	Notre Dame	1984-87	Cowlings, Al	De	So. California	1970-72
Bellinger, Rodney	CB	Miami (FL)	1984-86	Craig, Neal	S	Fisk	1974
Bemiller, Al	C	Syracuse	1961-69	Craig, Reggie	WR	Arkansas	1977
Bennett, Cornelius	LB	Alabama	1987-90	Crawford, Hilton	S	Grambling	1969
Bennett, Ray	LB	Central Michigan	1986-90	Cribbs, Joe	RB	Auburn	1980-83,85
Besana, Fred	QB	California	1977	Crockett, Bobby	WR	Arkansas	1966-69
Bess, Gerald	CB	Tuskegee Institute	1987	Crockett, Monte	E	N. Mexico Highland	1960-62
Bess, Rufus	CB	S. Carolina State	1980-81	Croft, Don	DT	Texas-El Paso	1972-75
Bivins, Charley	HB	Morris Brown	1967	Cross, Justin	CT	Western State (CO)	1982-86
Blazer, Phil	C	North Carolina	1960	Crotty, Jim	DB	Notre Dame	1961-62
Bock, Joe	G	Virginia	1987	Crow, Wayne	HB	California	1962-63
Bohling, Dewey	RB	Hardin-Simmons	1961	Croyle, Phil	LB	California	1973
Borchardt, Jon	T	Montana State	1979-84	Cudzik, Walt	C	Purdue	1964
Borden, Nate	E	Indiana	1962	Cumby, George	LB	Oklahoma	1986
Boyarlsky, Jerry	NT	Pittsburgh	1986	Cunningham, Dick	T	Arkansas	1967-72
Brady, Kerry	K	Hawaii	1989	Curchin, Jeff	G	Florida State	1972
Brammer, Mark	TE	Michigan State	1980-84	D			
Bravayak, Jack	DE	Temple	1987	Danelo, Joe	K	Washington State	1983-84
Braxton, Hezekiah	HB	Virginia Union	1963	Darragh, Dan	QB	William & Mary	1968-70
Braxton, Jim	RB	West Virginia	1971-78	David, Stan	LB	Texas Tech	1984
Briscoe, Marlin	WR	Omaha	1969-71	Davis, John	T/G	Georgia Tech	1989-90
Brodhead, Bob	QB	Duke	1960	Davis, Kenneth	RB	Texas Christian	1989-90
Brookins, Mitchell	WR	Illinois	1984-85	Davis, Wayne	CB	Indiana State	1987-89
Brooks, Clifford	DB	Tennessee State	1976	Dawkins, Julius	WR	Pittsburgh	1983-84
Broughton, Walter	WR	Jacksonville State	1986-88	Day, Tom	DE	N.C. A & T	1961-66,68
Brown, Charley	S	Syracuse	1968	DeLamielleure, Joe	G	Michigan State	1973-79,85
Brown, Curtis	RB	Missouri	1977-82	Delucca, Gerry	T	Middle Tenn. State	1962-63
Brown, Fred	HB	Georgia	1961-63	Dempsey, Tom	K	Palomar Jr. College	1978-79
Brown, Marc	WR	Towson State	1987	Dennard, Preston	WR	New Mexico	1984
Brown, Tony	OL	Pittsburgh	1987	Denney, Austin	TE	Tennessee	1970-71
Brubacker, Richard	E	Ohio State	1960	Desutter, Wayne	T	Western Illinois	1966
Bugenhagen, Gary	T	Syracuse	1967	Deveigher, Chuck	DT	Memphis State	1969
Burkett, Chris	WR	Jackson State	1985-89	Devlin, Joe	T/G	Iowa	1976-82,84-89
Burnett, Bobby	HB	Arkansas	1966-67	Dickerson, Anthony	LB	SMU	1985
Burroughs, Derrick	DB	Memphis State	1985-89	Discenzo, Tony	T	Michigan State	1960
Burton, Leonard	T	South Carolina	1986-89	Dittrich, John	G	Wisconsin	1961
Butler, Jerry	WR	Clemson	1979-86	Dobbins, Oliver	DB	Morgan State	1964
Buzynski, Bernie	LB	Holy Cross	1960	Dobler, Conrad	G	Wyoming	1980-81
Bynum, Reggie	WR	Oregon State	1987	Dokes, Phil	DE	Oklahoma State	1977-78
Byrd, George (Butch)	CB	Boston University	1964-70	Donaldson, Gene	FB	Purdue	1967
Byrum, Carl	FB	Mississippi Valley State	1986-88	Dorow, Al	QB	Michigan State	1962
C							
Cahill, Bill	S	Washington	1973-74	Dowling, Sean	T	C.W. Post	1987
Caldwell, Darryl	OT	Tennessee State	1983	Drane, Dwight	S	Oklahoma	1986-90
Calhoun, Don	RB	Kansas State	1974-75	Drungo, Elbert	T	Tennessee State	1978
Callahan, Bill	S	Pittsburgh	1987	Dubeno, Elbert	WR	Bluffton	1960-68
Carey, Richard	DB	Idaho	1990	Dufek, Joe	QB	Yale	1983-85
Campbell, Arnold	DE	Alcorn State	1987	Dunaway, Jim	DT	Mississippi	1963-71
Canavino, Joe	DB	Ohio State	1962	Dunstan, Bill	DT	Utah State	1977
Cappadonna, Bob	RB	Northeastern	1968	E			
Carpenter, Brian	CB	Michigan	1984	Edgerson, Booker	CB	Western Illinois	1962-69
				Edwards, Al	WR/KR	N.W. Louisiana State	1990
				Edwards, Earl	DE	Wichita State	1973-75
				Edwards, Emmett	WR	Kansas	1976



BILLS ALL-TIME ROSTER

NAME	POS.	SCHOOL	YEAR	NAME	POS.	SCHOOL	YEAR	
Ehlers, Tom	LB	Kentucky	1978	Hertwig, Craig	T	Georgia	1978	
Eryart, Bill	RB	Oregon State	1969-70	Hews, Bob	T	Princeton	1971	
Erlandson, Tom	LB	Washington	1988	Hicks, Clifford	DB	Oregon	1990	
Estep, Mike	G	Bowling Green	1987	Higgins, Tom	LB	North Carolina State	1979	
F								
Farley, Dale	LB	West Virginia	1972-73	Hill, Ike	CB	Catawba	1970-71	
Felton, Ralph	LB	Maryland	1961-62	Hill, J.D.	WR	Arizona State	1971-75	
Ferguson, Duke	WR	San Diego State	1980	Hill, Rod	CB	Kentucky State	1984-86	
Ferguson, Charley	TE	Tennessee State	1963-69	Hoisington, Al	E	Pasadena City Coll.	1960	
Ferguson, Joe	QB	Arkansas	1973-84	Holland, John	WR	Tennessee State	1975-77	
Ferragamo, Vince	QB	Nebraska	1985	Holmes, Mike	WR	Texas Southern	1976	
Flint, George	G	Arizona State	1962-65,68	Holt, Robert	WR	Baylor	1982	
Flint, Judson	S	Memphis State	1983	Hooks, Roland	RB	North Carolina State	1976-82	
Flores, Tom	QB	Pacific	1967-69	Howard, Ron	TE	Seattle	1979	
Foley, Dave	T	Ohio State	1972-77	Hudlow, Floyd	DB	Arizona	1965	
Ford, Charley	DB	Houston	1975	Hudson, Dick	T	Memphis State	1963-68	
Ford, Fred	HB	California Poly (Pomona)	1960	Hull, Kent	C	Mississippi State	1986-90	
Forsberg, Fred	LB	Washington	1973	Humiston, Mike	LB	Weber State	1981	
Fowler, Wayne	C	Richmond	1970	Humm, David	QB	Nebraska	1980	
Fowler, Willmer	HB	Northwestern	1960-61	Hunter, Scott	QB	Alabama	1974	
Francis, Wallace	WR	Arkansas AM & N	1973-74	Hunter, Jeff	DE	Albany State	1990	
Frankowiak, Mike	TE	Central Michigan	1977-78	Hunter, Tony	TE	Notre Dame	1983-84	
Franklin, Byron	WR	Auburn	1981,83-84	Hurley, Bill	S	Syracuse	1983	
Frantz, Jack	C	California	1968	Hurston, Chuck	DE	Auburn	1971	
Frazier, Guy	LB	Wyoming	1985-86	Hutchinson, Scott	DE	Florida	1978-80,83	
Frazier, Wayne	C	Auburn	1967	Hutchison, Anthony	RB	Texas Tech	1985	
Freemen, Steve	DB	Mississippi State	1975-86	I				
Frerotte, Mitch	G	Penn State	1987,90	Ieremia, Mekeli	DE	Brigham Young	1978	
Friday, Larry	S	Mississippi State	1987	Irvin, Darrell	DE	Oklahoma	1980-83	
Fulton, Dan	WR	Nebraska-Omaha	1979	J				
Fulton, Ed	G	Maryland	1979	Jackson, Kirby	DB	Mississippi State	1988-90	
Furjanic, Tony	LB	Notre Dame	1986-87	Jackson, Randy	RB	Wichita State	1972	
G								
Gaddis, Bob	WR	Mississippi Valley State	1976	Jackson, Rusty	P	Louisiana State	1978-79	
Gaines, Sheldon	WR	Cal. State (Long Beach)	1987	Jackunas, Frank	C	Detroit	1962	
Gant, Reuben	TE	Oklahoma State	1974-80	Jacobs, Harry	LB	Bradley	1963-69	
Gant, Jerome	T	No. Carolina Central	1970	Jakowenko, George	K	Syracuse	1976	
Gardner, Carwell	FB	Louisville	1990	James, Robert	CB	Fisk	1969-74	
Garnett, Hal	LB	Utah State	1985-88,90	Janik, Tom	S	Texas A & I	1965-68	
Garnett, Scott	NT	Washington	1987	Jarvis, Bruce	C	Washington	1971-74	
Garror, Leon	S	Alcorn A & M	1972-73	Jarvis, Ray	WR	Norfolk State	1973	
Gelbaugh, Stan	QB	Maryland	1986-89	Jenkins, Ed	RB	Holy Cross	1974	
Gibson, Reuben	RB	Memphis State	1977	Jessie, Ron	WR	Kansas	1980-81	
Gilbert, Gale	QB	California-Berkeley	1989-90	Jeter, Gene	LB	Arkansas A M & N	1967	
Gilchrist, Cookie	FB	None	1962-64	Jilek, Dan	LB	Michigan	1976-79	
Cladieux, Bob	RB	Notre Dame	1970	Joe, Billy	FB	Villanova	1965	
Glosson, Clyde	WR	Texas-El Paso	1970	Johnson, Dennis	DT	Delaware	1978	
Gogolak, Pete	K	Cornell	1964-65	Johnson, Dennis	FB	Mississippi State	1978-79	
Goode, Irv	G	Kentucky	1972	Johnson, Flip	WR	McNeese State	1988-89	
Goodwin, Doug	FB	Maryland State	1966	Johnson, Jack	HB	Miami (FL)	1960-61	
Grabosky, Gene	T	Syracuse	1960	Johnson, Ken	QB	Colorado	1977	
Graham, Don	LB	Penn State	1988	Johnson, Ken	DE	Knoxville College	1979-84	
Graham, Tom	LB	Oregon	1978	Johnson, Lawrence	CB/S	Wisconsin	1984-87	
Grant, Wes	DE	UCLA	1971	Johnson, Mark	LB	Missouri	1975-76	
Grant, Will	C	Kentucky	1978-85,87	Johnson, Trumaine	WR	Grambling	1987-88	
Grate, Willie	TE	So. Carolina State	1969-70	Jones, Doug	DB	San Fernando Val. State	1975-78	
Green, Donnie	T	Purdue	1971-76	Jones, Ed	DB	Rutgers	1975	
Green, John	QB	Chattanooga	1960-61	Jones, Greg	RB	UCLA	1970-71	
Green, Van	DB	Shaw	1976	Jones, Ken	DE/OT	Arkansas State	1976-86	
Greene, Doug	DB	Texas A & I	1979-80	Jones, Mike	LB	SUNY Brockport	1987	
Greene, Tony	CB	Maryland	1971-79	Jones, Spike	P	Georgia	1971-74	
Griffith, Brent	OL	Minnesota-Duluth	1990	Jones, Steve	RB	Duke	1973-74	
Gregory, Ben	RB	Nebraska	1968-69	Jones, Willie	HB	Purdue	1962	
Groman, Bill	E	Heidelberg	1964-65	Junkin, Trey	LB	Louisiana Tech	1983-84	
Guidry, Paul	LB	McNeese State	1966-72	K				
Guthrie, Grant	K	Florida State	1970-71	Kadish, Mike	DT	Notre Dame	1973-81	
H								
Hagen, Halvor	T	Weber State	1973-75	Kaiser, John	LB	Arizona	1987	
Hagy, John	DB	Texas	1988-90	Kalsu, Bob	G	Oldahoma	1968	
Haines, Kris	WR	Notre Dame	1987	Kampa, Bob	DT	California	1973-74	
Hale, Chris	DB	USC	1989-90	Keating, Chris	LB	Maine	1979-84	
Hamby, Mike	DE	Utah State	1986	Keating, Tom	DT	Michigan	1964-65	
Hardison, Dee	DT	North Carolina	1978-80	Kellerman, Ernie	S	Miami(OH)	1973	
Harmon, Ronnie	RB	Iowa	1986-89	Kelly, Jim	QB	Miami (FL)	1986-90	
Harper, Darrell	HB	Michigan	1960	Keiso, Mark	S	William & Mary	1986-90	
Harris, James	QB	Grambling	1969-71	Kemp, Jack	QB	Occidental	1962-69	
Harrison, Dwight	DB	Texas A & I	1972-77	Kennedy, Mike	S	Toledo	1983	
Hart, Dick	G	None	1972	Kern, Don	TE	Arizona State	1986	
Hart, Leo	QB	Duke	1972-73	Kern, Rex	S	Ohio State	1974	
Harvey, Waddey	DT	Virginia Tech	1969-70	Kilson, Dave	CB	Nevada, Reno	1983	
Haslerig, Clint	RB	Michigan	1974-75	Kimbrough, John	WR	St. Cloud State	1977	
Haslett, Jim	LB	Indiana (PA)	1979-85	Kidd, John	P	Northwestern	1984-89	
Hayman, Gary	RB	Penn State	1974-75	Kingrea, Rick	LB	Tulane	1973	
Healy, Don	T	Maryland	1962	Kinard, Bill	DB	Mississippi	1960	
Heath, Clayton	RB	Wake Forest	1976	Kindig, Howard	C/DE	Los Angeles State	1967-71	
Hellestrae, Dale	T	SMU	1985-88	King, Bruce	FB	Purdue	1986	
Henley, Carey	RB	Chattanooga	1962	King, Charley	CB	Purdue	1966-67	
Hergert, Joe	LB	Florida	1960-61	King, Tony	DB	Findlay	1967	
Hernandez, Scott	NT	Kent State	1987	Kinnebrew, Larry	FB	Tennessee State	1989-90	
Herrera, Eifren	K	UCLA	1982	Kinney, Jeff	RB	Nebraska	1976	
				Kochman, Roger	HB	Penn State	1963	
				Koffler, Matt	QB	San Diego State	1982-84	
				Koy, Ted	LB/TE	Texas	1971-74	



BILLS ALL-TIME ROSTER

NAME	POS.	SCHOOL	YEAR	NAME	POS.	SCHOOL	YEAR
Krakau, Merv	LB	Iowa State	1973-78	Mistler, John	WR	Arizona State	1984
Kruse, Bob	G	Wayne State	1969	Mitchell, Charley	HB	Washington	1968
Kubin, Larry	LB	Penn State	1985	Mitchell, Roland	CB	Texas Tech	1987-88
Kulbacki, Joe	HB	Purdue	1960	Monger, Matt	LB	Oklahoma State	1989-90
Kush, Rod	SS	Nebraska-Omaha	1980-84	Montler, Mike	C	Colorado	1973-76
L				Moody, Keith	KR/DB	Syracuse	1976-79
Lamar, Kevin	G	Stanford	1987	Moore, Booker	FB	Penn State	1982-85
Lamotica, Daryle	QB	Notre Dame	1963-66	Moore, Leroy	DE	Fl. Valley State	1960,62,63
Laraway, Jack	LB	Purdue	1960	Moore, Ricky	FB	Alabama	1986
Laskey, Bill	LB	Michigan	1965	Morton, Greg	DE	Michigan	1977
Laster, Art	T	Maryland State	1970	Moses, Haven	WR	San Diego State	1968-72
Lawson, Jerome	CB	Utah	1968	Mosley, Mike	WR	Texas A & M	1982-84
Leakes, Roosevelt	RB	Texas	1980-83	Mosley, Wayne	RB	Alabama A & M	1974
LeBlanc, Bob	LB	Elon College	1987	Moss, Roland	RB	Toledo	1970
Ledbetter, Monte	WR	N.W. Louisiana State	1967-69	Muelhaupt, Ed	G	Iowa State	1960-61
Lee, Ken	LB	Washington	1972	Mueller, Jamie	FB	Benedictine College	1987-90
LeMoine, Jim	G	Utah State	1967	Munson, Bill	QB	Utah State	1978-79
Leo, Chuck	G	Indiana	1963	Murlock, Jessie	FB	California Wester	1963
Lettner, Bob	LB	Tennessee	1961	N			
Levenseller, Mike	WR	Washington State	1978	Neal, Speedy	FB	Miami (FL)	1984
Lewis, Frank	WR	Grambling	1978-83	Nelson, Bob	LB	Nebraska	1975-77
Lewis, Harold	HB	Houston	1960	Nelson, Chuck	K	Washington	1984
Lewis, John	CB	Pittsburgh	1987	Nelson, Shane	LB	Baylor	1977-82
Lewis, Richard	LB	Portland State	1973-74	Nies, John	P/K	Arizona	1990
Leyboldt, John	K	None	1971-76	Nightswander, Nick	C	Morehead State	1974
Lincoln, Keith	HB	Washington State	1967-68	Nixon, Jeff	DB	Richmond	1979-82
Lingner, Adam	C	Illinois	1987,89-90	Norris, Ulysses	TE	Georgia	1984-85
Little, John	DT	Oklahoma State	1977	Norwood, Scott	K	James Madison	1985-90
Lloyd, Jeff	DT	West Texas State	1976	Nunamaker, Julian	DE	Tennessee-Martin	1969-71
Lodish, Mike	NT	UCLA	1990	Nuzzo, Chip	S	Princeton	1987
Lofton, James	WR	Stanford	1989-90	O			
Long, Carson	K	Pittsburgh	1977	O'Connell, Tom	QB	Illinois	1960-61
Louderback, Tom	LB	San Jose State	1962	Odomes, Nate	CB	Wisconsin	1987-90
Loukas, Angelo	G	Northwestern	1969	O'Donnell, Joe	G	Michigan	1964-71
Loving, Warren	FB	William Penn	1987	O'Donoghue, Neil	K	Auburn	1977
Lucas, Richie	QB/HB	Penn State	1960-61	Oggs, Dave	LB	San Diego State	1969
Lumpkin, Joey	LB	Arizona State	1982-83	Okoniewski, Steve	DT	Montana	1972-73
Lusteg, Booth	K	Connecticut	1966	Oliver, Frank	DB	Kentucky State	1975
Lyman, Jeff	LB	Brigham Young	1972	Olson, Harold	T	Clemson	1960-62
Lynch, Tom	G	Boston College	1981-84	Owens, Artie	WR	West Virginia	1980
M				P			
Maguire, Paul	LB/K	The Citadel	1964-70	Palmer, Dick	LB	Kentucky	1972
Maidlow, Steve	LB	Michigan State	1985,87	Palumbo, Sam	C	Notre Dame	1960
Majors, Bill	DB	Tennessee	1961	Panepinto, Mike	RB	Canisius	1987
Manucci, Dan	QB	Kansas State	1979,80,87	Parker, Ervin	LB	So. Carolina State	1980-83
Marang, Gary	QB	Boston College	1974-76	Parker, Glenn	OL	Arizona	1990
Marchlewski, Frank	C	Minnesota	1970	Parker, Kerry	CB	Grambling	1987
Martin, David	CB	Villanova	1987	Parker, Willie	C	No. Texas State	1973-79
Marve, Eugene	LB	Saginaw Valley State	1982-87	Parrish, Lemar	CB	Lincoln	1982
Masters, Billy	TE	Louisiana State	1967-69	Partridge, Rick	P	Utah	1987
Mathison, Bruce	QB	Nebraska	1985	Pate, Lloyd	RB	Cincinnati	1970
Matlock, John	C	Miami	1972	Paterra, Herb	LB	Michigan State	1963
Matsos, Archie	LB	Michigan State	1960-62	Patrick, Wayne	RB	Louisville	1968-72
Matuszak, Marv	LB	Tulsa	1962,63	Patton, Bob	C	Delaware	1976
Mays, David	QB	Texas Southern	1978	Patton, Marcus	LB	UCLA	1990
McBath, Mike	DE	Penn State	1968-72	Patton, Jerry	DT	Nebraska	1972-73
McCabe, Richie	DB	Pittsburgh	1960-61	Patulski, Walt	DE	Notre Dame	1972-75
McCaffrey, Mike	LB	California	1970	Penchion, Robert	G	Alabama A & M	1972-73
McClanahan, Randy	LB	S.W. Louisiana	1978	Perryman, Jim	S	Millikin	1985
McClure, Brian	QB	Bowling Green	1987	Petric, Bob	DE	West Texas State	1967
McConnell, Brian	LB	Michigan State	1973	Pharr, Tommy	S	Mississippi State	1970
McCrumby, John	LB	Texas A & M	1975	Phillips, Kim	DB	No. Texas State	1990
McCutcheon, Lawrence	RB	Colorado State	1981	Piccone, Lou	WR	West Liberty State	1977-82
McDermott, Gary	RB	Tulsa	1968	Pike, Mark	LB	Georgia Tech	1987-90
McDole, Ron	DE	Nebraska	1963-70	Pitts, John	S	Arizona State	1967-73
McDonald, Don	DB	Houston	1961	Pitts, Ron	DB	UCLA	1986-87
McFadden, Thad	WR	Wisconsin	1987	Ploeger, Kurt	DE	Gustavus Adolphus	1986
McFarland, Jim	TE	Nebraska	1970	Ply, Bobby	DB	Baylor	1967
McGrail, Joe	NT	Delaware	1987	Pool, David	DB	Carson-Newman	1990
McGrew, Dan	C	Purdue	1960	Porter, Kerry	RB	Washington State	1987
McKeller, Keith	TE	Jacksonville State	1987-90	Porter, Ricky	RB	Slippery Rock	1987
McKenzie, Reggie	G	Michigan	1972-82	Potter, Steve	LB	Virginia	1984
McKinley, Bill	LB	Arizona	1971	Powell, Art	E	San Jose State	1967
McKinney, Royce	DB	Kentucky State	1975	Powell, Darnell	RB	Chattanooga	1976
McKnight, Ted	RB	Minnesota-Duluth	1982	Powell, Steve	RB	N.E. Missouri State	1978-79
McMillan, Eddie	CB	Florida State	1978	Prater, Dean	DE	Oklahoma State	1984-88
McMurtry, Chuck	DT	Whittier College	1960-61	Prudhomme, Remi	C	LSU	1966-67,72
McNanie, Sean	DE	San Diego State	1984-87	Pruitt, Mike	FB	Purdue	1985
Means, Dave	DE	S.E. Missouri State	1974	R			
Mercer, Mike	K	No. Arizona	1967-68	Rabb, Warren	QB	LSU	1961-62
Meredith, Dudley	DE	Lamar Tech	1964-68	Radeck, Scott	LB	Penn State	1987-89
Merrill, Mark	LB	Minnesota	1983-84	Ramson, Eason	TE	Washington State	1985
Mesner, Bruce	NT	Maryland	1987	Randolph, Al	S	Iowa	1974
Metzelaars, Pete	TE	Wabash	1985-90	Rashad, Ahmad	WR	Oregon	1974-75
Meyer, Ed	T	W. Texas State	1960	Ray, Eddie	RB	Louisiana State	1976
Mike-Mayer, Nick	K	Temple	1979-82	Reed, Andre	WR	Kutztown	1985-90
Miller, Bill	E	Miami (FL)	1963	Reeves, Roy	WR	So. Carolina	1969
Miller, Mark	QB	Mesa College	1987	Reich, Frank	QB	Maryland	1985-90
Miller, Terry	RB	Oklahoma State	1978-80	Reid, Andy	RB	Georgia	1976
Mills, Sullivan	E/DB	Wichita State	1965-66				
Minter, Tom	HB	Baylor	1962				



BILLS ALL-TIME DRAFT

1960

First Choices

- Birho Arnold, T/G, Ohio State
- Charles Bevins, HB, Morris Brown
- Don Black, E, New Mexico
- Bill Burrell, G, Illinois
- Paul Choquette, FB, Brown
- Mike Connelly, C, Utah State
- Jim Conroy, FB, USC
- Bob Coogan, T/G, Utah
- Louis Cordileone, T, Clemson
- Ted Dean, FB, Wichita State
- Willie Evans, HB, Buffalo
- Ross Fichtner, QB, Purdue
- Jon Gilliam, C, East Texas State
- Al Goldstein, E, North Carolina
- James Houston, E, Ohio State
- Ray Jauch, HB, Iowa
- Robert Khayat, T, Mississippi
- Ken Kirk, C, Mississippi
- Jim Leo, E, Cincinnati
- Richie Lucas, QB, Penn State
- Charles McMurtry, T/G, Whittier
- Bubba Meyer, E, Texas Christian
- Ron Miller, E, Vanderbilt
- Gale Oliver, T, Texas A & M
- Harold Olson, T, Clemson
- Ray Peterson, HB, West Virginia
- Vince Promuto, G, Holy Cross
- Rene Ramirez, HB, Texas
- Len Rohde, T, Utah State
- Joe Schaffer, T, Tennessee
- Wayne Schneider, HB, Colorado State
- Ivan Tomic, QB, Pittsburgh
- Larry Wilson, HB, Utah

Second Selections

- Dwight Bumgarner, E, Duke
- Tom Day, T/G, North Carolina A & T
- Babe Dreyfala, T/G, Texas
- Joe Gomes, HB, South Carolina
- Mike Graney, E, Notre Dame
- Pete Hall, QB, Marquette
- Jim Hanna, E, USC
- *Ernie Hanson, C, Arizona State
- *Darrell Harper, HB, Michigan
- John Littlejohn, HB, Kansas State
- Marvin Luster, E, UCLA
- Dwight Nichols, HB, Iowa State
- Merlin Priddy, HB, Texas Christian
- Gary Ratkowski, HB, Citadel
- Dale Rems, T/G, Purdue
- Carl Robinson, T/G, South Carolina State
- Bob Sliva, T/G, S.F. Austin
- James Sorey, DT, Texas Southern
- Jerry Thompson, T/G, Oklahoma
- Royce Whittington, T/G, Southwestern

NOTE: Richie Lucas was the first player ever drafted by the Buffalo Bills
*Future Choice - drafted as underclassman

1961

- 1. Ken Rice, T, Auburn
- 2. Billy Shaw, T, Georgia Tech
- 3a. Art Baker, FB, Syracuse
- 3b. Tom Gilburg, T, Syracuse
- 4. Stew Barber, T, Penn State
- 5. Norm Snead, QB, Wake Forest
- 6. Fred Brown, HB, Georgia
- 7. Albert Bemiller, C, Syracuse
- 8. Charles Linning, T, Miami (FL)
- 9. William Majors, HB, Tennessee
- 10. Don Kern, HB, Virginia Military
- 11. Roy Wall, HB, North Carolina
- 12. Floyd Powers, G, Mississippi State
- 13. Tom Causey, E, Louisiana Tech
- 14. Ron Kostelnik, T, Cincinnati
- 15. Jerry Frye, E, South Carolina
- 16. Vincent Scott, E, Maryland
- 17. Wayne Wolf, T, Wake Forest
- 18. John Bodkin, G, South Carolina
- 19. Charles Barnes, E, Northeast Louisiana State
- 20. Everett Cloud, HB, Maryland
- 21. Larry Vargo, E, Detroit
- 22. Charles Baker, T, Tennessee
- 23. William Mack, HB, Notre Dame
- 24. Frank Jackunas, C, Detroit
- 25. Jack Harbaugh, HB, Bowling Green
- 26. Lorenzo Stanford, T, North Carolina A & I
- 27. Bob Allen, E, Wake Forest
- 28. Jason Harness, E, Michigan State
- 29. Mike Stock, HB, Northwestern
- 30. William Martin, HB, Minnesota

1962

- 1. Ernie Davis, HB, Syracuse
- 2. Glenn Glass, HB, Tennessee
- 3. John Elwell, E, Purdue
- 4. Choice to Dallas Texans
- 5. Tom Dellinger, HB, North Carolina State
- 6. Dave Viti, E, Boston University
- 7. Jim LeCompte, G, North Carolina
- 8. Paul White, HB, Florida
- 9. Bill Saul, C, Penn State
- 10. Amos Bullocks, HB, Southern Illinois
- 11a. Jerry Croft, G, Bowling Green
- 11b. Tom Pennington, E, Georgia
- 12. Choice to Oakland
- 13a. Ron Gassert, T, Virginia
- 13b. Mike Stratton, E, Tennessee
- 14. Ron Scufca, T, Purdue
- 15. Roger Kochman, HB, Penn State
- 16. Frank Imperiale, T, Southern Illinois
- 17. Tom Sestak, DT, McNeese State
- 18. Joe Kehoe, E, Virginia
- 19. Bill Johnson, LB, Southeast Louisiana
- 20. Sam Tidmore, E, Ohio State
- 21. Carey Henly, HB, Chattanooga
- 22. Tom Hall, E, Minnesota
- 23. Ray Abruzzese, DB, Alabama
- 24. Stan Szcurek, C, Purdue
- 25. Dave Gash, E, Kentucky
- 26. Ed Reynolds, T, Tulane
- 27. Claude Crabb, HB, Colorado
- 28. Roy Walker, FB, Purdue
- 29. Jim Beaver, G, Florida
- 30. Cody Binkley, C, Vanderbilt
- 31. Jim Collier, E, Arkansas
- 32. Ken Ericson, E, Syracuse
- 33. Tony Parill, G, Illinois
- 34. Ben Charles, QB, USC

1963

- 1. Dave Behrman, C, Michigan State
- 2a. Jim Dunaway, T, Mississippi
- 2b. Tom Hutchinson, E, Kentucky
- 3. Tom Brown, HB, Maryland
- 4. Tom Woodeshick, HB, W. Virginia
- 5. Bob Jencks, E, Miami (OH)
- 6a. George Saimes, FB/DB, Michigan State
- 6b. Jim Moss, LB, South Carolina
- 7. Jim Kanicki, T, Michigan State
- 8. Choice to Denver
- 9. Larry Stallings, LB, Georgia Tech
- 10. Ron Snidow, T, Oregon
- 11a. Lindy Infante, HB, Florida
- 11b. Choice to Houston
- 12. Choice to Boston
- 13. Choice to Boston
- 14. J.B. Simmons, E, Tulsa
- 15. Paul Underhill, FB, Missouri
- 16. Ed Hoerster, LB, Notre Dame
- 17. Jeff Shabaugh, T, Indiana
- 18. Herb Palerra, LB, Michigan State
- 19. Gene Sykes, E, Louisiana State
- 20. Harlow Fullwood, T, Virginia Union
- 21. Ed Adamchak, T, Pittsburgh
- 22. Charles Walker, T, Duke
- 23. Bob Middleton, E, Ohio State
- 24. Daryle Lamonica, QB, Notre Dame
- 25. Ron Carlson, E, Wisconsin
- 26. Willie Crenshaw, FB, Nebraska
- 27. Dick Quast, G, Memphis State
- 28. Leon Mavity, HB, Colorado
- 29. Charles Kellett, HB, Memphis State

1964

- 1. Carl Eller, T, Minnesota
- 2. Dick Ewey, DE, Tennessee
- 3. George Rose, DB, Auburn
- 4a. George Byrd, DB, Boston University
- 4b. Paul Warfield, WR, Ohio State
- 5a. Tom Keating, DT, Michigan
- 5b. Mike Reilly, LB, Iowa
- 6. Choice to Kansas City
- 7. Roger Pillath, T, Wisconsin
- 8. Choice to Boston
- 9. Paul Martha, HB, Pittsburgh
- 10a. Howard Simpson, E, Auburn
- 10b. Earl Lattimer, TB, Michigan State
- 11a. Bobby Smith, HB, No. Texas State
- 11b. Cloyd Webb, E, Iowa
- 12a. Willie Ross, HB, Nebraska
- 12b. Pete Gogolak, K, Cornell
- 13. Joe O'Donnell, G, Michigan
- 14. Remi Prudhomme, T, Louisiana State
- 15. Bill Simpson, T, Baylor



BILLS ALL-TIME DRAFT

1964, continued

16. John Hilton, E, Richmond
17. Larry Kramer, T, Nebraska
18. Hagood Clarke, DB, Florida
19. Don Montgomery, E, North Carolina State
20. Bob Dugan, T, Mississippi State
21. John Delbert, T, Penn State
22. John Briscoe, LB, Arizona
23. John Evans, T, Memphis State
24. Dick Schott, T, Louisville
25. Tom Urbanik, HB, Penn State
26. Allen Jacobs, HB, Utah

1965

1. Jim Davidson, T, Ohio State
2. Choice to Kansas City
3. Alan Atkinson, T, Villanova
4. Choice to Kansas City
5. Dave Simmons, LB, Georgia Tech
6. Lance Rentzel, WR, Oklahoma
7. Marty Schottenheimer, LB, Pittsburgh
8. Ray Rissmiller, T, Georgia
9. Al Nelson, DB, Cincinnati
- 10a. Chuck Mercein, FB, Yale
- 10b. Floyd Hudlow, DB, Arizona
11. Doug Goodwin, FB, Maryland State
- 12a. Chuck Hurston, T, Auburn
- 12b. Pete Mills, HB, Wichita
13. Bob Timberlake, QB, Michigan
14. Lyn Hart, HB, Virginia State
15. John Meyer, LB, Notre Dame
16. Bruce Airheart, HB, North Dakota State
17. John Henderson, E, Michigan
- 18a. Ray Hinze, T, Texas A & M
- 18b. John Fouse, E, Arizona
19. Frank Marchlewski, LB, Minnesota
20. John Henry, DT, Boston University

1965 RED SHIRT DRAFT

1. Ken Ambrusko, HB, Maryland
2. Gary Lane, QB, Missouri
3. John Kuzniewski, FB, Purdue
4. Roger Davis, HB, Virginia
5. John Boyette, T, Clemson
6. John Strohmeier, DE, Nebraska
7. J.R. Wilburn, E, South Carolina
8. Charles King, DB, Purdue
9. Earl Hawkins, HB, Emory
10. Sonny Odom, HB, Duke
11. Ray Hohnson, C, Prairie View
12. George Wilson, QB, Xavier

1966

1. Mike Dennis, HB, Mississippi
2. Jim Lindsey, HB, Arkansas
3. Randy Jackson, T, Florida
4. Bobby Burnett, HB, Arkansas
5. Bob Sherlag, DB, Memphis State
6. Bill Johnson, DB, Sewanee
7. Choice to Denver
8. Paul Guidry, LB, McNeese State
9. James Carter, DE, Tennessee State
10. Bobby Crockett, WR, Arkansas
11. Dale Stewart, HB, Pittsburgh
12. Wayne DeSotter, T, Western Illinois
13. Al McFarlane, HB/K, Louisville
14. Tony Golmont, DB, North Carolina State
15. Allen Smith, HB, Fort Valley State
16. Ed Russell, T, Illinois
17. Bill Earhart, DT, Bowling Green
18. Greg Lashulka, E, Ohio State
19. Mel Phillips, DB, North Carolina A & T
20. Ken McLean, E, Texas A & M

1966 RED SHIRT DRAFT

1. Jack Gregory, DE, Chattanooga
2. Johnny Robinson, E, Tennessee State
3. Tony King, E, Findlay
4. Dick Cunningham, LB, Arkansas
5. Richard Czap, T, Nebraska
6. Leroy Carter, HB, Grambling
7. Dick Weeks, HB, Texas Western
8. Monroe Phelps, HB, Missouri
9. Ed King, LB, USC
10. Bill Mooror, C, Georgia Tech
11. Benny Russell, QB, Louisville

1967

1. John Pitts, DB, Arizona State
- 2a. Jim LeMoine, TE, Utah State
- 2b. Choice to San Diego
- 3a. Tom Rhoads, DE, Notre Dame

1967, continued

- 3b. Choice to Oakland
4. Gary Bugenhagen, T, Syracuse
5. Choice to Miami
- 6a. Bill Wilkerson, DE, Texas Western
- 6b. Choice to Oakland
7. George Gaiser, T, Southern Methodist
8. Tommy Luke, DB, Mississippi
9. Gerald Seither, WR, Kent State
10. Tom Croft, DB, Louisiana Tech
11. Paul Tomich, T, Drake
- 12a. Ernie Ames, DT, Kent State
- 12b. Robert Bonner, DT, Southern
- 13a. Howard Finley, DB, Tennessee A & I
- 13b. George Carter, HB, St. Bonaventure
- 13c. Randy Wheeler, HB, Georgia
14. Vern Moore, HB, Central Oklahoma State
15. Grant Martinsen, DB, Utah State
16. Mike Irwin, DB, Penn State
17. Grover Smith, HB, Fort Valley State

1968

1. Haven Moses, WR, San Diego State
2. Bob Tatarek, DT, Miami (FL)
3. Richard Trapp, E, Florida
- 4a. Edgar Chandler, LB, Georgia
- 4b. Choice to Kansas City
- 5a. Ben Gregory, RB, Nebraska
- 5b. Mike McBath, DE, Penn State
- 5c. Max Anderson, RB, Arizona State
6. Choice to Cincinnati
7. Pete Richardson, DB, Dayton
8. Robert Kalsu, T, Oklahoma
9. Gary McDermott, RB, Tulsa
10. Jerome Lawson, DB, Utah
11. Richard Plagge, RB, Auburn
12. Greg Pipes, LB, Baylor
13. Dan Darragh, QB, William & Mary
14. Chuck Devliegher, DT, Memphis State
15. John Gilmore, DT, Peru
16. John Frantz, C, California
17. Dick Hines, DT, Kentucky State

1969

1. O.J. Simpson, RB, USC
2. Bill Eryart, RB, Oregon State
3. Julian Nunamaker, DE, Tennessee-Martin
4. Mike Richey, T, North Carolina
5. Ben Mayes, DT, Drake
6. Choice to Denver
7. John Helton, DE, Arizona State
- 8a. James Harvey, T, Virginia Tech
- 8b. James Harris, QB, Grambling
9. Choice to Boston
10. Ron Baines, WR, Montana
11. Bobby Hall, RB, North Carolina State
12. Lloyd Pate, RB, Cincinnati
13. Leon Lovelace, T, Texas Tech
14. Bubba Thornton, WR, Texas Christian
15. Karl Wilson, RB, Olivet
16. Robert Kirk, G, Indiana
17. Wayne Lineberry, LB, East Carolina

1970

1. Al Cowlings, DE, USC
2. Dennis Shaw, QB, San Diego State
- 3a. Jim Reilly, G, Notre Dame
- 3b. Glenn Alexander, DB, Grambling
4. Jerome Gantt, DE, North Carolina Central
5. Steve Starnes, LB, Tampa
- 6a. Ken Edwards, RB, Virginia Tech
- 6b. Grant Guthrie, K, Florida State
7. Wayne Fowler, T, Richmond
8. Richard Cheek, T, Auburn
9. Bill Bridges, G, Houston
10. Willie Dixon, DB, Albany State
11. Terry Williams, RB, Grambling
12. Dave Simpson, T, Drake
13. Steve Schroeder, K, Pacific
14. William Costen, T, Morris Brown
15. Dave Farris, TE, Central Michigan
16. Larry Davis, WR, Rice
17. George Bevan, DB, Louisiana State

1971

1. J.D. Hill, WR, Arizona State
2. Jan White, TE, Ohio State
- 3a. Bruce Jarvis, C, Washington
- 3b. Jim Braxton, RB, West Virginia
4. Choice to New Orleans
- 5a. Don Green, T, Purdue
- 5b. Tim Beamer, DB, Johnson C. Smith
- 6a. Choice to Chicago



BILLS ALL-TIME DRAFT

1971, continued

- 6b. Bill McKinley, DE, Arizona
7. Bob Chandler, WR, USC
- 8a. Louis Ross, DE, South Carolina State
- 8b. Tyrone Walls, RB, Missouri
9. Bob Strickland, LB, Auburn
10. Choice to Oakland
11. Andy Browder, T, Texas A & I
12. Jim Sheffield, K, Texas A & M
13. Busty Underwood, QB, Texas Christian
14. Jim Hoots, DE, Missouri Southern
15. Charles Cole, RB, Toledo
16. Billy Hunter, TE, Utah
17. Pat Morrison, TE, Arkansas

1972

1. Walt Patulski, DE, Notre Dame
2. Reggie McKenzie, G, Michigan
3. Fred Swendsen, DE, Notre Dame
4. Randy Jackson, RB, Wichita State
- 5a. Leon Garror, DB, Alcorn A & M
- 5b. Bob Penchion, G, Alcorn A & M
6. Choice to Oakland
7. Ralph Stepaniak, DB, Notre Dame
8. Paul Gibson, WR, Texas-El Paso
9. Steve Vogel, LB, Boise State
10. Maurice Tyler, DB, Morgan State
11. Bill Light, LB, Minnesota
12. Jeff Baker, WR, U.S. International
13. Ed Moss, RB, Southeast Missouri
14. Karl Salb, DT, Kansas
15. Choice to Oakland
16. Brian Linstrom, QB, Arizona
17. John Shelley, DB, Oklahoma

1973

- 1a. Paul Seymour, T, Michigan
- 1b. Joe DeLamielleure, G, Michigan State
2. Jeff Winans, DT, USC
- 3a. Joe Ferguson, QB, Arkansas
- 3b. Bob Kampa, DE, California
- 4a. Donnie Walker, DB, Central State (OH)
- 4b. Jeff Yeates, DT, Boston College
- 5a. Wallace Francis, WR, Arkansas AM & N
- 5b. Choice to Miami
6. John Skorupnik, LB, Penn State
- 7a. Brian McCornell, LB, Michigan State
- 7b. John Ford, TE, Henderson State
8. Lee Fobbs, RB, Grambling
9. Mike Reppond, WR, Arkansas
- 10a. Matthew Reed, QB, Grambling
- 10b. John LeHeup, LB, South Carolina
11. Richard Earl, T, Tennessee
12. Ron Carroll, DT, Sam Houston
13. Choice to Denver
14. Merv Krakau, LB, Iowa State
- 15a. Joe Rizzo, LB, Kings Point
- 15b. Vince O'Neil, RB, Kansas
16. Choice to Denver
17. John Stearns, DE, Colorado

1974

1. Reuben Gant, TE, Oklahoma State
- 2a. Doug Allen, LB, Penn State
- 2b. Choice to San Diego
3. Gary Marangi, QB, Boston College
4. Carlester Crumpler, RB, East Carolina
- 5a. Gary Hayman, WR, Penn State
- 5b. Tim Guy, DT, Oregon
6. Choice to Cleveland
7. Choice to Baltimore
- 8a. Choice to Cleveland
- 8b. Gregg Hare, QB, Ohio State
9. Brian Doherty, P, Notre Dame
- 10a. Art Cameron, TE, Albany State
- 10b. Don Calhoun, RB, Kansas State
- 10c. Choice to St. Louis thru Denver
11. Rod Kirby, LB, Pittsburgh
12. Dave Means, DE, Southeast Missouri State
13. Ed Gatewood, LB, Tennessee State
- 14a. Paul Lamm, DB, North Carolina
- 14b. Phil Gurbada, DB, Mayville State (ND)
15. Ken Williams, DB, Southwest Louisiana State
16. Sanford Quale, OT, North Dakota State
17. Sal Casola, K, Cincinnati

1975

1. Tom Rudd, LB, Nebraska
- 2a. Choice to Oakland
- 2b. Bob Nelson, LB, Nebraska
- 2c. Glenn Lott, DB, Drake
3. Choice to San Francisco
- 4a. Choice to Cincinnati

1975, continued

- 4b. Tom Donchez, FB, Penn State
- 5a. Choice to Atlanta
- 5b. John McCrumby, LB, Texas A & M
6. Choice to New Orleans
- 7a. Gil Chapman, RB, Michigan
- 7b. Reggie Cherry, RB, Houston
- 7c. Harry Banks, DB, Michigan
8. John Hill, DT, Duke
9. Choice to Cincinnati
10. Roland Hooks, RB, North Carolina State
11. Tom Drake, DB, Michigan
12. Mark Johnson, DE, Missouri
13. Mark Dienhart, G, St. Thomas
14. Robert Evans, WR, Morris Brown
15. Chris Kupec, QB, North Carolina
16. Tom Fine, TE, Notre Dame
17. Jeff Turcotte, DE, Colorado

1976

1. Mario Clark, DB, Oregon
- 2a. Ken Jones, G/DE, Arkansas State
- 2b. Joe Devlin, T, Iowa
3. Ben Williams, DE, Mississippi
4. Dan Jilek, LB, Michigan
5. Fred Coleman, TE, Northeast Louisiana
- 6a. Leslie Benson, DE, Baylor
- 6b. Scott Piper, WR, Arizona
- 6c. Darrell Powell, RB, Chattanooga
- 7a. Jackie Williams, DB, Texas A & M
- 7b. Choice to NY Jets
- 8a. Scott Gardner, QB, Virginia
- 8b. Bobby Joe Easter, RB, Middle Tennessee
- 8c. Art Meadowcroft, G, Minnesota
- 9a. Jeff Turner, LB, Kansas
- 9b. Bob Kotzur, DT, Northwest Texas
10. Keith Moody, DE, Syracuse
11. Fory Smith, WR, Iowa State
12. Joe Lowery, RB, Jackson State
13. Will Wilcox, G, Texas
14. Tony Williams, WR, Middle Tennessee
15. Arnold Robinson, LB, Bethune Cookman
16. Gary Gorrell, LB, Boise State
17. Bob Berg, K, New Mexico

1977

- 1a. Choice to Cincinnati
- 1b. Phil Dokes, DT, Oklahoma State
2. Choice to Seattle thru Dallas
- 3a. Curtis Brown, RB, Missouri
- 3b. John Kimbrough, WR, St. Cloud State
4. Jimmy Dean, DT, Texas A & M
- 5a. Fred Besana, QB, California
- 5b. Neil O'Donoghue, K, Auburn
- 6a. Choice to San Francisco
- 6b. Ron Pruitt, DT, Nebraska
7. Mike Nelms, DE, Baylor
8. Greg Morton, DT, Michigan
9. Choice to Kansas City
10. Choice to Pittsburgh
11. Nate Jackson, RB, Tennessee State
12. Charles Romes, DB, North Carolina State

1978

1. Terry Miller, RB, Oklahoma State
- 2a. Dee Hardison, DE, North Carolina
- 2b. Scott Hutchinson, DE, Florida
- 3a. Dennis Johnson, RB, Mississippi State
- 3b. Danny Fulton, WR, Nebraska-Omaha
4. Lucius Sanford, LG, Georgia Tech
5. Ken Spaeth, TE, Nebraska
- 6a. Choice to NY Jets
- 6b. Eric Smith, T, Southern Mississippi
- 7a. Mario Celotto, LB, USC
- 7b. Steve Powell, RB, Northeast Missouri State
8. Choice to New England thru Philadelphia
9. Choice to NY Jets
10. Will Grant, C, Kentucky
11. Gerald Blanton, LB, Kentucky
12. Richard Crump, RB, Northeast Oklahoma A&M

1979

- 1a. Tom Cousineau, LB, Ohio State
- 1b. Jerry Butler, WR, Clemson
- 2a. Fred Smerlas, DT, Boston College
- 2b. Jim Haslett, LB, Indiana (PA)
3. Jon Borchardt, T, Montana State
- 4a. Ken Johnson, DE, Knoxville
- 4b. Jeff Nixon, FS, Richmond
- 5a. Rod Kush, SS, Nebraska-Omaha
- 5b. Dan Manucci, QB, Kansas State
- 6a. Choice to Houston
- 6b. Mike Burrow, G, Auburn



BILLS ALL-TIME DRAFT

1979, continued

7. Tom Mullady, TE, Southwestern at Memphis
8. Choice to Philadelphia
9. Kevin Baker, DE, William Penn
10. Dave Marter, QB/K, Mississippi State
11. Paul Lawler, CB, Colgate
12. Mike Harris, RB, Arizona State

1980

1. Jim Ritcher, C, North Carolina State
- 2a. Joe Cribbs, RB, Auburn
- 2b. Gene Bradley, QB, Arkansas State
- 3a. Mark Brammer, TE, Michigan State
- 3b. John Schmeding, G, Boston College
4. Ervin Parker, LB, South Carolina State
- 5a. Jeff Pyburn, DB, Georgia
- 5b. Keith Lee, DB, Colorado State
6. Choice exercised in Supplemental Draft
7. Choice to San Diego
8. Todd Krueger, QB, Northern Michigan
9. Kent Davis, DB, Southern Missouri State
10. Greg Cater, P, Tennessee-Chattanooga
11. Joe Gordon, DE, Grambling
12. Roger Lapham, TE, Maine

1981

- 1a. Choice to Oakland
- 1b. Booker Moore, RB, Penn State
- 2a. Chris Williams, DB, LSU
- 2b. Byron Franklin, WR, Auburn
- 3a. Mike Mosley, WR, Texas A & M
- 3b. Robert Geathers, DE, South Carolina State
4. Choice to Los Angeles Rams
5. Calvin Clark, DE, Purdue
6. Robert Holt, WR, Baylor
7. Steve Doolittle, LB, Colorado
8. Choice to New Orleans
9. Robb Riddick, RB, Millersville State (I^A)
10. Justin Cross, T, Western Colorado
11. Buster Barnett, TE, Jackson State
12. Keith Clark, LB, Memphis State

1982

1. Perry Tuttle, WR, Clemson
2. Matt Kofler, QB, San Diego State
- 3a. Eugene Marve, LB, Saginaw Valley State
- 3b. Choice to Seattle
- 4a. Van Williams, RB, Carson-Newman
- 4b. Choice to Denver
5. Choice to Washington
6. DeWayne Chivers, TE, South Carolina
- 7a. Gary Anderson, K, Syracuse
- 7b. Choice to Detroit thru Los Angeles Rams
8. Luc Tousignant, QB, Fairmont State
9. Dennis Edwards, DT, USC
10. Victor James, DB, Colorado
11. Frank Kall, G, Arizona
12. Tony Suber, DT, Gardner-Webb

1983

- 1a. Tony Hunter, TE, Notre Dame
- 1b. Jim Kelly, QB, Miami (FL)
2. Darryl Talley, LB, West Virginia
3. Choice to New Orleans thru St. Louis
- 4a. Trey Junkin, LB, Louisiana Tech
- 4b. Jimmy Payne, DE, Georgia
5. Matt Vanden Boom, S, Wisconsin
6. Choice to NY Giants thru Los Angeles Rams
7. Gurnest Brown, DT, Maryland
8. James Durham, S, Houston
9. George Parker, RB, Norfolk State
10. Richard Tharpe, DT, Louisville
11. Larry White, DE, Jackson State
12. Julius Dawkins, WR, Pittsburgh

1984

1. Greg Bell, RB, Notre Dame
2. Eric Richardson, WR, San Jose State
- 3a. Rodney Bellinger, CB, Miami (FL)
- 3b. Sean McNanie, DE, San Diego State
- 3c. Robert "Speedy" Neil, FB, Miami (FL)
4. Mitchell Brookins, WR, Illinois
5. John Kidd, P, Northwestern
6. Tony Slaton, C, USC
7. Stan David, SS, Texas Tech
8. Stacy Rayfield, S, Texas-Arlington
9. Leroy Howell, DE, Appalachian State
10. Joe Azelby, LB, Harvard
11. Craig White, WR, Missouri
12. Russell Davis, TE, Maryland

1984 USFL SUPPLEMENTAL DRAFT

1. Dwight Drane, DB, Miami (FL)

1985

- 1a. Bruce Smith, DE, Virginia Tech
- 1b. Derrick Burroughs, CB, Memphis State
- 2a. Mark Traynowicz, OL, Nebraska
- 2b. Chris Burkett, WR, Jackson State
- 3a. Frank Reich, QB, Maryland
- 3b. Hal Garner, LB, Utah State
- 4a. Andre Reed, WR, Kutztown State
- 4b. Dale Hellestrae, OT, SMU
- 5a. Choice to Los Angeles Rams
- 5b. Jimmy Teal, WR, Texas A & M
6. Mike Hamby, DT, Utah State
7. Ron Pitts, DB, UCLA
8. Jacque Robinson, RB, Washington
9. Glenn Jones, CB, Norfolk State
10. Chris Babyar, G, Illinois
11. James Seawright, LB, South Carolina
- 12a. Choice to Washington
- 12b. Paul Woodside, K, West Virginia

1986

- 1a. Ronnie Harmon, RB, Iowa
- 1b. Will Wolford, G, Vanderbilt
3. Leonard Burton, C, South Carolina
5. Carl Byrum, FB, Mississippi Valley State
- 7a. Bob Williams, TE, Penn State
- 7b. Mark Pize, LB, Georgia Tech
- 7c. Butch Rolle, TE, Michigan State
8. Tony Fujanic, LB, Notre Dame
9. Reggie Bynum, WR, Oregon State
10. Guy Teafatiller, NT, Illinois
- 11a. Tony Garbarczyk, NT, Wake Forest
- 11b. Billy Witt, DE, North Alabama
- 12a. Brian McClure, QB, Bowling Green
- 12b. Derek Christian, LB, West Virginia

1987

1. Shane Conlan, LB, Penn State
- 2a. Nate Odomes, CB, Wisconsin
- 2b. Roland Mitchell, CB, Texas Tech
- 3a. David Brandon, LB, Memphis State
- 3b. Jamie Mueller, RB, Benedictine
- 4a. Traded to Tampa Bay
- 4b. Leon Seals, DE, Jackson State
5. Choice to Washington
6. Choice to Washington
7. Kerry Porter, RB, Washington State
- 8a. Traded to Indianapolis
- 8b. Bruce Mesner, NT, Maryland
9. Keith McKeller, TE, Jacksonville State
- 10a. Choice to L.A. Raiders
- 10b. Choice to L.A. Raiders
11. Howard Ballard, OT, Alabama A & M
12. Joe McGrail, NT, Delaware

1988

1. Choice to Los Angeles Rams
2. Thurman Thomas, RB, Oklahoma State
3. Bernard Ford, WR, Central Florida
4. Choice to San Diego
- 5a. Ezekiel Gadson, S, Pittsburgh
- 5b. Kirk Roach, K, Western California
6. Dan Murray, LB, East Stroudsburg
- 7a. Tim Borley, T, Memphis State
- 7b. Bo Wright, RB, Alabama
- 8a. John Hagy, S, Texas
- 8b. Jeff Wright, NT, Central Missouri State
9. Carlton Bailey, LB, North Carolina
10. Martin Mayhew, CB, Florida State
11. Pete Curkedall, NT, Penn State
- 12a. John Driscoll, T, New Hampshire
- 12b. Tom Erlandson, LB, Washington

1989

1. Choice to Los Angeles Rams
2. Choice to Los Angeles Rams
3. Don Beebe, WR, Chadron State (NE)
4. John Kolesar, WR, Michigan
5. Michael Andrews, CB, Alcorn State
6. Sean Doctor, TE/FB, Marshall
- 7a. Brian Jordan, CB, Richmond
- 7b. Chris Hale, CB, USC
8. Choice to Kansas City
9. Pat Rabold, DT/NG, Wyoming
10. Carlo (Kenneth) Cheattom, CB/S, Auburn
11. Richard Harvey, LB, Tulane
12. Derrell Marshall, OT, USC



BILLS ALL-TIME DRAFT

1990

1. James Williams, CB, Fresno State
2. Carwell Gardner, FB, Louisville
3. Glenn Parker, OL, Arizona
4. Eddie Fuller, RB, LSU
5. Choice to Kansas City
6. John Nies, P/K, Arizona
- 7a. Brent Griffith, OL, Minnesota-Duluth
- 7b. Brent Collins, LB, Carson-Newman
- 7c. Fred DeRuggi, NT, Syracuse
- 8a. Marcus Patton, LB, UCLA
- 8b. *Exercised in the 1989 Supplemental Draft
9. Clarkston Hines, WR, Duke
10. Mike Lodish, NT, UCLA
11. Al Edwards, WR, NW Louisiana
12. Choice to New England

1991

1. Henry Jones, DB, Illinois
2. Phil Hansen, DE, North Dakota State
3. Darryl Wren, DB, Pittsburg State (KS)
4. Choice to New England
5. Shawn Wilbourn, DB, Cal State-Long Beach
6. Millard Hamilton, WR, Clark Atlanta Univ.
7. Amir Rasul, RB, Florida A & M
8. Brad Lamb, WR, Anderson University
9. Mark Maddox, LB, Northern Michigan
10. Tony DeLorenzo, OL, New Mexico State
11. Dean Kirkland, OL, Washington
12. Steven Clark, TE, Texas

* Bills 8b selection exercised in the 1989 supplemental draft - Brett Young, DB, Oregon

MAJOR TRADES

1967

QB Tom Flores, WR Art Powell, and #2 choice in '67(TE Jim LeMoine) from the Oakland Raiders for QB Daryle Lamonica, WR Glenn Bass, #3 choice in '67(LB Bill Fairband), and #5 choice(through Kansas City) in '67(LB Mike Hibler)

1971

#3 choice in '73(DE Bob Kampa), #4 choice in '73(DT Jeff Yeates), and #7 choice in '73(TE John Ford) from the Washington Redskins for DE Ron McDole.

1972

#1 choice in '73(G Joe DeLamielleure) from the Miami Dolphins for WR Marlin Briscoe.

1973

LB Jim Cheyunski, OT Mike Montler, and G Halvor Hagen from the New England Patriots for LB Edgar Chandler, RB Wayne Patrick, and LB Jeff Lyman.

1974

WR Ahmad Rashad from the St. Louis Cardinals for QB Dennis Shaw.

1976

#2 choice in '76(OT Joe Devlin) from the St. Louis Cardinals for DE Walt Patulski.

1978

#2 choice in '78(DE Scott Hutchinson), #3 choice in '78(WR Danny Fulton), #1 choice in '79(LB Tom Cousineau), #4 choice in '79(DE Ken Johnson), and #2 choice in '80(RB Joe Cribbs) from the San Francisco 49ers for RB O.J. Simpson.

1982

#1 choice in '83(QB Jim Kelly), #3 choice in '84(CB Rodney Bellinger), and #5 choice in '85(traded to Dallas in '84 for DB Rod Hill) from the Cleveland Browns for LB Tom Cousineau.

1984

#1 choice in '84(RB Greg Bell), #3 choice in '84(RB Speedy Neal), and #3 choice(through Pittsburgh) in '84(DE Sean McNanie) from the Miami Dolphins for #1 choice in '84(LB Jackie Shipp).

1987

LB Cornelius Bennett from the Indianapolis Colts for RB Greg Bell, #1 choice in '88(RB Gaston Green), #1 choice in '89(RB Cleveland Gary), and #2 choice in '89(DB Darryl Henley). Indianapolis then traded Buffalo draft choices and Bell to L.A. Rams along with RB Owen Gill, the Colt's #1 choice in '88(WR Aaron Cox), #2 choice in '88(LB Fred Strickland), and #2 choice in '89(LB Frank Stams) for RB Eric Dickerson. All draft selections were made by the L.A. Rams.

1988

DB Leonard Smith from the Phoenix Cardinals for CB Roland Mitchell and #6 draft choice in 1989. The '89 #6 choice was originally sent to the Bills earlier in '88 by Phoenix in exchange for DE Sean McNanie.



BILLS CHRONOLOGY

1959 – 10/28 The American Football League granted their seventh franchise to Buffalo with Ralph C. Wilson, Jr. of Detroit as principal owner. 11/23 Penn State QB Richie Lucas selected as Buffalo's first draft choice. 11/30 Team named Bills by President Ralph C. Wilson, Jr. 12/16 Garrard "Buster" Ramsey named head coach of the Bills. 12/22 Dick Gallagher chosen as general manager.

1960 – 7/10 First Bills training camp opened at Roycroft Inn in East Aurora, NY. 7/30 First preseason game played before 16,000 fans in Buffalo's War Memorial Stadium (lost to Boston, 28-7). 8/13 Bills first victory, a 31-14 preseason win over Denver at New Brunswick, NJ. 9/11 First regular season game was a loss to the New York Titans, 27-3, at the Polo Grounds. 9/18 Denver prevailed, 27-21, in Bills regular season home opener before 15,229 at War Memorial. 9/23 First regular season victory, 13-0, at Boston. 10/23 Bills victimized Oakland for first home victory, 38-9.

1961 – 10/27 Lou Saban hired as director of player personnel. 12/9 Bills missed first .500 season with a loss to San Diego, 28-10, to finish 6-8-0, although a 3-2 record was posted in their last five games, all on the road.

1962 – 1/4 Buster Ramsey fired as head coach. 1/18 Lou Saban named as Ramsey's replacement. 12/8 Bills defeated New York Titans, 20-3, to end year with 7-6-1 record and first winning season. 12/8 FB Cookie Gilchrist established a new AFL season rushing record with 1,096 yards.

1963 – 7/13 Camelot Motor Inn in Blasdell, NY, became Bills' new training camp. 12/7 Gilchrist set all-time pro rushing record of 243 yards and scored five touchdowns in 45-14 rout of the New York Jets. 12/28 Bills lost Eastern Division playoff game to Boston, 26-8, in Buffalo.

1964 – 9/13 Bills scored first home opening victory against Kansas City, 34-13. 12/20 Bills clinched Eastern Division title in Fenway Park snow by 24-14 margin over Boston, completing a 12-2 record. 12/26 Buffalo gained first AFL Championship with a 20-7 triumph over San Diego before standing room only crowd of 40,242 in War Memorial Stadium.

1965 – 7/1 Season ticket sales reached record 26,000 with 7,700 new seats installed in War Memorial Stadium. 12/5 Bills defeated Houston, 29-18, in Rice Stadium to clinch second straight Eastern Division title. 12/26 Bills blanked San Diego, 23-0, for second consecutive AFL crown in San Diego.

1966 – 1/2 Lou Saban, AFL Coach-of-the-Year in '64 and '65, resigned to accept position at University of Maryland. 1/3 QB Jack Kemp named AFL Player-of-the-Year. 1/6 Assistant coach Joe Collier named new head coach. 1/15 Bills bowed to AFL All-Stars, 30-19, at Houston's Rice Stadium. 1/17 FB Billy Joe, flanker Bo Roberson, OT Jim Davidson, DE Howard Simpson are claimed by Miami in expansion draft. 12/18 Bills defeated Denver at War Memorial Stadium, 38-21, in season's finale to clinch third consecutive Eastern Division Championship. 12/18 Bills HB Bobby Burnett named AFL Rookie-of-the-Year.

1967 – 1/1 Bills denied trip to first Super Bowl as Kansas City recorded 31-7 win in AFL Championship game at War Memorial. 8/14 Playing an NFL opponent for the first time, the Bills lost a 19-17 preseason decision to Detroit in Tiger Stadium.

1968 – 1/16 HB Bobby Burnett, OT Gary Bugenhagen, DT Rich Zecher, DB Charley King and C Bob Schmidt were claimed by Cincinnati in expansion draft. 7/20 Niagara University, Niagara Falls, NY, became the new location for training camp. 8/5 Bills defeated Detroit, 13-9, in a preseason contest at War Memorial for first victory over an NFL team. 9/15 Collier was relieved of coaching duties after Bills lost second game of season to Oakland, 48-6. Harvey Johnson, Bills player personnel director, was named to succeed him on an interim basis. 10/8 WR Elbert Dubenion, last of the original Bills, retired as a player.

1969 – 1/17 John Rauch resigned as Oakland head coach and agreed to a four-year contract for the same post with the Bills. 1/28 Bills make Heisman Trophy winner O.J. Simpson their number one draft choice.

1971 – 1/4 Bills QB Dennis Shaw named NFL Rookie-of-the-Year. 7/20 Rauch resigned as head coach. Johnson once again named interim coach. 12/24 Saban returned to the Bills to become vice-president in charge of football operations and head coach.

1972 – 9/24 Buffalo defeated San Francisco, 27-20, at War Memorial for first regular season victory over an NFC opponent since the AFL-NFL merger in 1970. 12/26 Simpson named AFC Player-of-the-Year after his first 1,000-yard season.

1973 – 8/18 A sellout crowd of 80,020 watched the first game in Rich Stadium (Orchard Park, NY). Washington defeated the Bills, 37-21, in this preseason contest. 9/16 Simpson set a single-game NFL rushing record of 250 yards in Buffalo's 31-13 victory at New England. 9/30 The first regular season game played at Rich Stadium was also the Bills first victory there as Buffalo defeated the New York Jets, 9-7, before 77,425 fans. 10/29 Rich Stadium was the site for Buffalo's first prime time



BILLS CHRONOLOGY

1973, continued

game coverage as the Bills defeated Kansas City, 23-14, on Monday Night Football. 12/16 Simpson ran for 200 yards in the 34-14 victory over the Jets and became the first player to rush for over 2,000 yards (2,003) in a single season. 12/23 Simpson was named the NFL's Most Valuable Player.

1974 - 12/22 As the AFC Wild Card qualifier, Bills lose a 32-14 decision at Pittsburgh.

1975 - 12/20 Simpson set NFL record for TDs in a season with 23. 12/31 Simpson named AFC Most Valuable Player.

1976 - 10/15 Saban resigned as head coach, replaced by Bills assistant Jim Ringo.

1978 - 1/10 Ringo replaced by Chuck Knox as head coach. 3/24 Simpson traded to San Francisco.

1980 - 9/7 Bills ended their NFL record 20-game losing streak to a single opponent when they defeated Miami, 17-7, at Rich Stadium. 12/21 AFC Eastern Division clinched with a 18-13 victory at San Francisco.

1981 - 1/3 San Diego defeated Buffalo, 20-14, in divisional playoff at Jack Murphy Stadium. 1/6 Knox named NFL Coach-of-the-Year. 7/19 Bills change training camp site to Fredonia State University in Fredonia, NY. 12/27 In AFC Wild Card game, Bills scored a 31-27 win over the New York Jets at Shea Stadium.

1982 - 1/3 Buffalo lost to Cincinnati, 28-21, in AFC Divisional Playoff at Riverfront Stadium.

1983 - 1/25 Knox resigned as head coach. 2/1 Assistant coach Kay Stephenson named head coach.

1984 - 8/4 Rich Stadium capacity increases 270 seats to 80,290 with the construction of executive suites in top floor of Administration Building.

1985 - 1/22 Simpson became the first Bill to be inducted into the Pro Football Hall of Fame. 2/28 Number one overall draft choice Bruce Smith signed with the Bills. 10/1 Stephenson was fired as head coach and replaced by assistant Hank Bullough.

1986 - 8/19 QB Jim Kelly signed with the Bills. 11/3 Marv Levy was named head coach, replacing Bullough.

1987 - 10/31 LB Cornelius Bennett was acquired in a three-way trade with Indianapolis and the Los Angeles Rams. 12/29 LB Shane Conlan was named NFL Defensive Rookie-of-the-Year.

1988 - 11/20 Bills clinched the AFC Eastern Division crown with a 9-6 OT victory over the New York Jets at Rich Stadium. 12/11 Buffalo fans set a new NFL season in-stadium attendance record of 622,793.

1989 - 1/1 In first home playoff game at Rich Stadium, Bills defeated Houston, 17-10, in AFC Divisional matchup. 1/8 Cincinnati holds off Buffalo, 21-10, in the AFC Championship game at Riverfront Stadium. 12/23 Bills clinch second consecutive AFC Eastern Division crown by defeating the New York Jets, 37-0, in the season finale at Giants Stadium.

1990 - 1/6 Buffalo narrowly missed playoff advancement in AFC Divisional loss at Cleveland, 34-30. 12/23 Bills claimed their third consecutive AFC Eastern Division title by handing Miami a 24-14 defeat in front of a Rich Stadium record crowd of 80,235.

1991 - 1/12 Miami returned to Buffalo and again was defeated, 44-34, in the AFC Divisional game as the two teams combined for a regulation time NFL playoff record for points scored. 1/20 Bills won their first-ever AFC Championship by dominating the Los Angeles Raiders, 51-3, in front of a Rich Stadium record crowd of 80,324. 1/27 Bills lost to the New York Giants, 20-19, in the Silver Anniversary Super Bowl XXV at Tampa Stadium as a Scott Norwood field goal sailed wide right with four seconds remaining in the battle later dubbed, "A Game for the Ages."

COACHING FELLOWSHIP

The third "Ralph C. Wilson, Jr. Coaching Fellowship" for minority collegiate coaches has been awarded to Rudy Hughes, LeHigh University, and Ricky Porter, Slippery Rock, who was a running back for the Bills in 1987. The fellowship is designed to allow deserving minority college coaches the opportunity to gain professional experience by assisting NFL teams at summer training camps. All 28 teams will be participating in similar fellowship programs during the 1991 preseason.

BILLS' FELLOWSHIP PARTICIPANTS

- 1989:** Curtis Jones, Southern Methodist University
Mac Singleton, Harvard
- 1990:** Bobby Turner, Ohio State
Lenny Willis, Boston College
- 1991:** Rudy Hughes, LeHigh University
Ricky Porter, Slippery Rock

Every time the Bills hit paydirt, Genny adds an extra point.

GENESEE BEER - BUFFALO POINT FUND

The Genesee Brewing Company, a longtime member and supporter of the Western New York community, will make a cash contribution to the Buffalo Bills Foundation of \$100 per point for every point scored by the Bills during the 1991 regular season. So far, Genesee has contributed over \$120,000 to Western New York charities through the Buffalo Bills Foundation.

BUFFALO BILLS FOUNDATION

Established in 1986, the Buffalo Bills Foundation is a not-for-profit charitable corporation. Funds for the foundation are raised by the Bills players and team personnel and are used to support charitable activities and organizations throughout the Western New York Area.



WESTERN N.Y. SCORES WITH THE BILLS



BUFFALO BILLS 1991 MEDIA GUIDE



WGCRR55

HOME OF THE

AFC CHAMPION BUFFALO BILLS