



BUFFALO BILLS

1990 • 1991 • 1992
AFC CHAMPIONS



1993 MEDIA GUIDE

BUFFALO BILLS 1993 MEDIA GUIDE



OLIVIERO

1811



More publications available at:

www.retroseasons.com/library/

BUFFALO BILLS 1993 FOOTBALL SCHEDULE

PRESEASON

Date	Day	Opponent	Time	Network	Preseason 1992 Record	Series Record
July 30	Friday	at Detroit	7:30	local	5-10	8-10
August 7	Saturday	Minnesota (Berlin)	1:00	NBC	11-5	1-4
August 12	Thursday	at Kansas City	8:00	TNT	10-6	2-7
August 21	Saturday	Tampa Bay(Citrus Bowl)	TBA	local	5-11	2-0
August 27	Friday	ATLANTA	7:30	none	6-10	2-4

REGULAR SEASON

Date	Day	Opponent	Time	Network	1992 Record	Series Record
September 5	Sunday	NEW ENGLAND	1:00	NBC	2-14	31-34-1
September 12	Sunday	at Dallas	4:00	NBC	13-3	11-19
September 19	Sunday	OPEN				
September 26	Sunday	MIAMI	1:00	NBC	11-5	19-36-1
October 3	Sunday	NY GIANTS	8:00	TNT	6-10	3-3
October 11	Monday	HOUSTON	9:00	ABC	10-6	13-20
October 17	Sunday	OPEN				
October 24	Sunday	at NY Jets	1:00	NBC	4-12	36-29
November 1	Monday	WASHINGTON	9:00	ABC	9-7	2-5
November 7	Sunday	at New England	1:00	NBC	2-14	31-34-1
November 15	Monday	at Pittsburgh	9:00	ABC	11-5	8-6
November 21	Sunday	INDIANAPOLIS	1:00	NBC	9-7	24-20-1
November 28	Sunday	at Kansas City	4:00	NBC	10-6	16-13-1
December 5	Sunday	LA RAIDERS	1:00	NBC	7-9	15-14
December 12	Sunday	at Philadelphia	1:00	NBC	11-5	2-4
December 19	Sunday	at Miami	1:00	NBC	11-5	19-36-1
December 26	Sunday	NY JETS	1:00	NBC	4-12	36-29
January 2	Sunday	at Indianapolis	1:00	NBC	9-7	24-20-1

(All Times Listed Are Eastern)

1993-94 POSTSEASON

January 8-9	AFC and NFC First-Round Playoff Games
January 15-16	AFC and NFC Second-Round Playoff Games
January 23	AFC and NFC Championship Games
January 30	Super Bowl XXVII at Rose Bowl (Pasadena, CA)
February 6	AFC-NFC Pro Bowl

TICKET INFORMATION

Buffalo Bills Ticket Office
One Bills Drive • Orchard Park, NY 14217
(716) 649-0015

HOURS

Off-season hours: 9 a.m.-5 p.m., Monday-Friday
In-season hours: 8 a.m.-6 p.m., Monday-Thursday,
8 a.m.-7 p.m., Friday • 9 a.m.-4 p.m., Saturday

PRICES

Season Ticket Prices (9 games)-Club Level.....	\$324.00
Sideline, Corner and Club Level End Zone.....	\$252.00
Lower Level End Zone	\$189.00
Individual Game Ticket Prices-Club Level	\$38.00
Sidelines, Corner and Club Level End Zone.....	\$31.00
Lower Level End Zone.....	\$23.00

1992 Bills Reg. Sea. Stats.....	116-119	Did You Know?.....	91, 110, 143, 204
1992 Bills Playoff Stats.....	120-122	Directory.....	3
1992 Game Summaries.....	124-135	Driving Directions to Rich Stadium.....	115
1992 Honors by Bills.....	123	Evolution of Bills' Helmet.....	13
1993 Schedule.....	1	Former USFL Players.....	153
100/100.....	96	Home/Away Record Totals.....	197
30-Plus Club.....	5	How The Bills Were Built.....	105
All-Time Coaches Roster.....	21	Key Dates.....	12
All-Time Draft.....	206-210	Magic 1,000.....	189
All-Time Pro Bowlers.....	173	Major Trades.....	210
All-Time Reg. Sea. Results.....	136-145	Media Information.....	2
All-Time Roster.....	211-214	National Award Winners.....	174
Attendance Data.....	152	NFL Interception Return Yardage.....	168
Bennett Trade.....	123	Offensive Line + 0 Sacks = Victory.....	141
Biggest Wins/Worst Losses.....	137	1993 Opponents Information.....	108-114
Bills Career Leaders.....	198-199	Overtime Games.....	175
Bills Career Playoff Leaders.....	199	Playoff Game Summaries.....	154-171
Bills Coach of the Year.....	173	Preseason Record vs. Opponents.....	150
Bills Coaching Fellowship.....	108	Preseason Results.....	150-151
Bills Firsts.....	197	Pronunciations.....	174
Bills Foundation.....	25	QB Crushers.....	187
Bills General Managers.....	7	Records:	
Bills Greatest Comebacks.....	153	Individual Playoff Records.....	194-196
Bills Head Coaches Records.....	109	Individual Records.....	181-187
Bills O & D Rankings by Yards.....	122	Team Playoff Records.....	190-193
Bills Radio Network.....	104	Team Records.....	176-180
Bills Shutouts.....	175	Opponents Records vs. Bills.....	188
Biographies:		Rich Stadium Facts.....	115
Additional Free Agents.....	106-107	Roster for 1993.....	97-99
Administration.....	8-12	Series Scores With Opponents.....	146-149
Assistant Coaches.....	16-20	Simpson, O.J.....	189
John Butler.....	6	Staff Photos.....	28,29
Draftees.....	100-104	Super Bowl XXVIII Info.....	172
Equipment/Medical.....	27	Takeaway/Giveaway (Bills).....	145
Jerry Foran.....	7	Team Records Set in 1992.....	118
Marv Levy.....	14-15	Ticket Information.....	1
Player Personnel.....	22-25	Top 10 Active NFL Coaches Records.....	15
Trainers.....	26	Top 10 Home/Road Attendance.....	114
Veteran Players.....	30-96	Wall of Fame.....	13
Ralph Wilson.....	4-5	Warmest/Coldest Games.....	152
Buffalo Pro Football History.....	188	Year-by-Year Leaders.....	200-204
Chronology.....	215-216	Year-by-Year Offense/Defense.....	205

MEDIA INFORMATION

The 1993 Buffalo Bills media guide has been prepared to assist all members of the media in their coverage of the team. Should further assistance be required, please contact Denny Lynch or Scott Berchtold in the Bills' office or at home.

CREDENTIAL REQUESTS: Credential requests should be made in writing no later than Wednesday preceding any home game.

MEDIA REQUESTS: Requests for photos, interviews and general information about the Buffalo Bills should be directed to the Bills' Public Relations Department.

REGULAR SEASON PRACTICE: Daily practices are held at the Bills' facility, and are open to Bills media through the one-on-one periods. Bills' head coach Marv Levy is available to the media at 2:30 pm on Monday and noon on Wednesday and Thursday.

DAY OF THE GAME: The Press Will Call window is located on the west side of the stadium near Gate 2 and opens 4 hours prior to game time. Enter through Gate 2 and walk to the blue double doors directly in front of the gate. The press box attendant will check your credential for admittance to the box. Media parking is limited and must be arranged no later than Wednesday prior to each home game.

MEDIA TELEPHONES: Media wishing to utilize telephone lines in the press box need to contact New York Telephone at (716) 851-6014 and ask for Robert Joyce to have a line installed for the day of each home game. If instruments are needed, media members need to contact NYNEX at (716) 689-5103 and ask for John Policastro.

BUFFALO BILLS	<i>Denny Lynch</i>	<i>Scott Berchtold</i>
One Bills Drive	Dir. of Public/Comm. Relations	Dir. of Media Relations
Orchard Park, NY 14127	Night: (716) 648-0316	Night: (716) 649-1213
(716) 648-1800	Home: (716) 626-5687	Home: (716) 627-4565
FAX: (716) 649-6446		
Press Box Number: (716) 648-5455		

The 1993 Bills media guide was prepared by: Denny Lynch, Executive Editor; Scott Berchtold, Associate Editor; Contributing Editors—Will Adair, Mike Rowland, Colleen Stack. Editors Emeritus—Chuck Burr, Jack Horrigan, Rusty Martin, Don Phinney, Dave Senko, Mike Shaw, L. Budd Thalman. The Buffalo Bills 1993 media guide is published by the Buffalo Bills Football Team, Inc. and printed by Boncraft Lithographers. Copyright 1993 by the Buffalo Bills. All rights reserved.

Administrative Staff

Ralph C. Wilson, Jr., *President*
 John Butler, *Exec. Vice President/General Manager*
 Jerry Foran, *Vice President/Administration*
 Linda Bogdan, *Corporate Vice President*
 Jeffrey C. Littmann, *Treasurer*
 Bill Munson, *Asst. G.M./Business Operations*
 Jim Overdorf, *Director of Business Operations*
 Christy Wilson Hofmann, *Dir. of Merchandis.*
 Jerry Butler, *Director of Player/Alumni Relations*
 Bob Schatz, *Business Operations Coordinator*
 Don Purdy, *Bus. Admin. Asst./Novelty Supervisor*
 Kathy Buechi, *Administrative Assistant*
 Patricia Kaczor, *Admin. Asst. (G.M.)*
 Mary Tash, *Admin. Asst. (Asst. G.M.)*

Coaches

Marv Levy, *Vice President/Head Coach*
 Elijah Pitts, *Asst. Head Coach/Running Backs*
 Tom Bresnahan, *Offensive Coord./Off. Line*
 Walt Corey, *Defensive Coordinator/Linebackers*
 Bruce DeHaven, *Special Teams*
 Charlie Joiner, *Receivers*
 Rusty Jones, *Strength & Conditioning*
 Don Lawrence, *Off. Quality Control/Tight Ends*
 Chuck Lester, *Defensive Quality Control/Admin. Asst. to Head Coach*
 Dick Roach, *Defensive Backs*
 Dan Sekanovich, *Defensive Line*
 Jim Shofner, *Quarterbacks*
 Nancy Hermann, *Secretary (coaching staff)*
 Nina Laur, *Secretary (head coach)*

Player Personnel

A. J. Smith, *Director of Pro Personnel*
 Dwight Adams, *Director of Player Personnel*
 Tom Beck, *College Scout*
 Doug Majeski, *College Scout (BLESTO)*
 Buddy Nix, *College Scout*
 Bob Ryan, *College Scout*
 Chink Sengel, *College Scout*
 Dave G. Smith, *College Scout*
 Dave W. Smith, *College Scout*
 Bob Windish, *Scouting Consultant*
 Tom Gibbons, *Scouting Admin. Assistant*
 Brad Groff, *Scouting Admin. Assistant*
 Jacky Kosmowski, *Scouting Admin. Assistant*
 Colleen McCarville, *Scouting Admin. Assistant*
 Michele Overdorf, *Scouting Admin. Assistant*

Trainers

Ed Abramowski, *Head Trainer*
 Bud Carpenter, *Asst. Trainer*
 Bill Ford, *Asst. Trainer*

Equipment

Dave Hojnowski, *Equipment Manager*
 Randy "Woody" Ribbeck, *Assistant*

Marketing/Sales

John Livsey, *Dir. of Marketing and Sales*
 Jeff Hall, *Advertising Manager*
 Colleen Stack, *Admin. Asst Marketing*

Public Relations

Denny Lynch, *Dir. of Public/Community Relations*
 Scott Berchtold, *Director of Media Relations*
 Cathy Spencer, *Office Manager*

Ticket Office

June Foran, *Ticket Director*
 Debbi Cummins, *Assistant Ticket Director*
 Amy Gomikiewicz, *Season Tickets Supervisor*
 Kristin Fiegel, *Assistant*
 Sharon Hart, *Assistant*
 Chris Hauret, *Assistant*
 Karen Renzi, *Assistant*

Video

Henry Kunttu, *Video Director*
 Erik Kunttu, *Video Assistant*

Stadium Operations

George Koch, *Director of Stadium Operations*
 Bill Bambach, *Director of Security*
 Pete Riedy, *Stadium Operations Supervisor*
 Linda Turello, *Secretary (Stadium Operations)*
Stadium Operations Staff: Tom Christen, Art Hauret, Art Hauret, Jr., Paul Kofink, Kevin Raden, Denise Stanley, Tony Dore, Kim Ziccardi.

Medical Staff

Dr. Richard Weiss, *Medical Staff Coordinator*
 Dr. Joseph Armenia, *Team Physician*
 Dr. John Marzo, *Assoc. Team Physician*
 Dr. Mario Santilli, *Assoc. Team Physician*

Support Staff

Dennis Cianfrini, *Video Assistant*
 Tim Maloney, *Game Entertainment*
 Joe Niland, *Transportation*

Club Information

StadiumRich Stadium (80,290)
 One Bills Drive
 Orchard Park, NY 14127
 (716) 648-1800
 Playing SurfaceAstroTurf 8
 Team Colors.....Royal Blue, Scarlet Red
 and White
 Radio.....WGR-AM (550)
 TV.....Regular Season (WGRZ-2,
 WKBW-7, ESPN/INT)

RALPH C. WILSON, JR.
PRESIDENT
34th Year with Bills
Born October 17, 1918


Few NFL owners have enjoyed the success of their franchise the way Ralph Wilson has since he became involved in professional football ownership over 34 years ago. As the only owner of the Buffalo Bills, he has seen his club grow from its early days as a member of the fledgling American Football League, which he is one of only three original owners, to its present association with the National Football League.

During his tenure as owner of the Bills, he has observed two of his clubs win American Football League championships (1964-65) and seen his most recent teams win the American Football Conference titles in 1990, 1991 and 1992 on their way to Super Bowl XXV, Super Bowl XXVI and Super Bowl XXVII.

Two other squads have just narrowly missed winning a chance to participate in two Super Bowls (1966 and 1988) when Buffalo fell in the AFL (AFC) title game.

Wilson has watched one of his players, O.J. Simpson, become the dominant player of the 1970's and move into the Pro Football Hall of Fame. In addition to Simpson, Wilson has seen 28 of his Bills selected to participate in the Pro Bowl, 16 of which were chosen since the 1988 season. Equally as impressive, two standouts, Bruce Smith and Steve Tasker, were voted the Pro Bowl's highest honor, Most Valuable Player.

For Ralph Wilson, football has been important since he was a young man and accompanied his father to University of Detroit and Detroit Lion games. "I was an avid fan in the early part of my teens," Wilson recalls. "I could see the interest developing in professional football in the days of Leon Hart, Bobby Layne and Doak Walker. We could see how popular the sport was becoming."

His enthusiasm for professional football led him to purchase a minority share in the NFL Detroit Lions and later join ranks with Lamar Hunt and other members of "The Foolish Club" in an ambitious, but risky venture known as the American Football League.

In the beginning there was considerable skepticism regarding the AFL by the established members of the NFL and the news media, but "The Foolish Club" (the name given to the original eight owners of AFL franchises) persevered and finally negotiated a merger with the older National Football League.

Recalling his early days in the AFL, Wilson says he "never thought about throwing in the towel, never considered selling the team. Of course, in the first three years we lost money. There were times when I reminded myself that I used to pay five dollars for a ticket to the Lions' games and I enjoyed myself and had no headaches. I would ask myself what I was doing here."

It was Wilson and the late Carroll Rosenbloom, then owner of the Baltimore Colts, who had the first tentative talks in January, 1965, that eventually led to the AFL-NFL merger. A former president of the AFL, Wilson served as a member of the Expansion Committee and the AFL-NFL Negotiations Committee.

He was also prominent in the negotiations which resulted in a 1977 agreement between the NFL Management Council and the NFL Players Association. In the past he has also served on the NFL Pension Committee and its Labor Committee. The Bills' owner is currently a member of several important league committees, including NFL Charities and the Super Bowl site selection committee.

As an active supporter of community affairs, Wilson is responsible for the Bills' strong relationship with the United Way, Roswell Park Cancer Institute and Children's Hospital. He is the founder of the Buffalo Bills Foundation (1987) and helped organize the Bills' Alumni Association and the Monday Quarterback Club.

COLLEGE/PERSONAL: Born in Columbus, Ohio, Ralph Wilson moved to Detroit with his family when he was a youngster. He earned his undergraduate degree from the University of Virginia and later attended the University of Michigan Law School.

He enlisted in the Navy during World War II, earned his commission within a year and served aboard minesweepers in both the Atlantic and Pacific theatres.

Among his many business pursuits, Wilson is Chairman of Ralph C. Wilson, Jr. Enterprises, (headquarters in Detroit), which is a diversified management and investment company with interests in the construction, television broadcast, and venture capital industry.

Mr. Wilson lives in Grosse Pointe Shores, MI. One daughter, Linda Bogdan, is the franchise's Corporate Vice President while another daughter, Christy, is the club's Director of Merchandising.

HOBBIES/INTERESTS: Enjoys reading and numerous outdoor activities...is an avid tennis player and had the privilege of representing the USA on the Bitsy Grant team in Pörschach, Austria.



Bills President Ralph Wilson and Head Coach Marv Levy stand behind the three AFC Championship trophies from 1990, 1991 and 1992. The Bills are one of only two AFC teams to have been crowned conference champions in three consecutive seasons.

THIRTY-PLUS CLUB

Current NFL owners with 30 or more years of ownership: K.S. (Bud) Adams, Houston; William V. Bidwill, Phoenix; William Clay Ford, Detroit; Lamar Hunt, Kansas City; Wellington T. Mara, NY Giants; Art Modell, Cleveland; the Rooney family, Pittsburgh; Ralph C. Wilson, Jr., Buffalo.

JOHN BUTLER**EXECUTIVE VICE PRESIDENT/
GENERAL MANAGER**9th NFL Year, 7th with Bills
Born August 13, 1946

BILLS: The Buffalo Bills entered a new era in 1993 under the direction of John Butler, who was named Executive Vice President and General Manager on February 5, 1993.

The Bills' former Director of Player Personnel brings an aire of excitement and optimism to the general manager's office with an even mixture of football knowledgable and friendly personality.

His contributions to the Bills in the area of adding talent speak for themselves when you look at the players on the Buffalo roster who were drafted since his first draft in 1988. A team's success is often dependent upon the attributes of its top two or three draft choices from each season and this is certainly an area where the Bills have exceled under Butler's guidance. His first ever selection for Buffalo and his top choice in 1988 was his most notable when RB Thurman Thomas was selected as the team's first choice that year in the second round after all other 27 teams passed on him. Buffalo's top choice in 1989 wasn't until the third round when WR Don Beebe was chosen and 1990 saw the selection of a solid CB and excellent special teamers in James Williams. Butler looked to his alma mater for the Bills number one choice in 1991, a CB converted to safety named Henry Jones, who made the trip to last year's Pro Bowl in his first season as a starter.

However, for all of the success of the Bills top choices since 1988, Butler and his scouting staff may be best known for finding outstanding talent at school's rarely listed in scouting directories. Players such as NT Jeff Wright from Central Missouri State, Beebe from Chardon State (NE), WR Brad Lamb from Anderson University (IN) and S Kurt Schulz from Eastern Washington are just a few of the examples of Bills who have made an impact coming from small schools. Under Butler's direction, the Bills scouting staff is also noted for combing the countryside and finding quality late-round draft picks that have played a significant role for the Bills with names like Wright, LB Carlton Bailey and RT Howard Ballard.

PROFESSIONAL EXPERIENCE: Having joined the Bills in May of 1987 as the Director of College Scouting, Butler was elevated to the position of Director of Player Personnel in June of 1989, overseeing the entire Buffalo scouting operation...Butler entered the NFL in 1985 and served for two seasons as a staff scout for the San Diego Chargers (1985-86)...prior to his stint with San Diego, he was a member of the United State Football League's Chicago Blitz staff and served in a number of capacities, including Director of Pro Scouting (3 years)...he also coached the tight ends and offensive line at various times...he served under head coaches George Allen and Marv Levy during his tenure with the Blitz. In fact, Butler has the unique distinction of serving with three head coaches who have each posted over 100 NFL career victories in Allen, Levy and Don Coryell.

COACHING EXPERIENCE: Butler coached collegiately for three seasons at the University of Evansville (IN), 1979-81, under Coach Randy Rodgers.

HOBBIES/INTERESTS: In his limited leisure time, Butler enjoys a good game of golf or an interesting book.

COLLEGE/PERSONAL: John Robert Butler was born in Chicago, Illinois and graduated from Urbana (IL) High School...entered the Marine Corps for four years and served 14 months in Vietnam where he saw combat duty and rose to the rank of sergeant...following his stint in the Marines, he enrolled at San Bernadino (CA) Junior College and played football for two seasons before transferring to the University of Illinois where he played one year before a knee injury cut short his career...he holds a degree in parks and recreation from Illinois...John and his wife, Alice, reside in West Seneca, NY, with their daughter, Andrea (1/26/85).

JERRY FORAN
VICE PRESIDENT/ADMINISTRATION

8th with Bills

Born November 16, 1945



BILLS: Jerry Foran eagerly stepped into his new position as Vice President in charge of Administration on February 5, 1993 and has worked fervorously to push the Bills to a number one status off the field as well as on.

Overseeing all front office activities for the Bills, Foran has spearheaded a restructure of the front office staff to include such additions as Bill Bambach, Jerry Butler, Jeff Hall and John Livsey and an expansion of the offices at the One Bills Drive complex.

Foran brings a wealth of front office knowledge and expertise to his new role, having served as the team's Director of Marketing and Sales since joining the Bills staff in 1986. During those years his responsibilities included supervision of the ticket department, novelty sales and the operation of the marketing department. He was responsible for implementing the award-winning, "Bills Make Me Wanna Shout" marketing campaign with Marine Midland Bank, which became the battle cry for millions of Bills fans across the nation during the past three Super Bowl seasons. He was also responsible for developing the "Select-A-Seat" program, which enables fans to enter Rich Stadium sometime in late spring and actually sit in the open season ticket seat (s) they would like to purchase for the upcoming season.

PROFESSIONAL EXPERIENCE: Foran is just one of a handful of administrators who has worked in three different professional leagues...he began his sports career as a member of the Chicago Cubs staff during 1972-82...he first served as the team's controller and then later as the director of ticket services for the Major League Baseball franchise...Foran then joined the Chicago Blitz of the United States Football League and served for three years (1982-84) where he established friendships with John Butler, Marv Levy and Bill Polian...as the Blitz's business manager, he handled such things as team travel, ticket sales and other front office duties.

HOBBIES/INTERESTS: In his leisure time, Foran enjoys boating, golf and reading.

COLLEGE/PERSONAL: P. Jerome Foran is a native of Manhasset, NY...he earned an accounting degree from St. Bonaventure in 1967 and then served two years as an Army first lieutenant in Alaska during 1967-69...he then earned a MBA degree at Fordham in 1971...prior to his stint in professional baseball in Chicago, he worked at a CPA firm in "the Windy City"...Jerry met his wife, June, who is the Bills Ticket Director, while working with the Cubs...they live in East Amherst, NY...their son, Joe, is an exercise physiologist and he and his wife, Kim, reside in Hamburg, NY with their son, Joseph Patrick (6/21/93).

BILLS GENERAL MANAGERS

1960-66	Richard F. (Dick) Gallagher
1967-78	Robert T. (Bob) Lustig
1979-82	Stewart C. (Stew) Barber
1983	Patrick J. (Pat) McGroder
1984-85	Terrance (Terry) Bledsoe
1986-92	William P. (Bill) Polian
1993	John R. Butler

LINDA BOGDAN

CORPORATE VICE PRESIDENT
8th year with Bills



Named Corporate Vice President in March of 1991...has a special interest in the area of long-term planning for the Bills...continues her responsibilities to the franchise as a valued member of the Player Personnel Department in the scouting sector...only active female NFL college scout...joined scouting department in 1986 on a part-time basis...scouts eastern collegiate games during the season and also covers bowl games, all-star games and scouting combine activities.

COLLEGE/PERSONAL: Linda Bogdan grew up in the Detroit area, graduated from The Hewitt School in 1967...matriculated at Bennett College (associate degree in 1969)...outstanding amateur tennis player...has captured several club championships at Forest Hills (NY) in both singles and doubles...daughter of Bills President Ralph C. Wilson, Jr....resides in West New York, N.J.

BILL MUNSON

**ASSISTANT GENERAL MANAGER/
BUSINESS OPERATIONS**
21st year with Bills
Born Aug. 6, 1950



The veteran member of the Bills' front office...served as administrative assistant in front office (1973-77)...promoted to assistant director of marketing (1978-81), elevated to director of marketing and purchasing (1982-85) before assuming duties as business manager (1985)...named assistant general manager/business manager in 1986...elevated to current position in 1989...myriad of responsibilities include: policy decisions with expanded responsibilities in the review and approval of all financial expenditures...handles all insurance and compensation administrative duties as well as overseeing stadium operations, purchasing, concessions and outside contracts...also coordinates training camp and administers Bills Foundation...is the NFL Player Program Club Coordinator and a member of the NFL Player Program Steering Committee.

COLLEGE/PERSONAL: William Gerald Munson, II is a native of Niagara Falls, graduated from Kenmore East H.S....four-year letterman in soccer and gymnastics at Kent (OH) State, graduated with a degree in education (1972)...went on to earn master's degree in sports management from the Univ. of Massachusetts (1973)...he was honored by the state of Ohio as a student-athlete in 1971 and was selected to the Who's Who of Students in American Universities and Colleges (1971-72 edition)...active in community affairs including service as a member of: Board of Directors of Erie Community College, American Lung Assn. President's Council and Executive Committee of the Buffalo Bills Alumni...member of Advisory Board of the Greater Niagara Frontier Council of the Boy Scouts of America...elected to 1989-90 edition of Who's Who in the East...also participates in church and United Way activities along with extensive public speaking appearances...resides in Kenmore, NY.

BILL BAMBACH

DIRECTOR OF SECURITY
1st Year with Bills
Born April 3, 1933



Became a full-time member of the Bills staff in May 1993 after working with the club on a part-time basis that included traveling with the team for away games...supervises security operations for all games and additional stadium events...is a liason with all law enforcement agencies and security matters with the NFL.

COLLEGE/PERSONAL: William K. Bambach, Jr. was born and raised in the WNY area...a graduate of McKinley High, he served 2 years in the military and was stationed in Korea...recently retired from the Amherst Police

BAMBACH, continued

Department after 32 1/2 years of service...worked several years of career by supervising narcotics division and vice squad...resides in Amherst, NY, with his wife, Marlene...they have 2 children, Kenneth, a federal agent, and Barbara, a physician.

SCOTT BERCHTOLD

DIRECTOR OF MEDIA RELATIONS
9th year in NFL, 5th with Bills
Born December 17, 1955



Joined Bills in March 1989 after four years as assistant director of public relations for the Green Bay Packers...began NFL career as an intern for the Cleveland Browns (1980)...was selected to stay with the club as a public relations assistant into 1981...named sports information director at University of Wisconsin-Oshkosh (1981-85)...his 1984 UW-Oshkosh baseball media guide was named "Best in the Nation" for Division III by CoSIDA.

COLLEGE/PERSONAL: Scott A. Berchtold was raised in Decatur, IL...attended the University of Illinois (1974-76) and completed BA in speech communications at Southern Illinois (1977-78)...earned master's degree in sports administration at Ohio University (1980).

JERRY BUTLER

DIR. OF PLAYER/ALUMNI RELATIONS
1st Year with Bills
Born October 12, 1957



One of the most recognizable faces in Bills history returned to the club in July 1993 as the Director of Player/Alumni Relations...duties will include assisting players with various needs in the community, acting as a "bridge" between the players and WNY and directing all alumni activities associated with the Bills...Bills playing career spanned 1979-86 as one of Buffalo's most celebrated WRs...set many club receiving marks, including 2 which still stand, most pass reception yardage in a game (255 vs. the Jets, 9/23/79) and most TDs in a game (4 vs. the Jets, 9/23/79)...was Buffalo's second first-round draft choice in 1979.

COLLEGE/PERSONAL: Jerry Butler was born in Greenwood, SC...an accomplished receiver at Clemson and was a first team All-America choice his senior year...was the Bills' "Man-of-the-Year" in 1981 and 1982 for his outstanding community service...was 1 of 5 finalists in '81 for the NFL's "Man-of-the-Year" Award...was honored in 1983 by the Buffalo and Erie County YMCA with the Jackie Robinson Award...started Butler Construction, Inc. of WNY in 1983 with teammate Mark Brammer...has an interest in old and racing cars...Jerry and his wife, Paula, live in East Amherst with their 2 children, Jerry, 6, and Lauren (Chrissy), 4.

JUNE FORAN

TICKET DIRECTOR
7th Year with Bills
Born Jan. 2, 1942



One of the few women in sports to have worked in three different pro sports leagues...served with the Chicago Cubs as Administrative Assistant to the Chief Accounting Officer (1972-82)...moved with husband Jerry to the Chicago Blitz (1982-85)...served as accounting controller while handling all accounting and payroll duties as well as other front office responsibilities...worked in private business for two years before assuming present position in 1987...supervises entire ticket operation with four fulltime employees and seasonal workers...coordinated sales campaign which resulted in all-time NFL record of 622,793 tickets sold in 1988.

PERSONAL: June E. Foran was born and raised in the Chicago area...she has extensive background in accounting and bookkeeping in both private business and professional sports...finalist for the 1986 Founder's Citation Award for Loeb, Schlossman and Hackl architectural firm in Chicago.

JEFFREY HALL
ADVERTISING MANAGER
1st Year with Bills
Born June 21, 1967


Joined the Bills in May 1993 after two seasons with the Buffalo Sabres...began career as an intern for the Sabres in the Marketing/Promotions Department...was involved with group sales and sponsorship sales in his full-time capacity with the NHL franchise.

COLLEGE/PERSONAL: Jeffrey Hall was born and raised in Ithaca, NY...earned his business degree from State University College at Buffalo (1989)...played flanker and punt returner for Buffalo State and also played lacrosse...was an all-league baseball player in his junior year at Ithaca High.

GEORGE KOCH
DIR. OF STADIUM OPERATIONS
8th Year with Bills
Born November 2, 1936


Was named to new position in May 1993...is responsible for overseeing all stadium services and employees as well as coordinating extra events at the stadium and game day operations for football games...joined the Bills staff in June 1986 as the stadium's Manager of Engineering.

COLLEGE/PERSONAL: George Koch was born in Carbondale, PA and raised in Buffalo...he attended Bennett High and graduated from the University of Buffalo in 1959 with a degree in mechanical engineering...his first job out of college was with Bell Aerospace as a test rocket engineer and he helped work with the space program...worked with Service Systems (1976-86) before joining the Bills...he and his wife, Valory, reside in Eggertsville, NY.

HENRY KUNTU
VIDEO DIRECTOR
24th Year with Bills
Born Oct. 16, 1944


Begins eighth year as fulltime staff member after 15 years (1970-84) as an outside contractor handling all film/video work for the club...shoots all practice sessions and game action on video tape...served as video director at the 1986 Japan Bowl all-star game...besides football work, he has shot television commercials, industrial films and a highly-acclaimed 15-minute anti-substance abuse video for the New York State Police (1987)...has served as an NFL Films liaison in the World League (1991-92) with the Montreal Machine

COLLEGE/PERSONAL: Henry Johannes Kuntu was born in New York City...graduated from Paier School of Art, New Haven, CT (1966)...worked in private photography business and publishing field for more than ten years...resides in Orchard Park...he has two children: Lisa (5/22/65) who is married with two children, and Erik (1/28/69).

JOHN LIVSEY
DIRECTOR OF MARKETING/SALES
1st Year with Bills
Born Jan. 7, 1964


Joined the Bills in May 1993 after six years with the Buffalo Sabres of the NHL...began career as an intern for the Sabres in 1986...started in ticket sales,

LIVSEY, *continued*

moved up to sponsorship sales and in 1992 became Director of Sales, overseeing the sponsorship sales and group ticket sales departments.

COLLEGE/PERSONAL: John T. Livsey, Jr. was born in Jacksonville, FL and raised in Hamburg, NY...earned business studies degree from Buffalo State College (1986)...played quarterback for Buffalo State College during freshman year, 1982...is currently pursuing a MBA degree at Canisius College with a fall 1994 completion date anticipated...met wife, Andrea, while both were working at the Sabres...the couple live in Hamburg, NY.

DENNY LYNCH

**DIRECTOR OF PUBLIC AND
COMMUNITY RELATIONS**
22nd Year in NFL, 8th with Bills
Born Sept. 2, 1943



Has held a variety of positions with three NFL teams...came to Bills in August 1986 after a nine-year stint with the Cleveland Browns (1977-86)...served as assistant general manager and director of operations there...also served as assistant director of public relations for New England Patriots(1972-77)...began professional career as sports information director at Glassboro (NJ) State (1964-66) and later at St. Joseph's (PA) College (1970-72)...selected to work at the 1988 AFC-NFC Pro Bowl in Hawaii and has worked on NFL Super Bowl staff eight times...serves on NFL community relations committee...coordinates Bills' Inner City Youth Football Clinic, United Way programs and Bills Backers Assn. activities...charter member of Pro Football Researchers Assn. and co-founder of WNY Sports Publicists Assn.

COLLEGE/PERSONAL: Dennis James Lynch is a native of New Jersey...earned undergraduate degree in education (1968) and did graduate work in public relations at Glassboro (NJ) State College...played football and baseball...won second team NAIA All-America honors in baseball in 1967 while an outfielder for the Glassboro State team which finished as runners-up in the NAIA World Series...inducted into the college's sports Hall of Fame in 1989 and Gloucester County (NJ) Sports Hall of Fame in 1992...recipient of the Citizenship Medallion and Distinguished Alumnus Award from the school...served seven years in the New Jersey Army National Guard...active with several church and fraternal organizations...lives in Williamsville with his wife Diane and two children, Brian (6/3/73), a student at Syracuse University and Christie (8/18/76), a high school student.

JIM OVERDORF

DIR. OF BUSINESS OPERATIONS
8th Year with Bills
Born July 15, 1960



Handles business matters in conjunction with the corporate offices in Detroit... named to his current position in 1989 after serving as administrative assistant to the business manager for the previous year...joined club as training camp intern in 1986...worked in public relations, scouting and ticket office while gaining admission to the New York Bar Association (1988).

COLLEGE/PERSONAL: James Rowland Overdorf earned a B.A. degree in political science from Eckerd College (1982)...graduated from Drake Univ. Law School (1986)...served as a law clerk in Des Moines, IA (1985-86)...was a member of the Drake Law School rugby team...hobbies include racquetball and golf...he resides in Orchard Park with his wife, Michele, and daughter, Katie (9/11/91).

DON PURDY

**BUSINESS ADMIN. ASST./NOVELTY
SUPERVISOR**
5th Year with Bills
Born May 3, 1967



Took over new responsibilities in May 1993 having served as a member of

PURDY, continued

the ticket office staff since 1989...current position includes handling invoicing and other business matters for the club and coordinating the operation of game day novelties...joined the Bills as a marketing intern in 1988...has worked under Norm Sonju of the Dallas Mavericks in organizing a youth basketball clinic at Camp-of-the-Woods in Speculator, NY.

COLLEGE/PERSONAL: Gordon Louis Purdy was born in Nyack, NY and earned a business degree from Houghton College in 1989...was a two-time basketball All-Star in the Marcy Conference (1984-85)...has enjoyed traveling to Hong Kong, Jamaica and Alaska...resides in North Buffalo with his wife, Amy, a West Seneca Elementary teacher.

BOB SCHATZ

BUSINESS OPERATIONS COORD.
7th Year with Bills
Born May 25, 1964



Named to current position in April 1993...main responsibilities include overseeing the operation of the luxury suites at Rich Stadium and coordinating training camp at Fredonia State...joined the Bills as a training camp intern in 1987...was hired part-time in the scouting department during the '87 season and was made full-time in June of 1988.

COLLEGE/PERSONAL: Robert Alan Schatz was born in New York City...graduated from Williamsville South High in 1980 and Brockport State in 1987 with a degree in sports management...his hobbies include golf, pick-up basketball and tennis...he and his wife, Heidi, reside in East Amherst, NY.

CHRISTY WILSON HOFMANN

DIRECTOR OF MERCHANDISING
3rd Year with Bills
Born October 8, 1946



Joined the Bills staff April 1, 1991...duties include the responsibility of marketing novelties, concessions and the stadium...also in charge of specific long-term marketing plans...involved in special projects such as the ladies tennis tournament at West Side Tennis Club in Forest Hills, NY

COLLEGE/PERSONAL: Christy Cole Wilson was born in Detroit, MI and graduated from the Masters School in Dobbs Ferry, NY and then earned an associate degree in 1966 from Bennett College in Millbrook, NY...had a previous career as the owner of a women's specialty store, C.C. Wilson, in New York City that featured ladies apparel and accessories...moved to Buffalo in March from New York City...daughter of Bills President Ralph Wilson...enjoys skiing, tennis and biking...resides in Miami, FL, during the offseason with husband, Robert Hofmann.

1993 KEY DATES

- | | |
|---------------|------------------------------------|
| July 16 | Training Camp Opens |
| August 19 | Training Camp Closes |
| August 24 | Roster Cutdown to 60 Players |
| August 30 | Roster Cutdown to 47 Players |
| August 31 | Roster Finalized to 53 Players |
| January 8-9 | AFC-NFC First-Round Playoff Games |
| January 15-16 | AFC-NFC Second-Round Playoff Games |
| January 23 | AFC-NFC Championship Games |
| January 30 | Super Bowl XXVIII at Georgia Dome |
| February 6 | AFC-NFC Pro Bowl at Honolulu, HI |

BUFFALO BILLS WALL OF FAME

The Buffalo Bills' Wall of Fame was inaugurated in 1980 to honor former players and administrators who have played significant roles in Bills history. Four former players have been inducted into the Wall of Fame. Running back O.J. Simpson (1969-77) was honored in 1980, quarterback Jack Kemp (1962-69) was inducted in 1984, defensive tackle Tom Sestak (1962-68) was selected in 1987 and guard Billy Shaw (1961-69) was inducted in 1988.

In 1985, former vice-president Patrick J. McGroder (1962-85) became the first non-player to have his name inscribed on the Wall. Bills' president and owner Ralph C. Wilson (1960-present) was selected for induction in 1989 as part of the club's celebration of thirty consecutive years in professional football. For their years of unending loyalty to the team, the fans were honored in 1992 as "the 12th Man."

To be eligible for induction into the Wall of Fame, a player must have played for the Buffalo Bills at least three years and be retired from professional football. Administrators who have contributed their services to the Bills organization for an extensive period of time are also eligible.

The Wall of Fame is on the upper deck facade of Rich Stadium on both sides of the field. Paintings of each inductee are displayed in the lobby of the club's administration building.

Thumbnail sketches of each Wall of Fame inductee are listed below:

Jack Kemp - quarterback, 1962-69...jersey number 15...born July 13, 1935...graduated from Occidental College (1957)...inducted November 18, 1984...full name: John French Kemp...current occupation: Secretary of Housing and Urban Development in President George Bush's administrative cabinet.

Patrick J. McGroder - vice-president, 1962-85...born March 17, 1904...attended Canisus and Chattanooga Colleges...successful business executive and Buffalo Parks Commissioner...was instrumental in bringing pro football back to Buffalo in 1960...inducted on September 29, 1985...full name: Patrick John McGroder...passed away February, 1986.

Tom Sestak - defensive tackle, 1962-68...jersey number 70...born March 9, 1936...graduated from McNeese State (1962)...inducted November 8, 1987...full name: Thomas Joseph Sestak...died March, 1986.

Billy Shaw - guard, 1961-69...jersey number 66...born December 15, 1938...graduated from Georgia Tech (1961)...inducted September 11, 1988...full name: William Lewis Shaw...resides in Toccoa, Ga...president and chief operating officer of Shaw Concrete Products in that city.

O.J. Simpson - running back, 1969-77...jersey number 32...born July 9, 1947...graduated from USC (1969)...inducted September 14, 1980...full name: Orenthal James Simpson...inducted into Pro Football Hall of Fame in 1985, only Bills' player to receive that honor to date...resides in Los Angeles, Ca...actor, television sportscaster and businessman in L.A. area.

Ralph C. Wilson, Jr. - president, 1960-present...founder of franchise and only president in the 34-year history of the club...second club administrator to be honored with induction...inducted September 18, 1989.

"The 12th Man" - the fans, 1960-present...led the league in attendance the past 5 consecutive seasons (1989-92)...holds the NFL record for a single season home attendance mark (635,889 in '91)...was announced for induction by President/Owner Ralph C. Wilson, Jr. at the Welcome Home rally following Super Bowl XXVI...officially inducted December 12, 1992.

EVOLUTION OF BILLS' HELMET

- 1960: silver helmet (blue numbers on side)
- 1961-73: white helmet, red standing buffalo
- 1974-83: white helmet, blue and red charging buffalo
- 1984-86: red helmet, charging buffalo, blue face mask
- 1987-93: red helmet, charging buffalo, white face mask

MARV LEVY

**VICE PRESIDENT FOR FOOTBALL
OPERATIONS AND HEAD COACH**
17th NFL Year, 8th with Bills
Born August 3, 1928



BILLS: Marv Levy became only the second head coach in NFL history to lead his team to 3 consecutive trips to the Super Bowl when he directed Buffalo to its third consecutive visit following the 1992 season. The Bills first reached the pinnacle of the National Football League in 1990 with their representation of the American Football Conference in the Silver Anniversary Super Bowl XXV. Buffalo then made a return trip in 1991 at Super Bowl XXVI. The Bills mentor guided his squad to four consecutive AFC East crowns (1988-91) and three consecutive AFC Championships (1990-92). In the midst of giving the team and its fans three of the most memorable seasons ever, Levy boosted his Buffalo coaching mark to 75-40-0, the best winning percentage (.652) of any coach in Bills history.

Equally as impressive, Levy's teams have posted a 35-5 regular season home record the past five seasons, ranking as the best in the NFL.

Prior to the past three Super Bowl trips, Buffalo's playoff progression started with postseason action in 1988 and continued in 1989. After winning their first four games in 1988, the Bills drove on to a 12-4 regular season record. Levy brought the excitement back to Buffalo football and the fans showed their appreciation in '88 by setting a new NFL in-stadium season attendance record of 622,793, which they then broke again in 1991 with a new standard of 635,889. Another record was set when the Bills clinched the AFC East title earlier in the season than any team in history, defeating the New York Jets in overtime, 9-6, in Week 12. With Buffalo gaining ever-increasing national attention, Levy kept his team poised in the first playoff game ever played at Rich Stadium and defeated the Houston Oilers, 17-10. Even though the Bills' magnificent season was stopped just short of the Super Bowl the following week at Cincinnati, Levy had established Buffalo as one of the premier clubs in the NFL. These accomplishments earned Levy and his staff the right to coach the AFC squad (which included seven players from the Bills) in the AFC-NFC Pro Bowl in Honolulu in January of '89.

Beginning his first full season with the team in 1987, the highly-organized Levy led the Bills to a 7-8 record and a position in the battle for the AFC East title up until the next-to-last week of the season. Despite missing the playoffs, Buffalo earned renewed respect in the National Football League and served notice that the Bills were back in the playoff picture.

Levy guided the Bills to a pair of wins over the Miami Dolphins for the first time since 1966 and also directed the club to a 21-14 victory over the Denver Broncos, who later went on to earn a berth in Super Bowl XXII.

Marv Levy enters his seventh full season as head coach of the Buffalo Bills and his eighth with the club. He took over with seven games remaining in 1986 and is serving as the 10th head coach in the 34-year history of the Bills.

Although Levy's 1986 club finished with a 2-5 record over the final seven games, the seeds of success were planted and the team improved in many areas, including the defense against the run, special teams play, and the all-important confidence factor. The Bills were competitive in all seven games with the greatest margin of defeat being only 10 points.

PROFESSIONAL HEAD COACHING EXPERIENCE: When he was chosen to direct Buffalo's football fortunes on 11/3/86, Levy was serving as the Director of Football Operations for the Montreal Alouettes of the Canadian Football League. He brought a total of more than 30 years in the coaching profession to the Buffalo post.

When he joined the Bills in 1986, Levy was quite familiar with the club, having served as part of the Bills' preseason television crew for several years.

He served as the color commentator (1983-86) and also did some work with NBC, ESPN and the University of California's football radio team (1985-86).

Levy coached for one season (1984) in the United States Football League with the Chicago Blitz, taking over a team that had changed considerably from its previous season. The team's ownership had changed, and all but four players from the previous season remained when he took over. Despite all these problems, the Blitz was a competitive club and posted a 5-13 record before the team's demise due to financial problems in 1985.

Before his venture into the USFL, Levy was an NFL head coach with the Kansas City Chiefs (1977-82). When he joined the Chiefs, the former Super Bowl champions were coming off a disastrous 2-12 season. But with Levy at the helm, improvement started immediately. In his first season, the Chiefs improved to 4-12 and continued to get better each year. His 1979 club was 7-9 and the following season, Levy's squad was 8-8. Only a late San Diego field goal in the final 13 seconds of a game in 1981 kept the Chiefs from winning the AFC West title and advancing to the playoffs. Levy departed Kansas City after the strike-shortened 1982 season to start working in broadcasting and did so for nearly two years.

The Canadian Football League also benefited from Levy's expertise when he became head coach of the Montreal Alouettes (1973-1977). In his five seasons in the CFL, Levy led the Alouettes to a 50-34-4 record and his teams were playoff contenders in all five seasons. In his second year, Montreal captured the CFL Grey Cup title with a 20-7 win over Edmonton in Vancouver. Three years later, the Alouettes repeated the trick, turning back Edmonton once again, 41-6, at Montreal's Olympic Stadium.

PROFESSIONAL ASSISTANT COACHING EXPERIENCE: Levy began his pro coaching career as kicking teams coach of the Philadelphia Eagles under Jerry Williams in 1969. He joined Coach George Allen's staff as special teams coach for the Los Angeles Rams in 1970 and followed him to the Washington Redskins as his special teams coach (1971-72) and was instrumental in Washington's advance to Super Bowl VII, where they fell to Miami, 14-7.

COLLEGE COACHING EXPERIENCE: Success was synonymous with Levy when he served as head coach at The College of William and Mary (1964-68). He was twice named the Southern Conference Coach-of-the-Year while coaching the Tribe (1964-65) and led William and Mary to what the NCAA later called one of the 10 greatest upsets in college history, a 27-16 victory over Navy (1967).

Earlier, Levy was head coach at the University of California (1960-63) where his quarterback was former Dallas Cowboy star Craig Morton. Before his tenure there, Levy was head coach at the University of New Mexico (1958-59) where he earned the Skyline Conference Coach-of-the-Year honors in both of his years at the school. He joined the New Mexico staff as an aide to Dick Clausen (1956).

Levy got his start in the coaching profession on the prep level as head coach at St. Louis Country Day School (1951-52). In just two seasons, he compiled a 13-0-1 record. He entered college coaching in 1953 as an assistant at Coe College (Cedar Rapids, IA) and stayed at his alma mater for three seasons (1953-55).

COLLEGE/PERSONAL: Marvin Daniel Levy was a standout running back in football and a sprinter on the track team at Coe College, and was a Phi Beta Kappa graduate from the institution (1950). He earned a master's degree in English History from Harvard University (1951). As a native of Chicago, he graduated from Chicago's South Shore High School (1946) and lives in Hamburg, NY with his wife, Mary Frances (Fran).

HOBBIES/INTERESTS: Levy enjoys physical fitness and jogging and reads English literature and historical novels. He has been an avid Chicago Cubs fan since childhood and is also a boxing fan, particularly the career of Joe Louis. In his free time, Levy serves as a volunteer spokesman for Literacy Volunteers and United Way Services and visits hospitalized veterans several times a year.

TOP 10 ACTIVE NFL COACHES' CAREER RECORDS START OF THE 1993 SEASON

COACH	TEAM(S)	YRS	Regular Season				Post Season				Career			
			W	L	T	PCT	W	L	T	PCT	W	L	T	PCT
George Seifert	San Fran.	4	52	12	0	.813	5	2	0	.714	57	14	0	.803
Don Shula	Balt., Miami	30	300	136	6	.686	18	15	0	.545	318	151	6	.687
Bill Cowher	Pittsburgh	1	11	5	0	.688	0	1	0	.000	11	6	0	.647
Rich Kotite	Philadelphia	2	21	11	0	.656	1	1	0	.500	22	12	0	.647
Jim Mora	New Orleans	7	69	42	0	.622	0	4	0	.000	69	46	0	.600
Marty Schottenheimer														
	Cleve., K.C.	9	83	51	1	.628	3	7	0	.300	86	58	1	.597
Dan Reeves	Denver	12	110	73	1	.610	7	6	0	.539	117	79	1	.596
Chuck Knox														
	Rams, Buff., Seattle, Rams	20	177	124	1	.588	7	11	0	.389	184	135	1	.577
Art Shell	Raiders	4	35	25	0	.583	1	2	0	.333	36	27	0	.571
Marv Levy	K.C., Buffalo	12	98	77	0	.560	8	5	0	.615	106	82	0	.564

ELIJAH PITTS

ASST. HEAD COACH/RUNNING BACKS

21st year in NFL, 12th with the Bills
 (1978-80 under Chuck Knox;
 1985-93 under Marv Levy)
 Born February 3, 1938



PRO: Assumed his current role of assistant head coach in March of 1992...has been instrumental in the development of Thurman Thomas, the NFL's 1992 MVP...has been involved in more playoff games than any other current Bills staff member with 34 to his credit as a player, coach and scout...served as an assistant under Chuck Knox in Buffalo (1978-1980)...helped the Bills advance to the playoffs in '80...rejoined the Bills (1985) as the team's RBs coach and also coordinated special teams (1986)...coached with the Hamilton Tiger-Cats of the CFL (1984) where he served as offensive coordinator...before joining the CFL, he spent 3 seasons as the backfield coach with the Houston Oilers (1981-83)...began his professional coaching career as an assistant under Chuck Knox with the Los Angeles Rams (1973-77)...was a vital factor in the Rams 5 consecutive playoff appearances (1973-77)...broke into the big leagues serving as a scout for the Green Bay Packers (1972)...is one of only 2 current NFL coaches to have played in Super Bowl I (the other being the Bills' Walt Corey).

COLLEGE/PERSONAL: Elijah Eugene Pitts played college ball for Philander Smith College in Little Rock, AK (1957-60)...chosen in the 13th round of the NFL draft by the Green Bay Packers (1961)...enjoyed an outstanding career with the Packers (1961-69)...played in 4 NFL Championships and 2 Super Bowls under head coach Vince Lombardi...scored the first rushing TD in Super Bowl history against the Chiefs in 1967...spent one last season with Green Bay (1971) after brief stops with the Chicago Bears (1970), Los Angeles Rams (1970), and New Orleans Saints (1970)...was elected to the Green Bay Packers Hall of Fame (1979) and once shared the Super Bowl record for TD's in one game with two (1967)...is also a member of the Arkansas Hall of Fame (1980)...his son Ron was a CB for the Packers who also played for the Bills (1986-87) and is now an on-air personality for the Black Entertainment Network in LA...Elijah is a native of Mayflower, AK...hobbies include riding dirt bikes, carpentry, and fishing...he and his wife, Ruth, have one daughter, Kimberly (6/9/70) and two sons; Ron (10/14/62) and Anthony (3/9/74).

TOM BRESNAHAN

OFFENSIVE COORDINATOR/OFF. LINE

12th year in NFL, 5th with Bills
 Born January 21, 1935



PRO: Was promoted to offensive coordinator in March '92 and guided the Bills rushing attack to a number one ranking in the NFL last season...is credited for the resurgence of the Bills offensive line, ranked by many experts as one of the best in the NFL the past few seasons...directed the 1990 Bills' offensive line to its fewest sack total (27) since the '81 unit gave up only 16...adds 35 years of coaching experience on the pro, college and high school levels...spent all but 3 of those years specializing in line coaching...came to Buffalo after serving 3 years as OL coach for the St. Louis/Phoenix Cardinals (1986-88)...his line was a vital cog in the Cardinals' No. 4 ranking for total offense in the NFL in 1988...previously held an assistant position with the New York Giants (1983-84)...helped the Giants advance to the NFC second round of playoffs in '84...before going to New York, was an assistant with the Kansas City Chiefs (1981-82)...worked under head coach Marv Levy there...contributed to the Chiefs' 1st winning season (9-7) in 8 years (1981)...was instrumental in Kansas City being ranked 2nd in the NFL in rushing the same year...prior to his involvement in the pro ranks, served as OL coach at Navy (1973-80)...during his stint at Navy, the Midshipmen appeared in '78 Holiday Bowl and '80 Garden State Bowl...helped Navy post a 24-11 record his last 3 seasons there...also coached the offensive linemen at Columbia (1968-73)...stamped his mark there when the Lions' 6-2-1 record in '71 was the best in 10 years and

BRESNAHAN, continued

has not been equaled since...was both offensive and defensive line coach at William College (1963-68)...his coaching career began as line coach at Cathedral High School (Springfield, Mass.) in '56...moved on to line coaching duties for the Fort Dix (NJ) Interservice Team (1957-59) and Holyoke (MA) High School (1959-61)...served as head coach at Drury High School, North Adams, MA (1961-63).

COLLEGE/PERSONAL: Thomas M. Bresnahan played collegiate football at Holy Cross, where he received cum laude honors in economics and philosophy with a bachelor's degree in 1956...earned a master's in education from Springfield (MA) College in 1960...Bresnahan lives in Orchard Park with his wife, Elaine...they have three sons-Thomas (10/4/58), Charles (9/8/60), and Daniel (11/17/64), along with a daughter, Denise (9/5/69).

WALT COREY**DEFENSIVE
COORDINATOR/LINEBACKERS**

23rd year in NFL, 7th with Bills
Born May 9, 1938



PRO: The architect of the Bills' defense which jumped from a 27th ranking in 1991 to its 12th place ranking last year...his defense received many accolades when it was ranked the best in the AFC in '88...credited with orchestrating a complete turnaround for defense which ranked 24th in the NFL in '86...joined Buffalo staff in January, '87 after a highly-successful tenure as defensive coordinator and LB coach at Kansas City (1978-86)...had been a member of the Chiefs' staff for 13 of the first 16 years in professional coaching...first served on Hank Stram's staff (1971-74) working with LB's and special teams before moving to Cleveland (1975-77)...returned to Kansas City as an assistant to Marv Levy (1978)...coached the DL and secondary under Levy and then was the first assistant hired by John Mackovic when he took over the Chiefs in '82...coached the DL (1982-85) before taking over as LB coach and defensive coordinator (1986)...that year Chiefs' defense ranked 2nd in total defense (AFC) and tied for the NFL lead in takeaways with 49 (including 31 INTs)...unit jumped from 21st to 8th in total defense (NFL) in just one season...started coaching at Utah State (1967-70)...left there to work 2 years at the University of Miami (1970-71)...is one of only 2 current NFL coaches to have played in Super Bowl I (the other is the Bills' Elijah Pitts).

COLLEGE/PERSONAL: Walter M. Corey is a native of Latrobe, PA...played in the AFL as a LB (1960-66)...won a berth as a FA with the Dallas Texans in '60 and played with the Texans and Chiefs for 7 seasons...was a member of the Kansas City club that defeated Buffalo for the AFL Championship and went on to play in Super Bowl I against the Green Bay Packers...he and his wife, Jane, live in West Seneca...they have two children, Carla (7/29/67) and Mark (8/18/68).

BRUCE DEHAVEN**SPECIAL TEAMS**

7th with Bills
Born Sept. 6, 1948



PRO: Directed the Bills kickoff coverage unit to its number one NFL ranking four consecutive years (1987-90)...coached Steve Tasker, the 1993 Pro Bowl MVP...his 1991 punt coverage unit also led the league in opponent's average punt return yardage...entering his 23rd year of coaching...has experience on high school, college and pro levels...joined the Bills in January, '87 as special teams coach...his special teams have ranked among the best in the NFL since his arrival in Buffalo...one of his players, Steve Tasker, was selected as the special teams player to represent the AFC in the Pro Bowl in '87, '90 and '91...spent the previous 3 seasons as an assistant in the USFL...most recently was the RBs and special teams coach with the USFL Orlando Renegades (1985)...had been special teams and OL coach for the Pittsburgh Maulers (1984)...was initiated into professional coaching when he was appointed special teams and assistant OL coach with the New Jersey Generals (1983)...was OL coach and recruiting coordinator at New Mexico State University

DEHAVEN, *continued*

(1982)...served the first 3 years of his college coaching career at the University of Kansas (1979-81)...during his stint with the Jayhawks, he worked with DBs, OL and also headed up the recruiting program...coached on the high school level for 9 years before moving on to the college ranks...was an assistant at Wichita Southeast High School part of that time and helped lead the school to 3 straight state football titles.

COLLEGE/PERSONAL: Bruce DeHaven is a native of Trousdale, KS...won 12 letters at Belpre-Trousdale High School in Kansas...a graduate of Southwestern College in Winfield, KS...was a basketball standout there and led the team in scoring 2 years in succession...also participated in track...he and his wife, Kathy, live in East Aurora.

CHARLIE JOINER

RECEIVERS

7th year in NFL, 2nd with Bills
Born October 14, 1947



PRO: Brings 24 years of NFL experience to Buffalo in his second season of directing the Bills receiving corps...will continue to pass along his knowledge and expertise to WR James Lofton, who became the NFL's all-time leader in receiving yards in '92...served as San Diego's receivers coach 1987-91, developing the Chargers young group of receivers which included Pro Bowler Anthony Miller...was named the Chargers receivers coach in '87 after retiring as the NFL's most prolific receiver, ending an 18-year career that culminated with 750 catches for 12,146 yards (both NFL all-time records at the time)...played in 239 NFL games, a record for wide receivers, in his career at Houston (1969-72), Cincinnati (1972-75) and San Diego (1976-86)...went to San Diego in a trade for DE Coy Bacon...played in 194 consecutive games and was named the Chargers' most inspirational player seven consecutive seasons...named to the Pro Bowl following the 1976, '79 and '80 seasons...was twice honored by the City of San Diego on "Charlie Joiner Day" in 1984 and '86...was originally selected in the 4th round of the 1969 draft by Houston as a DB and was later traded to Cincinnati in 1972 for RB Fred Willis and Paul Robinson.

COLLEGE/PERSONAL: Charlie Joiner, Jr., is a native of Lake Charles, LA and a four-year letterman at Grambling State University, 1965-68...inducted into the Louisiana Hall of Fame in 1990...played prep football at W.O. Boston High in Lake Charles...Charlie and his wife, Dianne, have 2 daughters, Jynaya (4/11/75) and Kori (10/29/76) and reside in Orchard Park, NY.

Rusty Jones

STRENGTH & CONDITIONING COORDINATOR

9th year with the Bills
Born August 14, 1953



PRO: Has earned the reputation around the NFL as one of the finest strength, conditioning and nutrition experts in the business...Bills players are required to be in the utmost condition to run the "no-huddle" offense and Buffalo's tremendous success and efficiency were living proof of his expertise...joined the Bills' staff in June, '85...has played a vital role in the recent success of the Bills by tutoring players individually on how to reach the peak of their physical condition...had spent the previous 2 years as the conditioning supervisor for DeBartolo Corp., working in Pittsburgh with the Penguins, Spirit, and Maulers (1983-84)...helped start Anjon Systems, a firm that deals with conditioning with the assistance of computers (1983).

COLLEGE/PERSONAL: Russell G. Jones is a native of Berwick, ME...graduate of Noble High school in Berwick...earned a degree in physical education at Springfield College, MA...after teaching 2 years at Dover High School in New Hampshire...returned to Springfield and earned a master's degree in exercise physiology (1979-80)...served as a graduate assistant with the football program while there...has been a frequent speaker to various groups on sports conditioning and nutrition...lives in Lakeview with his wife, Sharon, and son, Tyler (9/19/92).

Don Lawrence

**OFFENSIVE QUALITY CONTROL/
TIGHT ENDS**

13th year in the NFL, 6th with Bills
(1983-84 with Kay Stephenson;
1990-93 with Marv Levy)



PRO: Returned to the Bills in 1990 for his second stint with the franchise, having coached the defensive line in 1983-84 and served as the Defensive Coordinator in 1984...began his pro coaching career with the British Columbia Lions of the CFL (1978-79)...started his NFL coaching tenure with Kansas City (1980-82) as the Chiefs special teams coach in 1980 before taking charge of the defensive line in 1981-82 under Head Coach Marv Levy...then came to Buffalo for two years before coaching the defensive line for Tampa Bay (1985-86)...returned to Kansas City to coach the defensive line (1987-88)...returned to the CFL as an assistant with the Winnipeg Blue Bombers (1989)...started his coaching career at his alma mater, Notre Dame (1963), before coaching at Kansas State (1964-65)...then coached at the University of Cincinnati (1966) and was the head coach at Virginia (1971-73) after having served as an assistant on the staff in 1970...served on the Texas Christian staff (1974-75) and Missouri (1976-77).

COLLEGE/PERSONAL: Donald Lawrence was a defensive and offensive lineman for Notre Dame (1957-59)...played professionally as an offensive and defensive lineman for Washington (1959-61) after he was drafted in the sixth round...a native of Cleveland, OH...he and his wife, Barbara, have three children, Kay, Betsy and Joe...lives in Orchard Park, NY.

CHUCK LESTER

**ADMINISTRATIVE ASSISTANT TO
THE HEAD COACH/
ASST. LINEBACKERS COACH**

10th year in the NFL, 7th with the Bills
Born May 18, 1955



PRO: Entered a new area of responsibility when he began his 4th season with the Bills and continues the same duties in his seventh season...Serves as Administrative Assistant to Marv Levy in 1993 with duties including self-scouting, preliminary work with game plans, coordination of team travel and other administrative functions as assigned by the head coach...will also continue to work closely with Defensive Coordinator Walt Corey...joined the club in May, '87 after 3 years as a scout with the Kansas City Chiefs (1984-86)...a University of Oklahoma graduate, Lester returned to serve under Head Coach Barry Switzer there as an administrative assistant (1982-83)...coached LBs at Iowa State (1980-81)...also was a graduate assistant coach with Oklahoma (1978-79).

COLLEGE/PERSONAL: Charles Edward Lester is a graduate of Tinley Park High School in Illinois...was active in football, track, and wrestling...was a walk-on LB at Oklahoma (1974)...completed work there on his bachelor's degree in physical education (1974-77) and master's in exercise physiology (1978-80)...enjoys reading and studying military history...is an avid runner...he and his wife, Patti, reside in Orchard Park with their daughter, Katie-Lyn (11/16/89), and son, Carl Fredrick (1/6/93).

DICK ROACH

DEFENSIVE BACKS

13th Year in NFL, 7th with Bills
Born August 23, 1937



PRO: Tutored 2 Pro Bowlers in 1992 in SS Henry Jones and CB Nate Odomes...was an integral member of the staff that coached the Bills defense to the number one ranking in the AFC (1988)...came to Buffalo in '87 from Tampa Bay where he served as the Buccaneer's secondary coach (1985-86)...also coached with Michigan Panthers in the USFL (1983-84)...served on

ROACH, continued

Marv Levy's staffs with the Montreal Alouettes of the CFL (1976-77) and Kansas City Chiefs (1978-80)...under his direction, the Chiefs secondary intercepted 27 passes in 1980 with 2 rookie starters...was the defensive coordinator for the championship club at Montreal in '77...that team led the CFL with 32 interceptions...also spent a season with the New England Patriots (1980)...before entering the professional ranks, coached LBs at Washington State (1974-75)...was defensive coordinator at Fresno State (1973) and Wyoming (1971-72)...served as an assistant at Oregon State (1970)...Broke into college coaching as an assistant at Montana State (1966-69) before accepting the post at Oregon.

COLLEGE/PERSONAL: Richard John Roach was a college star for Black Hills State College...started all 4 years...earned a Little All-America pick...is a native of Rapid City, SD...he and his wife, Laverne, have one daughter, Stacy Ann (1/18/64) and two sons; E.T. (10/15/59) and Matt (6/17/61).

DAN SEKANOVICH

DEFENSIVE LINE

17th year in the NFL, 2nd with Bills
Born July 27, 1933



PRO: Enters his second season in charge of the Bills' defensive line...spent 6 seasons as the defensive line coach for Miami (1986-91)...spent 3 seasons (1983-85) as assistant head coach/defensive line coach for Atlanta...prior to his Atlanta post, he helped develop one of the NFL's most feared defensive units, "The New York Sack Exchange", while serving as defensive line coach for the Jets (1977-82)...first joined Marv Levy as a member of his staff for the Montreal Alouettes of the Canadian Football League (1973-76)...was in charge of the offensive line in Montreal when the team won the Grey Cup in 1974...served as a collegiate coach prior to Montreal with stints at Kentucky (1971-72), Navy (1969-70), Pittsburgh (1968), Connecticut (1964-67) and Susquehanna (1961-63).

COLLEGE/PERSONAL: Daniel A. Sekanovich is a native of West Hazleton, PA...played defensive end (1951-53) on the fine Tennessee teams under General Bob Neyland...Dan and his wife, Delores, have a son, Dan, Jr. (11/23/66), and a daughter, Catherine (11/28/68), and reside in DePew, NY.

JIM SHOFNER

QUARTERBACKS

23rd year in NFL, 2nd with Bills
Born December 18, 1935



PRO: Enters his 2nd season of tutoring the Bills QBs...has a wealth of knowledge that spans 28 years in professional football and includes positions as a player, coach and personnel director...made a smooth transition from coaching to Player Personnel Director for the Cleveland Browns in 1991...also was instrumental in the selection of Bill Belichick to succeed him as head coach...had returned to Cleveland in 1990 as the offensive coordinator and served as the team's interim head coach in the final 7 games for the departed Bud Carson...his first coaching stint with the Browns was in 1978-80 when he directed a group of quarterbacks that included the likes of 1980 NFL MVP Brian Sipe...was the offensive coordinator for St. Louis/Phoenix (1988-89) and Dallas (1983-85)...also served as offensive coordinator for Houston (1981-82)...returned to his alma mater, Texas Christian University, to become the head coach (1974-76)...was an assistant with San Francisco (1967-73,77)...began his coaching career at TCU as an assistant (1964-66)...was a first round draft choice by the Browns in 1958 and played defensive back for the squad from 1958-63.

COLLEGE/PERSONAL: James Shofner is a native of Grapevine, TX...was an All-Southwest Conference choice at running back and defensive back at TCU...played in the 1957 East-West Shrine and College All-Star games (against the Detroit Lions)...Jim and his wife, Nancy, have two children, Mike (5/1/62) and Elizabeth (3/4/64)...resides in Orchard Park, NY.

**BUFFALO BILLS ALL-TIME COACHES ROSTER
1960-1992**

NAME	COLLEGE	YEAR (S)
Asselta, Art	Ithaca	1985
Atkins, Bill (d)	Auburn	1972-1975
Ball, Herman	Davis Elkins	1963
Bass, Marvin	William & Mary	1968-71, 1976
Beatty, Bruce	Miami	1977
Becker, John	Cal State-Northridge	1984
Bresnahan, Tom	Holy Cross	1989-1991
Bullough, Hank *	Michigan State	1985-1986
Carmody, Jim	Tulane	1981
Carr, Jim	Morris Harvey	1977
Carroll, Pete	Pacific	1984
Catlin, Tom	Oklahoma	1978-1982
Cavanaugh, Ed	Duke	1972-1976
Celeri, Bob (d)	California	1968
Collier, Joe	Northwestern	1962-65, 66-68
Corey, Walt	Miami	1987-1991
Cottrell, Ted	Delaware Valley	1986-1989
Dalton, Kay	Colorado State	1977, 1985
Daniels, Joe	Slippery Rock	1986
Day, Tom	North Carolina A & T	1971
Deadmond, Glenn	Kent State	1990
DeHaven, Bruce	Southwestern Kansas	1987-1991
Dickerson, Chuck	Illinois	1987-1991
Donaldson, Jack	Ohio State	1978-1982
Dooley, Jim	Miami	1972
Dove, Bob	Notre Dame	1960-1961
Dyer, George	Cal—Santa Barbara	1982
Engelberg, Lewis (d)	East Tennessee	1969-1970
Faragalli, Joe	Villanova	1986
Flores, Tom	Pacific	1971
Gibson, Claude	North Carolina State	1969
Glanville, Jerry	Northern Michigan	1983
Gottfried, Chuck	Illinois	1970-1971
Harris, Chuck	Northern Arizona	1981-1982
Hawkins, Ralph	Maryland	1969-71, 81-82
Hunt, Bobby	Auburn	1970-1971
Jackson, Milt	Tulsa	1983-1984
Jauron, Dick	Yale	1985
Johnson, Harvey* (d)	William & Mary	1960-61, 68-71
Jones, Rusty	Springfield	1985-1991
Jones, Stan	Maryland	1972-1975
Kiffin, Monte	Nebraska	1984-1985
Knox, Chuck *	Juniata	1978-1982
LaRue, Jim	Duke	1976-1977
Lawrence, Don	Notre Dame	1983-84, 1990-91
Leahy, Bob	Emporia State	1985-1986
Lester, Chuck	Oklahoma	1987-1991
Levy, Marv *	Coe	1986-1991
MacDonald, Andy (d)	Central Michigan	1983-1984
Malavasi, Ray (d)	Mississippi State	1969-1970
Marchibroda, Ted	St. Bonaventure	1987-1991
Mazur, John	Notre Dame	1962-1968
McCabe, Richie (d)	Pittsburgh	1966-68, 76-77
McCalmon, Miller	Tulsa	1980-1984
Miller, Bill	Miami	1969
Miller, Bob (Red)	Western Illinois	1962
Moore, Steve	Cal Santa Barbara	1978-1982
Moseley, Dick	Eastern Michigan	1985-1986
Moss, Perry	Illinois	1983-1984
Niblack, Jim	Florida	1983-1984
Nicolau, Nick	Southern Connecticut	1989-1991
O'Connell, Tommy	Illinois	1961
Patera, Herb	Michigan State	1986
Pitts, Elijah	Philander Smith	1978, 80, 85-91
Prisby, Errol	Cincinnati	1976
Prochaska, Ray	Nebraska	1978-1982
Ramsey, Buster	William & Mary	1960-1961
Rauch, John *	Georgia	1969-1970
Ray, John	Olivet College	1973-1976
Reid, Floyd	Georgia	1960-1961
Ringo, Jim *	Syracuse	1972-77, 85-88
Roach, Dick	Black Hills State	1987-1991
Saban, Lou *	Indiana	1962-65, 72-76
Sandahl, Al	Louisiana College	1983
Sardisco, Tony	Tulane	1968
Sekanovich, Dan	Tennessee	1992
Shaw, Bob	Ohio State	1972-1975
Shofner, Jim	TCU	1992
Smith, Jerry	Wisconsin	1962-1968
Stephenson, Kay *	Florida	1978-82, 83-85
Tollner, Ted	Cal Poly-S.L.O.	1987-1988
Wagstaff, Jim	Idaho State	1978-1980
Wampfler, Jerry	Miami	1976-1977
Wiegandt, Ardell	North Dakota State	1985-1986
Wietecha, Ray	Northwestern	1977
Zapalac, Willie	Texas A & M	1978-1980
Zeman, Bob	Wisconsin	1983

(d) deceased

* denotes head coach

A.J. SMITH

DIRECTOR OF PRO PERSONNEL
 9th NFL season, 7th with Bills
 Born February 28, 1949



Joined Bills in June, 1987 as area scout...assumed current position in May 1993...duties include advance scouting of opponents, monitoring NFL transactions, evaluating pro talent, handling tryouts, free agent contracts and assisting John Butler...appointed Assistant Director of Collegiate Scouting in June, 1989...NFL scouting experience includes part-time positions with New England (1978-80) and Houston (1981)...also fulltime with San Diego (Pro Personnel Director 1985-86)...other scouting experience includes work with USFL's Chicago Blitz (1982-83) and Pittsburgh Maulers (1984).

COACHING: Made his start in football as an assistant coach at Cranston (R.I.) West High School (1971-76)...served as head coach of the Rhode Island Kings of the Eastern Football League in 1976...was an assistant at the Univ. of Rhode Island in 1978.

COLLEGE/PERSONAL: Albert John Smith is a graduate of Bishop Hendricken High School in Warwick, RI...earned degree in health and physical education from Kentucky Wesleyan College (1971)...played semi-pro football as a WR with the Attleboro (Mass.) Kings of the Eastern Football League from 1972-74 and had a trial with Washington in 1974...inducted into the Minor/Semi-pro Football Hall of Fame in 1990...taught health and physical education in Providence (R.I.) junior high school system (1971-85)...lives in Hamburg with wife Susan and two children: Andrea (9/3/82), and Kyle (10/15/84).

DWIGHT ADAMS

DIRECTOR OF PLAYER PERSONNEL
 9th NFL Season, 3rd with Bills
 Born August 2, 1932



Took over duties of Director of Player Personnel in May 1993...oversees the area of collegiate scouting for the Bills...spent 6 seasons as a scout for San Diego before joining the Bills 7/1/91...joined the Chargers 3/6/85 after 2 seasons as assistant head coach for personnel and administration (1983-84) at the University of Florida while coaching 2 positions at the institution.

COACHING: Was a very successful head coach at 3 Arkansas high schools that included stints at Bearden, Smackover and Pine Bluff (1958-65)...won his first state championship at Bearden in 1958 and was selected Coach-of-the-Year for his efforts...won 3 more state titles at Pine Bluff...maintained a 77-12 overall record at the 3 schools...served as an assistant at The Citadel (1966-72) and at Clemson (1973-78)...coached OLB and special teams at Florida (1978-84).

COLLEGE/PERSONAL: Was born in Dover, AK and attended Little Rock High School...earned a degree in history from Henderson State and served in the Marine Corps (1950-52) in Korea...Dwight and his wife, Jo, have 2 daughters, Jana (8/10/58) and Babe (12/1/61), and 1 son, Scott (2/28/60).

TOM BECK

COLLEGE SCOUT
 1st Season with Bills
 Born December 21, 1940



Named to present scouting position in June of 1993.

COACHING: Joined the the University of Illinois staff in 1992 and served as the offensive coordinator/quarterbacks coach...was the offensive coordinator at Notre Dame (1991) which in 1991 averaged 455.5 yards per game...took over a losing program at Grand Valley State and turned it into an immediate winner (1985-90) and was selected Kodak NCAA Midwest Region Coach of the Year in 1989...was an assistant with the Chicago Blitz in 1984...was at Elmhurst before that (1976-83) and guided them to a 50-22 during his years as head coach when the school had enjoyed only 2 winning season prior to his arrival...was the offen-

BECK, continued

sive coordinator at Northern Illinois (1975)...Illinois Benedictine had endured 18 consecutive losing seasons when Beck took over (1970-74) and turned their fortunes to 37-12-1 during his tenure...left the Division II level with a record of 137-52-1 for a .723 winning percentage, 3rd best among NCAA Division II coaches, when he left for Notre Dame...was the head coach at West Leyden in North Lake, IL (1967-69).

COLLEGE/PERSONAL: Thomas Beck is a native of Chicago, IL...was the last player at Northern Illinois University to play both offense (QB and HB) and defense (DB)...was named to second-team NAIA Little All-America and Academic All-America...received bachelor's and masters from NIU...he and his wife, Joyce, are the parents of 2 daughters, Kelly and Laura.

DOUG MAJESKI

COLLEGE SCOUT/BLESTO SCOUT
5th Season with Bills
Born September 20, 1965



Named to present position in June of 1992...was named full-time in January of 1989...handled performance testing for the college draft and also assisted the coaching staff with game analysis and self-scouting planning...assisted in coordinating training camp...started with the Bills as an intern for training camp and in the scouting office during the 1988 season.

COLLEGE/PERSONAL: Douglas Charles Majeski was a four-year letterman at the University of Buffalo and a three-year starter on the offensive line...was an all-american first team in '86 and preseason all-american in '87...served as captain in 1987...graduated with a B.S. degree in sports management/exercise science in December 1988...wife's name—Jennifer.

BUDDY NIX

COLLEGE SCOUT
1st season with Bills
Born December 6, 1939



Named to present position in June of 1993.

COACHING: Was the head coach at the University of Tennessee at Chattanooga (1984-92)...led UTC to its 4th Southern Conference title in his 1st year...began his coaching career in 1961 as a graduate assistant under the legendary Paul "Bear" Bryant at Alabama...took over at Anniston (AL) High in 1962 and remained until 1964...moved to Eufala (AL) High in '64 and coached there until 1967...then moved to Jonesboro (GA) High in '67 and stayed until 1969...began his collegiate coaching career in the fall of '69 as secondary coach at Carson-Newman College...became defensive coordinator at Livingston State in 1970...was LB coach and defensive coordinator at Southern Mississippi (1972-75)...coached the secondary, defensive line and linebackers at Auburn through 1980...moved to LSU as the offensive line coach in 1981 and became the defensive coordinator the following season...in 1982 his defense was ranked #1 in the Southeastern Conference and #4 in the nation.

COLLEGE/PERSONAL: Buddy Nix attended Talladega (AL) High before going to Livingston State as a LB and FB...was elected to the school's hall of fame in 1983...born in Carbon Hill, AL...he and his wife, Diann have 3 children, Steve, Stan and Stacy.

BOB RYAN

COLLEGE SCOUT
15th season with Bills
Born July 11, 1924



COACHING: Served as a high school coach in the Northwest for 11 years before returning to his alma mater to become head coach at the University of Puget Sound (1965-72)...served as an assistant at Hawaii (1973) and the University of Washington (1974-75) before joining the British Columbia Lions (CFL) for one season...returned to the high school ranks at Peninsula (WA) High School for two

RYAN, continued

seasons before joining the Bills.

COLLEGE/PERSONAL: Robert William Ryan is a graduate of Puget Sound where he played QB and end for the Loggers...has a graduate degree from Univ. of Oregon...born in Tacoma, WA, now lives in Wauna, WA with his wife Joan and has four children: Sharon (7/5/50); Mike (4/30/52); Pat (7/16/57) and Sandy (5/14/60); and four stepchildren: Leanne, Russell and twins Brad and Craig.

GEORGE (CHINK) SENDEL

COLLEGE SCOUT

26th NFL Season, 15th with Bills

Born September 14, 1922



Has covered the southeast for the Bills since joining the club in 1979...was the Eastern Regional scout for BLESTO scouting combine for eleven seasons (1967-78)...has been a collegiate scout for more years than any other staff member.

COACHING: Long-time assistant coach at Kentucky under head coaches Bear Bryant, Blanton Collier and Charlie Bradshaw...was on Wildcats' staff in 1961-62 with Seattle's Chuck Knox...also did some high school coaching in Florida and Kentucky during his career.

COLLEGE/PERSONAL: George Fred Sengel is a graduate of the University of Kentucky (1947) where he played end for the late Bear Bryant...won his first letter in 1942 before joining the Air Force to serve as a bombardier during World War II...returned to Kentucky to letter for Bryant in 1946-47...helped Wildcats to a 15-6 record in two seasons and led club to 1947 Great Lakes Bowl victory over Villanova...long-time resident of Lexington, KY with his wife Mary Alice...they have two sons, Tuck (5/19/50) and David (9/28/57).

DAVID G. SMITH

COLLEGE SCOUT

15th Season with Bills

Born August 2, 1930



Scouts the central U.S. for the Bills...scouted for Oakland Raiders on a part-time basis before joining Buffalo in 1979.

COACHING: Highly successful high school coach in Michigan...in 17 years, teams he coached at Walled Lake, Ferndale and Royal Oak Kimball had a record of 113-36 and captured 12 conference championships...moved to college coaching in 1966 at Michigan State on Duffy Daugherty's staff where he worked with the linebackers and receivers during his six-year tenure...named head coach at Ferris State (Big Rapids, MI) in 1972 and compiled a 5-5 record...joined the newly-formed Detroit Wheels of the WFL in 1973 as an assistant and remained there until the team's demise...returned to high school coaching while scouting for Oakland prior to entering the NFL with Buffalo on a full-time basis in 1979.

COLLEGE/PERSONAL: David George Smith is a graduate of Michigan State University, where he also earned his master's degree and played end on two Spartan clubs that went to the Rose Bowl...lives in Boyne City, MI with his wife Judy and has 3 children: Steve (2/22/53), who is coaching in the college ranks, Craig (8/17/55) and Kim (1/20/57).

DAVID W. SMITH

COLLEGE SCOUT

10th NFL Season, 2nd with Bills

Born March 23, 1937



Joined the Bills in June 1992, bringing 12 years of pro scouting experience to the staff...started scouting with New Orleans (1967-69) and then went to Houston (1970-74)...was in private business 1975-87...became a BLESTO scout in 1988 and covered the country on the national level until May '92.

COLLEGE/PERSONAL: David W. Smith played for the Oilers (1960-64) and was named FB on the first All-AFL team in 1960...was the last pick of the Packers in 1959 and was cut after spending 9 weeks in the legendary Vince Lombardi's first camp...was an All-Midwest Conference FB 3 years at Ripon (WI) College and is a member of the school's Hall of Fame...born and raised in Milwaukee, WI, he and his wife, Chris, have 2 daughters, Kay Ann (8/5/59) and Janet (9/21/60), and a son, Jay (10/17/61).

BOB WINDISH

SCOUTING CONSULTANT
12th NFL Season, 8th with Bills
Born June 7, 1924



Takes over new role as consultant in 1993 having scouted Southeast on a part-time basis in years past...long and varied background in football coaching and scouting...Player Personnel Director at Montreal (CFL) from 1975-78 under Marv Levy...pro scout at Kansas City (1978-82), served one year as college scout with Chicago (USFL)...has worked in four pro leagues.

COACHING: Coached soccer, swimming and lacrosse at his alma mater (Georgetown) before joining football staff at the U.S. Merchant Marine Academy (1955)...also an assistant at Upsala, Lehigh and Susquehanna before becoming head coach at NYU in 1964...spent two years there and one of his captains was Bills' GM Bill Polian...became head coach (1966) of U.S. Seventh Fleet squad (Japan)...won a Far East title in first season...returned to U.S. to coach minor league football, then took post with BLESTO in 1970-71...returned to coaching as an assistant at Villanova and Houston/Shreveport (WFL) before moving into scouting full-time in 1975 at Montreal...was inducted into the Minor/Semi-pro Football Hall of Fame in 1987.

COLLEGE/PERSONAL: Robert Lawrence Windish was born in the Bronx...competed in football and swimming at Fordham before career was interrupted by World War II...served in Marines, wounded in Okinawa...returned to Georgetown and competed in football, track and lacrosse...lives in Vero Beach, FL...opened publishing business called "Outdoors Publications", and will print a hunting and fishing magazine called "Florida Outdoors".

BUFFALO BILLS FOUNDATION

The Buffalo Bills Foundation was established in 1986 as a non-profit corporation to support youth-oriented charitable activities and organizations in the Western New York area. Over the past five years the Foundation has distributed more than \$260,000 to over 85 different charities.

Buffalo Bills' players and team personnel contribute their time and effort to help raise the funds which are distributed annually during the NFL season.

A large portion of the funds raised in the past three years has come from the Genesee Brewing Company of Rochester, New York. A longtime supporter of the Western New York community, Genesee Brewing has donated over \$150,000 since the inception of the program.

The Bills Foundation distributed a total of \$60,000 to local charitable organizations last year. Since its inception, many of the Foundation's efforts have been directed toward health services, educational facilities, religious charities and youth/family athletic programs.

Since 1987, grants have been given to worthy groups in all eight Western New York counties as well as national organizations which have local affiliations in the area.

Besides the work of the Bills' Foundation, the Buffalo Bills have also assisted in major fund-raising efforts for many large charities including:

American Heart Association, Arthritis Foundation, Camp Good Days and Special Times, Childrens Hospital (Buffalo), Cystic Fibrosis, Diabetes Foundation, Easter Seals, Former NY State Troopers Helping Hands Fund, Kids Escaping Drugs Telethon, Leukemia Society, Our Lady of Victory Hospital Head Trauma Unit, Research of Children's Cancer, Roswell Park Cancer Institute, Sickle Cell Anemia, Strong Children's Medical Center (Rochester), United Way, Variety Club Telethon and the YMCA.

EDDIE ABRAMOSKI

TRAINER

34th year with the Bills

Born November 5, 1933



Tied with George Anderson of the Raiders for longevity as an athletic trainer in the NFL... recognized as one of the best in the business...has served as the Bills' trainer since the inception of the team in 1960...began professional career as assistant trainer at the U.S. Military Academy...later served as trainer at the U. of Detroit...during his stay there, also worked part-time for the Detroit Lions...with the Lions, met Bills' 1st head coach, Buster Ramsey, who eventually brought him to Buffalo...honored in 1987 by his peers when he was voted into the National Athletic Trainers Hall of Fame.

COLLEGE/PERSONAL: Edward R. Abramowski was born and raised in Erie, PA...outstanding high school athlete...his collegiate football career was cut short by a back injury...received a bachelor's and master's degree from Purdue University... nicknamed "Abe"...lives in Williamsville with his wife, Pat...they have 5 daughters: Sophia, Cynthia, Carolyn, Jennifer, and Rebecca...also have 6 grandchildren: Shane, Jordan, Ellie, Nick, Will and Caitland...hobbies include home computers and raising racing pigeons.

BUD CARPENTER

ASSISTANT TRAINER

9th season with Bills

Born September 25, 1951



Joined the Bills in May, 1985, following a year as a member of the Boston Bruins (NHL) training staff...had previously served as a trainer and intramural director at Fredonia (NY) State for 7 years...certified member of National Athletic Trainers Association...coordinates the annual holiday food drive...also coordinates the off-season charity basketball program.

COLLEGE/PERSONAL: Bud Carpenter is a native of Allegany, NY...graduated from Allegany High School before attending St. Bonaventure and Fredonia State...served in the Air Force and spent 1 year attending the Language Institute in Monterey, CA...served as a Russian linguist while on active duty...avid golfer...lives in Hamburg with his wife, Kathy.

BILL FORD

ASSISTANT TRAINER

3rd season with Bills

Born April 24, 1957



Joined the club in July of 1991...served as the trainer at Glenville (WV) State College (10/81-6/83) before joining the West Virginia staff as assistant trainer (8/83-8/85) for football...aided the Lions training staff in summer training camps of 1984 and '85...was the trainer for men's basketball, volleyball and lacrosse at Penn State (9/85-6/87) before becoming the assistant trainer in football for the Nittany Lions (7/87-8/89)...also worked the Penn State Summer Sports Camps in '87...was named assistant athletic trainer for the United States Olympic Training Center 8/89...served as the medical coordinator for the United States Olympic Festival in 1990 and worked the summer of '91 as the medical coordinator for the U.S. at the World University Games.

COLLEGE/PERSONAL: Born in McKeesport, PA...received his degree in health and physical education from Indiana University of Pennsylvania in 1979 and his masters in physical education from Eastern Illinois in '83...worked as a graduate assistant at EIU (6/80-5/81) for football and non-revenue sports...enjoys racquetball and judo in his spare time...resides in Blasdell, NY.

DAVE HOJNOWSKI
EQUIPMENT MANAGER

14th year with Bills

Born December 13, 1958



Entering his 9th year as equipment manager, after serving as an assistant equipment manager for the previous 5 years...began working for the club as a part-time summer helper and moved into full-time work in 1977...is responsible for ordering equipment, transfer of gear to training camp and on all road trips...coordinates equipment staff for all games and at training camp.

PERSONAL: David Hojnowski is a graduate of North Tonawanda High School...hobbies include collecting sports caps...lives in North Tonawanda with his wife, Sue, and their 2 daughters, Allison (11/17/87) and Lindsay (3/2/90).

RANDY RIBBECK
EQUIPMENT ASSISTANT

10th year with Bills

Born July 21, 1959



In his 11th season as the assistant equipment manager for the Bills...worked in a part-time capacity for 2 seasons before being named to his current position in 1983...is a certified member of the Athletic Equipment Managers Association.

COLLEGE/PERSONAL: Randy Michael Ribbeck (nicknamed "Woody") is a 1982 graduate of Cortland (NY) State with a bachelor of science in physical education and a minor in sports management...worked in the athletic and equipment area of his alma mater from 1977-80...also worked in the equipment department in the North Tonawanda school system where he was equipment manager from 1975-77...also assisted the equipment manager for 3 Buffalo-area semi-pro football teams (Buffalo Geminis, Tonawanda Cougars and Niagara Spartans) from 1979-82...a 1977 graduate of North Tonawanda HS...enjoys playing racquetball, volleyball, softball, and golf...resides in Hamburg with his wife, Amy.

MEDICAL STAFF


RICHARD WEISS, M.D.
Medical Staff Coordinator, 27 years



JOSEPH ARMENIA, M.D.
Team Physician, 4 years



JOHN MARZO, M.D.
Assoc. Team Physician, 2 years



MARIO SANTILLI, M.D.
Assoc. Team Physician, 9 years



KATHY BUECHI
Admin. Asst.



TOM CHRISTEN
Stadium Operations



DEBBI CUMMINS
Asst. Ticket Dir.



TONY DORE
Stadium Operations



TOM GIBBONS
Admin. Asst.-Scouting.



BRAD GROFF
Admin. Asst.-Scouting.



AMY GORNKIEWICZ
Season Ticket Super.



KRISTEN FIEGEL
Ticket Office



SHARON HART
Ticket Office



ART HAURET
Stadium Operations



ART HAURET, Jr.
Stadium Operations




CHRIS HAURET
Ticket Office



NANCY HERMANN
Secretary-Coaching



PAT KACZOR
Admin. Asst.-GM



PAUL KOFINK
Stadium Operations

STAFF PHOTOS



JACKY KOSMOWSKI
Admin. Asst.-Scouting



ERIK KUNTU
Video Asst.



NINA LAUR
Secretary-Coaching



COLLEEN McCARVILLE
Admin. Asst.-Scouting



JOE NILAND
Transportation



MICHELE OVERDORF
Admin. Asst.-Scouting



KEVIN RADEN
Stadium Operations



KAREN RENZI
Ticket Office



PETE RIEDY
Stadium Oper. Super.



CATHY SPENCER
Office Mgr.-Public Rel.



COLLEEN STACK
Admin. Asst.-Marketing



DENISE STANLEY
Stadium Operations



MARY TASH
Admin. Asst.-Asst. GM



LINDA TURELLO
Secretary-Stadium Oper.



KIM ZICCARDI
Stadium Operations

86 ROB AWALT

TIGHT END

Ht: 6-5 Wt: 242
 College: San Diego State
 NFL Years : 7
 How Acquired: FA-'92
 1992 Games Played/Started: 14/1
 Career Games Played/Started: 83/43
 Playoff Games Played/Started: 4/0
 Birthdate: 4/9/64
 Birthplace: Landstul, West Germany
 Residence: Coppell, TX



PRO: Originally drafted by St. Louis in the 3rd round of the 1987 Draft...remained with Phoenix for 3 seasons before being traded to Dallas in '90...signed with Denver as a Plan B player in '92 and was waived...signed by the Bills 9/8/92.

1992: Signed with Denver during Plan B period, but was released on 9/1...signed with Buffalo to replace an injured Keith McKeller...started Indy game (9/20)...did not play at Miami (11/16)...caught 4 passes vs. Miami (10/4) and appeared in all 4 playoff games on special teams.

1991: Missed first 4 games with Dallas due to a broken thumb...played every game after that and made 2 starts.

1990: Was traded to Dallas and used primarily as the 2nd TE...was hampered with a back injury and missed the last 3 games of the season.

1989: Recorded his fewest catches in a Cardinal jersey (33), but ran his 3-year total to 114, which was bettered by only 3 NFL TEs.

1988: Caught 39 passes, including the longest of his pro career, a 52 yarder at Houston (11/20).

1987: Was a consensus all-rookie selection and was named Rookie of the Year by The Sporting News...in his first start he had 9 catches for 97 yards vs. Philadelphia and followed that up the next week with 9 receptions for 124 yards vs. Tampa Bay.

COLLEGE/PERSONAL: Full name—Robert Mitchell Awalt...earned All-Western Athletic Conference honors as a senior and led all SDSU receivers with 45 catches for 541 yards...was also named All-America second team and played in the East-West Shrine Game and Senior Bowl...originally attended Nevada-Reno as a redshirt QB, but transferred after one year to Sacramento City College...transferred again following his sophomore year to SDSU...was born in West Germany as the son of an Army officer and went on to star at QB at Valley HS (Sacramento)...was stricken with Thoracic Outlet Obstruction Syndrome, the same neurovascular problem that Houston Astros pitcher J.R. Richard experienced, as a junior at SDSU...the disorder was corrected by removing a rib and rerouting an artery and nerve...wife's name—Sari.

AWALT'S RECEIVING STATS

YEAR	CLUB	G/GS	REC	YDS	AVG	LG	TD
1987	St. Louis	12/9	42	526	12.5	-	6
1988	Phoenix	16/15	39	454	11.6	52	4
1989	Phoenix	16/15	33	360	10.9	-	0
1990	Dallas	13/1	13	133	10.2	-	0
1991	Dallas	12/2	5	57	11.4	-	0
1992	Buffalo	14/1	4	34	8.5	10	0

TOTALS 83/43 136 1564 11.5 52 10
ADDITIONAL STATISTICS: 1 rush— -9 yds. ('87); 1 pass att.—INT ('89), 1 FR ('87).

PLAYOFFS

Played/Started: 4/0 (1992—vs. Houston, @Pitts., @Miami, S.B.XXVII).

75 HOWARD BALLARD

OFFENSIVE TACKLE

Ht: 6-6 Wt: 330
 College: Alabama A & M
 NFL Years: 6
 How Acquired: D-11/'87
 1992 Games Played/Started: 16/16
 Career Games Played/Started: 80/64
 Playoff Games Played/Started: 13/11
 Birthdate: 11/3/63
 Birthplace: Ashland, AL
 Residence: Ashland, AL



BALLARD, continued

PRO: Possessor of a unique combination of enormous size, strength and mobility...was named the starting RT in the '89 training camp and has anchored the position since that time...was the 285th pick overall in the '87 draft...enters the '93 season with a streak of 91 consecutive games played and 73 consecutive starts.

1992: Topped off his best season with his first trip to the Pro Bowl and was named as a starter...was selected to the All-AFC teams by UPI and Pro Football Weekly...gained national visibility in the San Francisco game when he made a crushing block to spring Thurman Thomas for a run that led to the first TD.

1991: Named to Pro Football Weekly's All-AFC team and the Ford All-Madden team...was a direct beneficiary of OL Coach Tom Bresnahan's counter series blocking schemes, which enabled the huge tackle to pull on the line of scrimmage and bury would-be tacklers in front of Bills RBs.

1990: Made perhaps the greatest strides in improvement of any Bills player in '90...was selected to UPI All-AFC 2nd team...was the RT on the '90 OL which gave up the fewest sacks (27) since 1981's group gave up 16 (in a non-strike season).

1989: Drew his first NFL start in the opener at Miami...made steady improvement with each game...continued to play the middle of the Bills' FG and X-PT defensive block teams.

1988: Was the only rookie among the OL on the '88 Bills' roster...played in only 10 offensive plays in '88, but worked with the FG defensive unit and X-PT defensive unit...partially blocked an X-PT and FG in 23-20 victory over New England...played in 2 series late in 2nd win over Miami.

COLLEGE/PERSONAL: Full name—Howard Ballard...nickname—"House"...originally drafted in the 11th round by the Bills in '87, but signed with the Bills in early '88...one of the largest players ever drafted by the Bills...attended Clay County High School in Ashland, AL...majored in world history and physical education at Alabama A&M University.

BALLARD'S NFL RECORD

YEAR	CLUB	G/GS
1988	Buffalo	16/0
1989	Buffalo	16/16
1990	Buffalo	16/16
1991	Buffalo	16/16
1992	Buffalo	16/16
TOTALS		80/64

ADDITIONAL CAREER STATISTICS: Blocked FGs: 1 (1988 vs. New England).

PLAYOFFS

TOTALS: G/GS - 13/11 (Games Played: 1988—HOUSTON, at Cincinnati); (Games Started: 1989—at Cleveland; 1990—MIAMI, RAIDERS, S.B.XXV; 1991—KANSAS CITY, DENVER, S.B.XXVI; 1992—HOUSTON, @Pittsburgh, @Miami, SB XXVII.)

77 OLIVER BARNETT

DEFENSIVE END

Ht: 6-3 Wt: 292

College: Kentucky

NFL Years: 4

How Acquired: D-3, '90

1992 Games Played/Started: 16/4

Career Games Played/Started: 46/7

Playoff Games Played/Started: 2/0

Birthdate: 4/9/66

Birthplace: Louisville, KY

Residence: Alpharetta, GA



PRO: Originally drafted by Atlanta in the 3rd round (55th pick overall) of the 1990 draft...has great strength...signed with the Bills 4/13/93.

1992: Began the '92 campaign with a switch to the OL, but changed back to defense when Rick Bryan retired...started 7 games at RE and posted a personal best 11 TTs at New Orleans...also made 4 TTs, 2 QB pressures, a batted pass and a FF in win over New England...had season high 3 QB pressures vs. Jets.

1991: Highlighted season with a 75-yard TD fumble recovery of Buccaneer QB Jeff Carlson in Week 12...topped off day vs. Tampa Bay with his first NFL sack.

1990: Made 1 start in his rookie season and recorded 21 TTs.

COLLEGE/PERSONAL: Full name—Oliver Wesley Barnett...set a KU record with 26 sacks and finished his Wildcat career with 271 TTs...was an All-SEC choice and AP All-America as a senior with 86 tackles and 7 sacks...mother kept

BARNETT, contiued

him out of football until his junior year in high school because of an earlier head injury...earned all-state and all-district honors at Jefferson (KY) HS...has an extensive collection of comic books that include Spiderman, Captain America and the Incredible Hulk...personal favorites include a '72 Daredevil and a Spiderman...an avid weight lifter, he broke every school record at KU, including bench press (420), squat (850), clean and jerk (385) and combined lifts (1,655)...lists chess as one of his hobbies...completed his degree at Georgia State in social work...wife's name—Mary.

BARNETT'S DEFENSIVE STATS

YEAR	CLUB	G/GS	TT	UT	AT	SACKS	QB PRS	INT	PD	FF	FR
1990	Atlanta	15/1	21	10	11	0	3	0	0	0	0
1991	Atlanta	15/2	47	21	26	1	5	0	2	1	1*
1992	Atlanta	16/7	54	24	30	0	7	0	0	1	0
TOTALS		46/10	122	55	67	1	15	0	2	2	1

*Returned fumble 75 yds. for TD vs. Tampa Bay.

PLAYOFFS

YEAR	CLUB	G/GS	TT	UT	AT	SACKS	QB PR	INT	PD	FF	FR
1991	Atlanta	2/1	5	3	2	0	2	0	0	0	0

82 DON BEEBE

WIDE RECEIVER

Ht: 5-11 Wt: 180

College: Chadron State (NE)

NFL Years: 5

How Acquired: D-3, '89

1992 Games Played/Started: 12/8

Career Games Played/Started: 49/19

Playoff Games Played/Started: 8/6

Birthdate: 12/18/64

Birthplace: Aurora, IL

Residence: Sugar Grove, IL



PRO: Utilized as the 3rd receiver in the Bills' no-huddle offense...was Buffalo's top draft choice in 1989 and possesses exceptional speed (4.32 in the 40).

1992: Led the team with four 100-yard games...placed on IR (9/19) with a pulled hamstring and missed the next 4 games...made a career-high 65-yard TD catch at Indy (11/29)...led all Bills receivers with 6 catches in Pittsburgh playoff game...showed character in one of S.B. XXVII's memorable moments when he caught Dallas DL Leon Lett from 25 yards behind and stripped him of the ball at the goal line on a fumble return.

1991: Had his best day vs. the Steelers (9/8) when he caught 4 TD passes, tying Jerry Butler's single game team record, set vs. the Jets (9/23/79)...the game also marked Beebe's most receptions (10) and his first 100-yard performance (112)...missed the last 5 games of the regular season when he suffered a broken collar bone at Miami (11/18), but returned to action for all 3 playoff encounters...tied with Lofton, Reed and Thomas as the Bills' leading receiver in the '91 playoffs with 11 catches...scored the final TD of S.B.XXVI when he made a 4-yard catch in the 4th quarter.

1990: Was enjoying his best day of the season with 3 catches for 74 yards against Miami (12/23) when he suffered a broken left leg and missed the remainder of the season...broke his fibula, which required a rod to be placed surgically in his leg, while blocking for Thurman Thomas when Dolphin LB John Offerdahl rolled into him...started his 2nd game of 1990 against the Giants (12/15) and caught a 43-yard bomb from QB Frank Reich on a crucial 2nd half play...was inactive at Jets (9/24), Denver (9/30) and Raiders (10/7) with a pulled hamstring.

1989: Made his first NFL reception a memorable one by catching a 63-yard bomb from QB Jim Kelly for a TD in the win over Houston...proved he liked the 63-yard distance by coming back 5 weeks later (this time from QB Frank Reich) against the Dolphins with the same pattern for the same result...exceptional speed paid handsome dividends when he raced 85 yards on a KO return in closing minutes of Atlanta game to set up what appeared to be the winning TD...proved his toughness in the playoff game at Cleveland by returning to action to make a crucial 4th and 10 reception on the final drive after leaving the game with a sprained neck on a breath-taking upended tackle...32-yard KO return in Cleveland game was 2nd longest in Bills' playoff history.

BEEBE, continued

COLLEGE/PERSONAL: Full name—Don Lee Beebe...established himself as one of the top receivers at the small college level...caught 78 passes for 1,361 yards and 18 TDs with a long of 77 yards...returned 36 KO's for 840 yards (23.3 avg.), 1 TD and a long of 87 yards...enrolled at Western Illinois in '83, but transferred to Aurora College before the year ended and played basketball, but not football...worked for 2 years before re-enrolling at WIU in 1986, but was ineligible for football due to transfer...then played football at WIU in '87 before transferring to Chadron in '88...also lettered in track at Chadron and set a school record in the 60-yard dash (6.14)...finished 2nd among 20 NFL players in '92 Superstars competition...majored in management and real estate...Don and his wife, Diana, have one daughter, Amanda (4/16/91).

BEEBE'S RECEIVING STATS

YEAR	CLUB	G/GS	REC	YDS	AVG	LG	TD
1989	Buffalo	14/0	17	317	18.6	63t	2
1990	Buffalo	12/4	11	221	20.1	49	1
1991	Buffalo	11/7	32	414	12.9	34t	6
1992	Buffalo	12/8	33	554	16.8	65t	2
TOTALS		49/19	93	1506	16.2	65t	11

BEEBE'S KICKOFF STATS

YEAR	CLUB	NO.	YDS	AVG	LG	TD
1989	Buffalo	16	353	22.1	85	0
1990	Buffalo	6	119	19.8	27	0
1991	Buffalo	7	125	17.9	25	0
TOTALS		29	597	20.6	85	0

ADDITIONAL CAREER STATISTICS: 1990—1 rush for 23 yards vs. New England (11/18); 1992—1 rush for -6 yards @ Jets (10/26).

PLAYOFFS

YEAR	GAME	G/GS	REC	YARDS	AVG	LG	TD
1989	@ Cleveland	1/0	1	17	17.0	17	0
1990	MIAMI, RAIDERS, S.B. XXV	—I.R. with broken leg					
1991	KANSAS CITY	1/1	6	77	12.8	22	0
1991	DENVER	1/1	1	6	6.0	6	0
1991	S.B. XXVI	1/0	4	61	15.3	43	1
1992	HOUSTON	1/1	4	64	16.0	38	1
1992	@Pittsburgh	1/1	6	72	12.0	19	0
1992	@Miami	1/1	0	0	0.0	0	0
1992	S.B. XXVII	1/1	2	50	25.0	40	1
TOTALS		8/6	24	347	14.5	43	3

BEEBE'S SINGLE GAME HIGHS

MOST RECEPTIONS: 10 vs. Pitts., 9/8/91; 8 vs. Pitts., 11/8/92; 6 @ NY Jets, 10/26/92.

MOST TOUCHDOWN RECEPTIONS: 4 vs. Pitts., 9/8/91;

MOST YARDS RECEIVING: 112 vs. Pitts., 9/8/91; 110 @ Ind., 11/29/92; 106 @ NY Jets, 10/26/92.

LONGEST RECEPTION: 65t @Ind., 11/29/92; 64t vs. Denver, 12/12/92; 63t vs. Miami, 10/29/89; 63t @Hous. 9/24/89.

BEEBE'S 100-YARD RECEIVING GAMES

DATE	OPPONENT	REC	YARDS	AVG	LG	TD
9/8/91	vs. Pitts.	10	112	11.2	34	4
10/26/92	@ Jets	6	106	17.7	34	0
11/8/92	vs. Pitts.	8	101	12.6	17	0
11/29/92	@Ind.	6	110	27.5	65t	1
12/12/92	vs. Denver	4	104	26.0	64t	1
TOTALS	5 100-YARD GAMES (5 regular season, 0 playoffs)					

97 CORNELIUS BENNETT**LINEBACKER**

Ht: 6-2 Wt: 238

College: Alabama

NFL Years: 7

How Acquired: T-'87 (Indianapolis)

1992 Games Played/Started: 15/15

Career Games Played/Started: 83/82

Playoff Games Played/Started: 13/13

Birthdate: 8/25/66

Birthplace: Birmingham, AL

Residence: Birmingham, AL



PRO: A versatile LB who can play either inside or outside with his great speed, strength, agility and quickness...became the first player in NFL history, AFC or NFC, offense or defense, to be named Player-of-the-Week in successive weeks when he did so in 1990...enters the 1993 campaign in a tie with Jim Dunaway for Bills' all-time FRs (12)...came to Buffalo in one of the most complex trades in NFL history between the Bills, Colts and Rams (See *MAJOR TRADES*).

1992: Was selected to his fourth Pro Bowl...finished 5th in TTs with 81, but was 2nd in playoff TTs with 21...sat out the final regular season game with a pulled hamstring, ending a streak of 91 consecutive starts...started 4 games at ILB and 11 at OLB...was inactive for the Houston playoff game...started at ILB in the playoffs at Pittsburgh, Miami and S.B.XXVII.

1991: Was chosen as UPI AFC Defensive Player of the Year in a season that saw him play 5 different positions (OLB, ILB, MLB, DE and NT)...also selected to the Newspaper Enterprise Assoc. All-Pro first team, Dr. Z's All-Pro team, Ford's All-Madden team, UPI All-AFC team, Pro Football Weekly All-AFC team and Football News AFC All-Pro team...led the Bills in sacks (9), QB Pressures (21) and tied for the lead in FFs with Talley (4)...made a rare "triple play" in front of a Monday night TV audience when he hit Miami QB Dan Marino, forced him to fumble, picked up the ball and ran 6 yards for the TD (2nd TD of his career)...named AFC Defensive Player of the Week (4) against Tampa Bay...posted a 5-game streak with at least 1 sack (11/3 Patriots-12/1 Jets).

1990: Was selected to the UPI All-AFC Team...was named AFC Defensive Player-of-the-Week vs. Denver (9/30) when he recorded 8 TTs and 1 FR in addition to scoring his first NFL TD, an 80 yard return of a blocked FG, in one of the pivotal plays of the Bills season...won the prestigious honor a record second consecutive time the following week by making 15 TTs, 4 for losses, 1 sack, 1 FF and 1 FR in the win over the Raiders...led Buffalo in QB Pressures with 18...was the leading non-DB in PDs with 7 and tied for 3rd in sacks with 4.

1989: Injured his left knee on the first play of the New England game (11/19) and missed the remainder of the game in addition to sitting out Weeks 12-15...also hampered by an injured shoulder most of the year...returned to action in Week 16 and recorded 5 solos, 2 sacks and 1 INT against the Jets...was selected to the UPI AFC second team...recorded his 200th career tackle against Miami (10/29) in only his 2nd full NFL season...made 1 UT in playoff game at Cleveland.

1988: Recorded a banner year that included such accolades as being selected to the Pro Bowl and was a first team All-Pro choice on teams named by the AP, Pro Football Writers Association, The Sporting News, College and Pro Football Weekly, Football News, Pro Football Weekly and World Almanac...also selected as the NFLPA AFC Linebacker-of-the-Year, AFC Defensive Player-of-the-Month (October) and Player-of-the-Week several times...was the 2nd leading tackler for the Bills in '88 with 103...was also 2nd on the team in sacks with 9.5...had his 1st career INT in the opener against Minnesota after it was tipped by DE Art Still...his 3rd FR of the year helped set up the winning FG in the OT victory over the Jets to clinch the AFC East title.

1987: Chosen to the UPI and Pro Football Weekly All-Rookie teams...SI's Paul Zimmerman selected him as Rookie-of-the-Year and was also honored by the Washington Touchdown Club...participated in 8 games and started the final 7 at LOLB...was credited with 69 tackles, tying for team's 5th best of the season...made his initial appearance against Denver and contributed 4 tackles, 1 sack and 2 QB pressures...moved into the starting lineup the next week against Cleveland and remained in the spot that had been occupied by Shane Conlan, who moved inside...by teaming up with Conlan, the linebacking crew recorded 22 sacks in the final 8 games after compiling just 8 in the first 4...finished the season by earning AFC Defensive Player-of-the-Week following his standout performance

BENNETT, *continued*

against the Eagles, including 17 tackles with 4 sacks and 3 FF's...tied for 5th in AFC sacks with 8.5, despite playing only 8 games...led all Buffalo players in FF's with 5.

COLLEGE/PERSONAL: Full name—Cornelius O'landa Bennett...nicknamed "Biscuit" because he was notorious for eating so many of his mother's biscuits as a child...was awarded the Sington Trophy, representing the outstanding professional male Athlete-of-the-Year in Alabama, during the '89 offseason...one of the greatest defensive players in University of Alabama history...was named to various All-America and All-SEC teams 3 years in succession and finished his career with 287 tackles...also added 16 sacks, 6 FF's, 2 INT's, 15 PD's and 3 FR's in his Crimson Tide career...became the first LB to win the prestigious Vince Lombardi trophy, given annually to the top lineman in the country, when he did so in '86...was also a finalist for the Dick Butkus Award...led the Crimson Tide to 2 Sun Bowl bids and a trip to the Aloha Bowl...prepped at Ensley High School in Birmingham where he was the state's top high school prospect as a senior...ran for 1,099 yds. as a FB and caught 12 TD passes as a TE the same year...alternated at LB, DE and DB...studied social work at Alabama.

BENNETT'S DEFENSIVE STATS

YEAR CLUB	G/GS	TT	UT	AT	SACKS	QB PRS	INT	PD	FF	FR
1987 Buffalo	8/7	69	54	18	8.5	—	0	0	5	0
1988 Buffalo	16/16	103	85	15	9.5	—	2	5	3	3
1989 Buffalo	12/12	54	43	11	5.5	—	2	3	1	2
1990 Buffalo	16/16	96	71	25	4.0	18	0	7	3	2
1991 Buffalo	16/16	107	84	23	9.0	21	0	6	4	2
1992 Buffalo	15/15	81	61	20	4.0	15	0	5	2	3
TOTALS	83/82	510	398	112	40.5		4	126	18	12

PLAYOFFS

YEAR GAME	G/GS	TT	UT	AT	SACKS	QB PR	TP	INT	PD	FF	FR
1988 HOUS	1/1	3	3	0	0	1	0	0	0	1	0
1988 @Cinn	1/1	5	4	1	0	0	0	0	0	0	0
1989 @Clev	1/1	1	1	0	0	1	1	0	0	0	0
1990 MIAMI	1/1	6	5	1	0	2	1	0	0	0	0
1990 RAIDERS	1/1	2	1	1	0	2	0	0	0	0	0
1990 S.B. XXV	1/1	6	3	3	0	1	1	0	0	0	0
1991 K. CITY	1/1	9	5	4	0	2	0	0	0	0	0
1991 DENVER	1/1	5	4	1	0.5	2	1	0	0	0	0
1991 S.B. XXVI	1/1	7	6	1	0	1	3	0	0	0	0
1992 HOUS.	Inactive										
1992 @Pitts.	1/1	5	4	1	0	0	0	0	0	0	0
1992 @Miami	1/1	4	2	2	1	1	0	0	0	0	0
1992 S.B. XXVII	1/1	12	8	4	2	0	0	0	0	0	0
TOTALS	12/12	65	46	19	3.5	8	7	0	0	1	0

ADDITIONAL PLAYOFF STATISTICS: 1988—1 Blkd FG vs. Houston

80 BILL BROOKS

WIDE RECEIVER

Ht: 6-0 Wt: 189
 College: Boston University
 NFL Years: 8
 How Acquired: D-4, '86
 1992 Games Played/Started: 14/10
 Career Games Played/Started: 106/98
 Playoff Games Played/Started: 1/1
 Birthdate: 4/6/64
 Birthplace: Boston, MA
 Residence: Indianapolis, IN



PRO: Was originally drafted Colts in the fourth round of the 1986 draft (76th selection overall)...ranks 2nd as Colts' most prolific receiver in history with 411 catches for 5,818 yards and 28 TDs behind only Raymond Berry...has a reception in 103 of 106 games, entering the '93 campaign...signed with the Bills as an unrestricted FA in March of 1993.

1992: Played in 14 games, starting 10 for Indianapolis...missed the season opener vs. Cleveland with a sprained ankle, ending his 74 consecutive games played streak...also did not play vs. Buffalo (11/29).

1991: Led the Colts in receiving and also posted the top seasonal reception

BROOKS, continued

total with 72 catches for 888 yards...notched 4th 60+ receptions season, tying Lydell Mitchell for the most in Colts history.

1990: Finished 2nd in team reception and yardage with 62 for 823...joined RB Albert Bentley (71) and WR Jessie Hester (54) to form 2nd trio of seasonal 50+ receivers in club history...caught a pass in all 16 games except vs. Miami (10/28).

1989: Led the Colts in receiving for the 3rd consecutive year with 63...formed the club's first trio of seasonal 50+ receivers (Brooks-63, Bentley and Rison-52 in 1989)...caught 5 passes for 11 yards vs. Buffalo.

1988: Again led the team in receptions with 54...had 38-game reception streak halted at Green Bay (11/13).

1987: His 51 catches led the team, despite missing Weeks 3-5...caught 5 passes in playoff game at Cleveland (1/9/88)

1986: Was named to Pro Football Weekly NFL All-Rookie Team, NFLPA Offensive Rookie of the Year, UPI All-Rookie First Team and PFWA All-Rookie Team...started final 12 games...became 1 of only 9 rookies in NFL history to go over 1,000 yards receiving with his 65 catches for 1,131...his yards rank 3rd in NFL history for a rookie behind Bill Groman (Houston, 1,473 in 1960) and Bill Howton (Green Bay, 1,231 in 1952)...yardage ranked behind only Raymond Berry (1,298 in 1960) for Colts' seasonal mark...joined Berry and Roger Carr as only Colts players to gain over 1,000 yards receiving.

COLLEGE/PERSONAL: Full name—William Brooks, Jr...finished Boston University career with 228 catches for 3,579 yards and 32 TDs, including 79 for 1,210 and 11 TDs as a senior...84-yard catch against Grambling was his career long...earned AP HM All-America honors in 1984...elected to school's Hall of Fame in 1991...attended Framingham, MA High where he lettered at TE and DE as a sophomore before switching to WR and DB as a junior and senior...also lettered in track and baseball...was the Colts' 1991 and '92 United Way spokesman...served as keynote speaker at Colts' "No to Drugs, Yes to School" rallies in 1990 and '91 that reached over 70,000 students...received Indiana's highest citizen Award, the Sagamore of the Wabash...was named Colts' Edge Man of the Year...wife's name—Holly.

BROOK'S RECEIVING STATS

YEAR	CLUB	G/GS	REC	YDS	AVG	LG	TD
1986	Indy	16/12	65	1,131	17.4	84t	8
1987	Indy	12/12	51	722	14.2	52t	3
1988	Indy	16/16	54	867	16.1	53t	3
1989	Indy	16/16	63	919	14.6	55t	4
1990	Indy	16/16	62	823	13.3	75	5
1991	Indy	16/16	72	888	12.3	46	4
1992	Indy	14/10	44	468	10.6	26	1
TOTALS		106/98	411	5,818	14.2	84t	28

ADDITIONAL CAREER STATISTICS: *Rushing*—15 for 76 yards, 5.1 avg., 30 LG, 0 TDs; *Kickoff Returns*—8 for 143 yards, 17.9 avg., 24 LG, 0 TDs; *Punt Returns*—43 for 292 yards, 6.8 avg., 18 LG, 0 TDs.

PLAYOFFS

YEAR	CLUB	G/GS	REC	YDS	AVG	LG	TD
1987	Indy @Clev.	1/1	5	78	15.6	-	0

BROOKS' SINGLE GAME HIGHS

MOST RECEPTIONS: 10 @Green Bay, 11/24/91.
MOST TOUCHDOWN RECEPTIONS: 2 @Houston, 11/23/86.
MOST YARDS RECEIVING: 117 @NY Jets, 11/16/86.
LONGEST RECEPTION: 84t @San Francisco, 10/5/86.

BROOKS' 100-YARD RECEIVING GAMES

DATE	OPPONENT	REC	YARDS	AVG	LG	
11/16/86	@NY Jets	9	177	19.7	48t	
11/23/86	@Houston	7	105	15.0	37t	
9/13/87	vs. Cincinnati	6	146	24.3	52t	
10/16/88	vs. Tampa Bay	7	139	19.9	28t	
10/31/88	vs. Denver	3	108	36.0	53t	
10/1/89	@NY Jets	7	159	22.7	55t	
10/8/89	vs. Buffalo	5	111	22.2	40	
11/26/89	vs. San Diego	8	101	12.6	25t	
11/17/91	vs. Chicago	7	106	15.1	25	
TOTALS	9 100-YARD GAMES (9 regular season, 0 playoffs)					

2 STEVE CHRISTIE

KICKER

Ht: 6-0 Wt: 185
 College: William & Mary
 NFL Years: 4
 How Acquired: FA-'92
 (Plan B from Tampa Bay)
 1992 Games Played/Started: 16/0
 Career Games Played/Started: 48/0
 Playoff Games Played/Started: 4/0
 Birthdate: 11/13/67
 Birthplace: Oakville, ONT
 Residence: Oakville, ONT



PRO: Has great leg strength with the capability of hitting the long field goal in addition to placing kickoffs well into the end zone...was the first Plan B signing by the Bills in 1992 (2/5/92)...originally signed as a FA with Tampa Bay in 1990.

1992: Scored 115 pts. to tie for 4th on the Bills' all-time single season list...his 43 PATs was tops in the AFC while the 115 pts. ranked 2nd...his 24 FGs was 3rd highest in team history...missed 1st PAT of his career in season opener when the ball hit the right upright...54-yard FG at Miami (11/16) set a new Buffalo record and equalled his best...became the 5th Bill to score 100 pts. in a season...named Bills' Monday Quarterback Club Co-Special Teams Player of the Year...1st career playoff game was a memorable one as he connected on a 32-yard FG to propel the Bills to a 41-38 OT comeback win over Houston...tied an NFL record with 5 FGs at Miami in championship game (1/17)

1991: Set a Buccaneer team mark for consecutive PATs with 49, having never missed one...also recorded 18 touchbacks in 49 full-distance kickoffs.

1990: Turned in an outstanding rookie season, earning All-NFC honors by UPI, Football News and Pro Football Weekly...also named to All-Rookie teams by UPI, Football News, College and Pro Football Weekly and Football Digest...established new Buc records for most FGs in a season (23), best FG percentage (85.2%) and most consecutive FGs (11)...had a string of 8 consecutive FGs in the middle of the season...20 of his 66 kickoffs went for touchbacks...named Pro Football Weekly's Golden Toe Award winner for Week 4...recorded two 4 field goal games (vs. Green Bay, 10/14 and vs. Minnesota, 12/16).

COLLEGE/PERSONAL: Full name—Geoffrey Stephen Christie...outstanding 4-year punter and placekicker at William and Mary...named Kodak All-American Division I-AA first team punter in 1989 and Sports Network All-America first team placekicker and 2nd team punter...also named 2nd team AP All-America placekicker...holds many William and Mary records, including most points (279), most FGs (57 of 83), most PATs (108 of 116) and longest FG (53 yards, 3 times)...4th in the nation in 1988 in best punting year with 42.4 avg. on 66 punts, including career long 69 yarder...outstanding soccer player, as well as football kicker, at Trafalgar HS in Oakville, Ontario...great-grandfather played for the Hamilton Tiger Cats of the CFL...a former member of the Canadian Junior World Cup soccer team...was also a first-round selection of the Edmonton Eskimos of the CFL...majored in fine arts...wife's name—Alison.

CHRISTIE'S KICKING STATS

YEAR	CLUB	G	FG-FGA	PCT	PAT	PIS	LG
1990	Tampa Bay	16	23-27	.852	27-27	96	54
1991	Tampa Bay	16	15-20	.750	22-22	67	49
1992	Buffalo	16	24-30	.800	43-44	115	54
TOTALS		48	62-77	.805	92-93	278	54

FIELD GOAL ACCURACY

YEAR	1-19	20-29	30-39	40-49	50+	TOTAL	
1990	0-0	7-7	10-13	4-5	2-2	23-27	
1991	1-1	4-4	7-11	3-4	0-0	15-20	
1992	2-2	9-9	3-6	7-8	3-5	24-30	
TOTALS		3-3	20-20	20-30	14-17	5-7	62-77

PLAYOFFS

YEAR	CLUB	G	FG-FGA	PCT	PAT	PIS	LG
1992	Buffalo	4	9-10	.900	12-12	39	43

FIELD GOAL ACCURACY

YEAR	1-19	20-29	30-39	40-49	50+	TOTAL
1992	0-0	3-3	5-6	1-1	0-0	9-10

CHRISTIE, continued

CHRISTIE'S SINGLE GAME HIGHS

MOST FIELD GOAL ATTEMPTS—6 @ Miami, 1/17/93; 5 @ Miami, 11/16/92; 4 vs. Det, 11/10/91; 4 vs. Minn., 12/16/90; 4 vs. G. Bay, 10/14/90.
MOST FIELD GOALS MADE—5 @ Miami, 1/17/93; 4 @ Miami, 11/16/92; 4 vs. Minn., 12/16/90; 4 vs. Green Bay, 10/14/90.
LONGEST FIELD GOAL ATTEMPTS—54 @ Miami, 11/16/92; 54 vs. Detroit, 9/23/90; 53 @ Miami, 11/16/92; 52 @ Ind. 11/29/92; 52 vs. Ind., 9/20/92.
LONGEST FIELD GOALS MADE—54 @ Miami, 11/16/92; 54 vs. Detroit, 9/23/90; 52 @ Ind., 11/29/92; 52 vs. Ind., 9/20/92; 50 vs. Minn., 12/16/90.
MOST PATs—5, 4 times; last time—11/22/92.
MOST POINTS—17 @ Miami, 1/17/93; 14 @ Miami, 11/16/92; 14 vs. Green Bay, 10/14/90; 14 vs. Minn., 12/16/90

66 JERRY CRAFTS

OFFENSIVE LINE

Ht: 6-6 Wt: 351
 College: Louisville
 NFL Years: 2
 How Acquired: FA-'92
 1992 Games Played/Started: 6/0
 Career Games Played/Started: 6/0
 Playoff Games Played/Started: 0/0
 Birthdate: 1/6/68
 Birthplace: Tulsa, OK
 Residence: Orchard Park, NY



PRO: Originally drafted by Indy in the 11th round of the 1991 Draft...was released by the Colts 8/16/91 and signed by the Bills as a FA on 6/22/92...has tremendous size.

1992: Played in the first 6 games in a backup role and was an imposing force...was placed on IR (10/26) with a knee injury and remained on the list for the rest of the season.

1991: Participated in Colts' training camp, but was released 8/16.

COLLEGE/PERSONAL: Full name—Jerry Wayne Crafts...started final 2 seasons at Louisville after spending first 2 seasons at Oklahoma...appeared in all 11 games and the Fiesta Bowl as a senior and helped the Cardinals pro passing attack exceed 2,400 yards for the second consecutive season...attended Metro Christian Academy in Tulsa (OK)...police administration major...wife's name—Sherry.

43 MATT DARBY

SAFETY

Ht: 6-1 Wt: 200
 College: UCLA
 NFL Years: 2
 How Acquired: D-5 '92
 1992 Games Played/Started: 16/1
 Career Games Played/Started: 16/1
 Playoff Games Played/Started: 4/0
 Birthdate: 11/19/68
 Birthplace: Virginia Beach, VA.
 Residence: Orchard Park, NY.



PRO: A big-hitting safety who was selected in the 5th round of the '92 draft...covers well while playing the run very strong.

1992: Saw more playing time than any rookie on the roster and was the leading rookie tackler with 23 TTs on defense and 7 TTs on special teams...made 3 tackles in first pro game vs. Rams (9/6)...broke up a Dan Marino pass in the end zone (11/16)...left early at Houston (12/27) with a thigh bruise after making 1st NFL start...played in all 4 playoff games, making 2 TTs at Miami (1/17) and 3 UTs in S.B.XXVII.

COLLEGE/PERSONAL: Full name—Matthew Lamont Darby...earned Kodak All-American First Team honors as a senior at UCLA and was named to AP's second team...made 322 TTs, 6 sacks, 6 INTs, 2 FFs and 4 FRs as a Bruin...led the team in tackles in senior year with 85...selected by The Sporting News to the All-American HM list as a sophomore and finished 3rd on team in tackles...was a

DARBY, *continued*

consensus All-Pac 10 player his senior year...played in 2 bowl games (Cotton in his soph. year and John Hancock in his senior year)...was rated the 3rd best safety in the nation as a freshman by The Sporting News...consensus All-American first team selection by Adidas/Scholastic Coach, USA Today, Parade, Super Prep and The Sporting News at Green Run (Virginia Beach, VA) HS...was a 4-time state champ in the triple jump (50'2" was best)...majored in Afro-American Studies.

DARBY'S DEFENSIVE STATS

YEAR	CLUB	G/GS	TT	UT	AT	SACKS	QB PRS	INT	PD	FF	FR
1992	Buffalo	16/1	23	15	8	0	1	0	2	0	0
TOTALS		16/1	23	15	8	0	1	0	2	0	0

ADDITIONAL CAREER STATS: *Special Teams Tackles*: Total-7 (7 in '92).

PLAYOFFS

YEAR	GAME	G/GS	TT	UT	AT	SACKS	QB PR	INT	PD	FF	FR
1992	HOUS.	1/0	0	0	0	0	0	0	0	0	0
1992	@Pitts.	1/0	0	0	0	0	0	0	0	0	0
1992	@Miami	1/0	2	1	1	0	0	0	0	0	0
1992	SB XXVII	1/0	3	3	0	0	0	0	0	0	0
TOTALS		4/0	5	4	1	0	0	0	0	0	0

ADDITIONAL PLAYOFF STATS: *Special Teams Tackles*: 1992-1

65 JOHN DAVIS

OFFENSIVE LINE

Ht: 6-4 Wt: 310
 College: Georgia Tech.
 NFL Years: 6
 How Acquired: FA-'89
 (Plan B from Houston)
 1992 Games Played/Started: 10/0
 Career Games Played/Started: 73/27
 Playoff Games Played/Started: 10/3
 Birthdate: 8/22/65
 Birthplace: Ellijay, GA.
 Residence: Atlanta, GA.



PRO: Originally drafted by Houston in the 11th round of the 1987 draft...signed with the Bills 3/6/89 during the league's Plan B program...has the capability of playing any line position and also has the ability to be a long snapper...suffered a knee injury during the 1991 season and returned mid-season '92.

1992: Activated off PUP and played on special teams at Jets (10/26)...was inactive vs. Denver (12/12) with a sprained left knee, but saw action at RG in all of the remaining games after 10/26...saw action in all of the playoff games, except against Houston (1/3/93).

1991: Was in the midst of another outstanding season when he suffered a severe knee injury at New England (11/24) that kept him out the remainder of the year...the injury required total reconstructive surgery...was placed on IR 11/30...was instrumental in clearing the way for Thurman Thomas' 165 yards vs. Miami (9/1) and not allowing a sack of Jim Kelly or Frank Reich.

1990: Became the final piece in the puzzle for the Bills offensive line in 1990...played exceptionally well in his first role as a starter...was a member of the Bills line that allowed the fewest sacks (27) since 1981 (16), not counting the 12 in the '82 strike season...started at RG for all 3 playoff games.

1989: Was used sparingly in a backup role at guard and tackle, but played on all Bills' FG and PAT units.

1988: Played in 13 regular season games and 2 playoff games for the Oilers.

1987: Saw action in 6 games as a rookie, playing primarily on special teams...was placed on IR 12/19/87 with an ankle injury.

COLLEGE/PERSONAL: Full name—John Davis, Jr....a 4-year starter at Georgia Tech., playing tackle as a freshman and junior, and center as a sophomore and senior...was First Team All-ACC choice in senior year and was also selected to various All-America squads as a center...had an outstanding junior year as an all-american tackle, earning such honors as The Sporting News First Team, Football News Second Team and UPI HM All-America honors at tackle...majored in management...is a member of the Georgia Tech Hall of Fame...attended Gilmer High School in Ellijay, GA...John and his wife, Hester, have one daughter, Olivia Grace.

J. DAVIS, continued

JOHN DAVIS' NFL RECORD

YEAR	CLUB	G/GS
1987	Houston	6/0
1988	Houston	13/0
1989	Buffalo	16/0
1990	Buffalo	16/15
1991	Buffalo	12/12
1992	Buffalo	10/0
TOTALS		73/27

PLAYOFFS

TOTALS: G/GS - 6/3 : (Games Played: 1988—Houston @Cleveland, Houston @ Buffalo; 1989—@Cleveland) (Games Started: 1990—MIAMI, RAIDERS, S.B.XXV) (Games Played: 1992—@Pittsburgh, @Miami, S.B.XXXVII).

23 KENNETH DAVIS

RUNNING BACK

Ht: 5-10 Wt: 208
 College: Texas Christian University
 NFL Years: 8
 How Acquired: FA-'89
 (Plan B from Green Bay)
 1992 Games Played/Started: 16/0
 Career Games Played/Started: 99/22
 Playoff Games Played/Started: 11/1
 Birthdate: 4/16/62
 Birthplace: Temple, TX
 Residence: Temple, TX



PRO: Has been referred to by some experts as the best 2nd RB in football...has a quick, slashing running style...joined the Bills under the NFL's Plan B program in spring of 1989...originally drafted by the Green Bay Packers (D-2,'86) as their top selection.

1992: Set personal highs with 139 carries and 6 TDs...had his best day as a pro when he rushed for 181 yards and 2 TDs vs. Atlanta (11/22), teaming with Thomas who had 103, for two 100-yard rushers...the game marked his 4th 100-yard rushing effort and included a 64 yarder...scored 2 TDs the previous week at Miami...moved into 2nd place ahead of Joe Cribbs on Bills' all-time playoff rushing yardage list...41 yard scamper at Pitts. (1/9/93) was 3rd longest in club's postseason history behind Cribbs' 45 and 44 yarders...led team in playoff rushing with 319 yards and was the Bills leading ground gainer in 3 of the 4 playoff contests.

1991: Set or tied 5 single-season personal bests, including 129 attempts, 624 yards rushing, 78t longest run, 4 rushing TDs in a season and recorded his first season with two 100-yard performances...his 78-yard TD run vs. the Colts (10/13) was the longest in the NFL in 1991...teamed with Thomas for two 100-yards rushers in Colts game (10/13)...played an important role each week in all phases of the specials teams...will probably be remembered as the answer to the trivia question, "Who started for Thurman Thomas in S.B.XXVI when he could not locate his helmet?"

1990: Finished 2nd in rushing for the Bills with 302 yards...offensive line stated after several games how much they enjoyed blocking for Davis because of his enthusiasm to play with 2nd and 3rd efforts in running the ball...tied an NFL playoff record by scoring 3 TDs in the championship win over the Raiders.

1989: Was used sparingly as a backup who also had the opportunity to return some kickoffs on special teams duty...finished 3rd for the Bills in rushing with 149 yards...scored his first TD as a Bill on a 17-yard pass from QB Frank Reich in loss at Indianapolis.

1988: Started first 7 games of the season for Green Bay before spraining an ankle in the first quarter at Minnesota in Week 7...was then placed on IR and remained sidelined for 7 weeks...returned to action in Week 15 and finished out the season in a backup role.

1987: Led the Packers in rushing with 413 yards...recorded 129 yards in 23 carries with TD runs of 39 and 28 yards at Detroit (10/25/87)...missed 2 games with a bruised sternum (Bears 11/29 and 49ers 12/6).

1986: Became the team's leading rusher with 519 yards as a rookie...recorded the longest run from scrimmage (50 yards) permitted all season by the eventual Super Bowl champs Giants...made major contributions on special teams, averaging 19.3 yards for 12 KO returns and recording 7 solos on coverage units.

K. DAVIS, continued

COLLEGE/PERSONAL: Full name—Kenneth Earl Davis...set TCU single season (1,611 yards in 1984) and career (2,944 yards in 493 attempts) records for rushing...finished 5th in Heisman voting in '84...TCU's first consensus All-American (1984) since Bob Lilly in 1959...earned the nickname "Texas Twister" in Heisman hunt at TCU...1 of 12 children...father of daughter, Danielle Olliniese (10/21/87)...aspires to be a professional pool player after football...Led his Temple, TX, High School team to an unbeaten season and a state title.

DAVIS' RUSHING STATS

YEAR	CLUB	G/S	ATT	YDS	AVG	LG	TD
1986	Green Bay	16/6	114	519	4.6	50	0
1987	Green Bay	10/8	109	413	3.8	39t	3
1988	Green Bay	9/7	39	121	3.1	27	1
1989	Buffalo	16/0	29	149	5.1	21	1
1990	Buffalo	16/0	64	302	4.7	47	4
1991	Buffalo	16/1	129	624	4.8	78t	4
1992	Buffalo	16/0	139	613	4.4	64t	6
TOTALS		99/22	623	2741	4.4	78t	19

DAVIS' RECEIVING STATS

YEAR	CLUB	REC	YDS	AVG	LG	TD
1986	Green Bay	21	142	6.8	18	0
1987	Green Bay	14	110	7.9	35	0
1988	Green Bay	11	81	7.4	11	0
1989	Buffalo	6	92	15.3	29	2
1990	Buffalo	9	78	8.7	16	1
1991	Buffalo	20	118	5.9	14	1
1992	Buffalo	15	80	5.3	22	0
TOTALS		96	701	7.3	35	5

ADDITIONAL CAREER STATISTICS: *Special Teams Tackles:* 29 (1986 - 7 UT, 2 AT; 1987 & '88 - 0; 1989 - 2 UT, 3 AT; 1990 - 1 UT, 1 AT; 1991 - 4 UT, 5 AT; 1992 - 2 UT, 2 AT); *Kickoff Returns:* 33 att., 607 vds., 18.4 ave., 35 LG, 0 TD.

DAVIS' KICKOFF RETURNS

	NO.	YDS	AVG	LG	TD
TOTALS	33	607	18.4	35	0

PLAYOFFS

	G/GS	ATT	YARDS	AVG	LG	TD
TOTALS	11/1	98	443	4.5	41	6

ADDITIONAL PLAYOFF STATS: *Receiving:* 1990—caught 2 passes for 23 yds, long 19, 0 TD in S.B. XXV; 1991—caught 2 passes for 13 yds, long 9, 0 TD vs. Denver, caught 4 passes for 38 yds, long 12, 0 TD in S.B. XXVI; 1992—caught 2 passes for 25 yds, long 19, 0 TD vs. Hous; caught 4 passes for 52 yds, long 30, 0 TD @ Miami; caught 3 passes for 16 yds, long 13, 0 TD in SBXXVII. *Special Teams Tackles:* 1990—2 UT.

DAVIS' SINGLE GAME HIGHS

MOST ATTEMPTS: 25, Buff vs. Detroit (12/22/91); 25, Buff @Miami (11/18/91); 23, GB @Detroit (10/25/87); 23 GB vs. Denver (9/20/87); 22, Buff @Ind. (12/15/91).
MOST YARDS RUSHING: 181, Buff vs. Atlanta (11/22/92); 129, GB @Detroit (10/25/87), 118, Buff vs. Detroit (12/22/91).
LONGEST RUN: 78t, Buff vs. Ind. (10/13/91); 64t, Buff vs. Atlanta (11/22/92); 50, GB @Giants (12/20/86).
MOST RECEPTIONS: 7, GB vs. Wash. (11/9/86); 6, Buff vs. New Eng. (11/1/92); 6, GB @Giants (12/20/86); 5, Buff vs. Detroit (12/22/91).
MOST YARDS RECEIVING: 55, Buff vs. Denver (9/18/89); 45, GB @Giants (12/20/86); 44, Buff vs. New Eng. (11/1/92); 35, GB @Detroit (10/25/87).
LONGEST RECEPTION: 35, GB @Detroit (10/25/87); 29, Buff vs. Denver (9/18/89).
MOST TDs: 3, Buff vs. Raiders (1/20/91—AFC Champ. Game); 2, Buff vs. Atlanta (11/22/92); 2, Buff @Miami (11/16/92); 2, GB @Detroit (10/25/87).

85 AL EDWARDS

WIDE RECEIVER

Ht: 5-8 Wt: 173

College: Northwestern Louisiana State

NFL Years: 4

How Acquired: D-11-'90

1992 Games Played/Started: 7/0

Career Games Played/Started: 37/7

Playoff Games Played/Started: 6/3

Birthdate: 5/18/67

Birthplace: New Orleans, LA

Residence: Kenner, LA



PRO: Became a valuable asset his rookie year as an extra WR and a punt and KO returner...was the 292nd player taken in the '90 draft...often fills in as an extra WR.

1992: Spent the first 9 weeks of the season on IR with injured ribs...returned for the game at Miami (11/16) and played in the remaining 7 games...was placed back on IR for the playoffs with a groin injury...had his longest KO return of the season at Miami (11/16), a 34 yarder...had a 28-yard KO return vs. Denver (12/12) to set up the winning drive...made his first catch of the year at New Orleans (12/20)...his 8-yard rush at Houston (12/27) was his 2nd career attempt.

1991: Made his first career TD grab vs. Chicago (9/29)...became the first Bills player to return a KO for a TD since Curtis Brown did so in 1987 when he took one back 91 yards for Buffalo's first score in a dramatic 30-27 OT win at the Raiders (12/8)...earned a game ball for his 9 catches vs. the Jets (12/1).

1990: Filled in for the injured Don Beebe and started 2 games late in the season...suffered a shoulder injury on a KO return vs. Jets (10/21) and was inactive the next 2 weeks.

COLLEGE/PERSONAL: Full name—Albert Edwards, Jr....finished collegiate career with 94 catches for 1,525 yards, 4 TDs and a long of 61...All-American sprinter (1987 400-meter relay) and big-play man for the Demons...was the East Bank HS Offensive MVP as a tailback...3-time all-district DB...industrial technology major...wife's name—Kathy.

EDWARDS' RECEIVING STATS

YEAR	CLUB	G/GS	REC	YARDS	AVG	LG	TD
1990	Buffalo	14/2	2	11	5.5	6	0
1991	Buffalo	16/5	22	228	10.4	33t	1
1992	Buffalo	7/0	2	25	12.5	20	0
TOTALS		37/7	26	264	10.2	33t	1

EDWARDS' PUNT RETURN STATS

YEAR	CLUB	NO	FC	YARDS	AVG	LG	TD
1990	Buffalo	14	5	92	6.6	16	0
1991	Buffalo	13	9	69	5.3	21	0
1992	Buffalo	0	0	0	0.0	0	0
TOTALS		27	14	161	6.0	21	0

EDWARDS' KICKOFF RETURN STATS

YEAR	CLUB	NO	YARDS	AVG	LG	TD
1990	Buffalo	11	256	23.3	54	0
1991	Buffalo	31	623	20.1	91t	1
1992	Buffalo	12	274	22.8	34	0
TOTALS		54	1153	21.4	91t	1

ADDITIONAL STATS: *Special Teams Tackles:* 1990—9 TTs (KO-4 UTs, 1 AT; PC-1 UT, 3 ATs); *Rushing:* 1991-1 att., 17 yds., 0 TD; 1992-1 att., 8 yds., 0 TD.

PLAYOFFS

RECEIVING

TOTALS	G/GS	REC	YARDS	AVG	LG	TD
	6/0	3	30	10.0	12	0

PUNT RETURNS

TOTALS	NO	FC	YARDS	AVG	LG	TD
	3	3	29	9.7	17	0

KICKOFF RETURNS

TOTALS	NO	YARDS	AVG	LG	TD
	11	243	22.1	33	0

70 JOHN FINA

OFFENSIVE LINE

Ht: 6-4 Wt: 285
 College: Arizona
 NFL Years: 2
 How Acquired: D-1, '92
 1992 Games Played/Started: 16/0
 Career Games Played/Started: 16/0
 Playoff Games Played/Started: 4/0
 Birthdate: 3/11/69
 Birthplace: Rochester, MN
 Residence: Tucson, AZ



PRO: Was Buffalo's number one selection (27th overall) of the 1992 Draft...has deceiving size and good quickness...a hard working and very intelligent young man with many interests outside of football.

1992: Gained national recognition early when he caught a 1-yard tackle eligible pass vs. Indy (9/20) on a Sunday night TNT game...the play marked his first TD since 6th grade when he intercepted a pass...was named Rookie of the Year by the Bills Monday Quarterback Club...played primarily on special teams and showcased his athletic ability by making 4 TT's on the punt coverage unit.

COLLEGE/PERSONAL: Full name—John Joseph Fina...was a mainstay on the Arizona offensive line his last 3 seasons and drew 27 starts...versatile player who was used on the defensive line in goal line situations...garnered several academic awards, including the Academic Achievement Award in 1988-91...All Pac-10 second team choice as a senior and academic all-conference choice...moved to OT as a sophomore after recording 11 TT's as a reserve DT in freshman year...all-state OT and DE at Salpointe (Tucson, AZ) HS...father, Charles, is a physician who attended St. John Fisher College...majored in psychology.

FINA'S NFL RECORD

YEAR	CLUB	G/GS
1992	Buffalo	16/0
TOTALS		16/0

PLAYOFFS

TOTALS	G/GS - 4/0
---------------	------------

33 EDDIE FULLER

RUNNING BACK

Ht: 5-9 Wt: 198
 College: Louisiana State
 NFL Years: 4
 How Acquired: D-4, '90
 1992 Games Played/Started: 8/0
 Career Games Played/Started: 13/0
 Playoff Games Played/Started: 0/0
 Birthdate: 6/22/68
 Birthplace: Leesville, LA
 Residence: Baton Rouge, LA



PRO: Has seen limited action on Bills' KO return and coverage teams...plagued by injuries much of his NFL career...was the 100th player selected in the 1990 draft.

1992: Played in first 6 games, recording 6 carries for 39 yards, 2 catches for 17 yards, 8 KO returns for 134 yards and 3 tackles on KOs...was then waived for Week 7's game, but re-signed the following day and was active for New England (11/1) and Pitts. (11/8)...was placed on IR (back) the following week for the remainder of the season.

1991: Served as one of the Bills KO return men, but did not record a return in '91...made 1 AT on a KO at the Jets (9/15)...was placed on IR with an injured back he sustained in the Bears game (9/29).

1990: Spent the entire season on IR with an injured knee that did not require surgery.

COLLEGE/PERSONAL: Full name—Eddie Jerome Fuller....gained 1,816 yards on 376 carries in his LSU career with 9 TDs and a long of 50 yards...played in the Sugar (1986), Gator (1987) and Hall of Fame (1988) Bowls...earned All-American

FULLER, *continued*

HM from AP and was a first team All-SEC pick as a junior...led the team in all-purpose running, averaging 96.7 yards per game his senior year...was the 1986 recipient of the Coaches' Scholastic Award, given to the freshman who demonstrates true spirit of academic leadership and performance...a MVP selection by the Louisiana Sports Writers Association his senior year at Leesville (LA) High...Adidas All-American choice as a junior...was a member of the National Honor Society.

FULLER'S RUSHING STATS

YEAR	CLUB	G/GS	ATT	YARDS	AVG	LG	TD
1992	Buffalo	8/0	6	39	6.5	15	0
TOTALS		8/0	6	39	6.5	15	0

FULLER'S KICKOFF RETURN STATS

YEAR	CLUB	NO.	YARDS	AVG	LG	TD
1992	Buffalo	8	134	16.8	28	0
TOTALS		8	134	16.8	28	0

ADDITIONAL CAREER STATISTICS: *Receiving*: 1992—2-17, 8.5, 17 lg, 0 TD; *Special Teams Tackles*: 1992—3 TTs.

35 CARWELL GARDNER

FULLBACK

Ht: 6-2 Wt: 244
 College: Louisville
 NFL Years: 4
 How Acquired: D-2, '90
 1992 Games Played/Started: 16/7
 Career Games Played/Started: 39/12
 Playoff Games Played/Started: 9/1
 Birthdate: 11/27/66
 Birthplace: Louisville, KY
 Residence: Louisville, KY



PRO: The Bills' "big back" who is a powerful runner with good pass catching ability...was the 42nd player selected in the 1990 draft.

1992: Set a personal high for season rushing with 166, which was 3rd best for Bills...proved to be a very effective blocker for Thurman Thomas, making several key blocks at Jets (10/26) and at Miami (11/16)...scored TDs vs. Indy (9/20, 1 yard) and Atlanta (11/22, 2 yards)...became a valuable member of the special teams, finishing 4th with 16 TTs...made 2 solos on KOs in championship game (1/17).

1991: Was forced to the forefront of the FB scene when Jamie Mueller injured his neck in preseason, making Gardner the only FB on the roster...scored his first NFL TD against Miami (9/1)...drew his first start at Tampa (9/22) and scored on a 1-yard plunge...showed good hustle by recovering his own fumble in the end zone for a TD vs. Chicago (9/29)...finished 4th on special teams tackles with 14 and tied with Steve Tasker for the most solo tackles (10)...played in the 3 playoff games, but did not carry the ball.

1990: Was activated off IR 11/3 from a right knee injury and saw limited action on offense and special teams...recorded a solo tackle on a KO in Super Bowl XXV.

COLLEGE/PERSONAL: Full name—Carwell Ernest Gardner...prototype FB who made a smooth adjustment to offense after playing DE earlier in his career...went to Louisville from the University of Kentucky, where he earned All-SEC honors in 1987...rushed for 595 yards in 139 carries as a senior with 7 TDs and a long of 44 yards...also caught 46 passes for 614 yards with 5 TDs and a long of 65 yards...made 133 tackles with 7 sacks, 1 INT, 8 PDs, 2 FFs and 2 FRs in 3 years as a DE at KU...transferred from the University of Kentucky, sitting out the 1988 season under NCAA transfer rules...played DT, NT, DE and LB during his 3-year career at Trinity (Louisville) HS...led the squad to the state championship with a 14-0 record as a junior...pre-business major.

GARDNER'S RUSHING STATS

YEAR	CLUB	G/GS	ATT	YARDS	AVG	LG	TD
1990	Buffalo	7/0	15	41	2.7	14	0
1991	Buffalo	16/5	42	146	3.5	18	4
1992	Buffalo	16/8	40	166	4.2	19	2
TOTALS		39/13	97	353	3.6	19	6

ADDITIONAL CAREER STATISTICS: *Receiving*—7 rec, 67 yds, 9.6 avg, 17 lg, 0 TD; *Special Teams Tackles*: 1990—4 TTs on KO; (2 UTs and 2 ATs); 1991—14 TTs on KO (10 UTs and 4 ATs); 1992—16 TTs; (5 UTs, 11 ATs); FRs—3 in 1991.

GARDNER, *continued*

YEAR	G/GS	PLAYOFFS				
		ATT	YARDS	AVG	LG	TD
1990	1/0	1	23	23.0	23	0
1991	3/0	0	0	0.0	0	0
1992	4/0	12	29	2.4	8	1
TOTALS	8/0	13	52	4.0	23	1

ADDITIONAL PLAYOFF STATISTICS: *Receiving*: 1 rec., -6 yards;
Special Teams Tackles: 1990—S.B.XXV-1 UT on KO; 1991—recorded 1 UT on KO vs. Kansas City and 1 AT on KO vs. Denver; 1992—2 UTs at Miami.

7 GALE GILBERT

QUARTERBACK
 Ht: 6-3 Wt: 209
 College: California-Berkley
 NFL Years: 8
 How Acquired: FA-'89
 1992 Games Played/Started: 0/0
 Career Games Played/Started: 26/2
 Playoff Games Played/Started: 0/0
 Birthdate: 12/20/61
 Birthplace: Red Bluff, CA
 Residence: Hamburg, NY



PRO: Signed with the Bills 3/6/89...originally signed with the Seahawks as a FA after the 1985 draft and remained on the roster through 1987...was only the 4th QB to start for the Seahawks behind Jim Zorn, Dave Kreig and Steve Meyer...has what most consider to be the strongest arm on the team.

1992: Was again inactive for 13 of the 16 games, but dressed for play under the NFL rule...DNP against Pitts. (11/8), at Miami (11/16) and at Houston (12/27).

1991: Was active for Tampa Bay, Kansas City and Detroit games, but did not play...was inactive the remaining 13 games, but could have been inserted into the game under the NFL's new rule that allows an inactive QB to play in a situation where both active QBs are injured

1990: Played in his first regular season game for the Bills at Washington (12/30)...tossed TD strikes of 8 and 15 yards in his first action since 1986...led Buffalo to a TD in his first series against the Redskins...was active for the first time as a Bill vs. the Raiders (10/7)...dressed for all 3 playoff games, but did not play.

1989: Was impressive in preseason play and was being seriously considered as the number 2 QB behind Kelly when cracked ribs in the preseason game with the Saints forced him to the sidelines...was placed on IR following the 1st week of the regular season, but was not activated the rest of the year.

1988: Sat out the entire season.

1987: Spent the entire season on IR with a bad knee.

1986: Saw action in all 16 games as Norm Johnson's holder and played in 5 games at QB with 2 starts, vs. the Jets and Kansas City...saw first action at QB against Denver and completed 4-for-4 passes for 71 yards and Seattle's only TD in a 20-13 loss...made first pro start the next week vs. the Jets and threw for 274 yards (25-of-44), 1 TD and 2 INTs in a 38-7 loss.

1985: Played in 9 games his rookie year as a holder and played in 5 at QB...was 5 of 6, including a 38-yard TD toss to Daryl Turner in his first pro game vs. the Rams in a Monday Night contest...was one of only 2 FAs to make the Seahawks 45-man roster.

COLLEGE/PERSONAL: Full name—Gale Reed Gilbert...a 4-year letterman and 3-year starter at Cal-Berkley...earned 2nd team All-Pac 10 honors in '84...finished his career as the 2nd-leading passer in school history with 6,566 yards...completed 548 of 984 career passes with 32 TDs and 48 INTs...set a school record with 2,769 yards passing as a junior in '83 and passed for 1,693 yards and 6 TDs as a senior...graduated in physical education...attended Red Bluff (CA) HS...He and his wife, Kim, have one son, Garrett (7/1/91).

GILBERT, continued

GILBERT'S PASSING STATS

YEAR	CLUB	G/S	ATT	COMP	YDS	PCT	TD	INT	LG	SACKS
1985	Seattle	9/0	40	19	218	.475	1	2	37	1/9
1986	Seattle	16/2	76	42	485	.553	3	3	38	4/34
1987	Seattle	IR-knee								
1988	Seattle	sat out season								
1989	Buffalo	IR-ribs								
1990	Buffalo	1/0	15	8	106	.533	2	2	23	1/9
1991	Buffalo	0/0								
1992	Buffalo	0/0								
TOTALS		67/2	3622	29	14	1.5	0	2	1	0

ADDITIONAL STATS: *Rushing Totals:* 10 Atts, 12 Yds, 1.2 Avg, 12 LG, 0 TD (1985—7 Att, 4 Yds, 0.6 Avg, 8 LG, 0 TD; 1986—3 Att, 8 Yds, 2.7 Avg, 12 LG, 0 TD; 1990—0 Att).

PLAYOFFS

1990—Dressed for MIAMI, RAIDERS and S.B.XXV, but did not play.
 1991—Inactive for KANSAS CITY, DENVER and S.B.XXVI.
 1992—Dressed for HOUSTON and @Pittsburgh, but did not play. Was inactive for @Miami and S.B.XXVII.

50 KEITH GOGANIOUS

LINEBACKER

Ht: 6-2 Wt: 239
 College: Penn State
 NFL Years: 2
 How Acquired: D-3, '92
 1992 Games Played/Started: 14/0
 Career Games Played/Started: 14/0
 Playoff Games Played/Started: 4/0
 Birthdate: 12/7/68
 Birthplace: Virginia Beach, VA
 Residence: Virginia Beach, VA



PRO: Drafted by the Bills in the 3rd round (55th overall) of the 1992 Draft...has impressed coaches with good cover ability to go along with excellent strength.

1992: Made 1 tackle in the season opener and made 3 TTs and a FF while seeing extensive action vs. Indy (9/20)...proved to be a valuable member of the special teams unit, recording 5 TTs on KOs...recorded 1 tackle in championship game and 3 TTs on KOs in playoffs.

COLLEGE/PERSONAL: Full name—Keith Lorenzo Goganious...All-American honorable mention by Football News as a senior...totaled 156 TTs with 6 sacks, 14 PDs and 1 FF in his Penn State career...dominated action with 15 TTs in 42-17 thrashing of Tennessee in the Fiesta Bowl...saw action in every game as a sophomore, junior and senior...Adidas, USA Today and Scholastic Coach All-American honorable mention at Green Run (VA) HS...was MVP of the East squad in the Virginia East-West All-Star game...majored in management.

GOGANIOUS' DEFENSIVE STATS

YEAR	CLUB	G/GS	TT	UT	AT	SACKS	INT	PD	FF	FR
1992	Buffalo	14/0	4	2	2	0	0	0	1	0
TOTALS		14/0	4	2	2	0	0	0	1	0

ADDITIONAL STATS: *Special Teams Tackles:* 1992—5 TTs (1 UTs, 4 ATs).

PLAYOFFS

TOTALS		4/0	1	1	0	0	0	0	0	0
---------------	--	------------	----------	----------	----------	----------	----------	----------	----------	----------

ADDITIONAL PLAYOFF STATS: *Special Teams Tackles:* 1992—3 TTs (2 UTs, 1 ATs).

98 JIM GRAY

DEFENSIVE END

Ht: 6-2 Wt: 270
 College: West Virginia
 NFL Years: 1
 How Acquired: FA, '93
 1992 Games Played/Started: 0/0
 Career Games Played/Started: 0/0
 Playoff Games Played/Started: 0/0
 Birthdate: 7/5/69
 Birthplace: West Mifflin, PA
 Residence: Orchard Park, NY



PRO: Originally drafted by New England as their second seventh-round selection...signed with Buffalo on 3/17/93.

1992: Participated in New England's training camp before being released on 8/24/92.

COLLEGE/PERSONAL: Full name—James Melvin Gray...recorded 162 TT's with 13 sacks, 3 FF and 2 PDs in collegiate career at West Virginia...was an All-East second team choice by AP in junior year, despite being hampered by a right foot injury in final 3 weeks of the season...earned All-East HM from AP after freshman season...moved into starting lineup at NF after 3rd game of freshman year...was an all-conference and all-state selection at West Mifflin (PA) High...also was an outstanding track athlete, winning the WPIAL title and five gold medals in the shot put...graduated from West Virginia with a degree in sociology.

26 CHRIS HALE

CORNERBACK

Ht: 5-8 Wt: 179
 College: USC
 NFL Years: 5
 How Acquired: D-7b, '89
 1992 Games Played/Started: 14/0
 Career Games Played/Started: 43/0
 Playoff Games Played/Started: 3/0
 Birthdate: 1/4/66
 Birthplace: Monrovia, CA
 Residence: Monrovia, CA



PRO: Has battled the odds in his 4 NFL seasons, but has always come up on the winning side and played well when called upon...was a long-shot to make the Bills' roster as a rookie but impressed everyone with his tough man-to-man coverage ability and strong tackling, despite his small stature.

1992: Returned to his earlier performance level and tied for 4th in special teams tackles with 16...also became Bills' punt returner while Cliff Hicks was injured in early part of season...had his best return (27 yards) vs. Rams (9/6)...received a game ball for his 83 yards on 7 returns vs. Indy (9/20)...came up with 3 solos on punt coverage at Raiders (10/11) and scored first NFL points when he tackled New England punter Shawn McCarthy for a safety (11/1)...placed on IR (12/19) with a sore hamstring...was reactivated and made 1 AT on special teams at Miami (1/17)...recorded 2 solos on punts in S.B.XXVII.

1991: Spent the first 6 weeks on the Physically Unable to Perform list, still recovering from the Achilles injury...completely recovered and returned to action against Indianapolis (10/13)...came up with his first career INT in front of a Monday night TV audience when he intercepted Cincy's Boomer Esiason in the end zone to prevent a TD...was placed back on IR 11/23 with a hamstring pull.

1990: Was playing very well on Bills nickel and dime packages when he tore his right Achilles tendon in Week 8 at Cleveland...had the Bills longest punt return of the season, a 25-yarder, vs. Cleveland (11/4).

1989: Finished the season as the 4th leading special teams tackler with 20 to his credit...had a big game in win over Houston by recording 7 tackles and 1 PD when he replaced the injured Derrick Burroughs...replaced an injured Nate Odomes at Seattle and batted away a would-be TD pass on his first play.

COLLEGE/PERSONAL: Full name—Christopher Hale...began his collegiate career as a member of the Nebraska track team...then transferred to Glendale J.C. and played DB...then ended up at USC as a member of the football and track teams...was named HM All-Pac 10 his senior year and USC's Special Teams Player-

HALE, continued

of-the-Year...finished 4th on the team with 94 tackles and led the squad with 4 INTs and 30 PDs...closed out his collegiate career with 11 tackles against Michigan in the Rose Bowl...moved into the Trojan starting lineup in the 7th game of his junior year...**TROJAN TRACK**—Placed 3rd in the conference finals his senior year in the long jump (24-2 1/2)...had career bests 24-0 in the long jump and 10.5 in the 100...was the state long jump champion in 1983 (23-8) and 1984 (23-7) from Monrovia HS.

HALE'S DEFENSIVE STATS

YEAR	CLUB	G/GS	TT	UT	AT	SACKS	INT	PD	FF	FR
1989	Buffalo	16/0	9	8	1	0	0	4	0	0
1990	Buffalo	8/0	16	11	5	0	0	1	0	1
1991	Buffalo	5/0	11	10	1	0	1	4	0	0
1992	Buffalo	14/0	2	2	0	0	0	0	0	0
TOTALS		43/0	38	31	7	0	1	9	0	1

ADDITIONAL STATS: Special Teams Tackles: 1989—20 TTs (9 UTs, 11 ATs); 1990—10 TTs (3 UTs & 6 ATs on KO, 1 UT on Punt; 2 FRs on Punts); 1992—16 TTs (3 UTs and 8 ATs on KO, 3 UTs and 2 ATs on Punts).

PLAYOFFS

TOTALS	G/GS	TT	UT	AT	SACKS	INT	PD	FF	FR
	3/0	0	0	0	0	0	0	0	0

ADDITIONAL PLAYOFF STATS: Special Teams Tackles: TOTAL—6 TTs (1989—3 UTs @Cleve.) (1992—1 AT @Miami, 2 UTs in S.B. XXVII).

90 PHIL HANSEN

DEFENSIVE END

Ht: 6-5 Wt: 278
 College: North Dakota State
 NFL Years: 3
 How Acquired: D-2, '91
 1992 Games Played/Started: 16/16
 Career Games Played/Started: 30/26
 Playoff Games Played/Started: 7/4
 Birthdate: 5/20/68
 Birthplace: Ellendale, ND
 Residence: Hamburg, NY



PRO: Has etched his name in at the LDE spot...an intelligent player who is one of Buffalo's hardest workers...was drafted in the second round of the 1991 draft (54th pick overall) by the Bills.

1992: Posted some very impressive numbers in his first season as a full-time starter at LDE...finished 2nd in team sacks with 8...tied for PD lead among defensive linemen with 3...ended the regular season with a streak of 6 consecutive games with a sack, tying Bruce Smith's team record from '86...had a knack for making key sacks in big games, such as a 10-yard sack on Steve Young in a key play vs. 49ers (9/13) and 2 sacks of Bobby Hebert in win at New Orleans (12/20)...left the Raiders game (10/11) early with a knee injury, but returned the following week...made some outstanding plays in the playoffs, including leading the team with 11 TTs vs. Houston (1/3), recovering a fumble at Pitts. (1/9) and batting a Dan Marino pass skyward before snatching it out of the air for a key INT in the championship game (1/17).

1991: Capped off his rookie year with accolades including being named to All-Rookie teams by Pro Football Writers, Football News and Football Digest...of the 12 defensive linemen drafted in front of him, only Green Bay's Esera Tuaolo made more starts (Tuaolo-16, Hansen-10)...recorded his first NFL start against Pittsburgh (9/8) for the injured Bruce Smith...was injured the following week at the Jets (9/15) late in the game with a severely sprained right ankle...was one of two inactive players the following 2 weeks (at Tampa Bay and vs. Chicago)...returned to the starting lineup the following week (10/7) at Kansas City...recorded his first NFL sack vs. New England (11/24)...played well on special teams coverage units.

COLLEGE/PERSONAL: Full name—Philip Allen Hansen...named Small College Defensive Lineman of the Year by the NFL Draft Report...picked as All-America first team by Football Gazette in junior and senior years at North Dakota State...recorded a sack in every game but one in his senior year and led the team in PDs (17) his junior year...was named National Defensive Player of the Week by the Football Gazette vs. Millersville in his sophomore year...came back the following week vs. Cal State-Sacramento to win the same honors...was a two-time

VETERAN PLAYERS

HANSEN, *continued*

all-conference selection at Oakes (ND) HS, playing DL, LB, OL and RB...was an agricultural economics major with a minor in business and maintained a 3.08 grade point average.

HANSEN'S DEFENSIVE STATS

YEAR CLUB	G/GS	TT	UT	AT	SACKS	QB PR.	INT	PD	FF	FR
1991 Buffalo	14/10	40	29	11	2	3	0	0	2	1
1992 Buffalo	16/16	64	47	17	8	4	0	3	1	0
TOTALS	30/26	104	76	28	10	7	0	3	3	1

ADDITIONAL CAREER STATISTICS: *Special Teams Tackles*—1991 (2 TT's-1 UT, 1 AT on KOs).

PLAYOFFS

YEAR GAME	G/GS	TT	UT	AT	SACKS	QB PR.	INT	PD	FF	FR
1991K.C., Den., S.B.	3/0	1	0	1	0	0	0	0	0	0
1992 HOUS.	1/1	11	10	1	1	0	0	0	0	0
1992 @Pitts.	1/1	3	2	1	0	0	0	1	0	0
1992 @Miami	1/1	2	2	0	1	1	1	0	0	0
1992S.B.XXVII	1/1	3	3	0	0	0	0	0	0	1
TOTALS	7/4	20	17	3	2	1	1	1	0	1

52 RICHARD HARVEY

LINEBACKER

Ht: 6-1 Wt: 242

College: Tulane

NFL Years: 4

How Acquired: FA-'92

1992 Games Played/Started: 11/0

Career Games Played/Started: 27/9

Playoff Games Played/Started: 0/0

Birthdate: 9/11/66

Birthplace: Pascagoula, MS

Residence: Moss Point, MS



PRO: Was originally drafted by the Bills in the 11th round of the 1989 draft...spent the entire '89 campaign on IR...signed with New England in Plan B on 3/23/90 and played all 16 games...was released by the Patriots 9/2/91...re-signed with Buffalo 2/3/92 as a FA.

1992: Was active for Week 1 and made a tackle on KO coverage...was then inactive Weeks 2-6...remained active the rest of the season and recorded 5 TT's vs. New England while filling in for an injured Shane Conlan...also set up game-winning FG with a FR at New Orleans (12/20)...played against Houston (1/3) in playoffs, but was inactive at Pitts. (1/9)...was then placed on a special roster exemption list for the playoffs.

1991: Was a member of the Patriots through the entire training camp and was then released 9/2 to make room for LB Johnny Rember.

1990: Signed with New England as an unrestricted FA through the NFL's Plan B program and ended up playing in all 16 games with 9 starts (1 at OLB, 7 at ILB and 1 at MLB)...made first career start at Cincinnati (9/23)...named Miller Lite Player of the Game after recording a career-high 11 TT's vs. Washington (12/15).

1989: Spent the entire season on IR with a shoulder injury.

COLLEGE/PERSONAL: Full name—Richard Clemon Harvey...was among Tulane's leading tacklers 3 consecutive years...finished collegiate career with 313 tackles and 4 INTs...his 15 TT's and a sack vs. Kansas State as a senior earned him Sports Illustrated's Defensive Player of the Week honors...led the Green Waves in tackles as a sophomore and as a junior...was an all-state, all-district and all-conference player at Pascagoula (Gautier, MS) HS...father, Richard, played pro football for New Orleans...majored in mechanical engineering...he and his wife, Regina, have one son, Richard, Jr. (8/5/90).

HARVEY'S DEFENSIVE STATS

YEAR CLUB	G/GS	TT	UT	AT	SACKS	INT	PD	FF	FR
1989 Buffalo	Injured Reserve—Shoulder								
1990 New England	16/9	52	33	19	0	0	0	0	0
1991	out of football								
1992 Buffalo	11/0	6	4	2	0	0	0	0	0
TOTALS	27/9	58	37	21	0	0	0	0	0

ADDITIONAL CAREER STATISTICS: *Special Teams Tackles*—1992 (8 TT's-2 UT's, 6 AT's; 1 FR).

67 KENT HULL**CENTER****Ht: 6-5 Wt: 284****College: Mississippi State****NFL Years: 8****How Acquired: FA, '86****1992 Games Played/Started: 16/16****Career Games Played/Started: 108/108****Playoff Games Played/Started: 13/13****Birthdate: 1/13/61****Birthplace: Ponotoc, MS****Residence: Greenwood, MS**

PRO: Regarded by many as the premier center in the NFL, though he was overlooked in the past 2 Pro Bowl balloting after appearing in the previous 3 consecutive Pro Bowls...anchors one of the best offensive lines in pro football...joined the Bills as a FA just prior to the start of the 1986 season and has been the starting center since that time...spent 3 years in the USFL with New Jersey prior to coming to the Bills...was a 7th-round draft choice of the Generals in '83.

1992: Started every game for the Bills for the 7th consecutive season, though he was plagued with a hamstring pull in the middle of the campaign and missed some snaps...was selected "Man of the Year" by the Bills Monday Quarterback Club...makes most of the adjustment calls on the offensive line...served as offensive co-captain for the 3rd straight season...pulled his hamstring late in the Miami game (10/4), marking the first time he missed a snap because of an injury...left the game after the first series at the Raiders (10/11) because of the hamstring...started his 100th consecutive regular season game vs. New England (11/1).

1991: Again gathered such honors as AP All-Pro first team, Pro Football Writers of America All-Pro team, SI's Dr. Z's All-Pro team, UPI All-AFC squad and Football News AFC All-Pro team...started his 92nd consecutive regular season game vs. Detroit (12/22).

1990: Had an outstanding season, despite playing the last few regular season and playoff games with a broken index finger on his snapping hand...was selected to the All-Pro First Teams by AP, PFWA, Pro Football Weekly, The Sporting News, NEA, College and Pro Football Weekly, Football Digest and SI's Dr. Z...was also selected to the All-AFC First Team by UPI and Football News...helped clear the way for RB Thurman Thomas' five 100-yard games...was taken out of the Colts game (12/9) in the fourth quarter as a gesture for a job well done, marking the first time he did not play center on a regular offensive play since his days in the USFL.

1989: Was selected to the UPI All-AFC squad, College and Pro Football Newsweekly All-Pro team, The Sporting News NFL All-Pro team, Pro Football Weekly's All-Pro team and AP's All-Pro Second Team...went the entire season without a single bad snap to the QBs.

1988: Was elected to the Pro Bowl as a reserve center, the first time a Buffalo offensive lineman was so honored since Joe DeLamielleure held the distinction in 1979...also was named to the 1st team UPI All-AFC squad and 2nd team AP All-Pro unit.

1987: Took every snap with the Bills' offense and continued his development as one of the finest centers in the AFC.

1986: Signed with the Bills in the middle of training camp after being pursued as a FA by 9 clubs...moved into the starting lineup at center for the 3rd preseason game, just 5 days after signing, and remained there since that time.

1983-85: Starting center for the New Jersey Generals (USFL) and played every offensive play during that time...his play was one of the big reasons the club had 2 backs—Herschel Walker and Maurice Carthon—go over 1,000 yds. apiece in '84.

COLLEGE/PERSONAL: Full name—James Kent Hull...was a 4-year starter at Mississippi St...played in the Sun and Hall of Fame Bowls...played in the Blue-Gray game...chose MSU in part because his father, Charles, played basketball at the school, which is 80 miles from Kent's home...Charles is the state of Mississippi's Director of Agriculture...has a 350-acre farm in Greenwood, MS with his father where he raises brood cows...attended Greenwood High and won all-state mention in both football and basketball...has a degree in business administration from MSU...Kent and his wife, Kay, have a son, Drew (2/2/87), and a daughter, Ellen (2/15/90).

HULL, continued

HULL'S NFL RECORD

YEAR	CLUB	G/GS
1986	Buffalo	16/16
1987	Buffalo	12/12
1988	Buffalo	16/16
1989	Buffalo	16/16
1990	Buffalo	16/16
1991	Buffalo	16/16
1992	Buffalo	16/16
TOTALS		108/108

ADDITIONAL CAREER STATISTICS: *Fumble Recoveries* – 3 Total; 1989 (2), 1991 (1).

PLAYOFFS

TOTALS	G/GS-13/13
--------	------------

47 KIRBY JACKSON

CORNERBACK

Ht: 5-10 Wt: 180

College: Mississippi State

NFL Years: 7

How Acquired: FA, '87

1992 Games Played/Started: 15/10

Career Games Played/Started: 70/49

Playoff Games Played/Started: 12/7

Birthdate: 2/2/65

Birthplace: Sturgis, MS

Residence: Starkville, MS



PRO: Took over the starting LCB role when Derrick Burroughs suffered a career-ending neck injury with 13 games remaining in the '89 season and has started most of the games since that time...signed with the Bills as a FA in late November of '87, but was not active for any of the final 5 games...a 5th round pick of the Jets in '87...also spent time with the Rams, playing in 5 games.

1992: Shared starting time with J.D. Williams...started 10 games and was inactive for season finale at Houston (12/27) after pulling a hamstring the week before at New Orleans...finished 3rd in team PDs with 12...led the team in tackles (8) vs. Denver (12/12)...did not play vs. Houston (1/3) in playoffs due to his hamstring.

1991: Was 3rd on team with 4 INTs...started at LCB in the season opener vs. Miami, but then became a backup to Williams in the next 3 games...took over for the injured Williams at Tampa Bay in Week 4 and started every game the remainder of the regular season and in all 3 playoff games...recorded his first career sack at Indianapolis (12/15)...was named AFC Defensive Player of the Week for his 3-tackle, 2 INT, 4 PDs performance against Kansas City in the AFC Divisional playoff game (1/5/92)...also came up with one of the biggest plays in the championship win over Denver when he tackled Steve Sewell, forced a fumble and then scooped the ball away from the Denver RB while both were lying on the ground...gave the Bills new hope in S.B.XXVI when he intercepted a Redskin pass deep in Buffalo territory.

1990: Led the team in INTs (3) in an injury-plagued season that kept him out of 5 games...suffered a hamstring pull against the Browns (11/4)...then injured his knee the following week vs. the Cardinals (11/11)...was inactive the next week vs. the Patriots (11/18) and played only 1 series in the Oilers game (11/26)...was used sparingly against the Eagles (12/2) because of a sore hamstring and then pulled it the next week while making an INT against the the Colts (12/9)...was placed on IR 12/14 and remained on the list until the beginning of the playoffs, where he started all 3 games.

1989: Came in on nickel and dime situations in the season opener in Miami and was then on the inactive list for the next 2 games with a hamstring injury...returned to action in Week 4 against New England, but played as a starter for the injured Burroughs instead of a backup role and special teamer...Made 2 INTs, including one he returned 40 yards for a TD, against Miami (10/29).

1988: Started the season on IR (8/17) with a hamstring injury, but was activated in Week 9 against Green Bay...played the remainder of the season in a reserve role, recording 7 tackles.

1987: Went to training camp with the Jets and was with the club until the final roster cut to 45 when he was waived...signed with the Rams for the replacement

JACKSON, continued

games in late September and then played in 5 games for the club, including 3 starts at CB for its replacement team...scored his first pro TD when he recovered a blocked punt in the end zone against Pittsburgh...waived in mid-November by the Rams and signed with Buffalo 10 days later...spent the last portion of the year on Buffalo's inactive list.

COLLEGE/PERSONAL: Full name—Kirby Jackson...was a 3-year starter at CB at Mississippi State...contributed 196 tackles and 5 INT's for the Bulldogs...attended Sturgis High in Sturgis, MS, before graduating from MSU with a degree in accounting...was a QB and DB in high school...won all-state honors as a senior.

JACKSON'S DEFENSIVE STATS

YEAR	CLUB	G/GS	TT	UT	AT	SACKS	INT	PD	FF	FR
1987	Rams	5/3	14	12	2	0	1	2	0	1*
1988	Buffalo	8/0	7	7	0	0	0	2	0	0
1989	Buffalo	14/13	37	34	3	0	2^	10	0	1
1990	Buffalo	12/11	27	22	5	0	3	12	0	0
1991	Buffalo	16/12	56	51	5	1	4	18	1	0
1992	Buffalo	15/10	48	42	6	0	0	12	0	0
TOTALS		70/49	189	168	21	1	10	56	1	2

*1 INT was returned 40 yds for TD vs. Miami (10/29/89)

^FR was for TD with Rams vs. Pitts.

ADDITIONAL CAREER STATISTICS: *Special Teams Tackles:* 6 TTs Total—1987-2 TTs (1 UT, 1 AT); 1988-4 TTs (1 UT, 3 ATs).

PLAYOFFS

YEAR	GAME	G/GS	TT	UT	AT	SACKS	INT	PD	FF	FR
1988	HOUS	1/0	1	0	1	0	0	0	0	0
1988	@Cinn	1/0	2 UTs on special teams.							
1989	@Clev	1/1	3	2	1	0	0	0	0	0
1990	MIAMI	1/1	3	2	1	0	0	2	0	0
1990	RAIDERS	1/1	6	5	1	1	0	1	0	0
1990	S.B. XXV	1/1	4	2	2	0	0	1	0	0
1991	K. CITY	1/1	3	3	0	0	2	4	0	0
1991	DENVER	1/1	3	3	0	0	0	2	1	1
1991	S.B. XXVI	1/1	5	5	0	0	1	3	0	0
1992	HOUS.DNP-hamstring									
1992	@Pitts.	1/0	0	0	0	0	0	0	0	0
1992	@Miami	1/0	2	2	0	0	0	0	0	0
1992	S.B.XXVII	1/0	0	0	0	0	0	0	0	0
TOTALS		10/7	30	24	6	1	3	13	1	1

20 HENRY JONES

SAFETY

Ht: 5-11 Wt: 198

College: Illinois

NFL Years: 3

How Acquired: D-1, '91

1992 Games Played/Started: 16/16

Career Games Played/Started: 31/16

Playoff Games Played/Started: 7/4

Birthdate: 12/29/67

Birthplace: St. Louis, MO

Residence: Stone Mountain, GA



PRO: One of the premiere strong safeties in the AFC who was selected to the '92 Pro Bowl after his first season as a starter...was the number one choice (26th overall) of the Bills in the 1991 Draft...his playing time was hampered in his rookie season because he missed most of training camp after not signing until 8/30/91.

1992: Made his first season as a starter a memorable one by being selected to the Pro Bowl as the starting SS...named to All-Pro teams by The Sporting News, Associated Press, College and Pro Football Newsweekly and Pro Football Writers Association...also made All-AFC teams named by the Football News, Pro Football Weekly and UPI...his 263 INT return yardage for a single season ranks 5th in NFL history...tied with Minnesota's Audray McMillan for the NFL INT title with 8...was Bills' 2nd leading tackler with 92...had an impressive 1st career start by picking off 2 Jim Everett passes (9/6)...became the first Bill to return 2 INTs for TDs in a single game when he did so vs. Indy (9/20)...picked off his 7th pass at Miami (11/16) and returned it 22 yards to list him 1st in the club's record book for most return yardage off INTs in a single season with 236...came up with a big INT vs. Houston (1/3) in playoffs.

JONES, *continued*

1991: Was activated on 9/7/91 after missing all of training camp in a contract dispute...saw limited action on special teams the first couple of weeks before moving into the nickel slot with an injury to James Williams at Tampa Bay (9/22)...had his best game vs. the Jets (12/1) when he recorded 3 UTs...made his first PD at Miami (11/18)...made 2 special teams tackles in the playoffs, including 1 UT in S.B.XXVI.

COLLEGE/PERSONAL: Full name—Henry Jones...played CB for the University of Illinois and was an All-Big Ten first team selection as a junior and second team as a senior...was a semi-finalist for the Jim Thorpe Award, given to the best DB in the country...allowed only 2 TDs in his last 26 collegiate games...was an All-American Honorable Mention selection by The Sporting News as a junior...earned All-Metro and all-state honors as a senior at University HS in St. Louis...has a degree in psychology.

JONES' DEFENSIVE STATS

YEAR	CLUB	G/GS	TT	UT	AT	SACKS	PRS	INT	PD	FF	FR
1991	Buffalo	15/0	8	8	0	0	0	0	1	0	0
1992	Buffalo	16/16	92	75	17	0	3	*8	16	2	2
TOTALS		31/16	100	83	17	0	3	8	17	2	2

ADDITIONAL CAREER STATISTICS: *Special Teams Tackles:* 13 (1991—6 UTs, 7 ATs, 1 FR).

PLAYOFFS

YEAR	GAME	G/GS	TT	UT	AT	SACKS	PRS	INT	PD	FF	FR
1991	K.C.,Den.,S.B.	3/0	0	0	0	0	0	0	0	0	0
1992	HOUS.	1/1	3	3	0	0	0	1	3	0	0
1992	@Pitts.	1/1	4	3	1	0	0	0	1	0	0
1992	@Miami	1/1	2	1	1	0	0	0	0	0	0
1992	S.B.XXVII	1/1	5	3	2	0	0	0	1	0	0
TOTALS		7/4	14	10	4	0	0	1	5	0	0

ADDITIONAL PLAYOFF STATISTICS: *Special Teams Tackles:* 2 (1 UT, 1 AT).

12 JIM KELLY

QUARTERBACK

Ht: 6-3 Wt: 226

College: Miami (FL)

NFL Years: 8

How Acquired: D-1B,'83

1992 Games Played/Started: 16/16

Career Games Played/Started: 102/102

Playoff Games Played/Started: 11/11

Birthdate: 2/14/60

Birthplace: Pittsburgh, PA

Residence: Orchard Park, NY



PRO: Has made his name synonymous with the "no-huddle" offense and is rated as one of the top NFL QBs each year...originally drafted by the Bills with their second pick in the first round in the 1983 draft, but signed with the USFL and played 2 seasons with the Houston Gamblers before coming to Buffalo just prior to the start of the 1986 season...signed on 8/19/86...was the third of 6 QB's taken in the first round in the '83 NFL draft...the Bills obtained the choice used to select Kelly in a trade with Cleveland for Tom Cousineau in '82...was the 500th player the Bills ever drafted...signed a 6-year contract in 1990.

1992: Put together another stellar season that culminated with S.B.XXVII and his 4th selection to the Pro Bowl, though he did not play due to a knee injury...was named AFC Player of the Week for performances at the 49ers and at New England...was also named the AFC Player of the Month for September...named AFC QB of the Year by the Washington TD Club...also named to the AP All-Pro second team...became only the 2nd Bills QB and 52nd in NFL history to pass for more than 20,000 yards...his 403 passing yards (at San Fran) was his first regular season game to move over the 400-yard mark and the 2nd in club history...threw for 302 yards at the Raiders (10/11) to become the first Bill to pass for 300 yards in 3 consecutive games...was 26 of 33 passing atts. vs. Pitts. (11/8), marking the most accurate day (78.8%) ever by a Buffalo QB (min. 20 atts.)...sprained his right knee in the 2nd quarter of the season finale at Houston and missed the Houston (1/3) and Pitts. (1/9) playoff games...returned for the championship game at Miami (1/17) and again sprained his right knee in the 2nd quarter of S.B.XXVII.

1991: Accumulated such honors as a selection on the All-Pro teams named by

KELLY, continued

AP, PFWA, The Sporting News, NEA and Sports Illustrated's Dr. Z...was also named to Pro Football Weekly's All-NFL team, Ford All-Madden team, UPI All-AFC squad, Pro Football Weekly All-AFC unit, Football News AFC All-Pro team and College and Pro Football Weekly All-Pro second team...was selected by the NFL as the AFC Offensive Player of the Month for September and Player of the Week for Weeks 2 (vs. Pittsburgh) and 15 (at the Raiders)...was selected for his third Pro Bowl...once again directed the Buffalo offense to its number one NFL ranking...was the number one ranked AFC QB with a rating of 97.6 and the NFL in TD passes with 33...set new Bills individual single-season records for completions (474), completion percentage (64.13), yards passing (3,844), TD passes (33) and 300-yard games (6)...also set 4 career single game highs for yards passing (392 vs. Cincinnati), most attempts (52 at the Raiders), most completions (33 at the Raiders) and most TDs (6 vs. Pittsburgh)...broke Joe Ferguson's 1979 team record of four 300-yard passing games in a season with his fifth vs. Cincinnati (10/21).

1990: Climbed into the status of the NFL's elite QBs with a season full of accolades and milestones...was chosen as the Washington Touchdown Club's NFL Player-of-the-Year, the National Quarterback Club's Professional Quarterback-of-the-Year and the winner of the 1990 John Mackey Award as the top rated quarterback (101.2) of the year in addition to being selected to the UPI All-AFC 2nd team and SI's Dr. Z's All-Pro team...made his second trip (first was in '87, but did not play) to the Pro Bowl a memorable one by being voted the game's MVP...posted a 101.3 QB rating for the season (highest in the NFL in '90) and became only the fifth QB to maintain a rating over 100 since the 1973 ratings format was implemented (Stabler-103.7 in '76, Jones-102.6 in '76, Marino-108.9 in '84 and Montana-102.9 in '84, 102.1 in '87 and 112.4 in '89)...moved into second place ahead of Jack Kemp on Bills' all-time career passing completions and yardage lists...gave the Bills a 14-10 halftime lead against the Giants (12/15) before he was forced to leave the game just prior to the intermission with partial tears in both the medial collateral ligament and the cartilage behind the knee...missed the final 2 regular season games (Miami and Washington), but proved his toughness by returning to the starting lineup in the Bills first playoff game (vs. Miami) and led Buffalo to 2 very impressive playoff victories en route to Super Bowl XXV...became the franchise's all-time leading postseason QB along the way by setting new standards in every passing category, except longest completion...eclipsed the AFC title game completion percentage record of 70.8 (17 of 24), held, ironically, by Jim Plunkett of the Raiders against Seattle in '83, by completing 73.9% of his passes (17 of 23) against the Silver and Black (1/20/91).

1989: Highlighted the season with one of the most dramatic comebacks in Bills' history by diving into the end zone for the winning TD on the final play of the season opener at Miami to give Buffalo a 27-24 victory...was rated third in the AFC (6th in NFL) in passing with an 86.2 mark (behind Cincinnati's Esiason and Houston's Moon)...threw 5 TD passes in Houston game to tie a Bills' record and tie Esiason for most in one game in the AFC in '89...was named AFC Player-of-the-Week in Weeks 1 and 3, marking the second time in his NFL career that he was recognized with the honor twice in 1 season...was also selected as the AFC Player-of-the-Month for September...suffered a separated left shoulder in Week 5 at Indianapolis when Colts' DE Jon Hand landed on him as he threw a TD pass...missed the next 3 games (Rams' game was the first NFL game of his career that he did not play in) before returning in the Atlanta game to record his best completion percentage (77.3) of his career...had most yards per attempt in AFC with 8.01...his 25-yard pass to Ronnie Harmon in Jets game (12/23) was 500th TD pass in club history...broke several Bills' playoff records at Cleveland...his 4 TD passes against the Browns tied him with 10 others for the NFL playoff record and set a new Bills' mark...the 72-yard TD strike to Andre Reed was the second longest in Bills' history...his 405 yards passing was the most for a single game in his career (also a Bills' playoff record)...28 completions vs. Cleveland set a club playoff record.

1988: His 269 completions during the regular season ranked third best in club history...rallied Buffalo from a 17-0 deficit in first half to a 34-23 win over the Colts in Week 6 with a 315-yard and 3 TD effort...suffered a right shoulder injury late in the season that caused him to miss the Pro Bowl, but was selected as an alternate.

1987: Was selected to play in his first Pro Bowl...twice named the AFC Offensive Player-of-the-Week (Week 2 vs. Houston, Week 7 @ Miami)...had a streak of 141 passes without an INT late in the year before New England's Fred Marion ended it with a theft in the 4th quarter at Buffalo in December...also had TD passes in 18 straight Bills games before that ended against the Patriots.

1986: Completed a Bills' record 285 passes (breaking Joe Ferguson's mark of 281 in 1983) in 480 attempts...missed most of the club's training camp after signing in mid-August...played in just 1 preseason game vs. Bears before making initial NFL

KELLY, continued

start against Jets in opener...his 3,593 yds. was second best in Buffalo history...had a string of 104 passes without an INT.

1984-85: Record-setting member of the Houston Gamblers...completed 713 of 1,154 passes (63.3%) for 9,842 yds....tossed 83 TD's with 45 INT's...also rushed 113 times for 663 yards and 6 TD's...was sacked 110 times for 697 yds. lost...had 16 300-yard games and went over 400 yards 3 times...his best effort was against the LA Express in the '85 season opener when he was 35 of 54 for 574 yards and 5 TD's...the Gamblers were 22-10 in games Kelly started in the regular season and he failed to throw at least 1 TD pass in just 1 game...was the USFL's MVP in '84 when he set a record 5,219 passing yards and 44 TD's...twice named All-USFL.

COLLEGE/PERSONAL: Full name—James Edward Kelly...a standout at the University of Miami where he helped lead a resurgence in Hurricane football fortunes...helped the 'Canes to a Peach Bowl berth in 1980 and finished his career with 406 completions in 646 attempts (62.8%) for 5,233 yards...had 32 TD's...set several school records that were later broken by 2 of his UM teammates—Bernie Kosar and Vinny Testaverde...missed much of his senior year with a shoulder separation which he suffered vs. Virginia Tech in the third week of the season...was a Heisman Trophy candidate that year after a superb junior year in which he completed 168 of 286 passes for 2,403 yards and 14 TD's in leading UM to a 9-2 record...was the 10th rated passer in the NCAA as a junior and was chosen as the ABC-TV/Chevrolet Offensive Player-of-the-Game 3 times that season...one of those times came in Miami's 17-14 victory over Penn State, which ranked the 'Canes first in the country...played for coach Howard Schnellenberger, but was recruited to the school by former Bills' head coach Lou Saban...Earl Morrall was one of the QB coaches during part of his Miami career...was inducted into the University of Miami Hall of Fame in 1992...was a prep standout at East Brady (PA) HS where he won all-state honors after passing for 3,915 yards and 44 TD's in his career...played in the Big 33 game following his senior year...also starred on defense and was heavily recruited as a LB by Penn St. Coach Joe Paterno...helped East Brady to the basketball state semifinals as a senior and averaged 23 points and 20 rebounds...scored over 1,000 pts. in his career and had 6 30-point games...is a former national semifinalist in the Punt, Pass and Kick competition (10-year old)...holds a degree in business management...one of his brothers, Pat, played with the Colts, Lions and Birmingham in the WFL while 3 other brothers also played collegiately...has a radio show locally and is also the host of the "Jim Kelly" television show...has made appearances on the David Letterman Show, Oprah Winfrey Show, Arsenio Hall Show and General Hospital in the past...was honored as the Leukemia Society Man of the Year in 1991...started his own celebrity golf tournament in the Buffalo area in 1987 to benefit local charities and raised over \$150,000 last year at the event...his Jim Kelly End Zone Club was also founded in 1987 to benefit local charities...served as the Bills' spokesman in the 1989 United Way television spot...his "Kelly for Kids Foundation" has raised more than half a million dollars for Western New York charities since 1986...the proceeds from his "Kelly's Heroes" poster went to Western New York United Against Drugs and Alcohol Abuse...released his autobiography Armed and Dangerous in 1992...was the 1993 Muscular Dystrophy Association Humanitarian Award winner...is the honorary spokesman for the education component of the World University Games in Buffalo in '93.

KELLY'S PASSING STATS

YEAR	G/GS	ATT	COMP	YDS	PCT	TD	INT	I.G	SACKS
1986	16/16	480	285	3593	59.4	22	17	84t	43-330
1987	12/12	419	250	2798	59.7	19	11	47	27-239
1988	16/16	452	269	3380	59.5	15	17	66t	30-229
1989	13/13	391	228	3130	58.3	25	18	78t	30-216
1990	14/14	346	219	2829	63.3	24	9	71t	20-158
1991	15/15	474	304	3844	64.1	33	17	77t	31-227
1992	16/16	462	269	3457	58.2	23	19	65t	20-145
TOTALS	102/102	3,024	1,824	23,031	60.3	161	108	84t	201-1,544

KELLY'S RUSHING STATS

YEAR	ATT	YDS	AVG	I.G	TD
1986	41	199	4.9	20	0
1987	29	133	4.6	24	0
1988	35	154	4.4	20	0
1989	29	137	4.7	19	2
1990	13	72	5.5	16	0
1991	20	45	2.3	12	1
1992	31	53	1.7	10	1
TOTALS	198	793	4.0	24	4

VETERAN PLAYERS



KELLY, *continued*

ADDITIONAL CAREER STATISTICS: Caught one pass for 35 yds. from Robb Riddick vs. Denver. 11/8/87; caught 1 pass for 5 yards in 1988.

PLAYOFFS

YEAR	GAME	G/GS	ATT	COMP	YDS	PCT	TD	INT	LG	SACKS
1988	HOUS	1/1	33	19	244	57.6	0	1	5	1-7
1988	@ Cinn	1/1	30	14	163	46.7	1	3	26	3-27
1989	@ Clev	1/1	54	28	405	51.9	4	2	72t	1-1
1990	MIAMI	1/1	29	19	339	65.5	3	1	44	0-0
1990	RAIDERS	1/1	23	17	300	73.9	2	1	4	0-0
1990	SB XXV	1/1	30	18	212	60.0	0	0	61	1-7
1991	K.CITY	1/1	35	23	273	65.7	3	3	53t	1-5
1991	DENVER	1/1	25	13	117	52.0	0	2	25	1-8
1991	S.B.XXVI	1/1	58	28	275	48.2	2	4	43	5-46
1992	HOUS.	Inactive								
1992	@Pitts.	Inactive								
1992	@Miami	1/1	24	17	177	70.8	1	2	30	1-1
1992	S.B.XXVII	1/1	7	4	82	57.2	0	2	40	2-10
TOTALS		11/11	348	200	2,587	57.5	16	21	72t	10-112

KELLY'S SINGLE GAME HIGHS

MOST PASSING ATTEMPTS—52 at Raiders, 12/8/91; 48 vs. Miami, 10/4/92; 45 at Raiders, 10/11/92; 44 at New England, 11/24/91; 44 vs. Denver, 9/18/89.

MOST COMPLETIONS—33 at Raiders, 12/8/91; 31 vs. pitts., 9/8/91; 29 vs. Miami, 9/1/91; 29 at Miami, 10/25/87; 29 at Tampa Bay, 11/2/86.

MOST YARDS PASSING—403 at San Fran., 9/13/92; 392 vs. Cinn., 10/21/91; 381 vs. Miami, 9/1/91; 363 vs. Pitts, 9/8/91; 363 at Houston, 9/24/89.

MOST TD PASSES—6 vs. Pitts., 9/8/91; 5 vs. Cinn., 10/21/91; 5 at Houston, 9/24/89; 4 vs. Phoenix, 11/11/90; 4 vs. Jets, 10/21/90.

HIGHEST COMPLETION PERCENTAGE—81.8 at Ind., 12/15/91; 78.8 vs. Pitts., 11/8/92; 77.3 at Atlanta, 11/5/89; 75.7 vs. Ind., 9/9/90; 75.0 at New England, 9/27/92.

LONGEST PASS PLAYS—84t to Chris Burkett at Cinn., 9/14/86; 78t to Andre Reed at Hous., 9/24/89; 77t to James Lofton vs. Chicago, 9/29/91; 75t to Chris Burkett vs. Cleveland, 12/7/86; 74t to Thurman Thomas vs. New Eng., 10/1/89; 74t to James Lofton vs. Cinn., 10/21/91.

MOST RUSHING ATTEMPTS—7 at San Fran., 9/13/92; 6 vs. Denver, 11/8/87; 6 vs. Cleveland, 12/7/86; 5 at Tampa Bay, 11/2/86; 5 vs. Minn., 9/4/88; 4 eight times.

MOST RUSHING YARDS—42 at Cleveland, 11/15/87; 42 at Tampa Bay, 11/2/86; 30 at Jets, 10/5/86; 29 vs. New Eng., 10/26/86.

LONGEST RUN—24 at Cleveland, 11/15/87; 20 at Tampa Bay, 11/2/86; 20 vs. Miami, 9/11/88; 19 vs. New Eng., 12/20/87; 18 at Jets, 10/5/86; 18 vs. Miami, 11/16/86; 17 vs. Jets, 11/20/88.

MOST SACKS—6 at K. City, 10/7/91; 6 at New Eng., 11/23/86; 6 at Hous., 12/21/86; 6 at Chicago, 10/2/88; 5 four times.

KELLY COMEBACKS

The Bills made the following comebacks (all inside 2 mins.) with Jim Kelly at QB:

DATE	BILLS VICTORY	WINNING PLAY	TIME LEFT
9/30/87	34-30 over Houston	Kelly 10-yd pass to Harmon	0:57
10/25/87	34-31 over Miami	Norwood 27-yd FG	10:52 in OT
9/18/88	16-14 over New Eng.	Norwood 41-yd FG	0:11
10/23/88	23-20 over New Eng.	Norwood 33-yd FG	0:13
11/20/88	9-6 over Jets	Norwood 30-yd FG	10:13 in OT
9/10/89	27-24 over Miami	Kelly 2-yd run	0:00
9/24/89	47-41 over Houston	Kelly 28-yd pass to Reed	6:18 in OT
10/21/90	30-27 over Jets	Kelly 14-yd pass to Mueller	0:19
12/8/91	30-27 over Raiders	Norwood 42-yd FG	4:42 in OT
10/26/92	26-20 over Jets	Kelly 12-yd pass to Thomas	0:51

VETERAN PLAYERS



KELLY, continued

1992 GAME-BY-GAME PASSING

DATE	OPPONENT	ATT	COMP	YDS	PCT	TD	INT	LG	SACKS
Sept. 6	RAMS	19	13	106	68.4	2	1	17	1-0
Sept. 13	at San Francisco	33	22	403	66.7	3	1	53t	3-22
Sept. 20	INDIANAPOLIS	27	17	211	63/0	2	0	27	0-0
Sept. 27	@New England	20	15	308	75.0	3	0	51	0-0
Oct. 4	MIAMI	48	25	306	52.1	1	4	28	1-10
Oct. 11	@Raiders	45	26	302	57.8	0	1	53	5-44
Oct. 26	@Jets	29	15	226	51.7	2	1	37	2-18
Nov. 1	NEW ENGLAND	33	22	205	66.7	2	2	24	2-6
Nov. 8	PITTSBURGH	33	26	290	78.8	3	0	45	1-6
Nov. 16	@Miami	32	19	212	59.4	0	0	26	0-0
Nov. 22	ATLANTA	15	7	93	46.7	2	1	22	0-0
Nov. 29	@Indianapolis	33	11	184	33.3	1	2	65t	1-8
Dec. 6	JETS	35	20	216	57.1	1	2	26	1-12
Dec. 12	DENVER	23	13	213	56.5	1	2	64t	1-3
Dec. 20	@New Orleans	28	13	135	46.4	0	1	23	1-9
Dec. 27	@Houston	9	5	47	55.6	0	1	14	1-7
TOTALS		462	269	3457	58.2	23	19	65t	20-145

1991 GAME-BY-GAME PASSING

DATE	OPPONENT	ATT	COMP	YDS	PCT	TD	INT	LG	SACKS
Sept. 1	MIAMI	39	29	381	74.4	2	1	54t	0-0
Sept. 8	PITTSBURGH	43	31	363	72.1	6	2	53	2-20
Sept. 15	at Jets	37	27	275	73.0	2	1	26	4-35
Sept. 22	at Tampa Bay	35	20	322	57.1	1	1	40	2-21
Sept. 29	CHICAGO	29	19	303	65.5	3	0	77t	3-23
Oct. 7	at Kansas City	23	17	189	73.9	0	0	28	6-43
Oct. 13	INDIANAPOLIS	5	3	44	60.0	0	0	26	0-0
Oct. 21	CINCINNATI	27	18	392	66.7	5	3	74t	0-0
Nov. 3	NEW ENGLAND	28	14	237	50.0	1	2	55	1-2
Nov. 10	at Green Bay	35	17	232	48.6	2	0	29	2-9
Nov. 18	at Miami	28	20	185	71.4	3	0	23	2-14
Nov. 24	at New England	44	26	204	59.1	1	4	14	4-36
Dec. 1	JETS	38	21	251	55.3	2	2	54	1-0
Dec. 8	at Raiders	52	33	347	63.5	2	1	31	3-17
Dec. 15	at Indianapolis	11	9	119	81.8	3	0	26	1-7
Dec. 22	DETROIT	INACTIVE							
TOTALS		474	304	3,844	64.1	33	17	77t	31-227

1990 GAME-BY-GAME PASSING

DATE	OPPONENT	ATT	COMP	YDS	PCT	TD	INT	LG	SACKS
Sept. 9	INDIANAPOLIS	37	28	283	75.7	1	0	25	0-0
Sept. 16	at Miami	23	14	140	60.8	0	1	22	2-13
Sept. 24	at Jets	26	16	174	61.5	2	1	43	2-15
Sept. 30	DENVER	34	18	167	52.9	0	1	21	4-34
Oct. 7	RAIDERS	21	13	182	61.9	3	2	42t	0-0
Oct. 14	BYE								
Oct. 21	JETS	32	19	297	59.3	4	1	60t	2-21
Oct. 28	at New England	20	14	208	70.0	1	0	52	2-16
Nov. 4	at Cleveland	19	14	200	73.6	1	0	43	1-8
Nov. 11	PHOENIX	16	11	165	68.7	4	1	49	2-16
Nov. 18	NEW ENGLAND	15	5	79	33.3	0	0	31	1-11
Nov. 26	at Houston	34	23	224	67.6	2	1	39	2-14
Dec. 2	PHILADELPHIA	32	19	334	55.8	3	1	71	0-0
Dec. 9	at Indianapolis	26	18	261	69.2	2	0	63	2-14
Dec. 15	at Giants	11	7	115	63.6	1	0	48	0-0
Dec. 23	MIAMI	DNP-knee							
Dec. 30	at Washington	DNP-knee							
TOTALS		346	219	2829	63.3	24	9	71	20-158

1989 GAME-BY-GAME PASSING

DATE	OPPONENT	ATT	COMP	YDS	PCT	TD	INT	LG	SACKS
Sept. 10	at Miami	40	25	265	62.5	1	0	26t	4-39
Sept. 18	DENVER	44	26	298	59.1	1	3	23	3-21
Sept. 24	at Houston	29	17	363	58.6	5	1	78t	3-26
Oct. 1	NEW ENGLAND	17	12	278	71.0	3	0	74t	3-22
Oct. 8	at Indianapolis	32	20	216	62.5	1	3	26	3-31

VETERAN PLAYERS



KELLY, *continued*

1989, CONTINUED

Oct. 16	RAMS	DNP-shoulder								
Oct. 22	JETS	DNP-shoulder								
Oct. 29	MIAMI	DNP-shoulder								
Nov. 5	at Atlanta		22	17	231	77.3	2	1	52	3-18
Nov. 12	INDIANAPOLIS		30	14	172	47.0	3	0	32t	2-11
Nov. 19	at New England		41	21	356	52.0	1	2	48	3-16
Nov. 26	CINCINNATI		15	10	123	66.7	3	0	42t	1-6
Dec. 4	at Seattle		23	10	144	43.5	1	1	61t	1-9
Dec. 10	New Orleans		35	17	211	49.0	2	3	42t	2-7
Dec. 17	at San Francisco		42	26	265	61.9	0	3	37	2-10
Dec. 23	at Jets		21	13	208	61.9	2	1	31	0-0
TOTALS			391	228	3130	58.3	25	18	78t	30-216

1988 GAME-BY-GAME PASSING

DATE	OPPONENT	ATT	COMP	YDS	PCT	TD	INT	LG	SACKS
Sept. 4	MINNESOTA	31	17	204	54.8	0	1	30	1-8
Sept. 11	MIAMI	24	15	231	62.5	0	1	34	3-16
Sept. 18	at New England	33	21	170	63.6	1	2	22	3-21
Sept. 25	PITTSBURGH	32	20	288	62.5	1	1	36	1-6
Oct. 2	at Chicago	37	20	273	54.1	0	1	33	6-56
Oct. 9	INDIANAPOLIS	39	21	315	53.9	3	1	58	0-0
Oct. 17	at Jets	27	16	302	59.3	3	1	66t	1-10
Oct. 23	NEW ENGLAND	18	12	165	66.7	1	1	49	2-16
Oct. 30	GREEN BAY	14	10	80	71.4	1	2	21	3-14
Nov. 6	at Seattle	25	16	180	64.0	0	1	26	1-12
Nov. 14	at Miami	26	18	211	69.2	1	0	28	0-0
Nov. 20	JETS	18	8	115	44.5	0	1	35	2-8
Nov. 27	at Cincinnati	35	24	265	68.6	1	2	34	2-22
Dec. 4	at Tampa Bay	40	23	249	57.5	0	2	26	2-15
Dec. 11	RAIDERS	24	11	128	45.8	1	0	17	2-16
Dec. 18	at Indianapolis	29	17	204	58.6	2	0	26	1-9
TOTALS		452	269	3380	59.5	15	17	66t	30-229

1987 GAME-BY-GAME PASSING

DATE	OPPONENT	ATT	COMP	YDS	PCT	TD	INT	LG	SACKS
Sept. 13	JETS	42	25	305	59.5	3	1	26t	2-13
Sept. 20	HOUSTON	43	26	293	60.5	3	2	47	5-45
Oct. 25	at Miami	39	29	359	74.4	2	0	34	3-29
Nov. 1	WASHINGTON	43	25	292	58.1	1	3	42	3-33
Nov. 8	DENVER	23	14	135	60.8	1	1	22	0-0
Nov. 15	at Cleveland	35	22	222	62.8	2	0	37	3-16
Nov. 22	at Jets	33	21	214	63.3	1	1	39	2-10
Nov. 29	MIAMI	21	15	217	71.4	2	0	40	0-0
Dec. 6	at Raiders	36	22	315	61.1	1	0	38	2-12
Dec. 13	at Indianapolis	34	18	167	53.0	2	0	28	0-0
Dec. 20	NEW ENGLAND	31	13	125	41.9	0	1	20	5-61
Dec. 27	at Philadelphia	39	20	154	51.3	1	2	22	2-20
TOTALS		419	250	2798	59.7	19	11	47	27-239

1986 GAME-BY-GAME PASSING

DATE	OPPONENT	ATT	COMP	YDS	PCT	TD	INT	LG	SACKS
Sept. 7	JETS	33	20	292	60.6	3	0	55t	1-3
Sept. 14	at Cincinnati	22	13	228	58.5	1	2	84t	2-21
Sept. 21	ST. LOUIS	10	6	105	60.0	0	0	51	4-23
Sept. 28	KANSAS CITY	38	24	291	62.4	1	3	25	2-21
Oct. 5	at Jets	35	18	211	51.4	1	1	40t	3-17
Oct. 12	at Miami	28	20	218	71.4	1	2	20	2-21
Oct. 19	INDIANAPOLIS	31	20	252	64.5	2	2	57	1-9
Oct. 26	NEW ENGLAND	26	13	166	50.0	0	2	32	5-34
Nov. 2	at Tampa Bay	39	29	342	74.4	3	0	47	1-18
Nov. 9	PITTSBURGH	22	11	95	50.0	1	0	17	4-19
Nov. 16	MIAMI	33	17	189	51.5	2	0	30	1-8
Nov. 23	at New England	32	22	250	68.8	1	2	31t	6-58
Nov. 30	at Kansas City	34	17	190	50.0	2	1	39	2-18
Dec. 7	CELVELAND	39	20	315	51.3	2	0	75t	2-7
Dec. 14	at Indianapolis	19	11	188	57.9	1	1	70	1-10
Dec. 21	at Houston	39	24	261	61.5	1	1	38	6-43
TOTALS		480	285	3593	59.4	22	17	84t	43-330

38 MARK KELSO**FREE SAFETY**

Ht: 5-11 Wt: 186

College: William & Mary

NFL Experience: 8

How Acquired: FA, '86

1992 Games Played/Started: 16/16

Career Games Played/Started: 85/81

Playoff Games Played/Started: 13/13

Birthdate: 7/23/63

Birthplace: Pittsburgh, PA

Residence: East Aurora, NY



PRO: Joined the Bills as a FA in the winter of 1986 and won a berth on the roster with a strong training camp...originally drafted in the 10th round of the 1985 draft by the Eagles and remained until the club reduced its roster to 50...Was the leading interceptor for the Bills (1987-89) and is the leading pick-off artist in Buffalo playoff history with 4...has picked off 2 passes in a game 4 times...ranks 3rd on Buffalo's all-time interceptors list with 30 entering the '93 season...became the first player in the NFL to wear ProCap, a lightweight polyurethane pad that fits over the helmet in order to prevent concussions.

1992: Tied for 3rd place in the NFL in INTs with 7...intercepted 3 passes vs. Denver (12/12), tying him for a club record which had been set 7 previous times...moved ahead of Charles Romes into 3rd place on Bills' all-time INT list with 30...started at FS in all 4 playoff games.

1991: Made a FR which led to winning points vs. Miami (9/1)...came back in next Miami encounter (11/18) and stripped WR Tony Martin of the ball to allow the offense to run out the clock...made a FR to end the Jets' last scoring opportunity (12/1)...picked off a Jay Schroeder pass in OT against the Raiders that led to Norwood's winning FG.

1990: Missed 10 games when he dislocated and broke a bone in his left ankle making an INT to seal a Bills win vs. the Raiders (10/7)...was taken off IR 12/4 and then dressed, but did not play against the Giants (12/15) and Dolphins (12/23)...made 1 INT in the playoffs against Miami (1/12) and the Raiders (1/20)...was one of 3 finalists for the Travelers NFL Man of the Year Award and the NFLPA's Byron "Whizzer" White Humanitarian Award...was also honored as one of 8 winners of the Buffalo News Citizen of the Year Award for 1991...continued with his contributions to Roswell Park Cancer Institute.

1989: Led the team in INTs for the 3rd consecutive year with 6, which tied for 4th in the NFL...had a great day in win over the Oilers by returning a blocked FG 76 yards for a TD on the final play of the first half...suffered 2 concussions during the season before utilizing the ProCap helmet for the first time...teamed up with Bills' LB Scott Radevic to donate over \$20,000 to Roswell Park Cancer Institute for INTs, FR and tackles made during the season.

1988: Was named to the AP HM All-Pro team and Sports Illustrated's first team All-Pro...7 INTs tied for 2nd in AFC with 3 others...made the 5th longest scoring return in Bills' history when he picked off Green Bay's Don Majkowski's pass and carried it back 78 yards. for the score...won AFC Defensive Player-of-the-Week honors for his play against Pitts...missed parts of a couple of games with concussions...teammates voted him the winner of the Patrick J. McGroder, Jr. Award as the most inspirational member of the Bills in 1988...helped raise over \$40,000 for Roswell Park Cancer Institute, Buffalo's nationally-known cancer research and treatment center.

1987: Tied for AFC INT lead with 6 (with Indianapolis' Mike Pryor and Houston's Keith Bostic) in his 1st season as a starter at FS...had his 1st pro INT vs. the Jets...scored his first pro TD when he picked up a Kevin Mack fumble and ran 56 yds. for a score at Cleveland (11/15).

1986: Played in just 3 games before suffering an injured left knee in Week 3 against St. Louis...was placed on IR and remained there the rest of the year...had been primarily a special teams player and was credited with 1 tackle as a safety and 5 more on special teams.

COLLEGE/PERSONAL: Full name—Mark Allen Kelso...started for 4 years at William & Mary...set a school record of 20 INTs...HM All-America as a senior and also 1st team Academic All-America that year after winning 2nd team honors as a junior...voted top defensive player in Virginia from 1982-84...had over 100 tackles each year with the exception of his senior year when he missed 4 games with a knee injury...was a high school standout at North Hills High in Pittsburgh...had a 3.5 grade point avg. and won an NCAA postgraduate scholarship...holds a degree in business management...is very active in Buffalo charities, most notable is his work with Roswell Park Cancer Institute Goals for Youth and Athletes in Action...has helped raise over \$400,000 for Roswell through 3 programs...was one of 5 finalists for the NFL's Man of the Year Award...was Buffalo's 1991 recipient of the Ed Block Courage Award after his hard fight back from a dislocated and fractured ankle during the '90 season...Mark and his wife, Robin,

KELSO, continued

have a daughter, Chelsey (12/27/88) and 2 sons, Jesse David (7/31/91) and Cody (3/31/93).

KELSO'S DEFENSIVE STATS

YEAR	CLUB	G/GS	TT	UT	AT	SACKS	INT	PD	FF	FR
1986	Buffalo	3/0	1	0	1	0	0	—	0	0
1987	Buffalo	12/12	69	42	27	0	6	—	0	2
1988	Buffalo	16/16	72	48	24	0	7*	—	1	0
1989	Buffalo	16/16	53	43	10	0	6	—	0	2
1990	Buffalo	6/5	19	10	9	0	2	3	0	0
1991	Buffalo	16/16	70	58	12	0	2	12	1	3
1992	Buffalo	16/16	37	24	13	0	7	10	0	0
TOTALS		85/81	321	225	96	0	30	—	2	7

*Returned 1 INT for a 78-yard TD vs. Green Bay

ADDITIONAL CAREER STATISTICS: Special Teams Tackles: 1986—5.

PLAYOFFS

YEAR	GAME	G/GS	TT	UT	AT	SACKS	INT	PD	FF	FR
1988	HOUSTON	1/1	3	2	1	0	1	1	0	0
1988	@Cincinnati	1/1	3	2	1	0	1	2	0	0
1989	@Cleveland	1/1	5	2	3	0	0	0	0	1
1990	MIAMI	1/1	4	1	3	0	1	2	0	0
1990	RAIDERS	1/1	1	1	0	0	1	1	0	0
1990	S.B.XXV	1/1	5	3	2	0	0	0	0	0
1991	K.CITY	1/1	3	2	1	0	0	1	0	0
1991	DENVER	1/1	3	3	0	0	0	1	0	0
1991	S.B.XXVI	1/1	7	6	1	0	0	0	0	0
1992	HOUSTON	1/1	6	5	1	0	0	0	0	0
1992	@Pittsburgh	1/1	3	3	0	0	0	0	0	0
1992	@Miami	1/1	3	3	0	0	0	0	0	0
1992	S.B.XXVII	1/1	6	3	3	0	0	0	0	0
TOTALS		13/13	52	36	16	0	4	8	0	1

81 BRAD LAMB

WIDE RECEIVER

Ht: 5-10 Wt: 177

College: Anderson University

NFL Experience: 2

How Acquired: D-8, '91

1992 Games Played/Started: 7/0

Career Games Played/Started: 7/0

Playoff Games Played/Started: 4/0

Birthdate: 10/7/67

Birthplace: Springboro, OH

Residence: Hamburg, NY



PRO: Gives the Bills good speed at the WR position and excelled at returning KOs...almost a carbon copy of Bills' WR Don Beebe with outstanding speed and jumping ability in a compact body and was a standout at a small college.

1992: Played in 7 games and was utilized as a KO return man and an extra WR in passing situations...recorded a 31-yard KO return in his NFL debut vs. the Rams (9/6)...first career reception came vs. Colts (9/20) and was good for 18 yards...53-yarder at Raiders (10/11) is career long...was placed on IR 10/28 with a pulled abdominal muscle...was activated 1/3/93 for the playoffs.

1991: Played well in the preseason and caught 3 passes for 85 yards...scored on a 55-yard aerial from Gale Gilbert on the final play in the preseason encounter with Chicago...was placed on IR 8/27 with an injured back.

COLLEGE/PERSONAL: Full name—Bradley Lamb...caught 165 passes for 3,207 yards with 36 TDs and a long of 80t in his career at Anderson University...started his senior season with 9 catches for 272 yards and 4 TDs...final season was cut short when he broke his fibula...earned second team NAIA Division II honors as a junior...lettered 4 years in track and claimed NAIA Division II All-America accolades...finished 6th in the NAIA Nationals in the long jump (24-0 3/4)...was all-state honorable mention in football at Springboro (OH) HS and finished second in the long jump, fourth in the 100 meters and fifth in the 200 meters at the state finals...was a Christian education major...wife's name—Angela.

LAMB'S RECEIVING STATS

YEAR	CLUB	G/GS	REC	YARDS	AVG	LG	TD
1992	Buffalo	7/0	7	139	19.9	53	0
TOTALS		7/0	7	139	19.9	53	0

LAMB, continued

LAMB'S KICKOFF STATS

TOTALS	ATT	YARDS	AVG	LG	TD
	5	97	19.4	31	0

63 ADAM LINGNER

CENTER

Ht: 6-4 Wt: 268

College: Illinois

NFL Experience: 11

How Acquired: FA-'89

(Plan B from Kansas City)

1992 Games Played/Started: 16/0

Career Games Played/Started: 152/1

Playoff Games Played/Started: 11/0

Birthdate: 11/2/60

Birthplace: Indianapolis, IN

Residence: Orchard Park, NY



PRO: An excellent long-snapper who has proven he is nearly flawless, even in the tough and tricky Buffalo weather...was re-signed by the Bills 3/25/89 through the Plan B program...had been waived 8/21/88 and was immediately claimed by Kansas City, playing all 16 games for the Chiefs in '88...originally selected in the 9th round (231st choice) by the Chiefs in the '83 draft...spent 3 years with the Chiefs and part of a 4th when waived by K.C....briefly joined New England (active for 1 game but did not play) before being waived...signed as a FA with Denver (5/87) and was waived near the end of the preseason.

1992: Again handled all long snapping chores without a mishap, including the 4 playoff games...also made 4 special teams tackles on punts (2 UT and 2 AT)...made 1 of the ST tackles at the Raiders (10/11) and notched one of the solos vs. New England (11/1).

1991: Continued to handle all of the long snapping duties on punts, FGs and PATs without a bad snap...made 1 AT on a punt at Tampa Bay (9/22) and vs. New England (11/3) with 1 UT on a punt return vs. Detroit (12/22).

1990: Had another error-less season of snapping in FG and punt situations, including the playoffs when he snapped perfectly despite two badly swollen fingers on his snapping hand from a hyperextension injury.

1989: Was a picture of consistency again in '89...had only one bad snap all season and that came in the snow and ice at Rich Stadium against New Orleans (12/10).

1988: Was waived by the Bills late in the preseason and signed with his original team, the Chiefs...played in all 16 games as K.C.'s long snapper.

1987: Joined the Bills as a FA in late August and ended up appearing in all 12 games and was the regular snapper on all kicks in those games...did not have a bad snap all year...also starred on some special teams units and contributed 5 tackles...his recovery of a Scott Schwede's fumble on a punt return helped set up a tying TD in a comeback win over Miami.

1986: Played in all 12 games for the Chiefs before being waived 11/24...handled all the club's long snapping in those games...signed with New England as a FA and was active for 1 game (New Orleans), but did not play.

1985: Appeared in all 16 games as a reserve center and long snapper...did see extensive duty in games against Miami and Houston when center Bob Rush was sidelined with injuries...had 11 kicking team tackles.

1984: Played in all 16 games and did all long snapping...played almost 3 quarters of the Seattle game in Week 15 when Rush was out with an injury...his snapping ability played a role in helping punter Jim Arnold to lead the AFC in his specialty...made 8 tackles on special teams.

1983: Made appearances in all 16 games as a rookie...saw extensive action in final 4 weeks of the season while filling in for Rush, who was out with an ankle problem...made his only NFL start in Week 15 vs. San Diego...had 8 kicking team tackles...was the Chief's lowest-round draft choice to make the team.

COLLEGE/PERSONAL: Full name—Adam James Lingner...had his own radio show on the Bills flagship station, WGR-AM, in 1990...has started a modeling career outside of football that includes shots in Sears Big and Tall catalog...won 4 letters as a center and deep snapper at the University of Illinois...was a reserve his first 3 seasons before taking over as the starter as a senior...the Illini won a Liberty Bowl berth his final season, but lost to Alabama in the late Bear Bryant's final game as a head coach...attended Alleman HS in Rock Island, IL, and lettered in 3 sports...studied community health at Illinois...Adam and his wife, Marcy, have 2 daughters, Amanda and Dayna.

LINGNER'S NFL RECORD

YEAR	CLUB	G/GS
1983	Kansas City	16/1
1984	Kansas City	16/0
1985	Kansas City	16/0
1986	Kansas City	12/0

LINGNER, *continued*

1987	Buffalo	12/0
1988	Kansas City	16/0
1989	Buffalo	16/0
1990	Buffalo	16/0
1991	Buffalo	16/0
1992	Buffalo	16/0
TOTALS		152/T

ADDITIONAL CAREER STATISTICS: 1 FR, 1987; *Special Teams Tackles*—Total: 15 TTs (6 UTs, 9 ATs)—1989 (4 TTs, 2 UT's, 2 AT's on punts); 1990 (4 TTs, 1 UT, 3 ATs on punts); 1991 (3 TTs, 1 UT, 2 ATs on punts); 1992 (4 TTs, 2 UTs, 2 ATs on punts).

PLAYOFFS

TOTALS	G/GS-11/0
---------------	------------------

ADDITIONAL CAREER STATISTICS: *Special Teams Tackles*—Total: 1 (1 AT on a punt vs. Raiders, 1990).

73 MIKE LODISH

DEFENSIVE END

Ht: 6-3 Wt: 280
 College: UCLA
 NFL Experience: 4
 How Acquired: D-10, '90
 1992 Games Played/Started: 16/0
 Career Games Played/Started: 44/6
 Playoff Games Played/Started: 10/0
 Birthdate: 8/11/67
 Birthplace: Detroit, MI
 Residence: Los Angeles, CA



PRO: Has proven to be a very capable reserve NT...poses problems for opponents with his enthusiasm and "never-say-die" attitude.

1992: Scored his first NFL TD when he scooped up a Hugh Millen fumble and rambled 18 yards for the score at New England (9/27)...also recorded half a sack at New Orleans (12/20).

1991: Saw much more playing time and showed his versatility by drawing 6 starts when DE Bruce Smith and NT Jeff Wright were out of the starting lineup with injuries...made his first NFL start for Smith vs. Miami (9/1)...jumped over to the starting NT slot the following week vs. Pittsburgh in place of Wright...recorded his 3rd career sack and first FF when he hit Jet QB Ken O'Brien (9/15)...was the starting NT against Tampa Bay (9/22), Chicago (9/29), Kansas City (10/7), Indianapolis (10/13) and Cincinnati (10/21)...played in all 3 playoff games and recorded 2 solos in S.B.XXVI.

1990: Made the most of his limited playing time in a backup role by recording 6 solo tackles and 2 sacks...first sack was against Randall Cunningham and the Eagles (12/2)...second sack was against Miami's Dan Marino (12/23)...played in all 3 playoff games and recorded 2 solo tackles in S.B.XXV.

COLLEGE/PERSONAL: Full name—Michael Timothy Lodish...an intense, hard-working player who was a candidate for the Outland Trophy and Lombardi Award in his senior year...possesses great strength and owns several UCLA weightlifting records, including the mark for squats where he did over 650 pounds (8 reps at 520 pounds)...recorded 193 TTs with 14 sacks and 3 INTs in his Bruin career...earned second team All-Pac-10 honors as a senior...lettered 3 years in football at Brother Rice in Birmingham, MI...led his HS team to the Michigan State Class A football title in 1983...also lettered in lacrosse and hockey...was named to All-America HM honors by Adidas-Scholastic Coach...history major with a business administration specialization.

DEFENSIVE STATS

YEAR	CLUB	G/GS	TT	UT	AT	SACKS	QB PR	INT	PD	FF	FR
1990	Buffalo	12/0	6	6	0	2	2	0	1	0	0
1991	Buffalo	16/6	37	28	9	1.5	4	0	2	1	0
1992	Buffalo	16/0	7	5	2	0.5	4	0	1	0	*1
TOTALS		44/6	50	39	11	4	10	0	4	1	1

*Scored a TD at New England (9/27/92)

PLAYOFFS

TOTALS	G/GS	TT	UT	AT	SACKS	INT	PD	FF	FR
	10/0	4	4	0	0	0	0	0	0

79 SEAN LOVE

OFFENSIVE LINE

Ht: 6-3 Wt: 290
 College: Penn State
 NFL Experience: 1
 How Acquired: FA-'92
 1992 Games Played/Started: 0/0
 (Developmental Squad)
 Career Games Played/Started: 0/0
 Playoff Games Played/Started: 0/0
 Birthdate: 9/6/68
 Birthplace: Tamaqua, PA
 Residence: Tamaqua, PA



PRO: Originally drafted by Dallas in the 10th round of the 1991 draft...signed by the Bills 6/24/92.

1992: Signed with Buffalo in the offseason and was named to the Developmental Squad for the season.

1991: Participated in Dallas' training camp and was waived 8/13.

COLLEGE/PERSONAL: Full name—Sean Fitzgerald Love...played on Nittany Lion OL (1988) which saw 5 players drafted into NFL...injuries kept him from realizing potential at PSU...played in only 4 games in junior campaign and gave up senior eligibility to enter the NFL Draft...prepped at Marian Catholic (PA) High and led team to a 32-4 three-year record, including 24-game win streak...defensive MVP in Big 33 Game (PA vs. MD)...all-state performer as a HS senior.

55 MARK MADDOX

LINEBACKER

Ht: 6-1 Wt: 233
 College: Northern Michigan
 NFL Years: 3
 How Acquired: D-9, '91
 1992 Games Played/Started: 15/1
 Career Games Played/Started: 15/1
 Playoff Games Played/Started: 4/0
 Birthdate: 3/23/68
 Birthplace: Milwaukee, WI
 Residence: Orchard Park, NY



PRO: A hard hitting LB who has played extremely well on special teams coverages and reserve roles at ILB...will put his "potential" status to the test in 1993 when he vies for a starting role...has added over 15 pounds to his frame since coming to Buffalo.

1992: Became a real force on the Bills' KO and punt coverage units, finishing 2nd in team tackles with 19 during the regular season...led the team during the playoffs in special teams TTs with 6...made his NFL debut at San Francisco (9/13) after he was inactive the opening week vs. the Rams...saw extensive action vs. New England (11/1) and made 5 TTs...recorded 7 TTs vs. Pittsburgh (11/8) in his first NFL start.

1991: Played very well in the preseason and recorded 9 tackles...was placed on IR (8/27) for the season with a knee injury, which did not require surgery.

COLLEGE/PERSONAL: Full name—Mark Anthony Maddox...anchored the middle of the Northern Michigan defense and recorded 482 tackles (187 in his senior year) during his collegiate career...was a finalist for the 1990 Harlon Hill Award as the finest NCAA Division II player...had an incredible day vs. Saginaw Valley in his senior year when he made 30 TTs (22 UTs, 8 ATs) and 1 sack...was redshirted in 1989 after breaking his ankle in the season opener...lettered 3 years at James Madison (Milwaukee) HS as a TE, DE and LB...has been very active in the WNY area with the Blind Association, participating in various fundraisers...majored in industrial technology...wife's name—Angela...has a daughter, Ashley (11/6/90).

MADDOX'S DEFENSIVE STATS

YEAR	CLUB	G/GS	TT	UT	AT	SACKS	INT	PD	FF	FR
1991	Buffalo	IR-knee								
1992	Buffalo	15/1	25	18	7	0	0	0	0	0
TOTALS		15/1	25	18	7	0	0	0	0	0

ADDITIONAL CAREER STATISTICS: *Special Teams Tackles:* 1992—19 (15 on KOs and 4 on Punts).

PLAYOFFS

YEAR	G/GS	TT	UT	AT	SACKS	INT	PD	FF	FR
1992	4/0	1	1	0	0	0	0	0	0

ADDITIONAL PLAYOFF STATS: *Special Teams Tackles:* 1992—6 (5 on KOs and 1 on punts).

84 KEITH MCKELLER

TIGHT END

Ht: 6-4 Wt: 242
 College: Jacksonville State
 NFL Experience: 6
 How Acquired: D-9 '87
 1992 Games Played/Started: 10/7
 Career Games Played/Started: 71/43
 Playoff Games Played/Started: 13/6
 Birthdate: 7/9/64
 Birthplace: Birmingham, AL
 Residence: Orchard Park, NY



PRO: Possessor of great athletic skills...played just one year of collegiate football when the Bills drafted him in the 9th round in 1987...was a standout college basketball player who has made a smooth transition to an NFL TE.

1992: Moved into 3rd place on the Bills' all-time list for receptions by a TE with 121...only Pete Metzelaars and Reuben Gant have more...caught 1 pass in the season opener before leaving with a sprained knee...placed on IR 9/8 and came off to see action at the Jets (10/26)...made 5 catches in his first start of the season vs. Pittsburgh (11/8)...recovered an onside kick attempt in championship game at Miami.

1991: Finished fourth in receiving for the Bills with 42 catches...scored the winning TD at Tampa Bay (9/22) on a 29-yard pass from Kelly with just over 5 minutes remaining...had one of the best days of his career at the Raiders (12/8) when he caught 10 passes, one for a TD...that game put him over the 100 mark in career receptions, making him only the 25th player in Bills' history to hit the century mark.

1990: Was the 4th leading receiver for the Bills with 35 catches, just one behind James Lofton, in his first season as a starter...tied Reuben Gant's 1978 club record of 5 TD catches in one season for a TE...caught 3 passes for 15 yards, including a crucial 4th-down grab, vs. the Dolphins (1/12) in the playoffs...added 3 more catches in the Raiders playoff game (1/20) and 2 in Super Bowl XXV.

1989: First catch of the season was a safety valve pass he turned into a 39-yard TD vs. the Patriots (10/1)...Started 7 games when the Bills lined up in a 2-TE offense...had a streak of 9 games with at least 1 reception in the middle of the '89 campaign.

1988: Was a reserve TE and special teams player in 12 games...was on the inactive list for the other 4 games...had 10 special teams tackles which ranked 7th.

1987: Played in just 1 game during the season...was the starting TE in 3rd replacement game against the Giants...had an outstanding day, catching 9 passes for 80 yds. with a long of 22...had spent the early part of the year on IR (back)...was on the Bills' 50-man roster following the strike, but did not suit up for any of the final 10 games.

COLLEGE/PERSONAL: Full name—Terrell Keith McKeller...played just 1 year of football at Jacksonville State in Alabama after playing 4 years of basketball...had 26 receptions for 449 yds. and scored 3 TD's...caught passes in all but 1 game...averaged 12.5 points and 10.1 rpg...ranks 2nd on the all-time Gamecocks rebound list with 1,209...also scored 1,495 points and helped the team to the NCAA Division II title in 1985 over South Dakota St...won All-Gulf South Conference honors 4 years in succession...won first team honors in football...prepped at Fairfield High in Alabama...2nd team all-state in football...attracted more college football offers than basketball in high school...studied sociology at JSU...Keith and his wife, Donya, have one son, Darius (6/4/91).

MCKELLER'S RECEIVING STATS

YEAR	CLUB	G/GS	REC	YDS	AVG	LG	TD
1987	Buffalo	1/1	9	80	8.9	2	0
1988	Buffalo	12/0	0	0	0.0	0	0
1989	Buffalo	16/7	20	341	17.1	39t	2
1990	Buffalo	16/14	34	464	13.6	43	5
1991	Buffalo	16/14	42	388	9.2	29t	3
1992	Buffalo	10/7	14	110	7.9	26	0
TOTALS		71/43	119	1,383	11.6	43	10

ADDITIONAL CAREER STATISTICS: *Special Teams Tackles:* 13 Total (10 in 1988, 3 in 1989).

PLAYOFFS

YEAR	GAME	G/GS	REC	YDS	AVG	LG	TD
1988	HOUSTON	1/0	0	0	0	0	0
1988	@Cincinnati	1/0	0	0	0	0	0
1989	@Cleveland	1/0	0	0	0	0	0

MCKELLER, *continued*

1990	MIAMI	1/1	3	15	5.0	6	0
1990	RAIDERS	1/1	3	44	14.7	23	0
1990	S.B.XXV	1/1	2	11	5.5	6	0
1991	K.CITY	1/1	5	34	6.8	10	0
1991	DENVER	1/1	3	39	13.0	25	0
1991	S.B.XXVI	1/1	2	29	14.5	21	0
1992	HOUSTON	1/0	0	0	0	0	0
1992	@Pittsburgh	1/0	2	22	11.0	23	0
1992	@Miami	1/0	1	11	11.0	11	0
1992	S.B.XXVII	1/0	1	6	6.0	6	0
TOTALS		13/6	22	211	9.6	25	0

ADDITIONAL CAREER STATISTICS: Recovered 1 onside kick at Miami (1/17/93).

88 PETE METZELAARS

TIGHT END

Ht: 6-7 Wt: 254

College: Wabash College

NFL Years: 12

How Acquired: T-'85 (Seattle)

1992 Games Played/Started: 16/8

Career Games Played/Started: 158/94

Playoff Games Played/Started: 18/10

(5 with Seattle, 9 with Bills)

Birthdate: 5/24/60

Birthplace: Three Rivers, MI

Residence: Eden, NY



PRO: Became the Bills' all-time leading receiver for TE's when he made his 128th catch in the Patriots game (10/1/89), surpassing Reuben Gant's old mark of 127...ranks 9th on the Bills' all-time receiving list...excellent blocker...drafted in the 3rd round by Seattle in 1982 and the Bills obtained him in a trade for WR Byron Franklin in 1985.

1992: Re-emerged as the Bills' number one TE when McKeller went down opening day with a knee sprain...set a Bills' record for most TDs by a TE in a single season with 6, doubling his career's best...his career long (53t) came on a big play at 49ers (9/13) as he recorded 113 yards receiving...also scored 2 TDs in the game to mark his 2nd multiple TD game...his 166th reception pushed him into 9th place on club's all-time receiving list...hailed his 16th career TD pass vs. Jets (12/6) to break Reuben Gant's team record for TE's TDs.

1991: Played in his 100th game in a Bills uniform vs. Pittsburgh (9/8)...in his first start since 12/2/90 vs. Philadelphia, he recorded a 51-yard TD reception against Cincinnati (10/21), the longest of his career...caught his 10th career receiving TD with Buffalo at Indianapolis (12/15), which places him in a four-way tie for second on the TD list for TEs...caught a 2-yard TD pass from Kelly in S.B.XXVI.

1990: Was utilized more for his blocking skills, especially in short-yardage situations...caught his solo TD pass of the year in Houston (11/26)...saw limited action in all 3 playoff games.

1989: Made his record 128th catch in the New England game (10/1) and then came back moments later to grab an 8-yard TD pass...preserved a Bills victory against the Dolphins (10/29) when he recovered an onside kick late in the game.

1988: Had 8 catches of 20 yards or more...was a Pro Bowl alternate.

1987: Caught at least 1 pass in first 11 games before being blanked in final contest vs. Eagles...that ended his streak at 27 games with at least 1 catch which was longest on team.

1986: Had his best year as a pro...started all 16 games for the first time in his career and set a mark for catches by a Buffalo TE in a season with 49...was the only player to catch a pass in every game...had a career-high 7 catches for 113 yards, and 2 TDs at Tampa Bay (11/2)...scored a TD at Cincinnati when a Ricky Moore fumble bounced into his arms in the end zone.

1985: Joined the Bills in late August in a trade with Seattle...played in 16 games and made 8 starts...started the first 6 games before backing up Eason Ramson much of the rest of the year...did start again in Weeks 10-11 when Bills' started 2 TE's.

1984: Slowed part of the year with a knee injury which put him on IR for 6 weeks with Seattle...started 4 of the first 7 games before the injury...returned to play in the final 3 weeks and also played in 2 playoff games.

1983: Made 7 starts in regular season and 3 in playoffs and scored Seattle's 2nd TD in 31-7 win over Denver in AFC Wild Card game.

1982: Played in all 9 games in strike-abbreviated season with starts against Houston and Chicago...had 4 catches for 48 yds. vs. Oilers in first pro start.

COLLEGE/PERSONAL: Full name—Peter Henry Metzelaars...had a legendary athletic career at Wabash College in Indiana where he starred in football

METZELAARS, Continued

and basketball...won first team all-america honors in football as a senior and was a 2-time all-american in basketball...finished his career with 77 receptions for 1,196 yds. and 9 TD's...won 4 letters in football and basketball and helped Wabash to the NCAA Div. III title his senior year when he scored 45 pts. (17 of 23 from the field) and grabbed 13 rebounds in an 83-62 win over Potsdam State of New York...set an NCAA single-season FG percentage record his final year (75.3) when he made 271 of 360 shots...his 72.4 percentage over his career was also an NCAA record (784 of 1,063)...averaged 24.3 ppg and 13.2 rpg as a senior...a prep standout at Portage Central High in Michigan...was a high school QB...was very active in the Seattle community and gave much time to such groups as Variety Club, Cub Scouts, Children's Orthopedic Hospital and the Boys and Girls Clubs...has been very active in the Buffalo area as the team rep. for the Cystic Fibrosis' 65 Roses Club...also very active in Gov. Mario Cuomo's Athlete's Against Drunk Driving program...has a degree in economics...Pete and his wife, Barbara, have 2 sons; Anthony and Jonathon.

METZELAAR'S RECEIVING STATS

YEAR	CLUB	G/GS	REC	YDS	AVG	LG	TD
1982	Seattle	9/2	15	152	10.1	26	0
1983	Seattle	16/7	7	72	10.3	17	1
1984	Seattle	9/4	5	80	16.0	25	0
1985	Buffalo	16/8	12	80	6.7	13	1
1986	Buffalo	16/16	49	485	9.9	44	3
1987	Buffalo	12/12	28	290	10.4	34	0
1988	Buffalo	16/16	33	438	13.3	35	1
1989	Buffalo	16/16	18	179	9.9	23	2
1990	Buffalo	16/4	10	60	6.0	12	1
1991	Buffalo	16/1	5	54	10.8	51t	2
1992	Buffalo	16/8	30	298	9.9	53t	6
TOTALS		158/94	212	2,188	10.3	53t	17

ADDITIONAL CAREER STATISTICS: 1 FR vs. New England, 12/19/82; 1 FR in end zone for TD at Cincinnati, 9/14/86; 1 onside KO recovery vs. Miami 10/29/89; Special Teams Tackles: 4 total (1989—3 UTs; 1990—1 AT).

PLAYOFFS

TOTALS	G/GS	REC	YDS	AVG	LG	TD
	18/10	13	114	8.8	24	2

ADDITIONAL PLAYOFF STATISTICS: 2 TIs on punt coverage (1991—1 UT; 1 AT).

METZELAARS' SINGLE GAME HIGHS

MOST RECEPTIONS—7 at Tampa Bay, 11/2/86; 6 at Raiders, 10/11/92; 6 at Miami, 10/25/87; 5 vs. Kansas City, 9/28/86.
MOST YARDS—113 at San Francisco, 9/13/92; 113 at Tampa Bay, 11/2/86; 85 at Miami, 10/25/87; 59 vs. New York Jets, 11/20/88; 58 vs. Kansas City, 9/28/86.
MOST TOUCHDOWN RECEPTIONS—2 at San Francisco, 9/13/92; 2 at Tampa Bay, 11/2/86.
LONGEST RECEPTIONS—53t at San Francisco, 9/13/92; 51t vs. Cincinnati, 10/21/91; 44 at Tampa Bay, 11/2/86; 38 at Tampa Bay, 11/2/86; 35 vs. New York Jets, 11/20/88; 34 at Miami, 10/25/87.

9 CHRIS MOHR

PUNTER

Ht: 6-5 Wt: 215
 College: Alabama
 NFL Years: 4
 How Acquired: FA-'91
 1992 Games Played/Started: 15/0
 Career Games Played/Started: 47/0
 Playoff Games Played/Started: 7/0
 Birthdate: 5/11/66
 Birthplace: Atlanta, GA
 Residence: Thomson, GA



PRO: A strong legged punter who has enabled his teammates more down-field time by adding extra hang time on the ball...signed by the Bills as a FA 6/6/91 after originally being drafted by Tampa Bay in the 6th round in 1989...led the World League in its 1991 inaugural season in punting with a 42.7 average as a member of the Montreal Machine...was selected to the 1991 All-World League Team on the First Team Specialists.

1992: Put together an impressive season that his 42.2 average did not always show...forced 18 FCs, more than doubling what Bills punt returners record-

MOHR, Continued

ed...has the distinction of being one of the punters in the NFL's first game in which a single punt did not occur in game at San Francisco (9/13)...all 3 punts vs. Indy (9/20) were FCs inside the 20...had his best and most unusual day as a pro at the Raiders (10/11) when he punted for a 49.6 avg., made a key FR on punt coverage and rushed 11 yards for a first down on 4th and 9 at the Bills goal line.

1991: Beat out incumbent Rick Tuten and several others in training camp to become the Bills punter and booted very well in the tricky Buffalo winds...was the only punter in the AFC to have more fair catches than returns, which aided in the Bills' number one NFL ranking for punt coverage (3.5 yards per return)...was credited with a pass completion when he dumped the ball off to Pete Metzelaars on an aborted punt attempt vs. the Jets (12/1).

1990: Was knocked out of his Tampa Bay job by Mark Royals and did not record a punt attempt during the season.

1989: Consensus All-Rookie selection by UPI, College and Pro Football Newsweekly and Pro Football Weekly for his 39.4 average...posted a 40.6 average for 9 punts at Minnesota (10/1)...had his season-best 45.6 average (6 punts) in rematch with Vikings (11/12)...nailed season-long 58-yarder vs. New Orleans (9/24)...held for all PATs and FGs and became the first Buc non-kicker to score a PAT when he ran for one vs. Chicago (10/8) after taking a high snap.

COLLEGE/PERSONAL: Full name—Christopher Garrett Mohr...finished his collegiate career at Alabama as the Crimson Tide's all-time leading punter...holds the school record for most punts (203) and most yards punted (8,635) while maintaining a 42.5 average...held for PAT and FG attempts and threw a TD pass vs. Kentucky in his senior year...punted for a school record 52.4 average against Auburn...nailed a 73-yarder vs. Notre Dame, which ranks as the 8th longest in Tide history...hosts a punting and kicking camp at Alabama in late spring...was a standout QB and punter at Briarwood Academy in Thomson, GA...rushed for over 1,000 yards and passed for 700 as a senior...also earned prep honors in basketball, baseball and golf...hails from the same hometown (Thomson, GA) as former Raider punter Ray Guy...played at Augusta National when he was a 16-year old and shot a 79...graduated with a degree in criminal justice and was a second team Academic All-SEC choice as a senior...is active in a Cerebral Palsy program in Buffalo entitled "Chris Mohr's Fair Catch for C.P." in which he donates \$200 for every fair catch he causes...finished 4th in the NFL/National Cutting Horse Assoc.'s Super Cutting competition...Chris and his wife, Kim, have a son, Garrett (11/24/92).

MOHR'S PUNTING STATS

YEAR	CLUB-G	PUNTS	YARDS	AVG	TB	IN 20	LG	BLK
1989	Tampa Bay-16	84	3,311	39.4	3	10	58	2
1990	DNP							
1991	Buffalo-16	54	2,085	38.6	4	12	58	0
1992	Buffalo-15	60	2,531	42.2	7	13	61	0
TOTALS	47	198	7,927	40.0	14	35	61	0

ADDITIONAL CAREER STATISTICS: 1 FR @Raiders (10/11/92); 1 rush for 11 yds and a 1st down @ Raiders (10/11/92).

PLAYOFFS

YEAR	GAME	PUNTS	YARDS	AVG	TB	IN 20	LG	BLK
1991	K.CITY	3	100	33.3	0	1	43	0
1991	DENVER	8	304	38.0	1	0	49	0
1991	S.B.XXVI	6	210	35.0	0	4	53	0
1992	HOUSTON	2	70	35.0	0	1	35	0
1992	@Pittsburgh	4	169	42.3	0	0	48	0
1992	@Miami	2	69	34.5	0	1	39	0
1992	S.B.XXVII	3	136	45.3	0	1	48	0
TOTALS		28	1,058	37.8	1	8	53	0

60 TOM MYSLINSKI

OFFENSIVE GUARD

Ht: 6-2 Wt: 295

College: Tennessee

NFL Years: 2

How Acquired: FA-'93

1992 Games Played/Started: 1/0

Career Games Played/Started: 1/0

Playoff Games Played/Started: 0/0

Birthdate: 12/7/68

Birthplace: Rome, NY

Residence: Rome, NY



PRO: Originally drafted by Dallas in the 4th round of the '92 draft...signed by the Bills in April 1993.

MYSLINSKI, *continued*

1992: Participated in Dallas' training camp and was waived late in camp...then signed with Cleveland, but was not active for any games...signed with Washington and played in 1 contest, vs. New Orleans (11/23).

COLLEGE/PERSONAL: Full name—Thomas Joseph Myslinski...started at LG in 37 consecutive games for Tennessee and helped lead the offense to school records for total yards in each of those seasons...also helped pave the way for 6 of the school's top 10 rushing performances by 4 different RBs...earned All-SEC honors and honorable mention all-america honors as a senior...twice earned SEC All-Academic honors as a kinesiology major...was presented with the Toyota Leadership Award during an ESPN telecast in his senior year for serving as an honorary coach for the University of Tennessee Medical Center's "Fighting Chance Games," which allows physically challenged individuals to participate in sports...finished 4th in the shot put in the 1990 SEC outdoor meet with a career-best 59'9 1/2"...placed 5th in the '91 SEC outdoor meet in the hammer throw...earned all-state honors at Free Academy High in Rome, NY...helped the team claim the state title in his junior year...won the state title in the discus and finished 3rd in the shot put.

37 NATE ODOMES

CORNERBACK

Ht: 5-10 Wt: 188

College: Wisconsin

NFL Years: 7

How Acquired: D-2A, '87

1992 Games Played/Started: 16/16

Career Games Played/Started: 92/92

Playoff Games Played/Started: 13/13

Birthdate: 8/25/65

Birthplace: Columbus, GA

Residence: Norcross, GA



PRO: One of the finest CBs in the AFC who played in his first Pro Bowl after the '92 season...a trade on draft day with Tampa Bay gave the Bills the first pick in the 2nd round (which they used to select Odomes) and sent their original 2nd round pick and a 4th rounder to the Bucs...became an immediate starter for the Bills in the strike-shortened season of his rookie year and played extremely well...is tied with Mark Kelso as the leader on Bills list of playoff INTs with 4.

1992: Was rewarded for his outstanding play with a trip to the Pro Bowl...was 2nd on the team in PDs with 14...was 3rd in INTs with 5...4th quarter INT at San Francisco (9/13) led to the winning TD...blocked his 2nd career FG vs. Atlanta (11/22)...started his 100th consecutive game at New Orleans (12/20)...came up with biggest INT of his career when he picked off Warren Moon (1/3) in Bills playoff comeback...forced and recovered a fumble at Miami (1/17).

1991: Was selected to UPT's All-AFC team...led the team in INTs (5) and PDs (23)...his 76 TTs almost doubled his previous season high of 46 set in 1989...recorded his first INT return for a TD vs. Pittsburgh (9/8)...showed his versatility by returning a punt for 9 yards at Tampa Bay (9/22)...was named AFC Defensive Player of the Week when he was instrumental in the 4th quarter goal line stand against Chicago (9/29) by deflecting a pass on a TE-eligible play and then stopping Neal Anderson on a fourth and goal run...made his 11th career INT at the Raiders (12/8) and returned it 48 yards, nearly breaking away for the winning TD.

1990: Led the team in FRs (3) and was 2nd in PDs (16)...was a key ingredient in the play that sparked the Bills season when he blocked Denver's David Treadwell's FG attempt and LB Cornelius Bennett returned the ball 80 yards for a TD...came back in the next game to make another game-breaking play when he stripped the ball from Raider WR Willie Gault and raced 49 yards for his first NFL TD...picked off a Dan Marino pass in the playoffs and then followed it up with an INT against the Raiders in the championship game.

1989: Finished second in team INTs with 5 and 10th in tackles with 46...intercepted his second Dan Marino pass of the day to set up the Bills' winning drive in the season opener...recorded his first NFL sack vs. New England (10/1)

1988: Led the team in PDs with 12...was named AP HM All-Pro...picked off his first career INT against New England (9/18).

1987: Was one of the youngest rookie starters on the Bills' defense which was the youngest in the NFL...was the youngest starting defensive player in the NFL in '87 and the 2nd youngest starter overall (NE's Bruce Armstrong was youngest born 9/7/65).

COLLEGE/PERSONAL: Full name—Nathaniel Bernard Odomes...won first team All-Big Ten honors and was named to some all-america teams...complet-

ODOMES, *continued*

ed his Badger career with 153 tackles...intercepted 8 passes with 6 of those in 1986...tied for the Big Ten lead with 6 INT's...had the top performance of his college career as a senior against Hawaii when he intercepted 3 passes and brought 1 back 73 yds. for a score...one of the fastest players on the Badger club with a 4.37 40...has also benched 410...was a key member of Wisconsin's track team...Ran in the 4 X 100 relay and also competed in the long jump...has competed in the NCAA's...was second in the Big Ten meet in the long jump in '86 to Purdue's Rod Woodson, Pittsburgh's top pick in 1987...won 4 letters in football, basketball and track at Carver High in Columbus, GA...won all-state mention in football as a QB and punter...was a child and family studies major.

ODOMES' DEFENSIVE STATS

YEAR	CLUB	G/GS	TT	UT	AT	SACKS	INT	PD	FF	FR
1987	Buffalo	12/12	42	32	10	0	0	10	1	2
1988	Buffalo	16/16	44	39	5	0	1	12	1	0
1989	Buffalo	16/16	46	42	4	1	5	14	3	0
1990	Buffalo	16/16	42	31	11	0	1	16	2	*3
1991	Buffalo	16/16	76	71	5	1	**5	23	1	1
1992	Buffalo	16/16	63	53	10	1	5	14	0	1
TOTALS		92/92	313	268	45	3	17	89	8	7

*Returned a fumble for a TD vs. Raiders (10/7/90).

**Returned an INT for a TD vs. Pittsburgh (9/8/91).

ADDITIONAL CAREER STATISTICS: *Blocked FGs*: 2-1990 vs. Denver and 1992 vs. Atlanta; *Punt Returns*—2 for 18 yards (1 for 9 yards at Cleveland, 11/4/90, 1 for 9 yards at Tampa Bay, 9/22/91).

PLAYOFFS

YEAR	CLUB	G/GS	TT	UT	AT	SACKS	INT	PD	FF	FR
1988	HOUSTON	1/1	5	3	2	0	0	2	0	0
1988	@Cincinnati	1/1	4	3	1	0	0	1	0	0
1989	@Cleveland	1/1	2	2	0	0	0	1	0	0
1990	MIAMI	1/1	2	2	0	0	1	1	0	0
1990	RAIDERS	1/1	4	3	1	0	1	3	0	0
1990	S.B.XXV	1/1	5	5	0	0	0	0	0	0
1991	K.CITY	1/1	2	2	0	0	0	1	0	0
1991	DENVER	1/1	2	2	0	0	0	1	0	0
1991	S.B.XXVI	1/1	5	4	1	0	0	0	0	0
1992	HOUSTON	1/1	6	5	1	0	1	2	0	0
1992	@Pittsburgh	1/1	2	2	0	0	1	2	0	0
1992	@Miami	1/1	4	4	0	0	0	0	1	1
1992	S.B.XXVII	1/1	4	4	0	0	0	0	0	0
TOTALS		13/13	47	41	6	0	4	14	1	1

74 GLENN PARKER

OFFENSIVE TACKLE

Ht: 6-5 Wt: 305

College: Arizona

NFL Years: 4

How Acquired: D-3, '90

1992 Games Played/Started: 13/13

Career Games Played/Started: 45/21

Playoff Games Played/Started: 9/6

Birthdate: 4/22/66

Birthplace: Westminster, CA

Residence: Tucson, AZ



PRO: Has responded well in starting roles and may get the nod at either RG or LT in '93...has good mobility for his size and the physical tools to develop into an outstanding lineman, despite having played the game for only a few years...was the 69th player selected in the 1990 draft.

1992: Started at RG in 13 games...helped Thomas gain 103 yards vs. the Rams on opening day...made his 10th career start at San Francisco the following week (9/13)...injured his knee in final minutes vs. Patriots (11/1) and inactive vs. Pittsburgh (11/8) and at Miami (11/16)...returned to the starting lineup at Indy (11/29) and completed the season through the playoffs.

1991: Saw a great deal of action, starting the remainder of the season for the injured John Davis, who suffered a season-ending knee injury at New England (11/24)...started at LT for Will Wolford at Miami (11/18) after he left the Green Bay game with a back injury...started the playoff game vs. Kansas City, but injured his knee and was inactive for the championship game vs. Denver...started at RG in S.B.XXVI.

1990: Drew 3 starts, twice when starting LT Will Wolford was sidelined with a hamstring injury (Weeks 1 and 4)...the other starting nod came in Week 3 for Davis who was out with a back problem...also played on the PAT and FG units...also saw considerable action in various games in relief of starters.

PARKER, continued

COLLEGE/PERSONAL: Full name—Glenn Andrew Parker...went to Arizona prior to the 1988 season from Golden West JC...earned 3rd team honors from Football News and first team All-Pac 10 in 1989...started 10 games at OT...started every game his first year (1988) with the Wildcats, playing RT in 10 contests and LT for one...was a two-year starter as an OT at Golden West JC (Huntington Beach, CA)...attended Edison (Huntington Beach) HS, but did not compete in athletics...volunteer at the Gateway Youth and Family Services that works with troubled children and families in WNY...media arts major...enjoys riding his Harley-Davidson in his free time...wife's name—Casey.

PARKER'S NFL RECORD

YEAR	CLUB	G/GS
1990	Buffalo	16/3
1991	Buffalo	16/5
1992	Buffalo	13/13
TOTALS		45/21
PLAYOFFS		
TOTALS		G/GS- 9/6

44 GREG PATERRA

FULLBACK

Ht: 5-11 Wt: 224

College: Slippery Rock

NFL Years: 2

How Acquired: FA-'91

1992 Games Played/Started: 0/0

Career Games Played/Started: 10/0

Playoff Games Played/Started: 0/0

Birthdate: 5/11/67

Birthplace: McKeesport, PA

Residence: McKeesport, PA



PRO: Was drafted by Atlanta in the 11th round of the 1989 draft...was traded to Detroit during the 1990 preseason and was waived by the Lions after Week 1 of the regular season...re-signed with Buffalo as a FA early in '93 off-season.

1992: was released with an injury settlement 8/25 and did not play during the season.

1991: Placed on IR 7/14 with a back injury that required surgery...missed the entire season and was placed on the PUP list.

1990: Was traded to Detroit from Atlanta following the 2nd preseason game for a conditional 11th round selection in the 1991 draft...remained with the Lions through Week 1 of the regular season before being waived when Detroit activated Jimmy Williams...was on the 47-man active roster for the 1 game, but was one of the 2 inactive players.

1989: Was long shot to make Atlanta's final roster, but impressed coaches with his hard work and hustle...saw action in 10 games, primarily on special teams...scored 5 TDs on short-yardage dives in the preseason...Falcons placed him on waivers at the end of preseason and then signed him to the Developmental Squad on 9/6...moved to the active roster 10/21 and played in the final 10 games...highlight came in Week 16 vs. Detroit when he accounted for 101 all-purpose yards with 31 rushing, 27 receiving and 43 returning.

COLLEGE/PERSONAL: Full name—Gregory R. Paterra...rushed for a Slippery Rock record 3,149 yards with 100-yard performances in 16 of his final 19 games...also scored 31 TDs in his collegiate career...began his collegiate career at Hartford Community College in Baltimore...prepped at Elizabeth-Forward High in McKeesport, PA...his uncle, Herb, is an assistant coach with the Lions and his grandfather was once tabbed the "world's strongest man" for his knack of bending steel rods with his teeth and his lifting strength...wife's name—Kathy.

PATERRA'S RUSHING STATS

YEAR	CLUB	G/GS	ATT	YARDS	AVG	LG	TD
1989	Atlanta	10/0	9	32	3.6	8	0
1990	Detroit	0/0	0	0	0.0	0	0
1991	Buffalo	IR-Back					
1992	Buffalo	Inj. Settle.					
TOTALS		10/0	9	32	3.6	8	0

PATERRA'S RECEIVING STATS

TOTALS	REC	YARDS	AVG	LG	TD
	5	42	4	20	0

ADDITIONAL CAREER STATS: KO Returns—8 for 129 yards, 16.1 avg., 31 LG all in 1989; Special Teams Tackles—5 with 1 FF.

99 JAMES PATTON

DEFENSIVE LINE

Ht: 6-3 Wt: 287
 College: Texas
 NFL Years: 1
 How Acquired: D-2, '92
 1992 Games Played/Started: 0/0
 (IR-Hip)
 Career Games Played/Started: 0/0
 Playoff Games Played/Started: 0/0
 Birthdate: 1/5/70
 Birthplace: Houston, TX
 Residence: Houston, TX



PRO: Has outstanding strength that makes for a tremendous "bull" rush...Bills coaches see him with good potential to add bulk to the middle of the DL...was the 55th player selected in the 1992 draft.

1992: Played very well in the preseason games, but suffered a hip injury in the preseason finale at Atlanta and was placed on IR for the season.

COLLEGE/PERSONAL: Full name—James Patton...was named to AP All-America Second team as a senior...All-Southwest Conference choice...led the Longhorns in QB Pressures with 28...was an All-America choice by AP as a junior...finished Texas collegiate career with 183 TTs, 23 sacks, 3 FFs and 6 FRs...was a first team All-Greater Houston Area selection as a senior at Clear Creek (League City, TX) HS and a two-time all-district pick...majored in pre-business.

J. PATTON'S DEFENSIVE STATS

YEAR	CLUB	G/GS	TT	UT	AT	SACKS	QB PRS	INT	PD	FF	FR
1992	Buffalo	IR-hip									

53 MARVCUS PATTON

LINEBACKER

Ht: 6-2 Wt: 243
 College: UCLA
 NFL Years: 4
 How Acquired: D-8, '90
 1992 Games Played/Started: 16/5
 Career Games Played/Started: 48/7
 Playoff Games Played/Started: 8/3
 Birthdate: 5/1/67
 Birthplace: Los Angeles, CA
 Residence: Los Angeles, CA



PRO: Allows the Bills defense to move Cornelius Bennett inside and have an outstanding pass rushing LB corp...is probably the most impressive physical specimen on the Bills roster...was the 208th player selected on the '90 Draft.

1992: Came into his own vs. Pittsburgh (11/8) when he started at LOLB and Bennett was moved inside...recorded 6 TTs that day in his 3rd career start...came up with a sack of Dan Marino the following week...tied for 4th in QB Pressures with 4, though he started only 5 games...continued to play very well on special teams, finishing 6th in TTs with 13.

1991: Saw a considerable amount of action as a third-down pass rusher because of injuries to the defensive line...made his first NFL start at LOLB when Cornelius Bennett moved to the inside in an unusual 2-5 alignment vs. Pittsburgh (9/8)...started at ROLB against the Jets (9/15)...tied for second in postseason special teams tackles.

1990: Was selected to the Pro Football Weekly All-Rookie team...was a member of the Bills KO coverage unit, which ranked first in the NFL for the 4th consecutive year in '90...also was a member of Buffalo's punt coverage team and finished 3rd in the team's special teams tackles with 27 TTs...broke his lower leg on the opening KO of the Miami playoff game.

COLLEGE/PERSONAL: Full name—Marvcus Raymond Patton...was a full-time starter his senior year at UCLA...made 197 TTs in his Bruin career with 2 INTs and 11.5 sacks...led UCLA with 11 sacks his senior year and was 2nd with 4 FFs...earned 2nd team All-Pac 10 his final year...was named to The Sporting News HM All-America list...also won Pac-10 All-Academic HM honors 3 times...lettered 3 years at Leuzinger High in Lawndale, CA...hopes to be an attorney and majored in political science.

M.PATTON, continued

PATTON'S DEFENSIVE STATS

YEAR CLUB	G/GS	TT	UT	AT	SACKS	QB PRS	INT	PD	FF	FR
1990 Buffalo	16/0	12	8	4	0.5	1	0	0	0	0
1991 Buffalo	16/2	10	9	1	0	2	0	0	0	0
1992 Buffalo	16/5	25	20	5	2	4	0	1	0	0
TOTALS	48/7	47	37	10	2.5	7	0	1	0	0

ADDITIONAL CAREER STATISTICS: Special Teams Tackles: Total—48 TTs (1990—4 UTs-12 ATs on KOs and 3 UTs-8 ATs on punts, 1991—3 UTs-3 ATs on KOs and 2 ATs on punts, 1992—2 UTs-8 ATs on KOs and 1 UT-2 ATs on punts).

PLAYOFFS

TOTALS	G/GS	TT	UT	AT	SACKS	QB PRS	INT	PD	FF	FR
	8/3	18	17	1	0	1	0	1	0	0

ADDITIONAL PLAYOFF STATISTICS: Special Teams Tackles: Total—4 TTs (1991—2 ATs on KOs and 1 UT on punts, 1992—1 AT on punts).

94 MARK PIKE

DEFENSIVE END

Ht: 6-4 Wt: 272
 College: Georgia Tech.
 NFL Years: 7
 How Acquired: D-7B, '86
 1992 Games Played/Started: 16/0
 Career Games Played/Started: 83/1
 Playoff Games Played/Started: 13/0
 Birthdate: 12/27/63
 Birthplace: Elizabethtown, KY
 Residence: Edgewood, KY



PRO: Was a key factor in the Bills leading the NFL in KO coverage (1987-90) as he led the team in special teams tackles in 1990 (36) and 1992 (26), tied for the lead in '89 (29 with Carlton Bailey) and finished 2nd in 1988 (20)...was Buffalo's 2nd of 3 choices in the 7th round in 1986...Bills obtained the pick used to select Pike in a trade with Detroit in '85 for QB Joe Ferguson...after 2 seasons working at LB, returned to DE in '88.

1992: Led the team with 26 special teams tackles and 9 TTs in the playoffs...recorded his first career sack at New England (9/27)...had a great special teams day vs. Atlanta (11/22) and made 4 TTs...also made 4 TTs, 2 solos, in S.B.XXVII.

1991: Made his first NFL start at RDE against Tampa Bay (9/22) and blocked a Steve Christie 39-yard FG attempt...saw some substantial playing time at DE and a little at NT with injuries hampering the defensive line...forced KR Aaron Craver to fumble on the opening KO of the second half of the Miami game (11/18).

1990: Posted the best tackle stats of any Bills special teams player with 36 TTs...filled in for an injured NT Jeff Wright vs. the Eagles (12/2) and an injured DE Leon Seals at Washington (12/30)...made a team high 4 UTs on special teams against Miami in the playoffs.

1989: Tied for the team lead in special teams tackles with 29...saw limited action as a backup DE and recorded 3 tackles and 1 FR...led all special teams tacklers in the playoff game at Cleveland with 4 stops.

1988: Was the 2nd leading special teams tackler for the Bills with 20, just 2 behind leader Butch Rolle...saw his first full active season and played in all 16 games...adjusted well to DE in the preseason after playing ILB and OLB the past 2 seasons.

1987: Played in just 3 games all with special teams...active for the opener against the Jets, but went on IR with a hamstring problem prior to the next game vs. Houston and remained there until being activated for games against the Browns (11/15) and Jets (11/22)...was inactive the next 2 weeks before a foot injury put him back on IR for the final 3 games.

1986: Spent the year on IR with a shoulder injury he sustained against K.C. in the third preseason game.

COLLEGE/PERSONAL: Full name—Mark Harold Pike...was a 4-year letterman at Georgia Tech...registered 141 career tackles with a high of 57 as a senior...added 3 QB sacks as a senior and helped Tech reach the All-American Bowl...went to Tech as a TE and played DE for 3 seasons...prepped at Dixie Heights High in Edgewood, KY, (near Cincinnati) and won all-state honors as a senior...was also a basketball standout and led his team in scoring and rebounding as a senior...his father, Harold, played basketball at Louisville and is a minister in KY...was a management major at Tech...owns Better Bodies Fitness Center in Fort Mitchell, KY...Mark and his wife, Sharon, have a daughter, Kramer (1/4/90), and a son, Ezekiel (4/8/93).

PIKE, continued

PIKE'S DEFENSIVE STATS

YEAR CLUB	G/GS	TT	UT	AT	SACKS	QB PRS	INT	PD	FF	FR
1987 Buffalo	3/0	0	0	0	0	—	0	0	0	0
1988 Buffalo	16/0	7	3	4	0	—	0	0	1	0
1989 Buffalo	16/0	3	1	2	0	—	0	0	0	1
1990 Buffalo	16/0	9	7	2	0	0	0	0	0	0
1991 Buffalo	16/0	6	5	1	0	0	0	1	0	0
1992 Buffalo	16/0	5	3	2	1	0	0	0	0	0
TOTALS	51/0	30	19	11	1	—	0	1	1	1

ADDITIONAL CAREER STATISTICS: *Special Teams Tackles:* Total—124 (20 in '88, 29 in '89, 36 in '90, 13 in '91, 26 in '92); *Blocked FGs:* 1991—1 at Tampa Bay; *KO Returns:* 1988—1 for 5 yards.

PLAYOFFS

	G/GS	TT	UT	AT	SACKS	QB PRS	INT	PD	FF	FR
TOTALS	13/0	3	2	1	0	2	0	0	0	0

ADDITIONAL PLAYOFF STATISTICS: *Special Teams Tackles:* Total—26 (1988—2 ATs on KO vs. Houston; 1989—2 UTs, 1 AT on KOs and 1 AT on punts @Cleveland; 1990—4 UTs on KOs vs. Miami, 3 ATs on KOs vs. Raiders, 1 AT on punts in S.B.XXV; 1991—2 ATs on KOs and 1 UT on punts vs. K.City; 1992—2 ATs on punts vs. HOUSTON, 1 UT on punts @Pittsburgh, 1 AT on KOs and 1 UT on punts @Miami, 2 UTs and 1 AT on KOs and 1 AT on punts @S.B.XXVII).

83 ANDRE REED

WIDE RECEIVER

Ht: 6-2 Wt: 190

College: Kutztown University (PA)

NFL Years: 9

How Acquired: D-4A, '85

1992 Games Played/Started: 16/16

Career Games Played/Started: 122/120

Playoff Games Played/Started: 13/13

Birthdate: 1/29/64

Birthplace: Allentown, PA

Residence: Orlando, FL



PRO: The most prolific pass receiver in Bills' history...holds the team record for most receptions...has been selected to play in the past 5 Pro Bowls and has led the Bills in receiving the past 7 seasons...either holds or shares the lead in most of the Bills receiving records...a strong candidate for the NFL's best receiver, especially running with the ball after he has made the catch...was Buffalo's first choice in the 4th round of the 1985 draft.

1992: Led the team in receiving with 65 catches...earned his 5th Pro Bowl trip...caught an amazing 10 passes for 144 yards at San Francisco (9/13), marking the 4th time in his career to eclipse the 10+ catches mark and the only Buffalo player to reach the plateau more than once...became only the 3rd Bill to go over the 7,000-yard mark for career combined yards from scrimmage and the first WR to do so...caught his 50th career TD pass while posting his career best yardage mark, 168 yards, at New England (9/27)...became the 31st player in NFL history to pass the 500 reception mark with his 501st vs. Miami (10/4)...was instrumental in the Bills' miraculous comeback win over Houston in the playoffs (1/3) with his 3 TD catches and became the Bills' all-time leading playoff scorer by doing so.

1991: Earned a trip to his 4th consecutive Pro Bowl while being named to Football News' and Sports Illustrated's Dr. Z's All-Pro teams, NEA's All-Pro second team and UPI's and Pro Football Weekly's All-AFC squad...added another pair of records to his growing list in '91...tied the team mark for most TD receptions in a season with 10 (Bob Chandler, 1976; Elbert Dubenion, 1964) and became Buffalo's all-time leader in 100-yard receiving performances with 19 (old record: Elbert Dubenion, 16)...his 81 catches was the second best of his career and now gives him the top 4 spots in the Bills' category of most receptions in a season...recorded the most rushing yards of his career(136) and his personal longest rush with a 46-yarder at Tampa Bay (9/22)...moved ahead of Joe Cribbs into second place on Buffalo's all-time combined yardage list...also moved into 4th place, passing Cookie Gilchrist, on Bills' all-time scoring list...his 55-yard reception in the 3rd quarter vs. New England (11/3) put him over the 6,000-yard mark for his career to become only the 74th player in NFL history to do so...his 31-yard catch in OT at the Raiders (12/8) set up Scott Norwood's winning FG...scored the first 2 TDs in the Kansas City playoff game on a 25-yard and 53-yard pass from Jim Kelly

1990: Played in his third Pro Bowl and was named to the All-AFC teams by UPI and Football News, in addition to All-Pro second teams by AP and College and Pro Football Weekly...was named the AFC's Offensive Player-of-the-Week

REED, continued

against the Jets (10/21) for his 8 catches for 116 yards and 2 TDs...broke Elbert Dubenion's club record of 35 TD catches when he caught his 36th at Indianapolis (12/9)...eclipsed the 5,000-yards receiving mark at Houston (11/26)...twisted his ankle early in the Phoenix game (11/11) while blocking downfield for Thurman Thomas and missed the remainder of the game...recovered an onside KO late in the Miami playoff game to thwart any hopes of a Dolphins comeback...increased his team playoff record for most receptions to 31 following S.B.XXV.

1989: Capped off a record-breaking season by being selected to his second Pro Bowl...was also voted to the UPI All-AFC team, Pro Football Weekly All-Pro team, AP All-Pro Second Team and College and Pro Football Newsweekly All-Pro Second Team...recorded the 10th best season reception total in NFL history with 88...broke Elbert Dubenion's 21-year-old team record of 296 career catches in the Seattle game with 2 receptions...established a new Bills' record for most receiving yards in a season with 1,312, breaking Frank Lewis' mark of 1,244 in 1981 and became the 4th Bills' receiver to go over 1,000 yards receiving in a season...led the AFC in receptions with 88 and yards receiving (1,312) and was 2nd in the NFL to Green Bay's Sterling Sharpe, who had 90...tied Dubenion's Buffalo record of 3 consecutive 100-yard receiving games with 157 vs. Denver, 135 at Houston and 114 vs. New England...tied another Dubenion record with 42 consecutive games with a catch until he broke the string in the Dolphins game (10/29)...tied Greg Bell's team record of 13 catches in a game grabbing 13 against Denver...recorded the longest reception of his career with a short catch he turned into a 78-yard TD at Houston before winning the game in OT with a 28-yard catch...also caught the winning pass with only 16 seconds left in the dramatic finish of the Monday night Rams game...tied for fifth in the AFC in scoring with 54 points...made the second longest TD reception in Bills' playoff history when he caught a Jim Kelly pass over the middle and raced 50 yards for a 72-yard TD at Cleveland.

1988: Caught 71 passes, despite missing 1 1/2 games with a bruised right knee and broke the old team mark for the most receptions in a season of 70 by Frank Lewis (1981)...was selected to the Pro Bowl for the first time in his career...was also named AP HM All-Pro...finished fourth in the AFC in receiving...his 968 yards receiving was seventh best in AFC...was hampered early in the season with a broken wrist, but played and didn't wear a cast until Week 3 vs. New England when it was discovered after complaining of discomfort...had a 36-yard run on a reverse in the second Patriots game that stood as the longest run from scrimmage by a Bill in 1988.

1987: Led the Bills and ranked 3rd in the AFC in receptions with 57 in the strike-shortened season.

1986: Led the club in receptions with 53 despite missing 1 1/2 games with a right knee injury...his 7 TD's were the most TD catches in 1 season since Jerry Butler's 8 in 1981.

1985: Had a solid rookie season by starting 15 of 16 games only Eddie Brown of Cincinnati (53) and San Francisco's Jerry Rice (49) caught more passes among rookies...also displayed some running ability by scoring a 14-yard TD on a reverse at Philadelphia (10/27).

COLLEGE/PERSONAL: Full name—Andre Darnell Reed...had a record-setting career at Kutztown (PA) University...set 9 school records as a receiver and finished his career with 142 catches for 2,020 yds. and 14 TD's...named to the All-Pennsylvania State Athletic Conference 3 yrs. in succession and twice was named an ECAC All-Star...was a high school QB at Dieruff High in Allentown, PA...led the school to an undefeated season his senior year and a conference title...studied criminal justice in college...has spent some of his offseason time as a volunteer at a Volunteers of America Children's Center in his hometown...wife's name—Cyndi.

REED'S RECEIVING STATS

YEAR	CLUB	G/GS	REC	YDS	AVG	LG	TD
1985	Buffalo	16/15	48	637	13.3	32	4
1986	Buffalo	15/15	53	739	13.9	55t	7
1987	Buffalo	12/12	57	752	13.2	40	5
1988	Buffalo	15/14	71	968	13.6	65t	6
1989	Buffalo	16/16	88	1312	14.9	78t	9
1990	Buffalo	16/16	71	945	13.3	56t	8
1991	Buffalo	16/16	81	1113	13.7	55	10
1992	Buffalo	16/16	65	913	14.0	51	3
TOTALS		122/120	534	7,379	13.8	78t	52

ADDITIONAL CAREER STATISTICS: *Rushing:* 38 Att for 421 Yds, 11.1 Avg, 46 LG, 1 TD (14 yds. vs. Philadelphia, 10/27/85); *Punt Returns:* 5 for 12 yds.

PLAYOFFS

YEAR	GAME	G/GS	REC	YDS	AVG	LG	TD
1988	HOUSTON	1/1	6	91	15.2	3	0
1988	@Cincinnati	1/1	5	55	11.0	18	1
1989	@Cleveland	1/1	6	115	19.2	72	1
1990	MIAMI	1/1	4	122	30.5	43	2
1990	RAIDERS	1/1	2	29	14.5	15	0

VETERAN PLAYERS

REED, continued

1990	S.B.XXV	1/1	8	62	7.8	20	0
1991	K.CITY	1/1	4	100	25.0	53t	2
1991	DENVER	1/1	2	19	9.5	10	0
1991	S.B.XXVI	1/1	5	34	6.8	12	0
1992	HOUSTON	1/1	8	136	17.0	27	3
1992	@Pittsburgh	1/1	0	0	0	0	0
1992	@Miami	1/1	3	25	8.3	9	0
1992	S.B.XXVII	1/1	8	152	19.0	40	0
TOTALS		13/13	&1	940	15.4	72t	9

ADDITIONAL PLAYOFF STATS: *Rushing*—6 Att, 19 Yds, 3.2 Avg, 16 LG, 0 TD (1988—1 for -1 yds, 1991—2 for 12 yds, 16 LG, 1992—3 for -2 yds, 4 LG).

REED'S SINGLE GAME HIGHS

MOST RECEPTIONS—13 vs. Denver, 9/18/89.

MOST YARDS—168 at New England, 9/27/92; 157 vs. Denver, 9/18/89; 154 vs. Miami, 9/1/91; 153 at LA Raiders, 12/6/87; 144 at San Francisco, 9/13/92; 135 at Houston, 9/24/89.

MOST TOUCHDOWN RECEPTIONS—2—10 times: *Last Time*—2 at Miami, 11/18/91; *First Time*—2 at Kansas City, 11/30/86.

LONGEST RECEPTIONS—78t at Houston, 9/24/89; 65t at NY Jets, 10/17/88; 61t at Seattle, 12/4/89; 58 vs. Indianapolis, 10/9/88; 56t vs. Philadelphia, 12/2/90; 55 at New England, 11/3/91; 55t vs. NY Jets, 9/7/86.

REED'S 100-YARD GAMES

DATE	OPPONENT	REC	YARDS	AVG	LG	TD
12/1/85	@SAN DIEGO	6	103	17.2	32	0
11/1/87	WASHINGTON	8	108	13.5	31	1
12/6/87	RAIDERS	7	153	21.9	38	0
9/11/88	MIAMI	8	122	15.2	30	0
10/9/88	INDIANAPOLIS	7	124	17.7	58	2
10/17/88	@Jets	7	132	18.8	65t	2
9/18/89	DENVER	13	157	12.1	23	0
9/24/89	@Houston	5	135	27.0	78t	2
10/1/89	NEW ENGLAND	4	114	28.5	36	0
10/16/89	RAMS	8	106	13.3	47	1
11/5/89	@Atlanta	5	100	20.0	52	0
11/19/89	@New England	6	107	17.8	48	0
12/17/89	@San Francisco	10	115	11.5	37	0
*1/6/90	@Cleveland	5	115	19.2	72t	1
10/21/90	JETS	8	116	14.5	19	2
11/4/90	@Cleveland	7	122	17.4	43	0
*1/12/91	MIAMI	4	122	30.5	43	2
9/1/91	MIAMI	11	154	14.0	54t	1
9/8/91	PIITSBURGH	9	118	13.1	32	1
11/3/91	NEW ENGLAND	5	121	24.2	55	0
12/8/91	@Raiders	8	107	13.4	31	0
*1/5/92	KANSAS CITY	4	100	25.0	53t	2

TOTALS 22 100-YARD GAMES (19 regular season, 3 playoffs)

14 FRANK REICH

QUARTERBACK

Ht: 6-4 Wt: 205

College: Maryland

NFL Years: 9

How Acquired: D-3A, '85

1992 Games Played/Started: 16/0

Career Games Played/Started: 62/6

Playoff Games Played/Started: 10/2

Birthdate: 12/4/61

Birthplace: Freeport, NY

Residence: Orchard Park, NY



PRO: Is the Bills "ace reliever" who has posted outstanding performances as Buffalo's starting QB when Jim Kelly is injured...has not received the accolades he deserves as the holder on PAT and FG attempts...is the man Jim Kelly looks to first for calls from the bench.

REICH, continued

1992: Will forever be synonymous with the NFL's greatest comeback of all-time as he brought the Bills back from a 32-point deficit in the 3rd quarter to defeat Houston, 41-38 in OT, in the Wild Card playoff game...not surprisingly was named the NFL's Offensive Player of the Week for his heroics...led Buffalo the following week to a 24-3 playoff win at Pittsburgh (1/9)...entered the NFL record books by tossing James Lofton the pass that enabled the Bills WR to break the league's record for receiving yardage in the opening day win over the Rams...continued to hold for Steve Christie on FG and X-PT atts., including the game winner vs. Houston to complete the comeback story.

1991: Had another strong showing in relief of Jim Kelly vs. Miami (9/1) and hit TE Butch Rolle with a 3-yard TD pass...replaced Kelly again vs. Indianapolis (10/13) when the starter left with a concussion and went 6 for 6 with 2 TD tosses...maintained the Bills lead at Green Bay (11/10) when Kelly was knocked out of action with a back injury.

1990: Was 15 of 21 for 234 yards with 2 TDs and 0 INTs in the most important start of his career when he led the Bills to victory over Miami (12/23) in a game that decided the AFC East champion and the home field advantage throughout the playoffs...replaced an injured Kelly (knee) in the 2nd quarter of the Giants game the week before and preserved a 4-point halftime lead to give Buffalo a 17-13 win.

1989: Made his first NFL start in Week 6 against the Rams and silenced the critics by engineering 2 late 4th-quarter drives...the first consisting of 10 plays, covering 86 yards and culminating with Reich finding RB Thurman Thomas for a 1-yard TD pass to give the Bills their first lead of the game with only 2:23 remaining...came back moments later (following a quick Rams' TD) to lead the Buffalo offense 64 yards in 7 plays and hit WR Andre Reed with a perfect 8-yard TD pass with 16 seconds remaining in one of the Bills' most exciting victories in history...finished the dramatic evening with 21 of 37 completions for 214 yards and 2 TDs...returned the next week to lead the Bills to a 34-3 demolition of the Jets...was 13 of 20 for 145 yards and 3 TDs in the game...made it 3-in-a-row the next week by defeating Miami, 31-17, throwing a perfect 63-yard bomb to speedster Don Beebe... replaced an injured Kelly in the 4th quarter of the Colts game (10/8)...that game marked the first time he had thrown a pass since facing Denver(12/14/86).

1988: Saw his first action of the season vs. Jets (first game) with 7 minutes remaining.

1987: Did not get into a game during the season...saw extensive duty in 4 preseason games and finished with 32 completions in 69 attempts for 397 yards and a TD.

1986: Appeared in 3 games, all in relief of Kelly...made his first appearance against K.C. (9/28) when Kelly left for 2 series with a bruised forearm...played 2 series before Kelly's return...had his best effort while playing nearly 2 quarters against the Colts (12/14) when Kelly left with a concussion late in the first quarter...directed Buffalo to a score in his first series (92 yards) and was 7 of 10 for 89 yards in the game.

1985: Was active for just 3 games...spent the first 13 weeks on IR with an achilles problem...played in just 1 of those 3 games and that was against the Jets (12/7).

COLLEGE/PERSONAL: Full name—Frank Michael Reich...was Maryland's starter as a senior, although he was slowed part of that season with a shoulder injury which sidelined him for 4 games...his first appearance back after the injury was a memorable one...entering the Miami game with the Terrapins trailing 31-0, he engineered 1 of the greatest comebacks in college football history...led the Terps on scoring drives on 6 consecutive possessions in the 2nd half on their way to a 42-40 victory...hit on 12 of 15 passes for 260 yds. and 3 TD's in that span...completed 63.9 percent of his throws in his senior year which ranked him among the nation's leaders...backed up Boomer Esiason in 1983 and made his first start that year when Boomer was out with an injury...led Maryland to a 13-7 upset of Pitt and came back late that year to complete 14 of 22 passes for 192 yds. in the 30-23 loss to Tennessee in the Florida Citrus Bowl...in his last game for Maryland, he completed 17 of 28 passes for 201 yards and a TD in a 28-27 Sun Bowl win over Tennessee...threw for 2,097 yards at Maryland and completed 62.9 percent of his passes...played in the Hula and Senior Bowls...graduated with a degree in business in the summer of '84, but played the following year as a graduate student...honored as a student-athlete by the ACC...attended Cedar Crest High in Lebanon, PA...a former roommate and close friend of Boomer Esiason...his father, Frank, played at Penn St. and is a former Nittany Lion captain...enjoys playing golf in his free time...is a part-owner with Esiason of Jim and Chuck's Boot Shop in Buffalo...owns Pro Display in Hamburg, NY...he and wife, Linda, have two daughters, Lia Milan (1/26/90) and Aviry Lynn (3/20/92).

REICH'S PASSING STATS

YEAR	CLUB	G/GS	ATT	COMP	YDS	PCT	TD	INT	LG	SACKS
1985	Buffalo	1/0	1	1	19	100.0	0	0	19	0/0
1986	Buffalo	3/0	19	9	104	47.4	0	2	37	2/4
1987	Buffalo	0/0	0	0	0	0	0	0	0	0/0
1988	Buffalo	3/0	0	0	0	0	0	0	0	0/0

REICH, continued

1989	Buffalo	7/3	87	53	701	60.9	7	2	63t	4/24
1990	Buffalo	16/2	63	36	469	57.1	2	0	43	6/41
1991	Buffalo	16/1	41	27	305	65.9	6	2	29	4/42
1992	Buffalo	16/0	47	24	221	51.1	0	2	21	9/76
TOTALS		62/6	258	150	1,819	58.1	15	8	63t	25/187

ADDITIONAL CAREER STATISTICS: *Rushing:* 34 atts, 26 yards, 0.8 avg., 9 LG, 0 TDs (1985—1 att, 0 yards; 1989—9 att, 30 yards, 9 LG, 0 TDs; 1990—2 att, -1 yards, 0 LG; 1991—13 att, 6 yards, 0.5 avg., 8 LG; 1992—9 att, -9 yards, -1.0 avg., 0 LG, 0 TD).

PLAYOFFS

	G/GS	ATT	COMP	YDS	PCT	TD	INT	LG	SACKS
TOTALS	10/2	89	56	654	62.9	7	3	40t	6/37
(1992 HOUS.)	1/1	34	21	289	61.8	4	1	38	3/21

ADDITIONAL PLAYOFF STATISTICS: *Rushing:* 10 atts, -8 yards.

51 JIM RITCHER

OFFENSIVE GUARD

Ht: 6-3 Wt: 273
 College: North Carolina State
 NFL Years: 14
 How Acquired: D-1, '80
 1992 Games Played/Started: 16/16
 Career Games Played/Started: 191/157
 Playoff Games Played/Started: 16/13
 Birthdate: 5/21/58
 Birthplace: Hinckley, OH
 Residence: Raleigh, NC



PRO: The quiet leader of the Bills who has played in more games than any other player to wear a Buffalo jersey (207 entering the '93 season)...has been a starter at LG since 1983...The 16th player taken in the 1980 draft when the Bills selected him in the first round...was named AP HM All-Pro following the 1986 and '88 seasons.

1992: Posted another outstanding season by making his 2nd trip to the Pro Bowl...completed the 1992 season by making his 207th game appearance in S.B.XXVII...the '92 campaign marked his 13th consecutive season and broke the team record for consecutive seasons played (QB Joe Ferguson [1973-84] and DB Steve Freeman [1975-86] had 12)...broke Joe Devlin's club mark of playing in 197 games by battling in his 198th in a Bills uniform vs. Atlanta (11/22)...continued to lead the way for Bills' RBs and protected QBs Kelly and Reich.

1991: Capped off an outstanding season with his first trip to the Pro Bowl... was an All-Pro second team selection by AP, College and Pro Football Weekly and Newspaper Enterprise Association...played in his 12th consecutive season with Buffalo, which tied the all-time mark for straight seasons played...also started his 169th career game as a Bill to move him into third place on the all-time games played (Miami, 9/1)...then moved into second place on the list with his 182nd game played at the Raiders (12/8)...finished the regular season with 184 career games played and did his usual excellent job as the starting LG.

1990: Came back strong from shoulder surgery in training camp to have an outstanding season that included being named to UPI's All-AFC 2nd Team...started every game at LG for the Bills OL which gave up the fewest sacks in a non-strike season of any Buffalo front 5 since the group in 1981 that allowed just 16 sacks...helped open the huge holes that enabled Thurman Thomas to rush for 214 yards at the Jets (9/24), which ranks as the second best rushing performance in Monday night history.

1989: Once again started all 16 regular season games and the playoff game at Cleveland at LG...was labeled the most consistent player on the Bills OL.

1988: Had another solid performance for the Bills at LG, starting at that position for all 16 regular season games and the 2 playoff games.

1987: Started all 12 games at LG in the strike-shortened season.

1986: Teamed up with C Kent Hull and RG Will Wolford to start all 16 games and anchor the middle of the Bills OL.

1985: Slowed part of the year with a left ankle injury which he suffered against Philadelphia (10/27)...re-injured the ankle against Houston 2 weeks later and sat out the entire second half of the Bills' win...the same ankle had troubled him in the late stages of the 1984 campaign.

1984: Started 14 games...injured his left ankle against New England (11/11) and missed his next 2 starts against Dallas and Washington...however, the ankle bothered him much of the remainder of the year.

1983: Was a full-time starter for the 1st time in his career...won a training camp battle with Tom Lynch for the starting LG spot and finished as a starter in all 16 games.

1982: Played in all 9 games in the strike-shortened season primarily as a special teams performer.

1981: Played in 14 games and made 3 starts...was ticketed to play center

RITCHER, *continued*

when training camp opened, but suffered a knee injury on the opening day of training camp which checked his progress...did make 3 starts during the year at RG in late November when he took over for Conrad Dobler against St. Louis, New England and Washington.

1980: Played in 14 games, primarily with the special teams and finished the year as a backup center.

COLLEGE/PERSONAL: Full name—James Alexander Ritcher...one of the most honored college players in the country following his career at North Carolina State University...was the 1979 Outland Trophy winner as the nation's top lineman...a 2-time consensus All-American, he was only the 2nd offensive lineman to win the Outland Trophy since 1969...was runner up as the ACC Player-of-the-Year...twice an All-ACC pick and the winner of the Jacobs Blocking Trophy as the league's top blocker 2 yrs. in succession...played in both the Peach and Tangerine Bowls...played 6 games as a junior with a severely sprained ankle and still earned high grades in every contest...a big reason NC State won the ACC rushing crown in 1977 and was 2nd the following 2 yrs....played in both the Hula and Japan Bowls...Won the H.C. Kennett Award as NC State's top all-around student-athlete for the 1979-80 school year...has a degree in sociology with a criminal justice minor...was a standout athlete at Highland High in Medina, OH, where he lettered in track and wrestling in addition to football...won all-state honors in football...recruited for NC State by Lou Holtz...served as the 1990 Honorary Chairman for the NCSU Wolfpack Club's Student Aid Association, which is designed to raise money for scholarships for student-athletes...has his commercial pilot's license...is a certified flight instructor...Jim and his wife, Harriett, have 3 sons, John (9/20/82), Harrison (7/28/87) and Nicholas (12/1/92).

RITCHER'S NFL RECORD

YEAR	CLUB	G/GS
1980	Buffalo	14/0
1981	Buffalo	14/3
1982	Buffalo	9/0
1983	Buffalo	16/16
1984	Buffalo	14/14
1985	Buffalo	16/16
1986	Buffalo	16/16
1987	Buffalo	12/12
1988	Buffalo	16/16
1989	Buffalo	16/16
1990	Buffalo	16/16
1991	Buffalo	16/16
1992	Buffalo	16/16
TOTALS		191/157

PLAYOFFS

TOTALS	G/GS - 16/13
--------	--------------

Games Started: (1988—vs. Houston, at Cincinnati; 1989—at Cleveland; 1990—vs. Miami, vs. Raiders, S.B.XXV; 1991—vs. Kansas City, vs. Denver, S.B.XXVI; 1992—vs. Houston, at Pittsburgh, at Miami, S.B.XXVII),
Games Played: (1980—at San Diego; 1981—at Jets, at Cincinnati).

8 MATT RODGERS

QUARTERBACK

Ht: 6-3 Wt: 205
 College: Iowa
 NFL Years: 1
 How Acquired: D-12,'92
 1992 Games Played/Started: 0/0
 (Developmental Squad)
 Career Games Played/Started: 0/0
 Playoff Games Played/Started: 0/0
 Birthdate: 1/8/69
 Birthplace: Grand Forks, SD
 Residence: Minneapolis, MN



PRO: Impressed Bills coaches with his ability to pick up the system quickly...played very well in his '92 preseason opportunities, completing 60% of his passes and connecting on a 59-yarder.

1992: Was a member of the Bills' Developmental Squad for the entire season.

COLLEGE/PERSONAL: Full name—Matthew M. Rodgers...2-time All-Big Ten selection at QB (junior and senior years)...finished his Hawkeye career as 3rd leading passer all-time (6,725)...ranks 10th on Big Ten career passing yards chart...finished his Iowa career with 550 comp. in 906 atts. for 6,725 yards with 41 TDs and 33 INTs...joined Chuck Long as the only Iowa QB to throw for over 2,000 in 3 seasons...2nd to Long in completions (550) and TD passes (41)...was Big Ten Co-MVP in junior season...rushed for 2 TDs and threw for

RODGERS, continued

one vs. Washington in '91 Rose Bowl...was selected to AP All-Big Ten HM list as a sophomore...was #2 QB in the nation as a senior at Walpole (MA) High, according to Parade...was state player of the year by Gatorade and USA Today and New England Player of the Year by Gatorade...son of Jimmy Rodgers, former head coach of the Boston Celtics and Minnesota Timberwolves...majored in communications.

19 BARRY ROSE

WIDE RECEIVER

Ht: 6-0 Wt: 185
 College: Wisc.-Stevens Point
 NFL Years: 1
 How Acquired: D-10,'92
 1992 Games Played/Started: 0/0
 (Developmental Squad)
 Career Games Played/Started: 0/0
 Playoff Games Played/Started: 0/0
 Birthdate: 7/28/68
 Birthplace: Hudson, WI
 Residence: Stevens Point, WI



PRO: Has good hands with decent speed and a good knack for getting open...used the '92 season as a real learning experience as an understudy to the likes of Don Beebe, James Lofton and Andre Reed.

1992: Was a member of the Bills' Developmental Squad for the entire season.

COLLEGE/PERSONAL: Full name—Barry Allan Rose...was voted MVP of the Division III Wisconsin State University Conference in 1991...led the conference in receptions with 63 for 1,107 yards...also led the conference in scoring with 66 points (11 TDs)...ranked nationally among top 5 receivers in catches and yards per catch (17.8)...caught 161 passes for 2,623 yards and 27 TDs in collegiate career...was a RB until 1990...played prep ball at Baldwin-Woodville (WI)...Barry and his wife, Tammy, have a son, Cody (9/27/88).

58 GLENELL SANDERS

LINEBACKER

Ht: 6-0 Wt: 235
 College: Louisiana Tech.
 NFL Years: 3
 How Acquired: FA-'93
 1992 Games Played/Started: 0/0
 Career Games Played/Started: 18/1
 Playoff Games Played/Started: 2/0
 Birthdate: 11/4/66
 Birthplace: Clinton, LA
 Residence: Clinton, LA



PRO: An aggressive and intense LB who originally signed with Chicago as a FA prior to the 1990 season...signed with the Rams during Plan B period in 1991...signed with Buffalo in May of 1993.

1992: Participated in the Rams training camp but was released just before the regular season and sat out the entire year.

1991: Appeared in all 16 games with 1 start for the Rams...led the team in special teams tackles with 13...of his 22 tackles, 20 were solos...made 5 TTs in his only NFL start, against the Giants (9/8).

1990: Saw action in 2 games for Chicago and earned a game ball for his special teams efforts vs. Tampa Bay (12/23)...other showing was against Kansas City in the final week of the season...also saw action for the Bears in postseason games against New Orleans and the Giants.

COLLEGE/PERSONAL: Full name—Glenell Sanders...was a 3-time Kodak All-America at Louisiana Tech...named All-Louisiana Defensive Player of the Year 3 times...holds Louisiana Tech records for career tackles (551) and single season total tackles (183 in '87 and '88)...had 15 or more tackles in 20 games...named offensive and defensive MVP for Clinton (LA) High.

SANDERS DEFENSIVE STATS

YEAR	CLUB	G/GS	TT	UT	AT	SACKS	QB PR.	INT	PD	FF	FR
1990	Chicago	2/0	2	0	2	0	0	0	0	0	0
1991	Rams	16/1	22	20	2	0	0	0	0	0	0
1992	out of football										
TOTALS		18/1	24	20	4	0	0	0	0	0	0

ADDITIONAL CAREER STATISTICS: *Special Teams Tackles*—15 Total (2 ATs in 1990; 5 UTs and 8 ATs in 1991).

SANDERS, continued

PLAYOFFS

YEAR CLUB	G/GS	TT	UT	AT	SACKS	QB PR.	INT	PD	FF	FR
1990 Chicago	2/0	0	0	0	0	0	0	0	0	0

ADDITIONAL PLAYOFF STATS: *Special Teams TTs*—2 UTs vs. N. O. & 1 FF

24 KURT SCHULZ

SAFETY

Ht: 6-1 Wt: 208
 College: Eastern Washington
 NFL Years: 2
 How Acquired: D-7-'92
 1992 Games Played/Started: 8/1
 Career Games Played/Started: 8/1
 Playoff Games Played/Started: 2/1
 Birthdate: 12/12/68
 Birthplace: Wenatchee, WA
 Residence: Yakima, WA



PRO: A hard-hitting DB who is always around the action, often creating it...plays well on special teams and loves to break up the wedge...was the 15th player selected in the '92 draft.

1992: Earned a spot on the roster and was utilized in the dime package on opening day vs. the Rams...made his first NFL start the following week at San Francisco and tallied 6 TTs...was only the 6th Buffalo rookie to draw a start since 1988...recovered a fumble at New England (9/27)...was placed on IR (10/26) with a knee injury and was activated off IR 12/19...started the Houston playoff game (1/3) in dime coverage and played at Pittsburgh (1/9)...was 1 of the 2 inactives for the championship game and S.B.XXVII...finished the season as the 10th leading tackler on special teams with 6.

COLLEGE/PERSONAL: Full name—Kurt Erich Schulz...was named All-Big Sky second team in senior year and GTE All-America Academic second team, too...was previously named to All-Big Sky second team as a junior and first team as a sophomore...also named to AP All-America third team as a sophomore...finished Eastern Washington career as the 2nd leading tackler in school history...219 INT return yardage set a new school mark as did 28 PDs...17 career INTs ranks 4th on all-time Big Sky Conference list...missed senior year at Eisenhower High with a broken right leg...cousin to Joe Steele, former University of Washington standout RB...majored in business administration.

SCHULZ DEFENSIVE STATS

YEAR CLUB	G/GS	TT	UT	AT	SACKS	QB PR.	INT	PD	FF	FR
1992 Buffalo	8/1	14	7	7	0	1	0	0	0	1
TOTALS	8/1	14	7	7	0	1	0	0	0	1

ADDITIONAL CAREER STATISTICS: *Special Teams Tackles*—6 (2 UT and 4 AT on KOs in '92).

PLAYOFFS

YEAR CLUB	G/GS	TT	UT	AT	SACKS	QB PR.	INT	PD	FF	FR
1992 HOUS.	1/0	2	1	1	0	0	0	0	0	0
1992 @Pitts.	1/0	0	0	0	0	0	0	0	0	0
1992@Miami/S.B.XXVII—Inactive										
TOTALS	2/0	2	1	1	0	0	0	0	0	0

78 BRUCE SMITH

DEFENSIVE END

Ht: 6-4 Wt: 274
 College: Virginia Tech
 NFL Years: 9
 How Acquired: D-1A, '85
 1992 Games Played/Started: 15/15
 Career Games Played/Started: 108/104
 Playoff Games Played/Started: 13/13
 Birthdate: 6/18/63
 Birthplace: Norfolk, VA
 Residence: Norfolk, VA



PRO: Continues to be a dominant force as one of the premier defensive players in the game today...has made the Pro Bowl trip 5 times and was the game's MVP in 1987...was 1 sack shy of the AFC leader in 1989 and '90 and just 1/2 sack shy the previous 3 seasons...is the Bills' all-time sack leader...was the first player chosen in the 1985 draft.

1992: Made a return trip to the Pro Bowl, the 5th of his career...was selected

SMITH, *continued*

to The Sporting News All-Pro team, the Football News and Pro Football Weekly All-AFC squads and AP All-Pro second team...in addition, was chosen as the NFL Defensive Player of the Week for the Championship game at Miami (1/17)...was also nominated as the Bills recipient of the 1992 Ed Block Courage Award...his 14 sacks ranks as the 3rd highest single season total (he holds the highest 2 of 19 in 1990 and 15 in 1986)...led the defense on opening day with 9 tackles (8 solos), a pair of sacks and 5 QB pressures...had another outstanding game vs. the Colts (9/20) with 11 TTs (9 solos), 3 sacks and a pair of QB pressures...recorded his 23rd multi-sack game of his career vs. Denver (12/12)...was inactive at New Orleans (12/20) with cracked ribs...was the 3rd leading tackler in the playoffs with 20 TTs and led all Bills defenders with 3.5 sacks and 3 FTs.

1991: In the most frustrating season of his career, the perennial All-Pro appeared in only 5 regular season games...was sidelined after the first week of training camp when he had his knee scoped...had hoped to return to action in Week 3, but did not make it back until the Chicago game (9/29-Week 5)...was inactive the following week at Kansas City and was then placed on IR 10/12...activated from IR on 11/30 and appeared in only his second game vs. the Jets (12/1)...upped his career sack total to 78 with one at the Raiders (12/8)...played in all 3 playoff games at less than 100 percent, but was still effective.

1990: Was the most dominant defensive player in the NFL, according to most experts, with honors and statistics to prove it...was selected to his fourth Pro Bowl...was named Defensive Player of the Year by AP, UPI, Football News, Pro Football Weekly, 101 Club...was also named to All-Pro teams by AP, PFWA, Pro Football Weekly, The Sporting News, NEA, College and Pro Football Weekly, Football Digest and Sports Illustrated's Dr. Z...was also named to All-AFC teams by Football News, and UPI...in addition, was named Touchdown Magazine's Player of the Year, NFL Alumni's Defensive Lineman of the Year and was the AFC Player of the Month (December)...was second in the NFL in sacks with 19, just 1 behind K.C.'s Derrick Thomas' 20...his 19 sacks set a new club single season record, breaking his own mark of 15 in 1986...equalled LB Cornelius Bennett's feat of being named AFC Defensive Player-of-the-Week twice in consecutive games against Indianapolis (12/9) and the Giants (12/15)...was second on the Bills' tackle list with 101 TTs...completely dominated some games, such as the Colts contest when he sacked QB Jeff George 4 times...came up with one of the biggest plays of Super Bowl XXV when he sacked Giants QB Jeff Hostetler in the end zone for a safety in the second quarter that gave the Bills a 12-3 lead.

1989: Became the Bills all-time leader in sacks when he surpassed Ben Williams' 51 and finished the '89 campaign with 57.5 career sacks...broke Williams' record in the Jets game (10/22) when he made 3 sacks...was selected as a starter in the Pro Bowl for the 3rd consecutive year...was voted to the Pro Football Weekly and UPI All-AFC squads and AP All-Pro Second Team...finished 4th in team tackles with 88...recorded 7 solos and 1/2 sack in the playoff game at Cleveland.

1988: Had a fantastic season that included being selected to the following post-season honors: Pro Bowl; first team units on AP All-Pro, PFWA All-Pro, UPI All-AFC, The Sporting News All-Pro, College and Pro Football Weekly All-Pro, Pro Football Weekly All-Pro, Pro Football Weekly All-AFC, Sports Illustrated All-Pro, Football News All-AFC and World Almanac All-Pro teams; UPI AFC Co-Defensive Player-of-the-Year; Bills Monday Quarterback Club Defensive MVP...tied for the second most sacks in the AFC with Lee Williams of San Diego at 11 (only 1/2 behind leader Greg Townsend of the Raiders), though he played in only 12 games...missed the first 4 games of the season when he was suspended by the NFL under its substance abuse program...was 9th on the team in tackles with 56, but first in sacks with 11...still managed to record 2 QB sacks against Cincinnati in the AFC title game, though he missed some of the game with an injury.

1987: Had an outstanding season which ended with a trip to the Pro Bowl where he won the Dan McGuire Award as the game MVP...named 1st team All-Pro by PFWA, The Sporting News, AP and Sports Illustrated...also won the Miller Lite/NFL Defensive Lineman-of-the-Year and was the UPI Defensive Player-of-the-Year...landed 1st team berths on the UPI, PFWA and Football News ALL-AFC teams and was the NFLPA AFC Defensive Lineman-of-the-Year...led all Bills' defensive linemen with 78 tackles, which ranked 4th on the squad...his dozen sacks were the most by a defensive lineman in the AFC...also registered 17 QB pressures...won AFC Defensive Player-of-the-Week honors for his 6 tackle, 3 sack effort vs. the Colts (12/13) in which 1 sack came late in the game when he dropped Sean Salisbury in the end zone, causing a fumble which he recovered for his 1st ever TD...partially blocked a FG vs. the Raiders (12/6)...started the season off with 13 tackles vs. the Jets for his career high...ran his streak of games with at least 1 sack to 9 during the year (going back to '86) before it ended against the Redskins (11/1).

1986: Named second team All-AFC by UPI and HM All-Pro by AP...just missed leading the AFC in sacks when he set a new Bills' record of 15...ironically, tied again with San Diego's Lee Williams for second most in conference, just 1/2

B. SMITH, continued

behind a Raider, Sean Jones, as in '88...his 63 tackles was 7th on the club...just missed a trip to the Pro Bowl and was an alternate...had at least 1 sack in all but 3 games...also missed nearly 3 quarters of the Tampa Bay contest (11/2) with a bruised knee that kept him from starting the next week vs. Pittsburgh.

1985: Was voted the AFC Defensive Rookie-of-the-Year in balloting done by the NFLPA...was also named to the Football Digest All-Rookie team... led the Bills in sacks as a rookie with 6.5 and started 13 of 16 games...led the team in QB pressures with 25 and FR with 4...used some on short-yardage situations as a FB...carried the ball for no yards vs. the Jets (12/8)...his crushing block wiped out 2 San Diego LB's to clear the path for Joe Cribbs 1-yard TD run (12/1).

COLLEGE/PERSONAL: Full name—Bruce Bernard Smith...the 1985 Outland Trophy winner and a consensus 1st team All-America choice as a senior at Virginia Tech...came out of college as the #1 prospect in the country...registered 46 career sacks for the Hokies and had 25 other tackles behind the LOS...4-year tackle total was 180...twice chosen as Tech's MVP and twice selected as the top collegian in the state of Virginia...helped Tech earn a berth to the Independence Bowl...was also named to the All-South Independent team 3 years in a row...a high school All-American in football at Booker T. Washington in Norfolk, VA...also played basketball and helped Washington to a Virginia state championship as a senior...a sociology major at Tech...donated \$50,000 to the Virginia Tech scholarship fund in 1987...purchased a group of tickets for each home game in 1986-88 which he donated to grandparents through the National Council of Senior Citizens...the Bills' spokesman in their United Way television spot in '87...raised \$5,000 for the Variety Club Tele-a-thon in 1990 with the sale of his "Leader of the Sack" poster...wife's name—Carmen.

B. SMITH'S DEFENSIVE STATS

YEAR	CLUB	G/GS	TT	UT	AT	SACKS	QB PR.	INT	PD	FF	FR
1985	Buffalo	16/13	48	32	16	6.5	—	0	2	0	4
1986	Buffalo	16/15	63	36	27	15	—	0	1	3	0
1987	Buffalo	12/12	78	60	18	12	—	0	2	3	2
1988	Buffalo	12/12	56	39	17	11	—	0	1	3	0
1989	Buffalo	16/16	88	66	22	13	—	0	1	0	0
1990	Buffalo	16/16	101	82	19	19	14	0	6	4	0
1991	Buffalo	5/5	18	13	5	1.5	4	0	0	0	0
1992	Buffalo	15/15	89	66	23	14	22	0	3	3	0
TOTALS		108/104	541	394	147	92	—	0	16	13	6

ADDITIONAL CAREER STATISTICS: *Safeties*—1 in 1988 vs. Indianapolis.

PLAYOFFS

YEAR	CLUB	G/GS	TT	UT	AT	SACKS	QB PR.	INT	PD	FF	FR
1988	HOUS.	1/1	2	1	1	1	—	0	1	0	0
1988	@Cin.	1/1	5	4	1	2	—	0	0	0	0
1989	@Clev.	1/1	7	7	0	0.5	—	0	0	0	0
1990	MIAMI	1/1	2	2	0	0	2	0	2	0	0
1990	RAIDERS	1/1	0	0	0	0	1	0	1	0	0
1990	S.B.XXV	1/1	5	4	1	1*	0	0	0	0	0
1991	K.CITY	1/1	0	0	0	0	0	0	1	0	0
1991	DENVER	1/1	3	3	0	1	2	0	1	0	0
1991	S.B.XXVI	1/1	1	1	0	0	0	0	1	0	0
1992	HOUS.	1/1	4	4	0	0	0	0	0	0	0
1992	@Pitts.	1/1	5	4	1	1	0	0	0	1	0
1992	@Miami	1/1	6	5	1	1.5	0	0	1	1	0
1992	S.B.XXVII	1/1	5	4	1	1	0	0	0	1	0
TOTALS		13/13	43	37	6	9	—	0	8	3	0

*Sacked Jeff Hostetler for a safety

ADDITIONAL PLAYOFF STATS: *Blocked Punts*: 1988—1 vs. Houston.

56 DARRYL TALLEY

LINEBACKER

Ht: 6-4 Wt: 235

College: West Virginia

NFL Years: 11

How Acquired: D-2, '83

1992 Games Played/Started: 16/16

Career Games Played/Started: 156/128

Playoff Games Played/Started: 13/13

Birthdate: 7/10/60

Birthplace: Cleveland, OH

Residence: Orchard Park, NY



PRO: Is considered one of the most important players on the squad by his teammates...labeled "one of the league's most underrated players", he somewhat broke free of the title when he was selected to the 1991 Pro Bowl as the "need" player by coach Art Shell and then voted in by his peers following the

TALLEY, *continued*

91 season...one of the top tacklers on the defensive unit each of the last 6 seasons...was the 39th player selected in the 1983 draft when the Bills chose him in the second round...considered the "heart and soul" of the Bills defense by his teammates.

1992: Recorded more tackles than any other Bills defender during the regular season with 106 and through the playoffs with 29...posted his 3rd consecutive 100+ tackling season...set a new club mark for most consecutive games played with 156th at the Jets (10/26) and celebrated by recording 14 TTs to lead the squad...in fact, was Buffalo's leading tackler in 8 of the 16 regular season games...was forced to leave the Colts game (9/20) with an abdominal strain, but once again proved his toughness by starting the following week at New England and led the team in TTs with 9...led the team in tackles in the playoff games at Pittsburgh (1/9) and Miami (1/17).

1991: Finished second in team tackles with 117, just 5 behind leader Shane Conlan...tied for the team lead in INTs (5) with CB Nate Odomes...also tied for the team lead in FPs (4) with Bennett...played in his second Pro Bowl, but it marked the first time he was bestowed the honor by his fellow colleagues...ran a streak of 9 consecutive regular season games (Cincinnati, 10/21-Detroit, 12/22) of being involved in a defensive takeaway when he recorded an INT and FR in the season finale...his INT vs. Detroit (12/22) moved him into 6th place for career INTs for a LB with 8...sacked John Elway in the championship game.

1990: Put together an incredible season that culminated in his first trip to the Pro Bowl...was selected to The Sporting News All-Pro team, Football News All-AFC team, SI's Dr. Z's All-Pro team and UPI All-AFC second team...led the Bills in tackles with 123 TTs...was selected as the AFC Defensive Player-of-the-Week for his 9 tackles vs. Miami (12/23)...recorded tackle number 600 vs. New England (11/18)...made the return trip to his hometown of Cleveland (11/4) very special when he recorded 2 INTs, one of which he returned 60 yards for his first NFL TD while his brother, John (former Cleveland TE), chased him unsuccessfully...was selected by his teammates as Buffalo's recipient of the Ed Block Courage Award for his amazing comeback following surgeries...had both elbows and his left knee scoped in one offseason day...re-injured his left knee in training camp, had it scoped again less than 3 weeks before the season opener, but started that first game and tied for the second most tackles of the day...scored the last of 3 first quarter TDs in Buffalo's 51-3 route of the Raiders in the AFC title game when he returned an INT 27 yards.

1989: Tied for second in team tackles with Ray Bentley at 97, just 2 behind leader Leonard Smith's 99...finished second in team sacks with 6...was the only Buffalo LB to start every game...blocked Tony Zendejas' FG attempt (which Mark Kelso picked up and ran in for a TD) at end of first half of Houston game...also blocked a FG against the Jets (12/23) to give him the distinction of being the only Bills' player to block a kick (2) in 1989...recorded 5 tackles and 1 sack in Cleveland playoff game.

1988: Finished as the team's 6th leading tackler with 73...did not start against Miami in Week 2 after suffering an ankle injury in the opener...missed almost the entire Cincinnati game during the regular season when he suffered a bruised right thigh in first series...led the Bills in tackles in both playoff games.

1987: Was third on the team in tackles with 79...made the move to ROLB from LOLB in training camp...hampered by an elbow injury part of the year which he suffered against the Dolphins (10/25)...also suffered a broken finger vs. the Raiders (12/6).

1986: Was Buffalo's second leading tackler with 116 stops...worked both sides at OLB...started the first 7 games on the right before moving to the left for the final 9 games after Lucius Sanford returned to the starting lineup following an injury...led the club with 16 QB pressures.

1985: Was the regular LOLB in the first 5 games before being replaced by Guy Frazier for the final 11 games...slowed for the final 2 games of the season with an injury to his right knee...hurt the knee against Pittsburgh (12/15) and was sub-par physically the final week against Miami...postseason surgery corrected the problem.

1984: Was a starter for the first time in his career...started all 16 games at LOLB and finished 6th in tackles with 84 and led the team with 5 sacks.

1983: Had a fine rookie season as a reserve OLB and special teams performer...had 5 sacks...backed up Ervin Parker on the left side...his biggest sack of the season came at Miami (10/9) when he dropped Dan Marino for a 13-yard loss in Bills' 38-35 OT win.

COLLEGE/PERSONAL: Full name—Darryl Victor Talley...ranked as one of the top defensive players ever at West Virginia...a consensus All-American as a senior when he led the Mountaineers to a Gator Bowl berth...a 4-year starter who ran up 484 tackles, 19 sacks, 5 FRs and 5 INTs...had an outstanding game against Pitt as a senior which included an INT of a Dan Marino pass which helped set up a FG and blocked a punt which he fell on for a TD...was Sports Illustrated's Defensive Player-of-the-Week following WVU's win over Boston College when he had 15 tackles...played in the Hula Bowl and Peach Bowl...has a degree in physical education...attended Sha High School in East Cleveland...gained national notoriety during the '93 offseason when he worked at a MacDonald's restaurant in Rochester, NY, as part of a training program for prospective owners...Darryl and his wife, Jeanine, have 2 daughters, Alexandra (3/14/87) and Gabrielle (1/6/93).

TALLEY'S DEFENSIVE STATS

YEAR CLUB	G/GS	TT	UT	AT	SACKS	QB PR.	INT	PD	FF	FR
1983 Buffalo	16/0	39	26	13	5	—	0	0	0	1

VETERAN PLAYERS

TALLEY, continued

1984	Buffalo	16/16	84	59	25	5	—	1	3	0	0
1985	Buffalo	16/5	43	23	20	2	—	0	1	0	0
1986	Buffalo	16/16	116	71	45	3	16	0	4	0	1
1987	Buffalo	12/12	79	52	27	1	—	0	2	0	1
1988	Buffalo	16/15	73	46	27	2.5	—	0	2	2	1
1989	Buffalo	16/16	97	70	27	6	—	0	2	1	0
1990	Buffalo	16/16	123	79	44	4	5	2*	6	0	1
1991	Buffalo	16/16	117	89	28	4	10	5	6	4	2
1992	Buffalo	16/16	106	73	33	4	2	0	4	2	0
TOTALS		156/128	877	588	289	36.5	—	8	30	9	7

*1 INT was returned for 60-yard TD @Cleveland

ADDITIONAL CAREER STATISTICS: 2 KO returns for 9 yds. in 1983; *Blocked FGs*—3 Total: 1989—2 (@Houston, @Jets); 1990—1 (vs. Denver).

PLAYOFFS

YEAR	CLUB	G/GS	TT	UT	AT	SACKS	QB PR.	INT	PD	FF	FR
1988	HOUS.	1/1	7	7	0	1	1	0	0	0	0
1988	@Cin.	1/1	11	7	4	0	1	0	1	0	0
1989	@Clev.	1/1	5	3	2	1	2	0	0	0	0
1990	MIAMI	1/1	9	4	5	0	0	0	1	0	0
1990	RAIDERS	1/1	7	4	3	0	0	2*	3	0	0
1990	S.B.XXV	1/1	7	3	4	0	0	0	1	0	0
1991	K.CITY	1/1	6	5	1	0	0	0	0	0	0
1991	DENVER	1/1	5	2	3	1	0	0	0	0	0
1991	S.B.XXVI	1/1	6	4	2	0	0	0	0	0	0
1992	HOUS.	1/1	7	6	1	1	1	0	0	1	0
1992	@Pitts.	1/1	7	7	0	1	0	0	0	0	0
1992	@Miami	1/1	8	4	4	0.5	1	0	0	0	1
1992	S.B.XXVII	1/1	7	3	4	0	1	0	1	0	0
TOTALS		13/13	92	59	33	5.5	7	2	7	1	1

*1 INT returned for 27-yard TD

89 STEVE TASKER

WIDE RECEIVER

Ht: 5-9 Wt: 181

College: Northwestern

NFL Years: 9

How Acquired: W-'86 (Houston)

1992 Games Played/Started: 14/2

Career Games Played/Started: 104/2

Playoff Games Played/Started: 13/0

Birthdate: 4/10/62

Birthplace: Smith Center, KS

Residence: East Aurora, NY



PRO: Is a strong candidate for the title of the NFL's greatest special teams player of all-time...became the first true special teams player to be selected as the Pro Bowl MVP when he did so in the 1993 game...was selected by his peers and coaches to represent the AFC as the special teams player in the 1988, '91, '92 and '93 Pro Bowls...also works as a reserve WR and can be called upon as a kick returner...has caught 4 passes in his Buffalo career and 3 have been for TDs...the Bills claimed him on waivers from Houston in Nov. '86 after he played with the Oilers in parts of 1985 and 1986...was the 226th player selected when the Oilers selected him in the 9th round in 1985.

1992: Was selected to All-Pro teams by College & Pro Football Newsweekly and PFWA along with Pro Football Weekly All-AFC team and Bills Monday QB Club Co-Special Teams Player of the Year...put a devastating blow on the Rams' Vernon Turner in the opening week that set the tone for the Bills and carried his enthusiasm straight through to his Pro Bowl MVP honor...finished the season in a tie for 2nd place among Buffalo's special teams' tacklers with 19, though he often drew double teams and sometimes even triple teams...made his first career WR start at San Francisco (9/13)...made his first rushing attempt as a Bill when he scampered 9 yds. vs. Miami (10/4)...recovered a fumble on KO coverage vs. New England (11/1)...tackled Atlanta's Deion Sanders on the 8-yard line of the opening KO to mark the shortest return of the season for the ever-dangerous Sanders...sat out the Houston game (12/27) with a sore knee.

1991: Was selected for a return trip, his third, to the Pro Bowl following another outstanding season of special teams play...was selected to Pro Football Weekly's All-NFL and All-AFC squads, College and Pro Football Weekly's All-Pro second team and Ford's All-Madden team...led the Bills in special teams tackles with 26...displayed his athletic ability by running down Pittsburgh KR Rod Woodson from behind on a KO...recorded his first Buffalo regular season reception that did not go for a TD at Tampa Bay (9/22) on a 19-yard Jim Kelly toss...made a spectacular over-the-shoulder catch of a Chris Mohr punt at Kansas City's 3-yard line (10/7)...blocked New England's Shawn McCarthy's punt attempt (11/24) to record his sixth career blocked

TASKER, continued

punt...came from mid-field to make the key block on a Raider closing in on Al Edwards during his TD KO return.

1990: Displayed one of the finest all-around special teams performances in Bills history in 1990 and was awarded for his efforts with his second trip to the Pro Bowl...finished fourth in Buffalo special teams tackles with 25 and posted some impressive stats that included 2 blocked punts, 2 FFs inside the 20-yard line, 2 FRs and 2 UTs inside the 10-yard line on KOs...the first blocked punt was picked up by James Williams, who raced 38 yards for the TD that sparked the Bills to a 38-24 comeback victory over the Raiders...after 5 years finally made his first reception as a Bill and turned it into a 24-yard TD from Kelly against Phoenix (11/11)...made his second catch vs. Washington (12/30), another TD, on a 20-yard pass from QB Gale Gilbert.

1989: Finished third in Bills' special teams tackles with 27, but led the team in special teams solo tackles with 11...made 1 solo tackle on special teams in playoff game at Cleveland.

1988: Missed the Cincinnati and Tampa Bay games with a right knee injury suffered against the Jets and underwent surgery at the end of the season...finished 3rd in Bills' special teams tackles with 17...blocked a punt against Pitt. which Robb Riddick picked up and returned 5 yards for a TD.

1987: Made 20 tackles on special teams which ranked 2nd behind John Kaiser (23) and led all players on those units with 3 FFs...blocked a punt for a safety vs. Denver (11/8) and partially blocked 3 others...1 of his FFs came in the OT win over Miami when he forced a Scott Schwedes' fumble in the final period which helped set up a TD to knot the score at 24-24...was voted the top special teams player in the AFC by the NFLPA and Pro Football Weekly bestowed the same honor.

1986: Played 2 games with Houston early in the year before suffering a left knee injury which put him on IR for 7 weeks...after being placed on waivers, he was claimed by the Bills and played the final 7 games...was 3rd in special teams tackles with 8...had a blocked punt against the Patriots (11/23) which helped set up a FG just before the half.

1985: Played in 7 games with Houston...a right knee injury kept him out of the other 9 games...his 26.3 KO avg. would have led the AFC but he did not have enough attempts to qualify for conference lead.

COLLEGE/PERSONAL: Full name—Steven Jay Tasker...was strictly a return specialist at Northwestern where he won 3 letters...transferred from Dodge City C.C. in Kansas after 1 year...still leads all Northwestern players for career KO avg. with a 24.3 mark...his 17.9 avg. for total kick returns also is a NU record...had 28 punt returns for a 10.8 avg...attended Wichita County HS in Leoti, KS...won 4 gold medals in the state track meet during his career, specializing in the 100, 200 and long jump...has a degree in communication studies from Northwestern and would like to be a sportscaster in the future...served an internship with WBKW-TV in Buffalo during the offseasons...was the Bills' nominee for the 1989 Ed Block Courage Award...served as an instructor for the highly acclaimed Women Understanding Football class in the Buffalo area...was the Bills' 1992 spokesman for the United Way commercial spot that ran nationally...hosts his own TV show on Buffalo's ABC affiliate (WKBW-TV)...Steve and his wife, Sarah, have 3 children; Deacon (9/16/87), Annelise Christine (5/6/89) and Lucas (1/18/91).

TASKER'S KICKOFF RETURN STATS

YEAR	CLUB	G/GS	NO	YDS	AVG	TD	LG
1985	Houston	7/0	17	447	26.3	0	52
1986	Hous/Buff	9/0	12	213	17.8	0	24
1987	Buffalo	12/0	11	197	17.9	0	39
1988	Buffalo	14/0	0	0	0.0	0	0
1989	Buffalo	16/0	2	39	19.5	0	20
1990	Buffalo	16/0	0	0	0.0	0	0
1991	Buffalo	16/0	0	0	0.0	0	0
1992	Buffalo	14/2	0	0	0.0	0	0
TOTALS		58/0	42	896	21.3	0	52

TASKER'S RECEIVING STATS

YEAR	CLUB	REC	YARDS	AVG	LG	TD
1985	Houston	2	19	8.5	10	0
1990	Buffalo	2	44	22.0	24t	2
1991	Buffalo	2	39	19.5	20t	1
1992	Buffalo	2	24	12.0	17	0
TOTALS		8	126	15.8	24t	3

ADDITIONAL CAREER STATISTICS: *Special Teams Tackles:* 150 Total—1985 (8), 1986 (8), 1987 (20), 1988 (17), 1989 (27), 1990 (25), 1991(26), 1992 (19); *Blocked Punts:* 6 Total—1986 (1-@New England), 1987 (1-vs. Denver), 1988 (1-vs. Pittsburgh), 1990 (2- vs. Raiders and vs. Philadelphia), 1991 (vs. New England); 2 rushing atts. for 16 yards in 1985.

PLAYOFFS

TOTALS	G/GS	SPECIAL TEAMS TACKLES
	13/0	13

ADDITIONAL PLAYOFF STATS: *Receiving:* 1990—2 rec., 53 yards, 26.5 avg, 44 LG, 0 TD; *Blocked Punts:* 1 in S.B.XXVII.

87 ED THOMAS

TIGHT END

Ht: 6-3 Wt: 251

College: Houston

NFL Years: 3

How Acquired: FA-'92

(Plan B from Tampa Bay)

1992 Games Played: 0 (IR-knee)

Career Games Played/Started: 13/0

Playoff Games Played/Started: 0/0

Birthdate: 5/4/66

Birthplace: New Orleans, LA

Residence: New Orleans, LA



PRO: Originally signed with Tampa Bay as a FA on 8/2/90, but was waived 8/22/90...was re-signed to Developmental Squad 10/1/90...was then added to active roster (10/16) and played in 7 games prior to being waived again on 12/23...signed with the Bills 3/23/92 as a Plan B acquisition...made a successful switch from a college LB to a pro TE.

1992: Was placed on IR for the season with a knee injury.

1991: Suffered a knee injury at Detroit (9/29) and underwent arthroscopic surgery 10/1...spent the next 4 weeks on IR before returning 11/19...was inactive 5 of the last 7 contests and saw action in just the last game vs. Indianapolis (12/22)...had the best game of his young career vs. Buffalo (9/22) as he caught 4 passes for 55 yards (his first NFL catches).

1990: Was utilized in short yardage situations as the third TE behind Ron Hall and Jesse Anderson...did not catch a pass, but recorded 2 KO coverage tackles.

COLLEGE AND PERSONAL: Full name—Edward Lee Thomas...entered the University of Houston as a TE, but was converted to a LB when the offense switched to the Run and Shoot...started last half of 1988 season and all of '89 at MLB...was one of the team's top special teams player his sophomore year and started at TE his freshman season...was a 3-year letterman at Booker T. Washington HS in New Orleans...was an all-metro and all-state selection in football, all-district in basketball and all-metro in track...also a member of the high school honor roll...has been very active in communities he's lived in with youth groups and drug programs...majored in communications.

E. THOMAS' RECEIVING STATS

YEAR	CLUB	G/GS	REC	YDS	AVG	LG	TD
1990	Tampa Bay	7/0	0	0	0.0	0	0
1991	Tampa Bay	6/0	4	55	13.8	19	0
TOTALS		13/0	4	55	13.8	19	0

34 THURMAN THOMAS

RUNNING BACK

Ht: 5-10 Wt: 197

College: Oklahoma State

NFL Experience: 6

How Acquired: D-2,'88

1992 Games Played/Started: 16/16

Career Games Played/Started: 78/78

Playoff Games Played/Started: 13/13

Birthdate: 5/16/66

Birthplace: Houston, TX

Residence: Missouri City, TX



PRO: Has made his name synonymous with the phrase "the world's best all-purpose running back" after eclipsing the great Jim Brown's mark of leading the league in total yards from scrimmage for 3 consecutive seasons with his 4th in 1992 (1,913-1989, 1,829-1990, 2,038-1991, 2,113-1992)...climbed to the pinnacle of his profession in 1991 by being selected as the NFL's Most Valuable Player...earned 4 trips to the Pro Bowl (1989, '90, '91, '92-DNP)...was the 40th player selected in the 1988 draft when the Bills chose him in the second round.

1992: Was selected to the UPI All-AFC team, Football News All-AFC team, Pro Football Weekly All-AFC team...AP All-Pro second team, College and Pro Football Newsweekly All-Pro second team...was also honored by the NFL as AFC Offensive Player of the Week for Weeks 10 & 15...was Football News Player of the Week for Weeks 1 & 10...his 2,113 total yards from scrimmage ranks as the 9th best in NFL history...became the 6th player in Bills history to score 4 TDs in a game when he did so vs. the Rams (9/6)...the opening Jay game also marked the 25th 100-yard rushing performance of his career...went over the 5,000-yard

T. THOMAS, *Continued*

rushing plateau at San Francisco (9/13)...moved into 10th place on the Bills all-time receiving list vs. Indy (9/20)...caught the game-winning TD pass in the final minute at the Jets (10/26)...left early vs. New England (11/1) with an elbow bruise...had a career-high 37 carries vs. Pittsburgh (11/8), marking the 2nd most in club history to O.J. Simpson's 39...became the 36th player in NFL history to rush past the 6,000-yard mark with his 120-yard effort vs. Denver (12/12)...rushed for 115 yards at New Orleans (12/20) for his 5th consecutive 100-yard outing...also scored his 50th career TD against the Saints to become only the 5th Bill to score over 300 points...injured his hip in the Houston Wild Card game (1/3) and saw little action in that contest and the playoff encounter at Pittsburgh (1/9)...was back at Miami in the Championship game (1/17).

1991: Recorded a spectacular season that included being named the league's MVP and numerous other accolades including AP MVP, AP Offensive Player of the Year, AP All-Pro team, PFWA MVP and All-Pro team, The Sporting News Player of the Year and All-Pro team, Football News Player of the Year and AFC All-Pro team, College and Pro Football Weekly Offensive Player of the Year and All-Pro team, Pro Football Weekly Player of the Year and All-NFL team, UPI AFC Offensive Player of the Year and All-AFC team, NEA MVP-Jim Thorpe Trophy, News Ent. Assoc. All-Pro team, Sports Illus.' Dr. Z's All-Pro team, Ford All-Madden team and Dunlop Professional Athlete of the Year...became only the 11th player in NFL history to gain over 2,000 combined yards from scrimmage in a season...his 2,038 ranked as the 12th highest single-season total in NFL history...finished third among NFL rushing leaders behind Emmitt Smith (Dallas) and Barry Sanders (Detroit), but played only 1 quarter in the final 2 games...in the season opener vs. Miami (9/1) he became the first RB in Bills' history to record 100 yards rushing and receiving in the same game...became Buffalo's all-time leading receiver for RBs, surpassing Joe Cribbs (180), vs. the Jets (12/1) with 4 catches...also broke his own team record for most receptions by a RB in a season (1989-90) with 62...tied the Bills' record for most receptions in a game (13) at the Jets (9/15), including a 15-yard game winner...moved ahead of Joe Cribbs into second place on Buffalo's all-time rushing list at Miami (11/18)...became only the 21st player in NFL history to rush for over 1,000 yards in 3 consecutive seasons...was named the AFC Offensive Player of the Month for September and November, as well as the AFC Offensive Player of the Week for Weeks 1 and 3.

1990: Posted a stellar season in which he led the NFL in total yards from scrimmage with 1,829 and topped the AFC in rushing with 1,297...was selected to such honors as All-Pro first teams by AP, College and Pro Football Weekly and Football Digest, All-Pro Teams by PFWA, Pro Football Weekly, The Sporting News, NEA and SI's Dr. Z, and All-AFC Teams by UPI and Football News...moved from 8th to 3rd on the Bills' all-time rushing list with 3,422 yards...his 1,297 yards was the most since O.J. Simpson's 1,503 in 1976 and was the fourth best in Bills' history...became only the fifth Bills' player to rush for 200 yards in a single game with 214 at the Jets in Week 3, which was also the NFL's most in 1990...his 80-yard TD run vs. New England (11/18) was a career long and enters the Bills record book as tied for the fourth longest...rose to the occasion in the Miami game (12/23) with 154 yards rushing to offset the injured Jim Kelly...scored a career high 3 TDs at Cleveland (11/4)...passed Joe Cribbs as Buffalo's all-time leading rusher in postseason play (498 yards) with 3 consecutive 100-yard performances...the 138 yards vs. the Raiders and 135 yards in Super Bowl XXV are the top 2 performances in Bills playoff history...31-yard TD run in the Silver Anniversary Super Bowl is also a Bills postseason best.

1989: In addition to being selected to the Pro Bowl, was also voted to UPI All-AFC squad, Pro Football Weekly's All-AFC team, AP Second Team, College and Pro Football Newsweekly All-Pro Second Team and SI's '89 Z Team...tied for the AFC TD lead with Kansas City's Christian Okoye with 12 and non-kicker scoring lead with 72 pts...finished 3rd in the AFC (6th in the NFL) in rushing with 1,244 yards behind Okoye (1,480) and Indianapolis' Eric Dickerson (1,311)...set a new team record for most receptions by a RB in a season with 60 catches, breaking Joe Cribbs' mark of 58...made 13 receptions in playoff game at Cleveland, tying an NFL record for most catches in a playoff game with San Diego's TE Kellen Winslow.

1988: Had an impressive rookie season, leading the Bills in rushing with 881 yards on 207 carries...was the third leading rookie rusher in the NFL...missed more than 3 quarters vs. Seattle with a bruised shin...sat out next game against Miami with a sore leg.

COLLEGE/PERSONAL: Full name—Thurman Lee Thomas...1 of the premier RB's in the country during his college career at Oklahoma State...ran the ball 897 times during his career for 4,595 yards and 43 TD's...the yardage total is 2nd best in Big Eight history to Mike Rozier's 4,780 at Nebraska...no doubt would have been the conference's top rusher if he had not been slowed down much of his junior year with a bad left knee which he injured in a pick-up basketball game in the summer before his junior year...underwent arthroscopic surgery after the injury...had a big sophomore year when he gained 1,650 yards on 327 carries...holds the OSU record with 293 yards rushing in a game which he set in 1987 in the season finale against Iowa State...a 1st team AP All-American and a 2nd team choice by UPI...won 1st team Big Eight honors on the AP and UPI teams 3 years in succession...finished 7th in the

VETERAN PLAYERS



T. THOMAS, *continued*

Heisman Trophy balloting and then capped his senior season by running for 157 yards vs. West Virginia in the Sun Bowl and setting a record with 4 TD's...counting 2 other bowl games (Gator) he gained 5,004 yards and scored 48 TD's...had 155 yards in the Gator Bowl as a freshman vs. South Carolina and was game MVP...was a 2nd team All-America pick as a sophomore by Football News and the The Sporting News and 3rd team by AP...tossed a 12-yard scoring pass on a flea-flicker in the Gator Bowl against Florida State...had 21 100-yard games in his career...played in front of Heisman Trophy winner Barry Sanders...a prep star at Willowridge HS in Missouri City, TX...was chosen all-state and the Player-of-the-Year by the Houston Touchdown Club...was inducted into the Texas High School Hall of Fame during the 1992 offseason...hotel and restaurant major.

THOMAS' RUSHING STATS

YEAR	CLUB	G/GS	ATT	YDS	AVG	LG	TD
1988	Buffalo	15/15	207	881	4.3	37t	2
1989	Buffalo	16/16	298	1244	4.2	38	6
1990	Buffalo	16/16	271	1297	4.8	80t	11
1991	Buffalo	15/15	288	1407	4.9	33	7
1992	Buffalo	16/16	312	1487	4.8	44	9
TOTALS		78/78	1,376	6,316	4.6	80t	35

THOMAS' RECEIVING STATS

YEAR	CLUB	REC	YDS	AVG	LG	TD
1988	Buffalo	18	208	11.6	34	0
1989	Buffalo	60	669	11.2	74t	6
1990	Buffalo	49	532	10.9	63	2
1991	Buffalo	62	631	10.2	50t	5
1992	Buffalo	58	626	10.8	43	3
TOTALS		247	2,666	10.8	74t	16

THOMAS' PLAYOFF RUSHING STATS

YEAR	GAME	ATT	YDS	AVG	LG	TD
1988	HOUSTON	7	75	10.7	40	1
1988	@Cincinnati	4	6	1.5	2	0
1988	@Cleveland	10	27	2.7	7	0
1990	MIAMI	32	117	3.7	14	2
1990	RAIDERS	25	138	5.5	15	1
1990	S.B.XXV	15	135	9.0	31	1
1991	K.CITY	22	100	4.5	19	0
1991	DENVER	26	72	2.8	9	0
1991	S.B.XXVI	10	13	1.3	6	1
1992	HOUSTON	11	26	2.4	6	0
1992	@Pittsburgh	19	54	2.8	11	0
1992	@Miami	20	96	4.8	24	0
1992	S.B.XXVII	11	19	1.7	9	1
TOTALS		212	878	4.1	40	7

THOMAS' PLAYOFF RECEIVING STATS

YEAR	GAME	REC	YDS	AVG	LG	TD
1988	HOUSTON	0	0	0.0	0	0
1988	@Cincinnati	0	0	0.0	0	0
1989	@Cleveland	13	150	11.5	27	2
1990	MIAMI	3	38	12.7	20	0
1990	RAIDERS	5	61	12.2	17	0
1990	S.B.XXV	5	55	11.0	15	0
1991	K.CITY	4	21	5.3	8	0
1991	DENVER	3	15	5.0	8	0
1991	S.B.XXVI	4	27	6.8	8	0
1992	HOUSTON	2	-3	-1.5	-1	0
1992	@Pittsburgh	3	25	8.3	11	0
1992	@Miami	5	70	14.0	19	1
1992	S.B.XXVII	4	10	2.5	7	0
TOTALS		51	469	9.2	27	3

1992 GAME-BY-GAME RUSHING

GAME	G/GS	ATT	YDS	AVG	LG	TD
RAMS	1/1	22	103	4.7	11	3
@San Francisco	1/1	19	85	4.5	11t	1
INDIANAPOLIS	1/1	14	42	3.0	15	0
@New England	1/1	18	120	6.7	31	1
MIAMI	1/1	11	33	3.0	7	0
@Raiders	1/1	16	52	3.3	21	0
@Jets	1/1	21	142	6.8	36	0
NEW ENGLAND	1/1	12	29	2.4	11	0
PITTSBURGH	1/1	37	155	4.2	20	1
@Miami	1/1	22	73	3.3	17	0
ATLANTA	1/1	13	103	7.9	44	0
@Indianapolis	1/1	21	102	4.9	16	0

VETERAN PLAYERS



T. THOMAS, *continued*

JETS	1/1	18	116	6.4	39	0
DENVER	1/1	26	120	4.6	33	1
@New Orleans	1/1	24	115	4.8	41	2
@Houston	1/1	18	97	5.4	16	0
TOTALS	16/16	312	1,487	4.8	44	9

1991 GAME-BY-GAME RUSHING

GAME	G/GS	ATT	YDS	AVG	LG	TD
MIAMI	1/1	25	165	6.6	20	1
PITTSBURGH	1/1	15	107	7.1	33	0
@Jets	1/1	11	62	5.6	20	0
@Tampa Bay	1/1	17	54	3.2	9	0
CHICAGO	1/1	25	117	4.7	19	1
@Kansas City	1/1	13	51	3.9	15	0
INDIANAPOLIS	1/1	20	117	5.9	19	2
CINCINNATI	1/1	14	63	4.5	26	0
NEW ENGLAND	1/1	32	126	3.9	22	1
@Green Bay	1/1	24	106	4.4	21	1
@Miami	1/1	23	135	5.9	30	1
@New England	1/1	25	89	3.6	8	0
JETS	1/1	23	124	5.4	21	0
@Raiders	1/1	15	57	3.8	8	0
@Indianapolis	1/1	6	34	5.7	12	0
DETROIT	DNP					
TOTALS	15/15	288	1,407	4.9	33	7

1990 GAME-BY-GAME RUSHING

GAME	G/GS	ATT	YDS	AVG	LG	TD
INDIANAPOLIS	1/1	20	84	4.2	29	1
@Miami	1/1	8	23	2.9	7	0
@Jets	1/1	18	214	11.9	60	0
DENVER	1/1	13	36	2.8	9	0
RAIDERS	1/1	15	67	4.5	9	0
JETS	1/1	2	5	2.5	3	0
@New England	1/1	22	136	6.2	26	1
@Cleveland	1/1	17	58	3.4	11	2
PHOENIX	1/1	26	112	4.3	43	0
@Houston	1/1	15	54	3.6	9	1
PHILADELPHIA	1/1	21	53	2.5	10	0
@Indianapolis	1/1	16	76	4.7	23	2
@Giants	1/1	21	60	2.8	9	1
MIAMI	1/1	30	154	5.1	13	1
@Washington	1/1	5	0	0.0	0	0
TOTALS	16/16	271	1,297	4.8	80t	11

1989 GAME-BY-GAME RUSHING

GAME	G/GS	ATT	YDS	AVG	LG	TD
@Miami	1/1	13	94	7.2	13	0
DENVER	1/1	11	38	3.5	17	0
@Houston	1/1	12	58	4.8	19	0
NEW ENGLAND	1/1	21	105	5.0	28	1
@Indianapolis	1/1	12	53	4.4	15	0
RAMS	1/1	24	105	4.4	38	0
JETS	1/1	20	49	2.4	9	1
MIAMI	1/1	27	148	5.5	30t	1
@Atlanta	1/1	21	95	4.5	29	1
INDIANAPOLIS	1/1	29	127	4.4	16	0
@New England	1/1	22	73	3.3	13	1
CINCINNATI	1/1	26	100	3.8	14	0
@Seattle	1/1	21	79	3.8	16	0
NEW ORLEANS	1/1	16	40	2.5	6	0
@San Francisco	1/1	6	7	1.2	4	0
@Jets	1/1	17	73	4.3	33	1
TOTALS	16/16	298	1,244	4.2	38	6

1988 GAME-BY-GAME RUSHING

GAME	G/GS	ATT	YDS	AVG	LG	TD
MINNESOTA	1/1	18	86	4.8	28	1
MIAMI	1/1	21	74	3.5	9	0
@New England	1/1	17	55	3.2	13	0
PITTSBURGH	1/1	16	49	3.1	8	0
@Chicago	1/1	5	12	2.4	8	0
INDIANAPOLIS	1/1	13	48	3.7	12	0
@Jets	1/1	11	43	3.9	9	0
NEW ENGLAND	1/1	20	84	4.2	19	0
GREEN BAY	1/1	23	116	5.0	16	0
@Seattle	1/1	6	21	3.5	7	0
@Miami	DNP					

VETERAN PLAYERS



T. THOMAS, *continued*

JETS	1/1	17	88	5.2	29	0
@Cincinnati	1/1	10	71	7.1	29	0
@Tampa Bay	1/1	7	1	0.1	3	0
RAIDERS	1/1	14	106	7.6	37t	1
@Indianapolis	1/1	9	27	3.0	6	0
TOTALS	15/15	207	881	4.3	37t	2

THOMAS' SINGLE GAME HIGHS

MOST ATTEMPTS: 37 vs. Pittsburgh, 11/8/92; 32 vs. New England, 11/3/91; 30 vs. Miami, 12/23/90; 29 vs. Indianapolis, 11/12/89.

MOST YARDS RUSHING: 214 at Jets, 9/24/90; 165 vs. Miami, 9/1/91; 165 vs. New England, 11/18/90; 155 vs. Pittsburgh, 11/8/92; 154 vs. Miami, 12/23/90; 148 vs. Miami, 10/29/89; 142 at Jets, 10/26/92.

LONGEST RUN: 80t vs. New England, 11/18/90; 60 at Jets, 9/24/90; 44 vs. Atlanta, 11/22/92; 43 vs. Phoenix, 11/11/90; 41 at New Orleans, 12/20/92.

MOST RECEPTIONS: 13 at Jets, 9/15/91; 9 vs. Miami, 10/4/92; 9 vs.

Indianapolis, 9/9/90; 9 vs. Rams, 10/16/89; 8 vs. Miami 9/1/91; 8 at Miami, 9/10/89; 8 at San Francisco, 12/17/89.

MOST YARDS RECEIVING: 112 at Jets, 9/15/91; 103 vs. Miami, 9/1/91; 99 vs. New England, 10/1/89, 98 at New England, 11/19/89; 94 @San Francisco, 9/13/92; 91 at Indianapolis, 12/9/90.

LONGEST RECEPTIONS: 74t vs. New England, 10/1/89; 63 at Indianapolis, 12/9/90; 50t vs. Miami, 9/1/91; 48 at Giants, 12/15/90; 43 at San Francisco, 9/13/92.

THOMAS' 100-YARD GAMES RUSHING

DATE	OPPONENT	ATT	YARDS	AVG	LG	TD
10/30/88	vs. Green Bay	23	116	5.0	16	0
12/11/88	vs. Raiders	14	106	7.6	37t	1
10/1/89	vs. New England	21	105	5.0	28	1
10/16/89	vs. Rams	24	105	4.4	38	0
10/29/89	vs. Miami	27	148	5.5	30t	1
11/12/89	vs. Indianapolis	29	127	4.4	16	0
11/26/89	vs. Cincinnati	26	100	3.8	14	0
9/24/90	at Jets	18	214	11.9	60	0
10/28/90	at New England	22	136	6.2	2	1
11/11/90	vs. Phoenix	26	112	4.3	3	0
11/18/90	vs. New England	22	165	7.5	80t	2
12/23/90	vs. Miami	30	154	5.1	13	1
*1/12/91	vs. Miami	32	117	3.7	14	2
*1/20/91	vs. Raiders	25	138	5.5	15	1
*1/27/91	S.B.XXV	15	135	9.0	31	1
9/1/91	vs. Miami	25	165	6.6	20	1
9/8/91	vs. Pittsburgh	15	107	7.1	33	0
9/29/91	vs. Chicago	25	117	4.7	19	1
10/13/91	vs. Indianapolis	20	117	5.9	19	2
11/3/91	vs. New England	32	126	3.9	22	1
11/10/91	at Green Bay	24	106	4.4	21	1
11/18/91	at Miami	23	135	5.9	30	1
12/1/91	vs. Jets	23	124	5.4	21	0
*1/5/92	vs. Kansas City	22	100	4.5	19	0
9/6/92	vs. Rams	22	103	4.7	11	3
9/27/92	@New England	18	120	6.7	31	1
10/26/92	@Jets	21	142	6.8	36	0
11/8/92	vs. Pittsburgh	37	155	4.2	20	1
11/22/92	vs. Atlanta	13	103	7.9	44	0
11/29/92	@Indianapolis	21	102	4.9	16	0
12/6/92	vs. Jets	18	116	6.4	39	0
12/12/92	vs. Denver	26	120	4.6	33	1
12/20/92	@New Orleans	24	115	4.8	41	2
TOTALS	33 100-YARD GAMES (29 Regular Season, 4 Playoffs)					

21 NATE TURNER

RUNNING BACK

Ht: 6-1 Wt: 255

College: Nebraska

NFL Years: 1

How Acquired: D-6, '92

1992 Games Played/Started: 0/0

Career Games Played/Started: 0/0

Playoff Games Played/Started: 0/0

Birthdate: 5/28/69

Birthplace: Chicago, IL

Residence: Chicago, IL



PRO: A big strong RB who played collegiately as a TE...excellent blocker who has very good athletic skills...was the 167th selection in the 1992 draft.

1992: Made the 47-man roster having switched at the beginning of training camp from a TE to a RB...was placed on IR 9/5 with a back injury

COLLEGE/PERSONAL: Full name—Nate Turner...started his senior season as a wingback, but was used primarily as a blocker...caught 39 passes in his Nebraska career for 535 yards and 0 TDs...added 27 rushing atts. for 218 yards and 0 TDs to his Cornhusker stats...showed his versatility by returning 10 KO for 219 yards (21.9 avg., 44 long) and 7 punts for 88 yards (12.6 avg., 28 long)...played in the 1988 Orange Bowl and the 1990 Citrus Bowl...missed the Fiesta Bowl following his junior year because of a pulled quad muscle...played in every game as a sophomore as a WR...was a Bally and Parade All-American at Mount Carmel (Chicago) HS...received the Tony Lawless Award as MVP of the Catholic League...majored in criminal justice.

18 CHRIS WALSH

WIDE RECEIVER

Ht: 6-1 Wt: 185

College: Stanford

NFL Years: 1

How Acquired: D-9, '92

1992 Games Played/Started: 2/0

Career Games Played/Started: 2/0

Playoff Games Played/Started: 0/0

Birthdate: 12/12/68

Birthplace: Cleveland, OH

Residence: Concord, CA



PRO: Has tremendous hands and can make the difficult catch...good work habits and spends a lot of time on details...learned a great deal in his first NFL season from a fellow Stanford WR, James Lofton.

1992: Impressed the coaches with his pass catching ability as well as fine special teams coverage play...signed with the Bills' Developmental Squad (9/1) and was then activated from the squad (9/19)...played on special teams vs. Indy (9/20) and at New England (9/27), but did not record a tackle.

COLLEGE/PERSONAL: Full name—Christopher Lee Walsh...posted some very impressive stats at Stanford that included 141 catches for 1,451 yards, with a long of 71 yards and 7 TDs...became a starter in his senior year and finished the season as the 2nd leading receiver in the Pac-10 with 66 receptions, 4 ahead of Washington's all-american Mario Bailey...was all-league, All-East Bay and All-NorCal selections as a senior at Ygnacio Valley High...was also named to USA Today All-American HM honors...helped lead his basketball team to NorCal Championship, hitting the winning basket in the final seconds of the championship game at the Oakland Coliseum Arena...was an honor roll student and earned his degree in quantitative economics.

WALSH RECEIVING STATS

YEAR	CLUB	G/GS	REC	YDS	AVG	LG	TD
1992	Buffalo	2/0	0	0	0	0	0

DID YOU KNOW?

The name Buffalo is derived from the Native American term for "beautiful river" in reference to the mighty Niagara. French explorers and settlers in the area translated the Indian expression to "beau fleuve", which later was anglicized to "Buffalo".

25 MICKEY WASHINGTON

CORNERBACK

Ht: 5-9 Wt: 191

College: Texas A & M

NFL Years: 3

How Acquired: FA-'93

1992 Games Played/Started: 3/0

Career Games Played/Started: 28/4

Playoff Games Played/Started: 0/0

Birthdate: 7/8/68

Birthplace: Galveston, TX

Residence: Beaumont, TX



PRO: Originally drafted by Phoenix in the 8th round of the 1990 draft...signed with New England 10/30/90...was released by the Patriots 8/24/92 and then signed with Washington 11/19/92...was released by the Redskins 12/15/92 and signed with the Bills 3/22/93.

1992: Was released by New England at the end of training camp, but signed with Washington and played in 3 games...recorded 3 special teams tackles with the Redskins.

1991: Finished 7th among New England tacklers with 59 and made 2 INTs...made 1st career start at Indy (9/1) and made 7 TTs with his 1st career INT 2nd INT came against Houston (9/22)...notched career high 12 TTs vs. Minnesota (10/20)...made 2 starts as nickel back vs. Houston (9/22) and Buffalo (11/24).

1990: Played in 9 games as a rookie and was utilized primarily on special teams...saw his first action at CB at Buffalo (11/18) and made 1 solo tackle

COLLEGE/PERSONAL: Full name—Mickey Lin Washington...was a 4-year letterman at Texas A & M...began collegiate career as a WR and switched to DB as a sophomore...was an honorable mention All-America selection by The Sporting News as a senior...also All-Southwest Conference selection by the Dallas Times Herald after recording 52 tackles and 4 sacks...played in the Hula and Senior Bowls after final campaign...was a first team All-SWC choice by AP after junior year...caught 2 passes for 14 yards as a freshman WR and returned 5 KO's for 116 yards and 2 punts for 14 yards...cousin to Joe Washington, former All-Pro RB with San Diego and Washington...majored in general studies.

WASHINGTON'S DEFENSIVE STATS

YEAR CLUB	G/GS	TT	UT	AT	SACKS	QB PR.	INT	PD	FF	FR
1990 New Eng.	9/0	7	4	3	0	0	0	0	0	0
1991 New Eng.	16/4	59	42	24	0	0	2	6	0	0
1992 Buffalo	??	0	0	0	0	0	0	0	0	0
TOTALS	39/18	66	46	27	0	0	2	6	0	0

ADDITIONAL CAREER STATISTICS: *Special Team Tackles:* 8 Total (5 in 1990, 3 in 1992)

29 JAMES WILLIAMS

CORNERBACK

Ht: 5-9 Wt: 186

College: Fresno State

NFL Years: 4

How Acquired: D-1, '90

1992 Games Played/Started: 15/9

Career Games Played/Started: 39/18

Playoff Games Played/Started: 10/4

Birthdate: 3/30/67

Birthplace: Osceola, AK

Residence: Fresno, CA



PRO: Possessor of great athletic skills who is one of the fastest and best leapers on the team...also makes big special teams plays...was the 16th player selected in the 1990 draft.

1992: Made his 9th career start on opening day...picked off his 4th career INT in Colts game (9/20) and his 5th at Miami (11/16)...all of his regular season INTs have come against AFC East opponents...pinched a nerve in his neck at New England (9/27) and was forced to leave the game...was inactive for the Raiders contest (10/11)...started all 4 playoff games and made his first play-off INT at Pittsburgh.

1991: Drew the starting nod at LCB in Week 2 and appeared to have unseated Kirby Jackson as the starter...also started the next 2 games (at the Jets and at Tampa Bay), making a key INT at the Jets with the ball on the Bills' 13-yard line and only 6 seconds remaining in the half...suffered a right knee injury at Tampa on the first play from scrimmage...the damage to the knee did not

J. WILLIAMS, *continued*

require surgery, but he was placed on IR (9/24) for the next 7 weeks (Weeks 5-11)...was activated 11/23 ...in his first game back, at New England (11/24), he blocked a Charlie Baumann 51-yard FG attempt for his first career FG block...injured knee was still not 100 percent so he was used sparingly and was even inactive for the Jets game (12/1)...did not start, but played in all 3 playoff games.

1990: Was selected to the All-Rookie teams by UPI and the Football News...led the team in PDs with 18...made his presence felt immediately when he blocked a Rohn Stark punt vs. the Colts in the season opener...scored his first NFL TD when he picked up Steve Tasker's blocked punt vs. the Raiders (10/7) and raced 38 yards to give the Bills a turnaround lead late in the game...made his first NFL start vs. New England (11/18) and turned in one of the biggest plays of his rookie season when he preserved a slim Bills lead by intercepting a Marc Wilson pass in the end zone with under 2 minutes to play...recorded his first INT off Steve Grogan at New England (10/28)...made a team high 3 PDs vs. Miami in the playoffs.

COLLEGE/PERSONAL: Full name—James Earl Williams...made 89 TTs with 3 INTs, 13 PDs, 3 FFs, 1 FR and 11 blocked kicks in his Fresno State career from 1986-89...also played in 2 California Bowls...began his college career as a WR...timed at 4.29 in the 40 while at FSU...earned All-Big West Conference first team 2 years in a row...set a modern day NCAA Division 1-A season record by blocking six punts in his senior year, breaking the old mark of 5 blocked by Sheldon White of Miami (OH) in 1986...**TRACK:** 1986—Exploded for a career best 52'11" triple jump (third best in FSU history) to win the Pacific Coast Athletic Association title...led the FSU track team to the PCAA crown in the 400-meter relays as the unit set a then-school record time of 40.18 seconds...placed 15th in the NCAA finals in the triple jump...earned 4 letters in football and track and 2 in basketball at Coalinga (CA) HS...placed 2nd in the California state meet in the triple jump (51'4 1/2") in his senior year...physical education major...He and his wife, Karen, have 2 daughters, Nicole Alexa (8/24/90) and Kyra Noelle (11/7/92).

J. WILLIAMS' DEFENSIVE STATS

YEAR CLUB	G/GS	TT	UT	AT	SACKS	QB PR.	INT	PD	FF	FR
1990 Buffalo	16/5	38	29	9	0	0	2	18	0	0
1991 Buffalo	8/4	16	12	4	0	0	1	6	0	0
1992 Buffalo	15/9	15	13	2	0	0	1	6	0	0
TOTALS	39/18	69	54	15	0	0	4	30	0	0

ADDITIONAL CAREER STATISTICS: *Special Team Tackles:* 11 Total (1990—4 UTs, 1 AT on punts; 1991—1 AT on a KO; 1992—2 UTs and 3 ATs on KOs); *Blocked Punts:* 1990—1 vs. Indianapolis; *Blocked FGs:* 1991—1 at New England.

PLAYOFFS

	G/GS	TT	UT	AT	SACKS	QB PR.	INT	PD	FF	FR
1990-91	6/0	9	8	1	0	0	0	6	0	0
1992 HOUS.	1/1	7	6	1	0	0	0	0	0	0
1992 @Pitts.	1/1	1	1	0	0	0	1	1	0	0
1992@Miami	1/1	3	3	0	0	0	0	1	0	0
1992S.B.XXXVII	1/1	4	3	1	0	0	0	0	0	0
TOTALS	10/4	24	21	3	0	0	1	8	0	0

93 KEITH WILLIS

DEFENSIVE END

Ht: 6-1 Wt: 263

College: Northeastern

NFL Years: 11

How Acquired: FA, '92

1992 Games Played/Started: 12/1

Career Games Played/Started: 138/86

Playoff Games Played/Started: 9/2

Birthdate: 7/29/59

Birthplace: Newark, NJ

Residence: Wexford, PA



PRO: Led the Steelers in sacks 3 years during his 9 seasons with the club...owns 2 of the top 3 Steeler single season sack figures...joined Pittsburgh in 1982 as a free agent...signed with Washington as a FA during the Plan B period...signed with Buffalo 9/28.

1992: Signed with Washington as a Plan B FA, but was waived in training camp...played in his 1st game as a Bill vs. Miami (10/4)...made his 1st tackle in a Buffalo uniform at the Raiders (10/11)...made his first Bills' start at New Orleans (12/20) when he filled in for an injured Bruce Smith...made his first playoff sack against his former teammates, Pittsburgh (1/9).

1991: Although he was the elder statesman among Steeler DL, he still was the unit's most explosive with 7 sacks.

WILLIS, continued

1990: Started every game for the 2nd consecutive season and made his first NFL INT in one of the Cincinnati games.

1989: Came back strong and made 6.5 sacks over an 8-game span, including 2 vs. Kansas City.

1988: Suffered a herniated disc in his neck in training camp and went on IR 8/15, missing the entire season.

1987: Had his best day of the season at Houston when he recorded 7 TTs.

1986: His 12 sacks were the 3rd highest in Pittsburgh when he recorded 7 TTs. also had a career high 54 TTs and a season-best 2.5 sacks at Buffalo.

1985: Led the team in sacks with 5.5 and recorded 2 at Dallas.

1984: Toe and knee injuries forced him to miss 4 games, but he still managed to finish 4th in team sacks with 5.

1983: Set a Steeler record with 14 sacks (broken in 1985 by LB Mike Meriweather with 15), breaking Ernie Holmes' 10-year mark of 10.

1982: Made the roster as a FA and played in every game.

COLLEGE/PERSONAL: Full name—Keith Willis...a 4-year starter and co-captain at Northeastern...led the team in sacks in each of his last 3 seasons...was Pittsburgh's 1990 recipient of the Ed Block Courage Award...was very involved in community programs in Pittsburgh, such as Sickle Cell Society and Your Personal Best assembly program...grew up in Newark, NJ and attended Malcolm X Shabazz High...earned his degree in therapeutic recreation with a concentration in juvenile delinquency...he and his wife, Maxine, have 2 children, Jasmine, 10 and Keith, Jr. ("Kiki").

WILLIS' DEFENSIVE STATS

YEAR	CLUB	G/GS	TT	UT	AT	SACKS	QB PR.	INT	PD	FF	FR
1982	Pitts.	9/0	6	4	2	1	-	0	-	0	0
1983	Pitts.	14/2	26	19	7	14	-	0	-	0	1
1984	Pitts.	12/2	13	12	1	5	-	0	-	0	1
1985	Pitts.	16/16	46	37	9	5.5	-	0	-	0	0
1986	Pitts.	16/16	54	45	9	12	-	0	-	0	0
1987	Pitts.	11/10	33	21	12	3	-	0	-	0	0
1988	Pitts.	IR-neck									0
1989	Pitts.	16/16	39	32	7	6.5	-	0	-	1	0
1990	Pitts.	16/16	29	20	9	5	-	1	-	0	1
1991	Pitts.	16/7	23	20	3	7	-	0	-	0	1
1992	Buffalo	12/1	12	10	2	0	0	0	0	0	0
TOTALS		138/86	281	220	61	59	-	1	-	1	4

PLAYOFFS

	G/GS	TT	UT	AT	SACKS	QB PR.	INT	PD	FF	FR	
1982 Pitts.	1/0										
1983 Pitts.	1/0										
1984 Pitts.	2/0										
1989 Pitts.	2/2										
1992 HOUS.	1/0	0	0	0	0	0	0	0	0	0	
1992 @Pitts.	1/0	2	2	0	2	0	0	0	0	0	
1992@Miami	1/0	0	0	0	0	0	0	0	0	0	
1992S.B.XXVII		DNP									

22 DARRYL WREN

CORNERBACK

Ht: 6-0 Wt: 188

College: Pittsburg State (KS)

NFL Years: 1

How Acquired: D-3, 91

1992 Games Played: 0 (PUP)

Career Games Played/Started: 0/0

Playoff Games Played/Started: 0/0

Birthdate: 1/25/67

Birthplace: Tulsa, OK

Residence: Tulsa, OK



PRO: Drafted by the Bills in the third round of the 1991 Draft...impressed Buffalo coaches in training camp with his good coverage ability...was placed on IR (8/26/91) for the season when he injured his knee in training camp and was then placed on the PUP list (8/25/92).

COLLEGE/PERSONAL: Full name—Darryl Wren...holds the Pittsburg State record for INTs with 13...selected as an all-american first team following his senior year by the Football Gazette...also named first team All-Missouri Intercollegiate Athletic Association choice in his junior and senior years...played in NCAA Division II playoffs following his junior and senior years and the NAIA playoffs after his sophomore season...was a three-time all-american selection in track...placed fifth in the 60-yard dash at the NAIA indoor championships in 1988 and fifth in the 200 meters at the NAIA outdoor finals...finished second in

WREN, *continued*

the 100 and third in the 200 meters in the Oklahoma state finals as a junior and senior at Will Rogers HS...majored in admin. rec. business admin....Darryl and his wife, Erica, have a daughter, Kendrah (11/19/91).

91 JEFF WRIGHT

NOSE TACKLE

Ht: 6-3 Wt: 274

College: Central Missouri State

NFL Years: 6

How Acquired: D-8B, '88

1992 Games Played/Started: 16/16

Career Games Played/Started: 72/41

Playoff Games Played/Started: 13/10

Birthdate: 6/13/63

Birthplace: San Bernado, CA

Residence: Tyler, TX



PRO: Is a viable candidate for the Pro Bowl in '93 after some of his peers thought he should have made the trip in '92...stepped to the forefront in 1990 as the Bills starting NT after serving as a backup to Fred Smerlas for 2 seasons...has unusual quickness for a NT...forte is putting pressure on the QB...was Buffalo's second choice in the 8th round in 1988...the Bills obtained the choice in a 1987 trade with the Colts involving tackle Roger Caron.

1992: Led the team in sacks during the playoffs with 4 and was 3rd during the regular season with 5.5...was the 6th leading tackler with 70 TTs...named the AFC Defensive Player of the Week for his performance at New Orleans (12/20) when he recorded 8 tackles with 1.5 sacks and a QB pressure...recorded his 4th sack of Dan Marino, the most of any NFL player, at Miami (11/16)...made 2 big sacks on Warren Moon in Houston playoff game (1/3).

1991: Recorded his third career sack of Miami QB Dan Marino (9/1) but injured his knee in the game and was placed on IR 9/2...was activated off IR 11/2 and made his next start at New England (11/3), where recorded his 15th career sack...a sack the following week at Green Bay gave him 3 sacks in his first 3 games...blocked a PAT vs. New England (11/24)...played a memorable championship game vs. Denver when he made one of the biggest plays for Buffalo all season, a batted John Elway screen pass, which LB Carlton Bailey snared and returned for the game's only TD...also sacked Elway in the game.

1990: Made an impressive step forward in his first season as a starter, finishing second in sacks with 5...his 76 TTs and 5 sacks in 1990 were better than the combination of Smerlas and Wright in '89, which posted 49 TTs and 4 sacks...turned in one of the best performances of any Buffalo defender in SB XXV by recording a career high 11 TTs...one of those 11 TTs was RB Ottis Anderson for a 4-yard loss on a first down run from the Buffalo 3-yard line which eventually forced the Giants to kick the game-winning FG instead of scoring a TD.

1989: Shared time with starter Fred Smerlas and played in most passing situations...climbed into the national spotlight when he sacked Miami QB Dan Marino for the first time in nearly 400 attempts (10/29)...recorded his first career INT at New England (11/19)...suffered a knee injury in the 3rd quarter of the season opener at Miami (9/10) and was inactive the next week against Denver.

1988: Played in all 16 games as a backup to Fred Smerlas and recorded 5 sacks, 4th on the team...1 of 3 defensive rookies to make the team in '88...played all but 1 play, the opening one, in season finale against the Colts.

COLLEGE/PERSONAL: Full name—Jeff Dee Wright...had an outstanding career at Central Missouri State...named to Kodak's 1st team College Division All-America team and was also chosen 2nd team on AP's Little All-America team...was the starting NG in both 1986 and '87 for the Mules, who did not lose a game in the Missouri Intercollegiate Athletic Association either season...had 119 tackles in '87 and was named the MIAA Defensive Player-of-the-Year...also added 7.5 sacks which also led his club...was also called upon as a RB in short yardage situations and had 2 carries for 5 yards and 2 TDs...All-MIAA as a junior and senior...chosen as the school's top male athlete for 1987-88...enrolled at CMSU after 1 year at Coffeyville (KS) Junior College...originally enrolled at Tulsa after a fine prep career at Lawrence (KS) HS...starred in both football and track and was a state champion in the shot put...physical education major...he and wife, Kim, have 1 daughter, Taylor (1/17/90), and 1 son, Jeffery Logan (6/7/91).

WRIGHT, *continued*

WRIGHT'S DEFENSIVE STATS

YEAR	CLUB	G/GS	TT	UT	AT	SACKS	QB PR.	INT	PD	FF	FR
1988	Buffalo	16/0	22	16	6	5	1	0	1	0	1
1989	Buffalo	15/0	15	12	3	3	2	1	2	1	2
1990	Buffalo	16/16	76	51	25	5	3	0	1	0	0
1991	Buffalo	9/9	33	22	11	6	1	0	0	0	0
1992	Buffalo	16/16	70	51	19	5.5	7	0	0	2	1
TOTALS		72/41	216	152	64	24.5	14	1	4	3	4

ADDITIONAL CAREER STATISTICS: *Special Teams Tackles*—6 in 1988; *Blocked PATs*—1 in 1991 vs. New England.

PLAYOFFS

YEAR	GAME	G/GS	TT	UT	AT	SACKS	QB PR.	INT	PD	FF	FR
1988	HOUS.	1/0	0	0	0	0	0	0	0	0	0
1988	@Cln.	1/0	0	0	0	0	0	0	0	0	0
1989	@Clev.	1/0	2	2	0	0	2	0	0	0	0
1990	MIAMI	1/1	3	3	0	0	2	0	0	1	0
1990	RAIDERS	1/1	1	0	1	0	0	0	1	0	0
1990	S.B.XXV	1/1	11	8	3	1	1	0	0	0	0
1991	K.CITY	1/1	4	4	0	0	0	0	0	0	0
1991	DENVER	1/1	3	1	2	1	1	0	1	0	0
1991	S.B.XXVI	1/1	5	3	2	0	0	0	0	0	0
1992	HOUS.	1/1	3	2	1	2	2	0	1	0	0
1992	@Pitts.	1/1	6	5	1	2	0	0	0	1	0
1992	@Miami	1/1	0	0	0	0	0	0	0	0	0
1992	S.B.XXVII	1/1	3	3	0	0	0	0	0	0	0
TOTALS		13/10	41	31	10	6	8	0	3	2	0

100/100

100 YARDS RUSHING AND RECEIVING

In the opening game of the 1991 season, RB Thurman Thomas became the first player in Buffalo Bills history to record 100 yards rushing and receiving in the same game. Prior to Thomas' 1991 season, only three players in Buffalo Bills' history have recorded both a 100-yard rushing game and a 100-yard receiving game in the same regular season.

O.J. Simpson did it in 1975 when he ran for 100 yards eight times and caught for over 100 yards once. Joe Cribbs and Roland Hooks each accomplished the feat in 1981 when Cribbs topped 100 yards three times and passed the 100 yard receiving barrier once while Hooks rushed and received for over 100 yards a single time.

Additionally, Bobby Burnett rushed for 100 yards in a game in 1966 and totaled over 100 yards receiving in a post-season contest that same year. Thurman Thomas duplicated this feat in 1989 with five 100-yard rushing games in the regular season and a 100-plus receiving game in post-season.

TWO 100-YARD RUSHERS

Only 10 times in Buffalo Bills' history have two players rushed for 100 yards in the same game.

1962 - Oct. 13, vs. San Diego	1975 - Dec. 14, at New Eng.
124 Cookie Gilchrist	185 O.J. Simpson
115 Wayne Crow	101 Jim Braxton
1973 - Sept. 16, at New Eng.	1976 - Oct. 3, vs. Kansas City
250 O.J. Simpson	130 O.J. Simpson
105 Larry Watkins	114 Jeff Kinney
1973 - Nov. 18, vs. Miami	1978 - Nov. 26, vs. NY Giants
120 O.J. Simpson	208 Terry Miller
119 Jim Braxton	115 Roland Hooks
1973 - Dec. 16, at NY Jets	1989 - Oct. 29, vs. Miami
198 O.J. Simpson	148 Thurman Thomas
108 Jim Braxton	121 Larry Kinnebrew
1975 - Oct. 5, vs. Denver	1991 - Oct. 13, vs. Ind.
138 O.J. Simpson	117 Thurman Thomas
102 Jim Braxton	108 Kenneth Davis
	1992 - Nov. 22, vs. Atlanta
	181 Kenneth Davis
	103 Thurman Thomas



52	Harvey, Richard	LB	6-1	242	9/11/66	4	Tulane	Pascagoula, MS	FA-'92	38	Kelso, Mark	FS
67	Hull, Kent	C	6-5	284	1/13/61	8	Mississippi State	Greenwood, MS	FA-'86	44	Darby, Matt	S
47	Jackson, Kirby	CB	5-10	180	2/2/65	7	Mississippi State	Sturgis, MS	FA-'87	43	Paterra, Greg	FB
95	Jones, Dean	DE	6-3	274	9/25/70	7	Morningside	Alvin, TX	FA-'93	47	Jackson, Kirby	CB
20	Jones, Henry	S	5-11	197	12/29/67	3	Illinois	St. Louis, MO	D1-'91	50	Goganious, Keith	LB
30	Jourdain, Yonel	RB	5-11	204	4/20/71	R	So. Illinois	Evanston, IL	FA-'93	51	Ritcher, Jim	G
12	Kelly, Jim	QB	6-3	226	2/14/60	8	Miami (FL)	East Brady, PA	D1b-'83	52	Harvey, Richard	LB
38	Kelso, Mark	FS	5-11	180	7/23/63	8	William & Mary	Pittsburgh, PA	FA-'86	53	Patton, Marcus	LB
5	Kratz, Steve	K	6-0	187	12/16/70	R	Kutztown	Royersford, PA	FA-'93	54	Fieldings, Anthony	LB
68	Lacina, Corbin	OL	6-4	297	11/2/70	R	Augustana (SD)	Woodbury, MN	D6-'93	55	Maddox, Mark	LB
81	Lamb, Brad	WR	5-10	177	10/7/67	3	Anderson (IN)	Middletown, OH	D8-'91	56	Talley, Darryl	LB
63	Lingner, Adam	C	6-4	268	11/2/60	11	Illinois	Rock Island, IL	PB(KC)-'89	57	Carthen, Jason	LB
73	Lodish, Mike	NT	6-3	280	8/11/67	4	UCLA	Birmingham, MI	D10-'90	58	Sanders, Glenell	LB
79	Love, Sean	OL	6-3	290	9/6/68	1	Penn State	Tamaqua, PA	FA-'92	59	O'Brien, Kevin	LB
71	Luneberg, Chris	OL	6-5	290	2/2/70	R	West Chester	Moorestown, NJ	D8-'93	60	Myslinski, Tom	OG
55	Maddox, Mark	LB	6-1	233	3/23/68	3	Northern Michigan	Milwaukee, WI	D9-'91	61	Svobodny, Tom	OT
84	McKeller, Keith	TE	6-4	242	7/9/64	7	Jacksonville State	Fairfield, AL	D9-'87	62	Devlin, Mike	OC
88	Metzelaars, Pete	TE	6-7	254	5/24/60	12	Wabash	Portage, MI	T(Sea)-'85	63	Lingner, Adam	C
9	Mohr, Chris	P	6-5	215	5/11/66	4	Alabama	Thomson, GA	FA(WLAF)-'91	64	White, David	LB
60	Myslinski, Tom	OG	6-2	295	12/7/68	2	Tennessee	Rome, NY	FA-'92	65	Davis, John	G
59	O'Brien, Kevin	LB	6-3	230	7/1/70	R	Bowling Green	Sterling Heights, MI	FA-'93	66	Crafts, Jerry	OT
37	Odomes, Nate	CB	5-10	188	8/25/65	7	Wisconsin	Columbus, GA	D2a-'87	67	Hull, Kent	C
74	Parker, Glenn	G/T	6-5	305	4/22/66	4	Arizona	Huntington Beach, CA	D3-'90	68	Lacina, Corbin	OL
92	Parrella, John	DL	6-3	296	11/22/69	R	Nebraska	Topeka, KS	D2-'93	70	Fina, John	OL
44	Paterra, Greg	FB	5-11	224	5/11/67	3	Slippery Rock	McKeesport, PA	FA-'91	71	Luneberg, Chris	OL
99	Patton, James	DL	6-3	287	1/5/70	2	Texas	Houston, TX	D2-'92	73	Lodish, Mike	NT
53	Patton, Marcus	LB	6-2	243	5/1/67	4	UCLA	Lawndale, CA	D8-'90	74	Parker, Glenn	G/T
94	Pike, Mark	DE	6-4	272	12/27/63	8	Georgia Tech	Villa Hills, KY	D7b-'86	75	Ballard, Howard	T
83	Reed, Andre	WR	6-2	190	1/29/64	9	Kutztown	Allentown, PA	D4a-'85	77	Barnett, Oliver	DE
14	Reich, Frank	QB	6-4	205	12/4/61	9	Maryland	Lebanon, PA	D3a-'85	78	Smith, Bruce	DE
51	Ritcher, Jim	G	6-3	273	5/21/58	13	North Carolina State	Medina, OH	D1-'80	79	Love, Sean	OL
8	Rodgers, Matt	QB	6-4	205	1/8/69	1	Iowa	Walpole, MA	D12-'92	80	Brooks, Bill	WR
19	Rose, Barry	WR	6-0	185	7/28/68	1	Wis-Stevens Pt.	Baldwin, WI	D10-'92	81	Lamb, Brad	WR
58	Sanders, Glenell	LB	6-0	235	11/4/66	2	Louisiana Tech	Clinton, LA	FA-'93	82	Beebe, Don	WR

31	Savage, Sebastian	CB	5-10	189	12/12/69	R	North Carolina State	Carlisle, SC	D5b-'93	83	Reed, Andre	WR
24	Schulz, Kurt	S	6-1	208	12/12/68	2	Eastern Washington	Yakima, WA	D7-'92	84	McKeller, Keith	TE
78	Smith, Bruce	DE	6-4	273	6/18/63	9	Virginia Tech	Norfolk, VA	D1a-'85	85	Edwards, Al	WR
28	Smith, Thomas	CB	5-11	188	12/5/70	R	North Carolina	Gates, NC	D1-'93	86	Awalt, Rob	TE
61	Svobodny, Tom	OT	6-6	309	4/1/69	R	Morehead State	Willmar, Minn	FA-'93	87	Thomas, Ed	TE
56	Talley, Darryl	LB	6-4	235	7/10/60	11	West Virginia	Cleveland, OH	D2-'83	88	Metzelaars, Pete	TE
89	Tasker, Steve	WR	5-9	181	4/10/62	9	Northwestern	Leoti, KS	W(Hou)-'86	89	Tasker, Steve	WR
87	Thomas, Ed	TE	6-3	251	5/4/66	4	Houston	New Orleans, LA	PB(TB)-'92	90	Hansen, Phil	DE
34	Thomas, Thurman	RB	5-10	198	5/16/66	6	Oklahoma State	Missouri City, TX	D2-'88	91	Wright, Jeff	NT
21	Turner, Nate	RB	6-1	255	5/28/69	2	Nebraska	Chicago, IL	D6-'92	92	Parrella, John	DL
18	Walsh, Chris	WR	6-1	185	12/12/68	1	Stanford	Concord, CA	D9-'92	93	Willis, Keith	DE
25	Washington, Mickey	CB	5-9	191	7/8/68	3	Texas A&M	Beaumont, TX	FA-'93	94	Pike, Mark	DE
64	White, David	LB	6-2	235	2/27/70	R	Nebraska	New Orleans, LA/St. Augustine	FA-'93	95	Jones, Dean	DE
29	Williams, James	CB	5-10	186	3/30/67	4	Fresno State	Coalinga, CA	D1-'90	96	Brown, Monty	LB
93	Willis, Keith	DE	6-1	263	7/29/59	12	Northwestern	Newark, NJ	FA-'92	97	Bennett, Cornelius	LB
22	Wren, Darryl	CB	6-0	188	1/25/67	4	Pittsburg State (KS)	Tulsa, OK	D3-'91	98	Gray, Jim	DT
91	Wright, Jeff	NT	6-3	274	6/13/63	6	Central Missouri State	Lawrence, KS	D8b-'88	99	Patton, James	DL

HEAD COACH: MARV LEVY (8th season with the Bills)

ASSISTANT COACHES: ELIJAH PITTS, Asst. Head Coach/Running Backs; TOM BRESNAHAN, Offensive Coordinator/Offensive Line; WALT COREY, Defensive Coordinator/Linebackers; BRUCE DeHAVEN, Special Teams; CHARLIE JOINER, Wide Receivers; RUSTY JONES, Strength & Conditioning; DON LAWRENCE, Offensive Quality Control/Tight Ends; CHUCK LESTER, Admin. Asst. to Head Coach/Asst. Linebackers; DICK ROACH, Defensive Backs; DAN SEKANOVICH, Defensive Line; JIM SHOFNER, Quarterbacks.

16 Russell Copeland**Wide Receiver****Round:** 4th (111th overall)**Ht:** 6-0 **Wt:** 196**College:** Memphis State**Birthdate:** 11/4/71**Birthplace:** Tupelo, MS**Residence:** Memphis, TN

COLLEGE/PERSONAL: Full name—Russell Copeland...3-year starter who is a dynamic open-field runner...has a quick change of direction and above average leaping ability...clocked at 4.51 in the 40...holds the school record in receiving with 116 catches and finished 3rd on the school's all-time receiving yards list with 1,753...led the team in receiving in his senior year with 61 catches, shattering the old Tiger record of 45...his 736 yards finished 3rd in the Memphis State single season records, as was his 7 TD grabs...averaged 104.1 all-purpose yards per game in his final season...would have set many more Memphis State records but did not play his junior year because a committee of students voted him ineligible after an altercation...led the team with 33 receptions as a sophomore...was a member of The Sporting News' Freshman Honor Roll...was an all-state, all-area and all-district choice at Tupelo (MS) High...also lettered in baseball...physical education major.

RECEIVING STATS

YEAR	REC	YDS	AVG	LG	TD
1989	22	333	15.1	45	1
1990	33	684	20.7	76	4
1991	DNP				
1992	61	736	12.1	80	7
TOTALS	116	1753	15.1	80	12

KICKOFF RETURN STATS

YEAR	NO.	YDS	AVG	LG	TD
1989	10	213	21.3	35	0
1990	1	19	19.0	19	0
1992	3	49	16.3	22	0
TOTALS	14	281	20.1	35	0

PUNT RETURN STATS

YEAR	NO.	YDS	AVG	LG	TD
1989	1	3	3.0	3	0
1992	37	351	9.5	36	0
TOTALS	38	354	9.3	36	0

62 Mike Devlin**Center****Round:** 5th-A (136th overall)*(From Philadelphia for Leon Seals)***Ht:** 6-1 **Wt:** 293**College:** Iowa**Birthdate:** 11/16/69**Birthplace:** Marlton, NJ**Residence:** Iowa City, IA

COLLEGE/PERSONAL: Full name—Michael Devlin...excellent drive blocker...strong and aggressive athlete who does a fine job holding his ground vs. the power rush...has drawn comparisons to former Hawkeyes Jay and Joel Hilgenberg for his durability and intense style of play...started 43 games in his Hawkeye career...was all-american third team and All-Big Ten first team pick as a senior by Football News...was also named to the Kodak All-American team...was an Outland Trophy semifinalist...was an all-american third team selection as a junior by Associated Press...started entire '91 campaign on a

DEVLIN, continued

front wall that allowed only 11 sacks during the regular season and averaged 407.2 yards offensively per game...earned Offensive Mr. Hustle honors vs. Wisconsin...was an All-Big Ten second team pick in his sophomore year by the media...started every game on an offense that set a school record for rushing with 2,699 yards...led the way on offensive line that allowed only 15 sacks and was voted Offensive MVP vs. Ohio State...dropped DT Steve Entman to free RB Nick Bell for a 15-yard TD run vs. Washington in the Rose Bowl...started 7 games in his freshman year...was an all-american selection by USA Today, Bally, Scholastic Coach, The Sporting News and the National High School Coaches Association at Cherokee (Marlton, NJ) High...was also selected New Jersey Lineman of the Year in his senior season...added Scholastic All-American honors and was runner-up for state Scholastic Athlete of the Year recognition...3rd cousin to Joe Devlin, who played for Iowa and the Bills (1976-89).

15 Willie Harris

Wide Receiver

Round: 7th (195th overall)

Ht: 6-1 Wt: 193

College: Mississippi State

Birthdate: 11/8/70

Birthplace: Pascagoula, MS

Residence: Pascagoula, MS



COLLEGE/PERSONAL: Full name—Willie Harris...long-legged receiver with good quickness...has great leaping ability with good hands...runs a 4.6 40...finished 8th on MSU's all-time reception list with 74 catches...was an All-Southeastern Conference second team pick...closed out his career with 8 catches for 127 yards vs. North Carolina in the Peach Bowl...started every game as a junior and led the team with 24 receptions...caught 3 passes for 37 yards vs. Air Force in the Liberty Bowl following his junior year...saw action in 10 games as a reserve receiver in sophomore season...played in 5 games as a freshman and caught a pair of passes, including his first collegiate reception vs. Memphis State on a 35-yard catch...was a two-time all-district selection out of Moss Point (MS) High and named to the Burger King Gulf Coast All-Star team...added MVP honors, Outstanding Offensive Player and Best Receiver Awards as a senior...was also selected to play in the second annual Mississippi-Alabama Shrine Classic All-Star game...is a cousin to Dallas Cowboy RB Emmitt Smith...majored in sociology.

RECEIVING STATS

YEAR	REC	YDS	AVG	LG	TD
1989	2	43	21.5	35	1
1990	13	245	18.8	50	1
1991	24	529	22.0	55	1
1992	35	574	16.4	48	3
TOTALS	74	1,391	18.8	55	6

BOWL GAMES

YEAR	REC	YDS	AVG	LG	TD
Liberty-1991	3	37	12.3	19	0
Peach-1992	8	127	15.9	33	0
TOTALS	11	164	14.9	33	0

68 Corbin Lacina

Offensive Line

Round: 6th (167th overall)

Ht: 6-4 Wt: 300

College: Augustana (S.D.)

Birthdate: 11/2/70

Birthplace: Woodbury, MN

Residence: Sioux Falls, SD



LACINA, *continued*

COLLEGE/PERSONAL: Full name—Corbin Lacina...a 3-year starter for Augustana (SD) College...has great strength that enables him to bench 225 28 times and squat 600 pounds...dominated his conference with his large size and pancaked many opponents...did a lot of pass blocking in college...plays with good balance and is a top competitor...is a "wide-body" with good, large hands...spends a great deal of time in the weight room and is an extremely hard worker...was a Metro team performer in the Minnesota High School All-Star game out of Cretin-Derham Hall (MN) High...majored in business administration.

71 Chris Luneberg

Offensive Line

Round: 8th (223rd overall)

Ht: 6-5 Wt: 285

College: West Chester (PA)

Birthdate: 2/2/70

Birthplace: Moorestown, NJ

Residence: Moorestown, NJ



COLLEGE/PERSONAL: Full name—Christopher Luneberg...has good size and is quite mobile for his large frame...uses his hands well and, at times, dominated at the Division II level...was an All-Eastern College Athletic Conference selection as well as Division II All-American following his senior year...was also an All-ECAC choice following his junior year...helped West Chester gain 1,822 yards rushing in his junior season...majored in philosophy.

92 John Parrella

Defensive Line

Round: 2nd (55th overall)

Ht: 6-3 Wt: 296

College: University of Nebraska

Birthdate: 11/22/69

Birthplace: Topeka, KS

Residence: La Vista, NE



COLLEGE/PERSONAL: Full name—John Parrella...former TE who has emerged as one of the most dominating pass rushers in college football...plays with tremendous intensity and has a good bull rush...referred to by DL Coach Charlie McBride as "one of the three best defensive linemen I've had in my 16 years of coaching, joining Danny Noonan and Neil Smith"...All-America Second Team and All-Big Eight Conference first team pick...made 7 TTs and 2 stops for losses vs. Florida State in the Orange Bowl following his senior year...played in 10 games at LDT in his junior year...accounted for 11 TTs with a stop for a two-yard loss, a FR and a QB pressure vs. Miami in the Orange Bowl following his junior year...played in 8 games as a reserve DE in his sophomore year...was redshirted following his 1988 freshman season while making the switch from TE to DL...caught 2 passes for 14 yards and a TD as a freshman TE on the JV squad...was a two-time all-state choice, adding all-america HM as a senior at Grand Island Central (NE) Catholic High...also all-state HM in basketball...majored in consumer science.

DEFENSIVE STATS

YEAR	TT	UT	AT	SACKS	INT	PD	FF	FR
1990	4	0	4	0	0	0	0	0
1991	56	19	37	4.5	0	0	0	0
1992	77	29	48	5	0	3	1	2
TOTALS	137	48	89	9.5	0	3	1	2

BOWL GAMES

YEAR	TT	UT	AT	SACKS	INT	PD	FF	FR
Orange-'91	11	3	8	0	0	0	1	0
Orange-'92	7	6	1	0	0	0	0	0
TOTALS	18	9	9	0	0	0	1	0

31 Sebastian Savage

Cornerback

Round: 5th-B (139th overall)

Ht: 5-10 Wt: 187

College: North Carolina State

Birthdate: 12/12/69

Birthplace: Carlisle, SC

Residence: Raleigh, NC



COLLEGE/PERSONAL: Full name—Sebastian Savage...a quick and versatile defender with an explosive closing burst...has good range...good special teams player...timed at 4.66 in the 40...All-ACC first team as a senior...made 5 TTs vs. Florida in the Gator Bowl following senior year...started every game as a junior and finished 2nd in the ACC with 5 INTs...was the ACC and The Sporting News' National Defensive Player of the Week after returning an INT 99 yards (the longest play in the ACC in '91) for a TD and picking off another pass near the goal line in a win over North Carolina...made 5 TTs and 1 INT vs. East Carolina in Peach Bowl following junior season...started entire sophomore season at weakside corner...recorded 7 TTs with a PD vs. Southern Mississippi in the All-American Bowl in sophomore year...was a reserve safety in freshman year, but moved to corner in spring drills after the season...TRACK: lettered in track as a sophomore and senior...earned All-ACC honors as a member of the school's 4X400 relay team...ran a 10.88 100 meters and a 21.89 200 at the 1992 ACC Track Championships...led the state in punt returns at Union (Carlisle, SC) HS...was a member of the National Honor Society...majored in mechanical engineering.

DEFENSIVE STATS

YEAR	TT	UT	AT	SACKS	INT	PD	FF	FR
1989	31	18	13	0	0	0	0	0
1990	85	56	29	0	3	10	0	0
1991	63	43	20	0	5	6	0	0
1992	90	67	23	0	1	11	1	0
TOTALS	269	184	85	0	9	27	1	0

BOWL GAMES

YEAR	TT	UT	AT	SACKS	INT	PD	FF	FR
All-Am-'90	7	4	3	0	0	1	0	0
Peach-'91	5	4	1	0	1	1	0	0
Gator-'92	5	3	2	0	0	0	0	0
TOTALS	17	11	6	0	1	2	0	0

ADDITIONAL STATS: Punt Returns: 7 atts, 45 yds, 6.4 avg., 12 lg, 0 TD; Kickoff Returns: 16 atts, 345 yds, 21.6 avg., 47 lg, 0 TD.

28 Thomas Smith

Cornerback

Round: 1st (55th overall)

Ht: 5-11 Wt: 190

College: North Carolina

Birthdate: 12/5/70

Birthplace: Gates, NC

Residence: Chapel Hill, NC



COLLEGE/PERSONAL: Full name—Thomas Lee Smith, Jr...a former walk-on CB who developed into one of the premier pass defenders in the country...has good strength for run support...is fluid coming out of cuts and has an explosive closing burst...clocked at 4.40 in the 40...played in 4 games his senior year before he broke his right arm and missed the remainder of the season...tried to play in the Peach Bowl, but reinjured the arm...recorded a

SMITH, *continued*

season-high 13 TTs (11 solos) vs. Army in senior year...was an All-ACC Second Team pick in junior year and the recipient of the Cary Boshamer Award, given to the team's best DB...was selected Defensive Player of the Week vs. Wake Forest, Maryland and Virginia in junior year...played in every game as a sophomore and started the Kentucky, North Carolina State and Wake Forest contests...intercepted a Scott Zolak pass and returned it 24 yards for a TD in the win over NC State in his sophomore season...joined the team as a walk-on in freshman year and earned a scholarship prior to the season opener...was a three time all-conference pick at WR, DB and RB at Gates (NC) High...also lettered in basketball and tennis...was chosen the school's Outstanding Student-Athlete...his cousin, Sam Perkins, plays for the Seattle Supersonics and was a standout for the Tar Heels...majored in business.

DEFENSIVE STATS

YEAR	TT	UT	AT	SACKS	INT	PD	FF	FR
1989	14	11	3	0	1	1	0	0
1990	25	18	7	0	3	2	0	0
1991	55	41	14	0	2	16	1	1
1992	25	18	7	0	0	1	0	0
TOTALS	119	88	31	0	6	20	1	1

BUFFALO BILLS RADIO NETWORK

For the fourth consecutive season, all Bills games will be carried by WGR (550 AM) and its network of 26 stations. Veteran broadcaster Van Miller will handle the play-by-play duties with assistance from Greg Brown and Marc Stout. Doug Wolf will once again serve as the station's producer and engineer.

Miller will be in his 27th season as the team's play-by-play announcer. The Dunkirk native is also the Sports Director at WIVB-TV (Ch. 4) in Buffalo. Miller broadcast the Bills' first game in 1960 and called the action until 1971. He returned to the broadcast booth after an eight-year hiatus and has been the "voice of the Bills" from 1979 to the present. In addition to working with the Bills, Miller was also the voice of the NBA Buffalo Braves, the Buffalo Stallions of the MISL and he also did a stint as the play-by-play man for Niagara University basketball.

Rejoining Miller for his third season is analyst Greg Brown, who moved from the Bills' pre and post game coverage to the color commentator's chair. In addition to his post with the Bills, Brown serves as the color analyst for Buffalo Bisons baseball (AAA). Prior to joining WGR, Brown did an extensive stay with the Pittsburgh Pirates. While with the Bucs, he served as promotions director, radio and TV coordinator, and the public address announcer (1987-88).

Twenty-six stations (as of June 1) will air Buffalo Bills games beginning with the preseason opener against the Detroit Lions.

The 26 stations on the 1993 network are:

WGY (810 AM) Albany/Schen.tady	WACK (1420 AM) Newark**
WBTA (1490 AM) Batavia	WMNS (1360 AM) Olean
WABH (1380 AM) Bath	KNNS(1360 AM)Phoenix,AZ*
WMRV (1430 AM) Binghamton	WHAM (1180 AM) Rochester
WESB (1490 AM) Bradford (PA)*	WRNY (1350 AM) Rome
WGR (550 AM) Buffalo	WGGO(1590AM) Salamanc.*
WKDR (1070 AM) Burlington	WHEN (620 AM) Syracuse
WELM (1410 AM) Corning/Elmira	CJCL (1430 AM) Toronto*
WWSE (93.3 FM) Dunkirk/Fredonia	WUUU (102.5 FM) Utica
WRIE (1260 AM) Erie (PA)*	WCJW (1140 AM) Warsaw
WLEA (1480 AM) Hornell	WATN (1240 AM) Watertn.
WPIE (1470 AM) Ithaca	WFLR (1570 AM) Watk. Glen
WJTN (1240 AM) Jamestown	WLSV (790 AM) Wellsville*

*carrying most games

**carrying Kelly/LevyShows Only
Stations subject to change

HOW THE BILLS WERE BUILT

Year	Draft (Round)	Waivers/Trade (From)	Free Agents
1980	Jim Ritcher (1)		
1983	Jim Kelly (1B) * Darryl Talley (2)		
1985	Bruce Smith (1A) Frank Reich (3A) Andre Reed (4A)	Pete Metzelaars - T (Seattle)	
1986	Mark Pike (7B)	Steve Tasker - W (Houston)	Kent Hull (USFL) Mark Kelso
1987	Nate Odomes (2A) Keith McKeller (9) Howard Ballard (11)	Cornelius Bennett - T (Indianapolis)	Kirby Jackson
1988	Thurman Thomas (2) Jeff Wright (8B)	T	
1989	Don Beebe (3) Chris Hale (7B)		John Davis (Plan B) Kenneth Davis (Plan B) Gale Gilbert Adam Lingner (Plan B)
1990	James Williams (1) Carwell Gardner (2) Glenn Parker (3) Eddie Fuller (4) * Marcus Patton (8) Mike Lodish (10) Al Edwards (11) *		
1991	Henry Jones (1) Phil Hansen (2) Darryl Wren (3) * Brad Lamb (8) Mark Maddox (9)		Chris Mohr (WLAF)
1992	John Fina (1) James Patton (2) * Keith Goganious (3) Matt Darby (5) Nate Turner (6) * Kurt Schulz (7) Chris Walsh (9) # Barry Rose (10) # Matt Rodgers (12) #		Rob Awalt Steve Christie (Plan B) Jerry Crafts * Richard Harvey ** Sean Love # Ed Thomas (Plan B) Keith Willis
1993	Thomas Smith (1) John Parrella (2) Russell Copeland (4) Mike Devlin (5A) Sebastian Savage (5B) Corbin Lacina (6) Willie Harris (7) Chris Luneberg (8)		Oliver Barnett+ Kurt Bloedom Bill Brooks+ Monty Brown Phil Bryant Jason Carthen Malcolm Everette Anthony Fieldings Bob Gordon Jim Gray Dean Jones Yonel Jourdain Steve Kratz Tom Myslinski Kevin O'Brien Greg Pattera Glenell Sanders Tom Svobodny Mickey Washington David White

*Denotes player on injured reserve at the conclusion of the 1992 season.

#Player on the Bills' NFL practice squad at the conclusion of the 1992 season.

•Jim Kelly was drafted by the Bills in 1983, but signed with the team in 1986.

••Richard Harvey was an 11th-round draft pick of the Bills in 1989, but was signed by the Patriots in 1990 as a Plan B free agent.

+Signed as a restricted or unrestricted FA from another team.

KURT BLOEDORNP, 6-5, 207, R, 10/20/67
Cal State-Fullerton

Full name—Kurt Bloedorn...originally signed with Phoenix in 1992 as a free agent...signed with the Bills 5/7/93...averaged 44.4 YPP on 5 att. during the '88 season...spent two years in Naval flight training school before returning to the Titan's program in '91.

MONTY BROWNLB, 6-0, 228, 4/13/70, R
Ferris State

Full name—Monaque N. Brown...signed with the Bills 5/7/93...earned first team Kodak All-America, AP Little All-America and GTE Academic All-America Team honors in his senior season...set school records for tackles (584), interceptions (16), solo tackles (312) and fumble recoveries (9)...recorded 389 tackles in his final two seasons...named Ferris St. University's "Bulldog of the Year"...finished college with a 3.5 gpa in management.

PHIL BRYANTRB, 5-10, 208, R, 3/27/70
Virginia Tech.

Full name—Philandieus Bryant...signed with the Bills 5/21/93...voted by his teammates as the squad's Most Valuable Player and started every game in 1991...versatile back who can run, block and catch...only player in school history to rush for over 1,000 yards and catch over 40 passes during his career...competed for Hokies wrestling team in 1990...attended Dematha H.S. in Maryland where he posted a 79-0 record at the 185 lb wrestling class his final two years of school...majored in computer science at Virginia Tech.

JASON CARTHENLB, 6-3, 255, R, 11/16/70
Ohio Univ.

Full name—Jason Carthen...signed with the Bills 5/7/93...had impressive senior season in 1992...led the team in sacks (9/66 yards lost), TFL (24/84), FF (6) and FR (5)...made 1992 All-MAC Team...led the Bobcats in '91 in sacks (8) and TFL (18) earning 2nd team All-MAC honors...attended Scott H.S. in Toledo OH...First Team All-City and All-District...majored in sociology/criminology at OU.

MALCOLM EVERETTE SS, 5-10, 200, R, 11/16/70
Youngstown State

Full name—Malcolm Everette...signed with the Bills 5/7/93...finished his three year career with 87 UT, 43 AT, 3 sacks (28YL), 6 INT's, 14 PB, 5 FF and 7 FR...speedy back who was timed at 4.48 in the 40...also returns kickoffs averaging 21.9 YPR on 36 attempts...attended Kathleen H.S. in Lakeland FL... telecommunications major.

ANTHONY FIELDINGS LB, 6-1, 237, R, 7/9/71
Morningside (Iowa)

Full name—Anthony Fieldings...signed with the Bills 5/7/93...1992 Pre-Season All-American by Street and Smith...owns school record for tackles in a season (151-'91) Co-captain for the Chiefs...led team in tackles in '92 (125)..Defensive Player of the Game 9 times in his career...played on '92 defense which yielded only 104 YPG rushing...attended Florida's Eustis H.S.

Fielding's Career Statistics

Year	UT	AT	Tot	TFL	PBU	FR
1989	23	41	64	2-3	0	1
1990	22	60	82	2-8	3	1
1991	64	87	151	3-9	3	0
1992	57	68	125	16-36	4	1

* Fieldings totalled 8 sacks for 35 YL in his career at Morninside

BOB GORDONWR, 5-10, 185, 1, 7/9/69
Nebraska (Omaha)

Full name—Robert Gordon...Originally signed with the Steelers in 1990 ...played two seasons with the Ottawa Rough Riders in the CFL...signed with the Bills 5/7/93... in '89 he set a single season record for receptions at UNO with 72 for 1,062 yds and 5tds...averaged 19.9 YPR on kickoffs and 9.5 YPR on punts in his senior year...recorded 38 inch vertical jump at UNO...lead Papillion H.S. to state title during senior year...criminal justice major.

DEAN JONESDE, 6-3, 274, R, 9/25/70,
Morningside (Iowa)

Full name-Dean Jones...Signed with the Bills 5/7/93...recorded 66 TT and 5 TFL in '91had improved tremendously to 71 TT and 15.5 sacks (111 YL) in '92...can bench-press nearly 500 lbs...finished career with 210 TT...started 38 games during in college...attended Alvin, H.S. (TX)

YONEL JOURDAINRB, 5-11, 204, R, 4/20/71, So.
Southern Illinois

Full name-Yonel Jourdain...signed with the Bills 5/7/93...rushed for 1,862 yds on 412 carries (4.51YPC) in four years...averaged 6.5 YPC (122 att-790 yds-9tds) in senior year...gained 131 yds on 13 att against Troy St. in '92...attended Evanston H.S. ...school's athlete of the year...all-state in track...majored in engineering.

KEVIN O'BRIENLB, 6-3, 230, R, 7/1/70
Bowling Green

Full Name-Kevin O'Brien...signed with the Bills 5/7/93...led the Falcons in '92 with 19 sacks for 130 YL...totalled 94 stops in all (61TT-33AT)...earned First Team All MAC accolades in his senior season...Honorable Mention Academic All-American...35 TFL led the MAC in '92...attended Sterling Heights H.S. near Detroit...material management major

O'Brien's Career Statistics

Year	UT	AT	Tot	TFL	PBU	FR
1989	3	3	6	1-4	0	2
1990	45	14	59	7-47	0	0
1991	35	25	60	11-46	1	0
1992	61	33	94	16-33	0	1
TOTAL	144	80	229	35-110	1	3

* O'Brien totalled 31 sacks during his career at Bowling Green

TOM SVOBODNYOT, 6-6, 309, R, 4/1/69
Morehead State

Full Name-Tom Svobodny...improved strength and speed after trimming down from 330 lbs his jr. year in college...attended Willmar Community Junior College and Willmar H.S. in Minnesota before entering MSU.

DAVID WHITELB, 6-2, 235, R, 2/27/70
Nebraska

Full Name-David White...signed with the Bills 5/7/93...played in all 44 regular season and three bowl games for the Cornhuskers...recorded 5 sacks in '91...started at both inside linebacker and as a third linebacker in Tom Osborne's dime defense...posted a career high 10 tackles vs. Arizona St. in '92...attended St. Augustine H.S. in New Orleans.

GAME 1

NEW ENGLAND PATRIOTS

September 5 (Rich Stadium), 1:00 p.m.
See GAME 8

GAME 2

AT DALLAS COWBOYS

September 12, 4:00p.m.

TEAM COLORS: royal blue, mettalic silver, blue and white

ADDRESS: Cowboys Center, One Cowboys Parkway • Irving TX 75063

PHONE: (214) 556-9900

OWNER/PRESIDENT: Jerry Jones

HEAD COACH (CAREER RECORD):

Jimmy Johnson (36-33)

ASSISTANT COACHES: Jerry Attaway, Dwaine Board, Tommy Hart, Sherman Lewis, John Marshall, Bobb McKittrick, Ray Rhodes, Ray Sherman, Lynn Stiles, Eric Wright, Bob Zeman

PUBLIC RELATIONS: Director—
Rich Dalrymple (O: 214-556-9900; H:214-393-3366)

Assistants—Dave Pelletier, Brett Daniels

PRESS BOX PHONE: (214) 438-7676

LAST PLAYOFF APPEARANCE: 1992

1992 RECORD (FINISH): 13-3 (1st, NFC East)

'92 SCORING LEADER: Lin Elliott - 119 points

'92 RUSHING LEADER: Emmitt Smith - 373 att., 1,713 yds., 4.6 avg., 18 TDs

'92 PASSING LEADER: Troy Aikman - 302x473, 3,445 yds., 63.8 pct., 23 TDs, 14 INTs

'92 RECEIVING LEADER: Michael Irvin - 78 rec., 1,396 yds., 17.9 avg., 7 TDs

'92 TACKLING LEADER: Ken Norton - 120 TTs, 64 UTs, 56 ATs

'92 INTERCEPTION LEADER: Kenneth Gant/James Washington - 3 INTs

'92 PRO BOWLERS: RB Emmitt Smith, TE Jay Novacek, QB Troy Aikman, WR Michael Irvin, C Mark Stepnoski, G Nate Newton

SERIES: Cowboys lead 4-1 Last Bills win: 1984 Levy vs. Cowboys: 0-1
Last Cowboys win: 1992 Johnson vs. Bills: 1-0



TRAVEL PLANS

Hotel: The Summit Hotel, (214) 243-3363

Bills Arrival: late afternoon, Sept. 11

PR Advance: The Bills PR rep will arrive in Dallas Wednesday morning and can be reached at the hotel for the remainder of the week.

GAME 3

MIAMI DOLPHINS

September 26 (Rich Stadium), 1:00 p.m.
See GAME 14

COACHING FELLOWSHIP

The fifth "Ralph C. Wilson, Jr. Coaching Fellowship" for minority collegiate coaches has been awarded to Ron Sharpless, Virginia Tech., and Sherman Smith, University of Illinois. The fellowship is designed to allow deserving minority college coaches the opportunity to gain professional experience by assisting NFL teams at summer training camps. All 28 teams will be participating in similar fellowship programs during the 1993 preseason.

BILLS' FELLOWSHIP PARTICIPANTS

- 1989: Curtis Jones, Southern Methodist University
Mac Singleton, Harvard
- 1990: Bobby Turner, Ohio State
Lenny Willis, Boston College
- 1991: Rudy Hughes, LeHigh University
Ricky Porter, Slippery Rock
- 1992: Juan Castillo, Texas A & I
Gary Emanuel, Syracuse
- 1993: Ron Sharpless, Virginia Tech.
Sherman Smith, Illinois

GAME 4

NEW YORK GIANTS

October 3, (Rich Stadium) 8:00 p.m.

TEAM COLORS: red, white and blue

ADDRESS: Giants Stadium
East Rutherford, New Jersey 07073

PHONE: (201) 935-8111

PRESIDENT/CO-CHIEF EXECUTIVE OFFICER: Robert Tisch

HEAD COACH (CAREER RECORD): Dan Reeves (117-79-1)

ASSISTANT COACHES: Mike Nolan, Earl Leggett, Zaven Yarbalian, Don Blackmon, George Henshaw, Pete Mangurian, George Sefcik, Dick Rehbein, James Daniel, Joe DeCamillis, Al Miller, Kerry Goode, Dave Brazil

PUBLIC RELATIONS: Director-Pat Hanlon (O:201-935-8111)

PRESS BOX PHONE: 201-935-8111

LAST PLAYOFF APPEARANCE: 1990

1992 RECORD (FINISH): 6-10 (4th, NFC East)

'92 SCORING LEADER: Rodney Hampton - 84 points

'92 RUSHING LEADER: Rodney Hampton - 257 att., 1141 yds., 4.4 avg., 14 TDs

'92 PASSING LEADER: Jeff Hostetler - 103x192, 1225 yds., 53.6 pct., 8 TDs, 3 INTs

'92 RECEIVING LEADER: Ed McCaffrey - 49 rec., 610 yds., 12.4 avg., 5 TDs

'92 TACKLING LEADER: Pepper Johnson - 116 TTs, 82 UTs, 34 ATs

'92 INTERCEPTION LEADER: Greg Jackson - 4 INTs

'92 PRO BOWLERS: RB Rodney Hampton

SERIES: Tied: 3-3-0 Last Bills win: 1990 Levy vs. Giants: 2-3 (0-1 postseason)

Last Giants win: 1990 Reeves vs. Bills: 2-5

(0-1, postseason)

GAME 5

HOUSTON OILERS

October 11, (Rich Stadium) 9:00 p.m.

TEAM COLORS: Columbia blue, scarlet and white

ADDRESS: 6910 Fanin Street • Houston, TX 77030

PHONE: (713) 797-9111

PRESIDENT: K.S. (Bud) Adams

HEAD COACH (CAREER RECORD): Jack Pardee (31-21)

ASSISTANT COACHES: Charlie Baggett, Tom Bettis, Kevin Gilbride, Ronnie Jones, Frank Novak, Buddy Ryan, Jim Stanley, Steve Watterson, Bob Young

PUBLIC RELATIONS: Director—Chip Namias (O:713-797-1272; H:713-784-8620)

PRESS BOX PHONE: (713) 791-9118

LAST PLAYOFF APPEARANCE: 1992

1992 RECORD (FINISH): 10-6 (2nd, AFC Central)

'92 SCORING LEADER: Al Del Greco - 104 pts.

'92 RUSHING LEADER: Lorenzo White - 265 att., 1,226 yds., 4.26 avg., 7 TDs

'92 PASSING LEADER: Warren Moon - 224x346, 2521 yds., 64.7 pct., 18 TDs, 12 INTs

'92 RECEIVING LEADER: Haywood Jeffires - 90 rec., 913 yds., 10.1 avg., 9 TDs

'92 TACKLING LEADER: Al Smith - 120 TTs, 68 UTs, 52 ATs

'92 INTERCEPTION LEADER: Jerry Gray - 6 INTs

'92 PRO BOWLERS: NT Ray Childress, WR Curtis Duncan, WR Ernest Givins, WR Haywood Jeffires, G Bruce Matthews, QB Warren Moon, G Mike Munchak, LB Al Smith, RB Lorenzo White.

SERIES: Oilers lead, 20-13 Last Bills win: 1992 Levy vs. Oilers: 4-3

Last Oilers win: 1992 Pardee vs. Bills: 2-1

HEAD COACHES RECORDS

YEAR(S)	COACH	W-L-T	PCT.
1986-1992	Marv Levy	75-40-0	.652
1962-1965, 1972-1976	Lou Saban	70-47-4	.600
1978-1982	Chuck Knox	38-38-0	.500
1966-1968	Joe Collier	13-17-1	.430
1960-1961	Buster Ramsey	11-16-1	.410
1983-1985	Kay Stephenson	10-26-0	.278
1969-1970	John Rauch	7-20-1	.260
1976-1977	Jim Ringo	3-20-0	.130
1985-1986	Hank Bullough	4-17-0	.130
1968, 1971	Harvey Johnson	2-23-1	.080

GAME 8

AT NEW ENGLAND PATRIOTS

November 7, 1:00 p.m.

TEAM COLORS: red white and blue

ADDRESS: Foxboro Stadium
Route 1 • Foxboro, MA
02035

PHONE: (215) 463-2500

PRESIDENT/CHIEF OPERATING OFFICER: Harry Gamble

HEAD COACH (CAREER RECORD):
Bill Parcells (85-52-1)

ASSISTANT COACHES: David Atkins, Romeo Crennel, Al Groh, Fred Hoaglin, John Parker, Ray Perkins, Mike Sweatman, Charlie Weis, Chris Palmer, Bob Trott, Dante Scarnecchia

PUBLIC RELATIONS: Director—Mike Hanson (O: 508-543-7998; H: 508-668-4832)

Assistant—Stacey James

PRESS BOX PHONE: (508) 543-8500

LAST PLAYOFF APPEARANCE: 1986

1992 RECORD (FINISH): 2-14 (5th, AFC East)

'92 **SCORING LEADER:** Charlie Baumann - 55 points

'92 **RUSHING LEADER:** Jon Vaughn - 113 att., 451 yds., 4.0 avg., 1 TD

'92 **PASSING LEADER:** Hugh Millen - 124x203, 1203 yds., 61.1 pct., 8 TDs, 10 INTs

'92 **RECEIVING LEADER:** Irving Fryar - 55 rec., 791 yds., 14.4 avg., 4 TDs

'92 **TACKLING LEADER:** Vincent Brown - 103 TTs, 78 UTs, 25 ATs

'92 **INTERCEPTION LEADER:** Maurice Hurst/Jerome Henderson-3 INTs

'92 **PRO BOWLERS:** TE Marv Cook

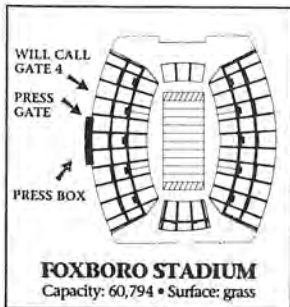
SERIES: Patriots lead, 34-31-1 Last Bills win: 1992

Levy vs. Patriots: 8-5 Last Patriots win: 1991 Parcells vs. Bills: 1-2 (0-1 postseason)

TRAVEL PLANS

Hotel: Hilton at Dedham Place
Bills Arrival: late afternoon, Nov.6

PR Advance: Denny Lynch will arrive in the New England area Wed. a.m. and can be reached at the hotel through the remainder of the week.



GAME 9

AT PITTSBURGH STEELERS

November 15, 9:00 p.m.

TEAM COLORS: black and gold

ADDRESS: Three Rivers Stadium • 300 Stadium Circle • Pittsburgh, PA 15212

PHONE: (412) 323-1200

PRESIDENT: Daniel M. Rooney

HEAD COACH (CAREER RECORD): Bill Cowher (11-6)

ASSISTANT COACHES: Dom Capers, Ron Erhardt, Steve Furness, John Guy, Bob Harrison, Dick Hoak, Pat Hodgson, Dick LeBeau, Marvin Lewis, Kent Stephenson

PUBLIC RELATIONS: Director—Dan Edwards (O:412-323-1200; H: 412-931-5661) Assistant—Ron Miller

LAST PLAYOFF APPEARANCE: 1992

1992 RECORD (FINISH): 11-5 (1st, AFC Central)

'92 **SCORING LEADER:** Gary Anderson - 113 points

'92 **RUSHING LEADER:** Barry Foster - 390 att., 1690 yds., 4.3 avg., 11TDs

'92 **PASSING LEADER:** Neil O'Donnell - 185x313, 2283 yds., 59.1 pct., 13 TDs, 9 INTs

'92 **RECEIVING LEADER:** Jeff Graham - 49 rec., 711 yds., 14.5avg., 1 TD

'92 **TACKLING LEADER:** Hardy Nickerson -114 TTs, 68 UTs, 46 ATs

'92 **INTERCEPTION LEADER:** Darren Perry - 6 INTs

'92 **PRO BOWLERS:** RB Barry Foster, QB Neil O'Donnell, G Carlton Hasselrig, C Dermonnti Dawson, LB Greg Lloyd, CB Rod Woodson,

SERIES: Even, 6-6

Last Bills win: 1991 Levy vs. Steelers: 5-0
Last Steelers win: 1985 (1-0 postseason)
Cowher vs. Bills: 0-2 (0-1 postseason)

TRAVEL PLANS

Hotel: The Westin William Penn (412) 992-8400

Bills Arrival: late afternoon, Nov. 14

PR Advance: Scott Berchtold will arrive in Pittsburgh Wednesday morn. and can be reached at the hotel through the remainder of the week



GAME 10

INDIANAPOLIS COLTS

November 21 (Rich Stadium), 1:00 p.m.
See GAME 16

GAME 11

AT KANSAS CITY CHIEFS

November 26, 4:00 p.m.

TEAM COLORS: red, gold and white
ADDRESS: One Arrowhead Dr. • Kansas City, Missouri 64129
PHONE: (816) 924-9300
CHAIRMAN OF THE BOARD: Jack Steadman
PRESIDENT: Carl Peterson
HEAD COACH (CAREER RECORD): Marty Schottenheimer (86-57-1)
ASSISTANT COACHES: Dave Adolph, Russ Balli, John Bunting, Herman Edwards, Alex Gibb, Paul Hackett, Mike McCarthy, Tom Pratt, Jimmy Raye, Dave Redding, Al Saunders, Kurt Schottenheimer, Darvin Wallis
PUBLIC RELATIONS: Director—Bob Moore (O: 816-992-4351)
LAST PLAYOFF APPEARANCE: 1992
1992 RECORD (FINISH): 10-6 (2nd, AFC West)
'92 SCORING LEADER: Nick Lowery - 105 points
'92 RUSHING LEADER: Barry Word - 163 att., 607 yds., 3.7 avg., 4 TDs
'92 PASSING LEADER: Dave Krieg - 230x413, 3115 yds., 55.7 pct., 15 TDs, 12 INTs
'92 RECEIVING LEADER: Todd McNair - 44 rec., 380 yds., 8.6 avg., 1 TD
'92 TACKLING LEADER: Tracy Simien - 97 TTs, 56 UTs, 41 ATs
'92 INTERCEPTION LEADER: Dale Carter 7 INTs
'92 PRO BOWLERS: T John Alt, DE Neil Smith, LB Derrick Thomas, K Nick Lowery
SERIES: Bills lead, 16-13-1 Last Bills win: 1991 Levy vs. Chiefs 2-1
 Last Chiefs win: 1991 (1-0 postseason)
 Schottenheimer vs. Bills 5-1 (0-1 postseason)



TRAVEL PLANS

Hotel: The Westin-Kansas City (816) 474-4400
 Bills Arrival: late afternoon, Nov. 25
 PR Advance: Scott Berchtold will arrive in Kansas City Wednesday morn. and can be reached at the hotel through the remainder of the week

GAME 12

LOS ANGELES RAIDERS

December 5 (Rich Stadium), 1:00 p.m.

TEAM COLORS: black and silver
ADDRESS: 332 Center Street
 El Segundo, CA 90245
PHONE: (310) 322-3451
PRESIDENT: Al Davis
HEAD COACH (CAREER RECORD): Art Shell (35-26)
ASSISTANT COACHES: Dave Adolph, Fred Biletnikoff, Sam Gruneisen, Ray Hamilton, Jim Haslett, Bill Meyers, Otis McKinney, Steve Ortmyer, Terry Robiskie, Joe Scannella, Jack Stanton, Bill Urbanik, Tom Walsh, Mike White, Doug Wilkerson
PRESS BOX PHONE: (213) 748-6936/6937
LAST PLAYOFF APPEARANCE: 1991
1992 RECORD (FINISH): 7-9 (4th, AFC West)
'92 SCORING LEADER: Jeff Jaeger - 73 pts.
'92 RUSHING LEADER: Eric Dickerson - 187 att., 729 yds., 3.9 avg., 2 TDs
'92 PASSING LEADER: Jay Schroeder - 123x253, 1476 yds., 48.6 pct., 11 TDs, 11 INTs
'92 RECEIVING LEADER: Tim Brown - 49 rec., 693 yds., 14.1 avg., 7 TDs
'92 TACKLING LEADER: Ronnie Lott - 103 TTs
'92 INTERCEPTION LEADER: Terry Mc Daniel - 4 INTs
'92 PRO BOWLERS: CB Terry McDaniel G Steve Wisniewski
SERIES: Bills lead, 15-14 Last Bills win: 1991 Levy vs. Raiders: 3-2
 Last Raiders win: 1992 (1-0, postseason)
 Shell vs. Bills: 1-3 (0-1, postseason)

GAME 13

AT PHILADELPHIA EAGLES

December 12, 1:00 p.m.

TEAM COLORS: kelly green, silver and white
ADDRESS: Veterans Stadium Broad Street and Pattison Avenue Philadelphia, PA 19148

PHONE: (215) 463-2500
PRESIDENT/CHIEF OPERATING OFFICER: Harry Gamble

HEAD COACH (CAREER RECORD): Rich Kotite (21-11)

ASSISTANT COACHES: Zeke Bratkowski, Lew Carpenter, Bud Carson, Peter Giunta, Bobby Hammonds, Dale Haupt, Bill Muir, Larry Pasquale, Jim Vechiarella, Jim Williams, Richard Wood

PUBLIC RELATIONS: Director—Ron Howard (O: 215-463-0984; H: 609-227-3989)
 Assistant—Michael Gilbert

PRESS BOX PHONE: (215) 463-2902

LAST PLAYOFF APPEARANCE: 1992

1992 RECORD (FINISH): 11-5 (2nd, NFC East)

'92 SCORING LEADER: Roger Ruzek - 88 points

'92 RUSHING LEADER: Herschel Walker - 267 att., 1070 yds., 4.0 avg., 8 TDs

'92 PASSING LEADER: Randall Cunningham - 233x384, 2775 yds., 60.7 pct., 19 TDs, 11 INTs

'92 RECEIVING LEADER: Fred Barnett - 67 rec., 1083 yds., 16.2 avg., 6 TDs

'92 TACKLING LEADER: Byron Evans - 152 TTs, 107 UTs, 45 ATs

'92 INTERCEPTION LEADER: Seth Joyner/Eric Allen/Byron Evans-4 INTs

'92 PRO BOWLERS: WR Fred Barnett, DE Reggie White, DE Clyde Simmons, LB Byron Evans, LB Seth Joyner, CB Eric Allen

SERIES: Eagles lead, 4-2 Last Bills win: 1990 Levy vs. Eagles 1-1
 Last Eagles win: 1987 Kotite vs. Bills: 0-0

TRAVEL PLANS

Hotel: Hyatt-Cherry Hill, (609) 662-1234

Bills Arrival: late afternoon, Dec. 11

PR Advance: Dennis Lynch will arrive in Philadelphia Wednesday a.m. and can be reached at the hotel through the remainder of the week.



GAME 14

AT MIAMI DOLPHINS

December 19, 1:00 p.m.

TEAM COLORS: aqua, coral and white

ADDRESS: Joe Robbie Stadium 2269 N.W. 199th Street Miami, FL 33056

PHONE: (305) 620-5000

PRESIDENT: Timothy J. Robbie

VICE PRESIDENT/ADMINISTRATION: Eddie J. Jones

HEAD COACH (CAREER RECORD): Don Shula (318-151-6)

ASSISTANT COACHES: Joe Greene, George Hill, Rich McGeorge, Tony Nathan, Tom Olivadotti, Mel Phillips, John Sandusky, Larry Seiple, Gary Stevens, Carl Taseff, Junior Wade, Mike Westhoff

PUBLIC RELATIONS: Director—Harvey Greene (O:305-623-6262; H:305-436-9273)
 Assistants—Scott Stone, Fudge Browne

PRESS BOX PHONE: (305) 623-6162

LAST PLAYOFF APPEARANCE: 1992

1992 RECORD (FINISH): 11-5 (1st, AFC East)

'92 SCORING LEADER: Pete Stoyanovich - 124 points

'92 RUSHING LEADER: Mark Higgs - 256 att., 915 yds., 3.6 avg., 7 TDs

'92 PASSING LEADER: Dan Marino - 330x554, 4116 yds., 59.6 pct., 24 TDs, 16 INTs

'92 RECEIVING LEADER: Bobby Humphrey - 54 rec., 507 yds., 9.4 avg., 1 TD

'92 TACKLING LEADER: Bryan Cox-127 TTs, 84 UTs, 43 ATs

'92 INTERCEPTION LEADER: Louis Oliver - 5 INTs

'92 PRO BOWLERS: QB Dan Marino, T Richmond Webb, LB Bryan Cox

SERIES: Dolphins lead, 36-19-1 Last Bills win: 1992 Levy vs. Dolphins: 11-3

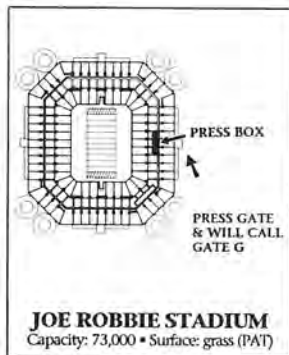
Last Dolphins win: 1992 (2-0, postseason) Shula vs. Bills: 33-14 (0-2, postseason)

TRAVEL PLANS

Hotel: Ft. Lauderdale Marina Marriott (305) 463-4000

Bills Arrival: late afternoon, Dec. 18

PR Advance: Scott Berchtold will arrive in Miami Wednesday and can be reached at the hotel through the remainder of the week.



GAME 15

NEW YORK JETS

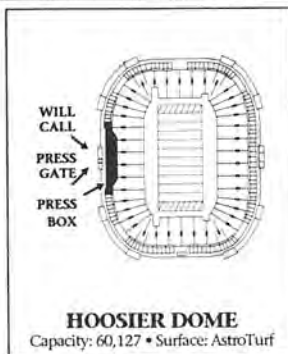
December 26 (Rich Stadium), 1:00 p.m.
See GAME 6

GAME 16

AT INDIANAPOLIS COLTS

January 2, 1:00 p.m.

TEAM COLORS: royal blue and white
ADDRESS: P.O.Box 535000
Indianapolis, IN 46253
PHONE: (317) 297-2658
PRESIDENT: Robert Irsay
GENERAL MANAGER: Jim Irsay
HEAD COACH (CAREER RECORD):
Ted Marchibroda (50-43)
ASSISTANT COACHES: Ron Blackledge,
Fred Bruney, George Catavolos, Gene
Huey, Nick Nicolau, Dwain Painter, Francis
Peay, Jay Robertson, Brad Seely, Rick
Venturi, Tom Zupancic
PUBLIC RELATIONS: Director—Craig
Kelley (O:317-297-2681; H:317-852-5637)
Assistants—Rod St. Clair & Todd Stewart
PRESS BOX PHONE: (317) 631-7868
LAST PLAYOFF APPEARANCE: 1987
1992 RECORD (FINISH): 9-7 (3rd AFC East)
'92 SCORING LEADER: Dean Biasucci -
72 points



'92 RUSHING LEADER: Anthony Johnson- 178 att., 592yds., 3.3 avg., 0 TDs
'92 PASSING LEADER: Jeff George - 167x306, 1963 yds., 54.6 pct., 7 TDs, 15 INTs
'92 RECEIVING LEADER: Reggie Langhorne - 65 rec., 811 yds., 12.5 avg., 1 TD
'92 TACKLING LEADER: Jeff Herrod - 138 TTs, 99 UTs, 39 ATs
'92 INTERCEPTION LEADER: Mike Prior -6 INTs
'92 PRO BOWLERS: P Rohn Stark, KR Clarence Verdin
SERIES: Bills lead, 24-20-1 Last Bills win: 1992 Levy vs. Colts: 8-5
Last Colts win: 1992 Marchibroda vs. Bills: 7-5

TRAVEL PLANS

Hotel: Westin-Indianapolis, (317) 262-8100
Bills Arrival: early evening, Nov. 28
PR Advance: Scott Berchtold will arrive in Indianapolis Wednesday and can be reached at the hotel through the remainder of the week.

TOP TEN HOME ATTENDANCE

Attendance	Date	Opponent	W/L	Score
80,368	Sun. 10/4/92	Miami	L	10-37
80,366	Sun. 9/29/91	Chicago	W	35-20
80,324*	Sun. 1/20/91	LA Raiders	W	51-3
80,294	Sun. 11/8/92	Pittsburgh	W	28-20
80,277*	Sun. 1/12/92	Denver	W	10-7
80,252	Sun. 9/1/91	Miami	W	35-31
80,243	Sun. 12/1/91	NY Jets	W	24-13
80,235	Sun. 12/23/90	Miami	W	24-14
80,208	Sun. 10/29/89	Miami	W	31-17
80,182**	Sun. 1/5/92	Kansas City	W	37-14

* AFC Championship Game

**AFC Divisional Playoff Game

TOP TEN ROAD ATTENDANCE

Attendance	Date	Opponent	W/L	Score
85,081	Sun. 12/8/91	at Raiders	W (OT)	30-27
85,047	Sun. 10/22/72	at Miami	L	23-24
84,324	Sun. 12/15/74	at LA Rams	L	14-19
78,701	Sun. 12/7/75	at Miami	L	21-31
78,409	Sun. 11/15/87	at Cleveland	L	21-27
78,331	Sun. 11/4/90	at Cleveland	W	42-0
76,120	Mon. 10/7/91	at Kansas City	L	6-33
74,897	Sun. 9/25/77	at Denver	L	6-26
74,770	Sun. 11/4/73	at New Orleans	L	0-13
73,924	Mon. 12/27/82	at Miami	L	10-27

**RICH STADIUM
CAPACITY: 80,290**

LUXURY BOXES: 74 boxes at club level

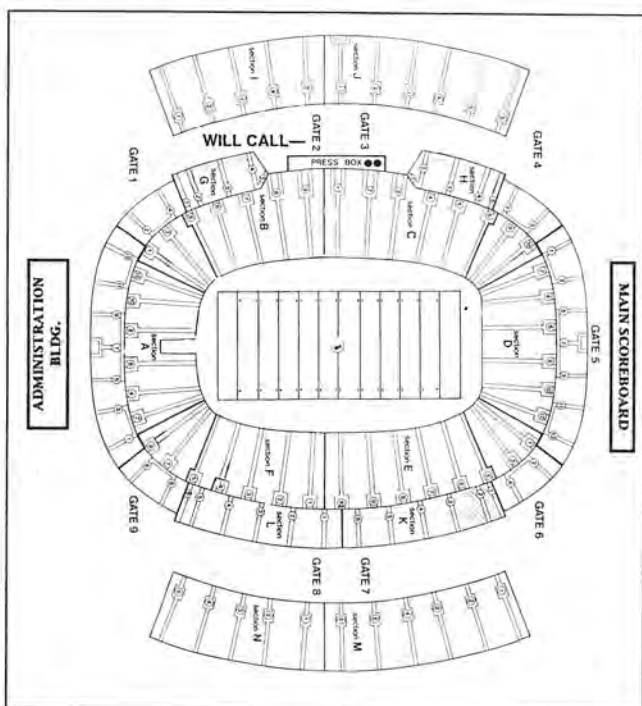
Construction Started: 4/4/72
 Officially Opened: 8/17/73
 Cost: \$22 million
 Surface: AstroTurf 8
 Crown of Turf: 9 inches
 Drainage: Subsurface pipes
 Current Surface Installed: 1991
 Cost: \$1.3 million

Area Covering: 113 acres
 Field Level: 50 ft. below ground level
 Upper Deck: 60 ft. above ground level
 Scoreboard: 8,200 light bulbs
 Height/Width: 64 bulbs by 128 bulbs
 Colors: red, green, blue & white
 Current Board/Sound Installed: 1989
 Cost: Board\$500 thousand
 Sound.....\$100 thousand

Parking Facilities: 12,000 cars,
 300 buses & 250 campers

Concession Stands: 42 outlets
 Restrooms: 42 locations

1st Game: Redskins 37, Bills 21 (8/17/73); Reg. Season: Bills 9, Jets 7 (9/30/73)
 Largest Crowd: 80,368 vs. Miami, 10/4/92



**DRIVING DIRECTIONS TO RICH STADIUM FROM
BUFFALO AIRPORT**

Make a right turn out of airport and proceed ahead looking for signs for the New York State Thruway (Route 90)...Get on the Thruway and follow towards Erie until you reach Exit 55 (Orchard Park)...Get off at Exit 55 and follow Route 219 South towards Orchard Park...Exit Milestrip Road West and proceed ahead to first traffic light which will be Abbott Road...Make a left on Abbott Road and follow straight ahead thru traffic light and past the stadium...After passing the stadium, look for One Bills Drive and make a left...Driveway will lead to parking area next to Administration Building, which is behind the stadium.

TAXI SERVICE

Call Airport Taxi (633-8294)...Expect delays due to heavy game day traffic in the area with about a 30-minute wait if you call more than 2 hours post game.

WON 11, LOST 5

Sept. 6	W	40-7	LA RAMS	79,001
Sept. 13	W	34-31	at San Francisco	64,053
Sept. 20	W	38-0	INDIANAPOLIS	77,781
Sept. 27	W	41-7	at New England	52,527
Oct. 4	L	10-37	MIAMI	80,368
Oct. 11	L	3-20	at LA Raiders	52,287
Oct. 26	W	24-20	at NY Jets	68,181
Nov. 1	W	16-7	NEW ENGLAND	78,268
Nov. 8	W	28-20	PITTSBURGH	80,294
Nov. 16	W	26-20	at Miami	70,629
Nov. 22	W	41-14	ATLANTA	80,004
Nov. 29	L	13-16 (OT)	at Indianapolis	50,221
Dec. 6	L	17-24	NY JETS	75,876
Dec. 12	W	27-17	DENVER	71,740
Dec. 20	W	20-16	at New Orleans	68,591
Dec. 27	L	3-27	at Houston	61,742

	BILLS	OPPONENTS				
TOTAL FIRST DOWNS	350	278				
Rushing	133	77				
Passing	192	185				
Penalty	25	16				
3rd Down: Made/Att	80/202	84/218				
3rd Down Pct.	39.6	38.5				
4th Down: Made/Att	4/10	7/14				
4th Down Pct.	40.0	50.0				
POSSESSION AVG.	28:10	31:50				
TOTAL NET YARDS	5,893	4,064				
Avg. Per Game	368.3	287.8				
TOTAL PLAYS	1,087	991				
Avg. Per Play	5.4	4.6				
NET YARDS RUSHING	2,436	1,395				
Avg. Per Game	152.3	87.2				
Total Rushes	549	427				
NET YARDS PASSING	3,457	3,209				
Avg. Per Game	216.1	200.6				
Sacked/Yards Lost	29/221	44/351				
Gross Yards	3,678	3,560				
Att./Completions	509/293	520/305				
Completion Pct.	57.6	58.7				
Had Intercepted	21	23				
PUNTS/AVERAGE	60/42.2	79/43.9				
NET PUNTING AVG.	60/36.8	79/36.5				
PENALTIES/YARDS	103/775	118/933				
FUMBLES/BALL LOST	30/17	29/12				
TOUCHDOWNS	44	31				
Rushing	18	8				
Passing	23	19				
Returns	3	4				
SCORE BY PERIODS	1	2	3	4	OT	Total
BILLS	77	118	105	81	0	381
OPPONENTS	46	101	72	61	3	283

SCORING		TD	Ru	Pa	Rt	PAT	FG	S	TP
Christie	0	0	0	0	0	43/44	24/30	0	115
T. Thomas	12	9	3	0	0	0/0	0/0	0	72
K. Davis	6	6	0	0	0	0/0	0/0	0	36
Lofton	6	6	0	0	0	0/0	0/0	0	36
Metzelaars	6	0	0	0	0	0/0	0/0	0	36
Reed	3	0	0	0	0	0/0	0/0	0	18
Beebe	2	0	0	0	0	0/0	0/0	0	12
Freotte	2	0	0	0	0	0/0	0/0	0	12
Gardner	2	0	0	0	0	0/0	0/0	0	12
Fina	1	0	0	0	0	0/0	0/0	0	6
Kelly	1	1	0	0	0	0/0	0/0	0	6
Lodish	1	0	0	1	0	0/0	0/0	0	6
Hale	0	0	0	0	0	0/0	0/0	1	2
BILLS	44	18	23	3	4	43/44	24/30	1	381
OPPONENTS	31	8	19	4	4	31/31	22/30	0	283

PASSING	Att	Cmp	%	Yds	Cmp%	Yds/Att	TD	TD%	Int	Int%	Long	Sack/Lost	Rating
Kelly	462	269	58.2	748	23	5.0	19	4.1	65†	20/145			81.2
Reich	47	24	22.1	51.1	0	0.0	2	4.3	21	9/76			46.5
BILLS	509	293	57.6	723	23	4.5	21	4.1	65†	29/221			78.0
OPPONENTS	520	305	58.7	685	19	3.7	23	4.4	57	44/351			73.2

RUSHING	No.	Yds	Avg	Long	TD
Thomas	312	1487	4.8	44	9
K. Davis	139	613	4.4	64†	6
Gardner	40	166	4.2	19	2
Reed	8	65	8.1	24	2
Kelly	31	53	1.7	10	0
Fuller	6	39	6.5	15	1
Mohr	1	11	11.0	11	0
Tasker	1	9	9.0	9	0
Edwards	1	8	8.0	8	0
Beebe	1	-6	-6.0	-6	0
Reich	9	-9	-1.0	0	0
BILLS	549	2436	4.4	64†	18
OPPONENTS	427	1395	3.3	29	8

RECEIVING	No.	Yds	Avg	Long	TD
Reed	65	913	14.0	51	3
Thomas	58	626	10.8	43	3
Lofton	51	786	15.4	50	6
Beebe	11	144	13.1	43	1
Metzelaars	30	298	9.9	53†	6
K. Davis	15	80	5.3	22	0
McKeller	14	110	7.9	26	0
Lamb	7	139	19.9	53	0
Gardner	7	67	9.6	17	0
Awalt	4	34	8.5	10	0
Edwards	2	25	12.5	20	0
Tasker	2	24	12.0	17	0
Fuller	2	17	8.5	17	0
Freotte	2	4	2.0	2†	2
Fina	1	1	1.0	1†	1
BILLS	293	3678	12.6	65†	23
OPPONENTS	305	3560	11.7	57	19

INTERCEPTIONS	No.	Yds	Avg	Long	TD
Jones	8	263	32.9	82†	2
Kelso	7	21	3.0	13	0
Odomes	5	19	3.8	10	0
Williams	2	15	7.5	15	0



1992 REGULAR SEASON STATISTICS



INTERCEPTIONS, *continued*

Conlan	1	7	7.0	7	0
BILLS	23	325	14.1	82t	2
OPPONENTS	21	423	20.1	103t	2

PUNTING	No.	Yds	Avg	Net	TB	In	Lg	B
Mohr	60	2531	42.2	36.8	7	13	61	0
BILLS	60	2531	42.2	36.8	7	13	61	0
OPPONENTS	79	3465	43.9	36.5	6	20	62	0

PUNT RETURNS	Ret	FC	Yds	Avg	Long	TD
Hicks	29	6	289	10.0	42	0
Hale	14	2	175	12.5	27	0
BILLS	43	8	464	10.8	42	0
OPPONENTS	22	18	185	8.4	17	0

KICKOFF RETURNS	No.	Yds	Avg	Long	TD
K. Davis	14	251	17.9	35	0
Edwards	12	274	22.8	34	0
Frerotte	1	0	0.0	0	0
Fuller	8	134	16.8	28	0
Hicks	1	5	5.0	5	0
Lamb	5	97	19.4	31	0
BILLS	41	761	18.6	35	0
OPPONENTS	60	1215	20.3	75t	1

FIELD GOALS	1-19	20-29	30-39	40-49	50+
Christie	2/2	9/9	3/6	7/8	3/5
OPPONENTS	1/1	7/7	4/8	8/11	2/3

Christie (49G, 38G)(41G, 28G)(39N, 52G)(42G, 30G)(40G)((25G, 36B, 49N)(33G))0(26G, 54G, 53B, 23G, 19G)(47G, 18G)(52G, 44G)(26G)(29G, 25G)(25G, 50N, 29G)(40G, 33N)

Opponents: 0(33N, 24G, 47N)(48N)0(30G, 43G, 34G)(45G, 36G)(42G, 40G)0(28G, 49G)(21G, 35N, 50G)(37B)(52G, 37N, 52N, 23G, 40G)(41G, 45N)(26G)(35G, 27G, 42G)(28G, 18G)

SACKS: Smith 14.0, Hansen 8.0, Wright 6.0, Bennett 4.0, Talley 4.0, Conlan 2.0, M. Patton 2.0, Bailey 1.0, Hicks 1.0, Odomes 1.0, Pike 1.0
BILLS 44.0, OPPONENTS 29.0

TEAM RECORDS SET IN 1992

- Most Total Yards, Game, Bills and Opponent Combined: 1,086—San Francisco 598, Buffalo 488; 9/13/92.
- Most Total Yards Allowed, Game: 598 at San Francisco; 9/13/92.
- Most Passing First Downs, Game, Bills and Opponent Combined: 38—Buffalo 21, Miami 27; 10/4/92.
- Most Passing Yards, Game, Bills and Opponent Combined: 820—San Francisco 439, Buffalo 381; 9/13/92.
- Fewest Punts, Game, Bills and Opponent Combined: 0—Buffalo 0, San Francisco 0; 9/13/92.
- Most Yards, Punt Returns, Season: 464.
- Fewest Yards, Kickoff Returns, Season: 758.

TEAM RECORDS TIED IN 1992

- Fewest Points Allowed, Game: 0 vs. Indianapolis; 9/20/92.
- Most Points Scored, 3rd Quarter, Game: 21 at New England; 9/27/92.
- Most Passing First Downs, Game: 21 vs. Miami; 10/4/92.
- Most Pass Attempts, Game: 58 vs. Miami; 10/4/92.
- Fewest Punts, Game: 0 at San Francisco; 9/13/92.
- Fewest Punts, Opponent, Game: 0 at San Francisco; 9/13/92.

1992 BILLS DEFENSIVE STATS

NAME	TT	UT	AT	SKS	QB		INT	PD	FF	FR
					PRS					
Talley	106	73	33	4	2	0	4	2	0	
Jones	92	75	17	0	3	*8	16	2	2	
Smith	89	66	23	14	22	0	3	3	0	
Conlan	82	61	21	2	3	1	2	0	0	
Bennett	81	61	20	4	15	0	5	2	3	
Wright	70	51	19	5.5	7	0	0	1	1	
Bailey	65	44	21	1	2	0	1	1	0	
Hansen	64	47	17	8	4	0	3	1	0	
Odomes	63	53	10	1	0	5	14	0	1	
Jackson	48	42	6	0	0	0	12	0	0	
Williams	39	37	2	0	0	2	10	0	0	
Kelso	37	24	13	0	0	7	10	0	0	
Patton	25	20	5	2	4	0	1	0	0	
Maddox	24	17	7	0	0	0	0	0	0	
Darby	23	15	8	0	1	0	2	0	0	
Schulz	14	7	7	0	1	0	0	0	1	
Willis	13	11	2	0	0	0	0	0	0	
Hicks	8	7	1	1	0	0	0	0	0	
Lodish	7	5	2	0.5	4	0	1	0	**1	
Harvey	6	4	2	0	0	0	0	0	0	
Pike	5	3	2	1	0	0	0	0	0	
Goganious	4	2	2	0	0	0	0	1	0	
Hale	2	2	0	0	0	0	0	0	0	

* INTs returned for TDs of 23 and 82 yards vs. Colts 9/20/92.

** FR returned for a 18-yard TD @ New England 9/27/92.

1992 BILLS SPECIAL TEAMS STATS

NAME	TT	KICKOFFS					PUNTS					FG
		UT	AT	FF	FR		UT	AT	FF	FR	Blk	Blk
Pike	26	7	10	0	0	3	6	0	0	0	0	0
Maddox	19	5	10	1	0	1	3	0	0	0	0	0
Tasker	19	8	6	0	0	2	3	0	0	0	0	0
Gardner	16	3	7	0	0	2	4	0	0	0	0	0
Hale	16	3	8	0	0	3	2	0	0	0	0	0
Patton	13	2	8	0	0	1	2	0	0	0	0	0
Harvey	8	2	6	0	1	0	0	0	0	0	0	0
Hicks	8	1	6	0	0	1	0	0	0	0	0	0
Darby	7	1	6	0	0	0	0	0	0	0	0	0
Schulz	6	2	4	0	0	0	0	0	0	0	0	0
Williams	5	2	3	0	0	0	0	0	0	0	0	0
Goganious	5	1	4	0	0	0	0	0	0	0	0	0
K. Davis	4	2	2	0	0	0	0	0	0	0	0	0
Fina	4	0	0	0	0	2	2	0	0	0	0	0
Lingner	4	0	0	0	0	2	2	0	0	0	0	0
Fuller	3	0	3	0	0	0	0	0	0	0	0	0
Bailey	2	0	0	0	0	1	1	0	0	0	0	0
Lamb	2	0	2	0	0	0	0	0	0	0	0	0
Christie	1	1	0	0	0	0	0	0	0	0	0	0
Edwards	1	0	0	0	0	0	1	0	0	0	0	0
Odomes	0	0	0	0	0	0	0	0	0	0	0	1

1992 PLAYOFF STATISTICS



WON 3, LOST 1

Jan 3	W (OT)	41-38	Houston	75,141
Jan 9	W	24-3	at Pittsburgh	60,407
Jan 17	W	29-10	at Miami	72,703
Jan 31	L	17-52	Dallas	98,374

	BILLS	OPPONENTS						
TOTAL FIRST DOWNS	80	80						
Rushing	29	23						
Passing	43	53						
Penalty	8	4						
3rd Down: Made/Att	32/59	20/49						
4th Down: Made/Att	2/6	3/8						
TOTAL NET YARDS	1411	1353						
Avg. Per Game	352.8	338.3						
TOTAL PLAYS	270	259						
Avg. Per Play	5.2	5.2						
NET YARDS RUSHING	557	381						
Avg. Per Game	139.3	95.3						
Total Rushes	142	89						
NET YARDS PASSING	854	972						
Avg. Per Game	213.5	243.0						
Sacked/Yards Lost	9/48	16/103						
Gross Yards	902	1075						
Att./Completions	119/76	154/95						
Completion Pct.	63.9	61.7						
Had Intercepted	7	6						
PUNTS/AVERAGE	11/40.4	13/33.8						
NET PUNTING AVG.	11/34.0	13/28.0						
PENALTIES/YARDS	15/113	19/146						
FUMBLES/BALL LOST	9/5	14/6						
TOUCHDOWNS	12	13						
Rushing	4	1						
Passing	8	9						
Returns	0	3						
SCORE BY PERIODS	1	2	3	4	OT	Total		
BILLS	13	20	52	23	3	111		
OPPONENTS	27	35	10	31	0	103		
SCORING	TD	Ru	Pa	Rt	PAT	FG	S	TP
Christie	0	0	0	0	12/12	9/10	0	39
Reed	3	0	3	0	0/0	0/0	0	18
Beebe	2	0	2	0	0/0	0/0	0	12
K. Davis	2	2	0	0	0/0	0/0	0	12
T. Thomas	2	1	1	0	0/0	0/0	0	12
Frerotte	1	0	1	0	0/0	0/0	0	6
Gardner	1	1	0	0	0/0	0/0	0	6
Lofton	1	0	1	0	0/0	0/0	0	6
BILLS	12	4	8	0	12/12	9/10	0	111
OPPONENTS	13	1	9	3	13/13	4/4	0	103

1992 PLAYOFF STATISTICS



PLAYOFF STATISTICS, continued

PASSING	Att	Cmp	Yds	Cmp%	Yds/Att	TD	TD%	Int	Int%	Long	Sack/Lost	Rating
Reich	88	55	643	62.5	7.31	7	8.0	3	3.4	40t	6/37	96.9
Kelly	31	21	259	67.7	8.35	1	3.2	4	12.9	40	3/11	64.5
BILLS	119	76	902	63.9	7.58	8	6.7	7	5.9	40t	9/48	84.8
OPPONENTS	154	95	1075	61.7	6.98	9	5.8	6	3.9	45t	16/103	85.8

RUSHING	No.	Yds	Avg	Long	TD
K. Davis	57	319	5.6	41	2
T. Thomas	61	195	3.2	24	1
Gardner	12	29	2.4	8	1
Lamb	1	16	16.0	16	0
Kelly	3	4	1.3	4	0
Reed	3	-2	-0.7	4	0
Reich	5	-4	-0.8	0	0
BILLS	142	557	3.9	41	4
OPPONENTS	89	381	4.3	38	1

RECEIVING	No.	Yds	Avg	Long	TD
Reed	19	313	16.5	40	3
T. Thomas	14	102	7.3	19	1
Beebe	12	186	15.5	40t	2
K. Davis	9	93	10.3	30	0
Metzelaars	8	72	9.0	24	0
Lofton	6	72	12.0	18	1
McKeller	4	39	9.8	23	0
Tasker	2	30	15.0	16	0
Frerotte	1	1	1.0	1t	1
Gardner	1	-6	-6.0	-6	0
BILLS	76	902	11.9	40t	8
OPPONENTS	95	1075	11.3	45t	9

INTERCEPTIONS	No.	Yds	Avg	Long	TD
Odomes	2	3	1.5	2	0
Hicks	1	31	31.0	31	0
Jones	1	15	15.0	15	0
Hansen	1	0	0.0	0	0
Williams	1	0	0.0	0	0
BILLS	6	49	8.2	31	0
OPPONENTS	7	125	17.9	58t	1

PUNTING	No.	Yds	Avg	Net	TB	In	Lg	B
Mohr	11	444	40.4	34.0	0	3	48	0
BILLS	11	444	40.4	34.0	0	3	48	0
OPPONENTS	13	440	33.8	28.0	3	4	57	1

PUNT RETURNS	Ret	FC	Yds	Avg	Long	TD
Hicks	2	2	16	8.0	16	0
Hale	0	1	0	0.0	0	0
BILLS	2	3	16	8.0	16	0
OPPONENTS	7	3	70	10.0	30	0

KICKOFF RETURNS	No.	Yds	Avg	Long	TD
K. Davis	5	95	19.0	33	0
Lamb	5	131	26.2	36	0
Hicks	1	20	20.0	20	0
BILLS	13	246	18.9	36	0
OPPONENTS	20	317	15.9	26	0

FIELD GOALS	1-19	20-29	30-39	40-49	50+
Christie	0/0	3/3	5/6	1/1	0/0
BILLS	0/0	3/3	5/6	1/1	0/0
OPPONENTS	0/0	2/2	1/1	0/0	1/1

Christie: (36, 32) (43) (21, 33, 38N, 21, 31, 38) (21).
Opponents (26) (38) (51) (20).



1992 POSTSEASON DEFENSIVE STATS

NAME	TT	UT	AT	SKS	PRS	INT	PD	FF	FR
Talley	29	20	9	2.5	3	0	2	1	1
Bennett	21	14	7	1	1	0	0	0	0
Smith	20	17	3	3.5	0	0	1	3	0
Hansen	19	17	2	2	1	1	2	0	2
Kelso	18	14	4	0	0	0	1	0	0
Patton	17	16	1	0	1	0	1	0	0
Conlan	17	10	7	0	0	0	1	0	0
Odomes	16	15	1	0	0	2	8	1	1
Williams	15	13	2	0	0	1	6	0	0
Jones	14	10	4	0	0	1	2	0	0
Wright	12	10	2	4	2	0	1	1	0
Hicks	6	6	0	1	0	1	4	0	0
Darby	5	4	1	0	0	0	2	0	0
Bailey	4	3	1	0	0	0	1	0	0
Jackson	2	2	0	0	0	0	0	0	0
Willis	2	2	0	2	0	0	0	0	0
Schulz	2	1	1	0	0	0	0	0	0
Goganious	1	1	0	0	0	0	0	0	0
Maddox	1	1	0	0	0	0	0	0	0
Pike	0	0	0	0	1	0	0	0	0

1992 POSTSEASON SPECIAL TEAMS STATS

NAME	TT	KICKOFFS				PUNTS					FG	
		UT	AT	FF	FR	UT	AT	FF	FR	Blk		Blk
Maddox	6	2	3	0	0	1	0	0	0	0	0	0
Pike	6	2	3	1	0	0	1	0	0	0	0	0
Bailey	4	0	2	0	0	0	2	0	0	0	0	0
Tasker	4	0	4	0	0	0	0	0	0	1	0	0
Gardner	3	3	0	0	1	0	0	0	0	0	0	0
Hicks	2	0	2	0	0	0	0	0	0	0	0	0
Lamb	2	1	1	0	0	0	0	0	0	0	0	0
Darby	1	0	1	0	0	0	0	0	0	0	0	0
Goganious	1	1	0	0	0	0	0	0	0	0	0	0
Hale	1	0	1	0	0	0	0	0	0	0	0	0
Metzelaars	1	0	0	0	0	0	1	0	0	0	0	0
Patton	1	0	0	0	0	0	1	0	0	0	0	0
Christie	0	0	0	0	1	0	0	0	0	0	0	0

BILLS OFFENSIVE & DEFENSIVE RANKINGS BY YARDS

(Since 1971)

Year	OFFENSE			DEFENSE		
	Total	Rush	Pass	Total	Rush	Pass
1971	25	24	18	25	26	11
1972	18	6	24	17	22	7
1973	10	1	26	14	7	17
1974	23	9	25	5	14	3
1975	1	1	8	24	14	26
1976	12	3	18	23	23	20
1977	8	18	1	23	25	16
1978	20	10	20	24	28	1
1979	21	28	9	14	24	6
1980	18	8	23	1	9	2
1981	8	13	9	7	17	4
1982	11	1	20	2	16	2
1983	25	24	18	24	24	18
1984	27	26	25	23	19	19
1985	25	24	21	17	26	11
1986	19	21	15	24	9	27
1987	16	17	18	12	22	9
1988	12	7	15	4	12	4
1989	5	3	8	11	14	10
1990	6	7	10	8	15	7
1991	1	1	4	27	24	21
1992	2	1	6	12	2t	20

CARLTON BAILEY

Bills' Edge Man of the Year

HOWARD BALLARD

Pro Football Weekly All-AFC Team
UPI All-AFC Team

STEVE CHRISTIE

Bills Monday Quarterback Club Co-Special Teams Player of the Year

JOHN FINA

Bills Monday Quarterback Club Rookie of the Year

KENT HULL

Bills Monday Quarterback Club Man of the Year

HENRY JONES

The Sporting News All-Pro Team
AP All-Pro Team
College & Pro FB Newsweekly All-Pro Team
UPI All-AFC Team
The Football News All-AFC Team
Pro Football Weekly All-AFC Team
Pro Football Writers Assoc. All-Pro Team.

JIM KELLY

AP All-Pro Second Team
Washington TD Club AFC
Quarterback of the Year
AFC Player of the Month (Sept.)
AFC Offensive Player of the Week (Weeks 2 & 4)
Football News Player of the Week (Week 2)

FRANK REICH

NFL Offensive Player of the Week (Jan 2-3 Wild Card week)

BRUCE SMITH

The Sporting News All-Pro Team
The Football News All-AFC Team
Pro Football Weekly All-AFC Team
AP All-Pro Second Team
NFL Defensive Player of the Week (January 17 Championship week)
Bills Ed Block Courage Award winner

STEVE TASKER

Pro Football Weekly All-AFC Team
College and Pro Football Newsweekly All-Pro Team
All-NFL Team Specialist
Pro Football Writers Association All-Pro Team
Bills Monday Quarterback Club Co-Special Teams Player of the Year

THURMAN THOMAS

UPI All-AFC Team
Football News All-AFC Team
Pro Football Weekly All-AFC Team
AP All-Pro Second Team
College and Pro Football Newsweekly All-Pro Second Team
AFC Player of the Week (Weeks 10 & 15)
Football News Player of the Week (Week 1 & 10)

WILL WOLFORD

Football News All-AFC Team

JEFF WRIGHT

AFC Defensive Player of the Week (Week 16)

THE CORNELIUS BENNETT TRADE

The trade that brought LB Cornelius Bennett to Buffalo was one of the most complex in NFL history. With the completion of the trade in the 1989 draft, here's a look back at the trade's details.

BUFFALO: *Received*—LB Cornelius Bennett from Indianapolis.
Gave Up—1st-round pick in '88, 1st- and 2nd-round picks in '89 and RB Greg Bell to Indianapolis to the Rams.

INDIANAPOLIS: *Received*—RB Eric Dickerson from the Rams.
Gave Up—1st- and 2nd-round picks in '88, 2nd-round pick in '89, RB Owen Gill, the Bills' 1st-round pick in '88, Bills' 1st- and 2nd-round picks in '89 and RB Bell.

RAMS: *Received*—RBs Bell, Gill and Gaston Green (with Bills' 1st-round pick in '88), WR Aaron Cox (with Indianapolis' 1st-round pick in '88), LB Fred Strickland (with Indianapolis' 2nd-round pick in '88), RB Cleveland Gary (with Bills' 1st-round pick in '89), LB Frank Stams (with Indianapolis' 2nd-round pick in '89) and DB Darryl Henley (with Bills' 2nd round pick in '89).
Gave Up—RB Eric Dickerson to Indianapolis.

WEEK 1

BILLS 40, LA Rams 7

September 6, 1992 - Rich Stadium - (79,001)

Buffalo RB Thurman Thomas became the sixth Bill to score four TDs in a game as the Bills rolled to a 40-7 victory over the Rams in the season opener. Thomas scored three TDs in the first half as Buffalo jumped out to an early 21-0 lead. Last year's NFL MVP, Thomas opened the scoring with a 10-yard TD reception from QB Jim Kelly, and scored on runs of one and six yards to give the Bills a 21-point advantage. LA got on the board with 3:06 left in the half when RB Robert Delpino hauled in a 12-yard pass from QB Jim Everett. The Bills closed out the first half scoring when OL Mitch Frerotte lined up as an eligible receiver and scored on a two-yard pass from Kelly, putting Buffalo up 27-7 at the intermission. Thomas scored his fourth TD of the afternoon on a 10-yard scamper with 11:52 left in the third quarter. K Steve Christie rounded out the Bills' scoring with field goals of 49 and 38 yards. Bills' WR James Lofton caught 6 passes for 56 yards, giving him 13,091 career receiving yards and a new NFL record, surpassing Steve Largent's total of 13,089. Buffalo DE Bruce Smith had nine tackles, two sacks and five QB pressures to help Buffalo to its fifth straight opening day victory.

RAMS	0	7	0	0	7
BILLS	14	13	7	6	40

SCORING

Team	Period	Clock	Scoring Play	Drive	Score
Buffalo	1	7:35	10 yd pass Thomas from Kelly (Christie PAT)	9/55	7-0
Buffalo	1	1:21	1 yd run by Thomas (Christie PAT)	9/57	14-0
Buffalo	2	11:04	6 yd run by Thomas (Christie PAT)	2/8	21-0
Rams	2	3:06	12 yd pass Delpino from Everett (Zendejas PAT)	1/12	21-7
Buffalo	2	0:29	2 yd pass Frerotte from Kelly (kick failed)	7/56	27-7
Buffalo	3	11:52	10 yd run by Thomas (Christie PAT)	6/32	34-7
Buffalo	4	13:41	Christie 49 yd FG	6/49	37-7
Buffalo	4	6:22	Christie 38 yd FG	11/45	40-7

TEAM STATISTICS

	BILLS	RAMS
First Downs	23	15
Rushes/Yards	33/207	22/66
Net Passing Yards	156	149
Passing (A-C-I)	30-19-1	38-19-4
Sacked by Opponent	2-9	3-21
Punts/Average	4-42.3	6-42.5
Fumbles/Lost	2-0	2-0
Penalties	12-75	7-60
Time of Possession	29:49	30:11
Weather:	Sunny and 71 degrees	

INDIVIDUAL STATISTICS

RUSHING:	BILLS: Thomas 22-103; Davis 5-44; Gardner 5-36; Reed 1-24; Kelly 1-0 RAMS: Delpino 9-30; Gary 9-24; Stradford 3-12; Pagel 1-0
PASSING:	BILLS: Kelly 13-19-106-2TDs-1 INT; Reich 6-11-59-0 TD-0 INT RAMS: Everett 18-35-160-1 TD-4 INT; Pagel 1-3-10-0 TD-0 INT
RECEIVING:	BILLS: Lofton 6-56; Thomas 3-33; Reed 2-29; Davis 2-13; Gardner 2-13; McKeller 1-8; Beebe 1-6; Metzelaars 1-5; Frerotte 1-2 RAMS: Delpino 5-46; Anderson 3-30; Gary 3-28; Price 3-26; Cox 2-25; Ellard 2-8; Chadwick 1-7

GAME NOTES

- WR James Lofton became the NFL's all-time leader in receiving yardage (13,091).
- RB Thurman Thomas became the 6th player in Bills' history to score 4 TDs in a single game.

WEEK 2

BILLS 34, San Francisco 49ers 31

September 13, 1992 - Candlestick Park - (64,053)

Bills' RB Thurman Thomas and TE Pete Metzelaars each scored twice, and QB Jim Kelly threw for 403 yards and three TDs to lead Buffalo to a wild 34-31 victory over the 49ers. SF took an early 14-3 lead before Kelly hit Thomas with a 20-yard scoring strike to pull the Bills within four, 14-10. After exchanging FGs, 49er QB Steve Young connected with WR John Taylor for a seven-yard TD with 11 seconds left in the half to put SF up 24-13 at the intermission. Two scoring tosses from Kelly to Metzelaars, including a 53-yarder, put Buffalo on top 27-24 with 6:51 left in the third. The 49ers regained the lead when Young hit Taylor for a 54-yard score with six seconds remaining in the third quarter. In the fourth quarter, Bills' CB Nate Odomes picked off Young at the Buffalo 28, thwarting the 49ers drive. Buffalo then drove to the SF 20 yard line where Kelly hit WR James Lofton on a fourth down play to keep the Bills' hopes alive. One play later, Thomas raced up the middle for an 11-yard score to give the Bills a 34-31 lead. SF, however, drove to the Buffalo 29-yard line, setting up a 47-yard FG attempt by K Mike Cofer. The attempt sailed wide right, securing the Buffalo victory. Both teams combined for 1,086 yards, the fourth highest total in NFL history, and for the first time in the history of the league neither team attempted a punt. Kelly and Young each threw for over 400 yards, marking only the third time that had been accomplished.

BILLS	3	10	14	7	34
SF 49ers	7	17	7	0	31

WEEK 2: SAN FRANCISCO, continued

SCORING

Team	Period	Clock	Scoring Play	Drive	Score
SF	1	3:26	23 yd pass Turner from Young (Cofer PAT)	4/40	0-7
Buffalo	1	:18	Christie 41 yd FG	8/57	3-7
SF	2	11:53	2 yd run by Rathman (Cofer PAT)	7/80	3-14
Buffalo	2	9:35	20 yd pass Thomas from Kelly (Christie PAT)	7/73	10-14
SF	2	6:53	Cofer 24 yd FG	6/64	10-17
Buffalo	2	2:31	Christie 28 yd FG	10/80	13-17
SF	2	:11	7 yd pass Taylor from Young (Cofer PAT)	7/80	13-24
Buffalo	3	12:33	53 yd pass Metzelaars from Kelly (Christie PAT)	5/80	20-24
Buffalo	3	6:51	24 yd pass Metzelaars from Kelly (Christie PAT)	5/60	27-24
SF	3	:06	54 yd pass Taylor from Young (Cofer PAT)	4/60	27-31
Buffalo	4	3:04	11 yd run by Thomas (Christie PAT)	12/72	34-31

TEAM STATISTICS

	BILLS	49ERS
First Downs	25	26
Rushes/Yards	33/107	30/159
Net Passing Yards	381	439
Passing (A-C-I)	33-22-1	37-26-1
Sacked by Opponent	3-22	1-10
Punts/Average	0-0	0-0
Fumbles/Lost	2-2	4-2
Penalties	2-10	5-51
Time of Possession	26:22	33:38
Weather: Cloudy and 75 degrees		

INDIVIDUAL STATISTICS

RUSHING:	BILLS: Thomas 19-85; Davis 5-11; Kelly 7-8; Fuller 1-3; Gardner 1-0 49ers: Watters 16-83; Young 7-50; Rathman 5-20; Henderson 2-6
PASSING:	BILLS: Kelly 22-33-403-3 TD-1 INT 49ers: Young 26-37-449-3 TD-1 INT
RECEIVING:	BILLS: Reed 10-144; Metzelaars 4-113; Thomas 4-94; Lofton 3-39; Beebe 1-13 49ers: Sherrard 6-159; Taylor 5-112; Turner 2-80; Rathman 5-37; Rice 3-26; Watters 4-22; Williams 1-13

GAME NOTES

- 1,086 combined yards by both clubs set a Bills' record, and was the fourth highest total in NFL history.
- Kelly's 403 yards passing marked the first time in regular season the Bills' QB has thrown for 400+ yds.

WEEK 3

BILLS 38, Indianapolis Colts 0

September 20, 1992 - Rich Stadium - (77,781)

Buffalo opened up a tight game with four second half touchdowns, downing the Indianapolis Colts 38-0 in a Sunday night contest. Buffalo held its opponent scoreless for the 17th time in club history, and recorded its largest regular season margin of victory in Rich Stadium. DE Bruce Smith led the Bills' defensive attack with 11 tackles, three sacks and two QB pressures. Of Smith's nine unassisted stops, eight were for a loss. Safety Henry Jones garnered two interceptions, returning both for TDs, becoming the first Bill to accomplish the feat, and only the 16th player in league history. Buffalo got on the board in the first quarter when QB Jim Kelly hit TE Pete Metzelaars on a one-yard TD strike to cap an 11-play, 69-yard drive. Steve Christie hit a 52-yard field goal with 19 seconds remaining to cap the first half scoring. Christie's 52-yard effort equalled a club record and gave him a perfect 3-3 career mark from 50+ yards. Buffalo took the second half kickoff and marched 77 yards, where a one-yard TD plunge by FB Carwell Gardner put Buffalo up, 17-0. Henry Jones' INT returns for TDs highlighted the Bills' second half. His 23 and 82-yard returns were enough to place him third in the Buffalo record books for INT return yardage in a single game. Sandwiched between Jones' scores, Bills' OL John Fina hauled in a one-yard TD pass from Kelly, giving him his first NFL points.

COLTS	0	0	0	0	0
BILLS	7	3	14	14	38

SCORING

Team	Period	Clock	Scoring Play	Drive	Score
Buffalo	1	:33	Metzelaars 1 yd pass from Kelly (Christie PAT)	11/69	7-0
Buffalo	2	:19	Christie 52 FG	5/15	10-0
Buffalo	3	10:22	1 yd run by Gardner (Christie PAT)	10/77	17-0
Buffalo	3	7:17	Jones 23 yd INT return (Christie PAT)	0/0	24-0
Buffalo	4	11:32	Fina 1 yd pass from Kelly (Christie PAT)	12/78	31-0
Buffalo	4	5:35	Jones 82 yd INT return (Christie PAT)	0/82	38-0

WEEK 3: INDIANAPOLIS, continued

TEAM STATISTICS		
	BILLS	COLTS
First Downs	24	9
Rushes/Yards	41/169	24/37
Net Passing Yards	211	103
Passing (A-C-I)	27-17-0	26-13-3
Sacked by Opponent	0-0	5-39
Punts/Average	3-34.7	8-50.0
Fumbles/Lost	3/2	4/0
Penalties	7-44	11-82
Time of Possession	30:48	29:12
Weather: Clear, crisp, 65 degrees		
INDIVIDUAL STATISTICS		
RUSHING:	BILLS: Davis 12-64; Thomas 14-42; Fuller 3-27; Gardner 5-19; Reed 2-17; Kelly 2-3; Reich 3(-3) COLTS: Culver 14-14; Johnson 5-13; Tupa 2-10, Trudeau 3-0	
PASSING:	BILLS: Kelly 17-27-211 -2 TDs- 0 INT COLTS: Trudeau 6-14-78-0 TD-2 INT; Tupa 7-12-64-0 TD-1 INT	
RECEIVING:	BILLS: Reed 5-77; Metzelaars 6-53; Lamb 2-36; Thomas 2-29; Davis 1-15; Fina 1-1 COLTS: Hester 3-42; Cash 3-37; Johnson 3-31; Brooks 2-20; Culver 2-12.	

GAME NOTES

- S Henry Jones became the first Bill to return two INTs for TDs.
- K Steve Christie's 52 yd FG tied a Bills' record for longest FG.

WEEK 4 **BILLS 41, New England Patriots 7**
September 27, 1992 - Foxboro Stadium - (52,527)

Buffalo exploded for 35 second half points, 21 in the third quarter, to roll over the New England Patriots, 41-7. QB Jim Kelly threw for 308 yards and three TDs, and WRs Andre Reed and James Lofton each eclipsed the 100-yard receiving mark. Buffalo took a slim 6-0 lead into the locker room at halftime on a pair of K Steve Christie FGs of 42 and 30 yards. The Bills took the second half kickoff and immediately drove 84 yards for the score, capped off by a 29-yard TD strike from Kelly to Lofton, the first of two on the day and Lofton's 70th of his career. RB Thurman Thomas, who rushed for 120 yards on the day, put Buffalo up 20-0 with a one-yard score with 6:04 left in the third. Kelly hit Reed on a 45-yard TD pass on the Bills next series to put the game in hand, 27-0. Kelly hit Lofton again for a score to open up the fourth quarter, this time from 22 yards, capping off a 5-play, 41-yard drive. Two plays later, Patriots' QB Hugh Millen fumbled and Bills' reserve NT Mike Lodish recovered and returned the miscue 18 yards for his first NFL score, extending Buffalo's lead to 41-0. New England finally got on the board with 8:41 remaining when Millen hit TE Marv Cook on a four-yard pass to close the scoring.

BILLS	3	3	21	14	41
PATRIOTS	0	0	0	7	7

SCORING

Team	Period	Clock	Scoring Play	Drive	Score
Buffalo	1	2:06	Christie 42 yd FG	15/72	3-0
Buffalo	2	1:54	Christie 30 yd FG	6/63	6-0
Buffalo	3	11:05	29 yd pass Lofton from Kelly (Christie PAT)	8/84	13-0
Buffalo	3	6:04	1 yard run by Thomas (Christie PAT)	6/68	20-0
Buffalo	3	2:47	45 yd pass Reed from Kelly (Christie PAT)	5/75	27-0
Buffalo	4	13:47	22 yd pass Lofton from Kelly (Christie PAT)	5/41	34-0
Buffalo	4	13:03	Lodish 18 yd fumble return (Christie PAT)	0/0	41-0
NE	4	8:41	4 yd pass Cook from Millen (Baumann PAT)	11/80	41-7

TEAM STATISTICS

	BILLS	PATRIOTS
First Downs	23	16
Rushes/Yards	40/182	25/69
Net Passing Yards	308	196
Passing (A-C-I)	20-15-0	33-24-1
Sacked by Opponent	0-0	1-6
Punts/Average	1-39	4-43.5
Fumbles/Lost	2-1	2-2
Penalties	6-43	11-75
Time of Possession	30:01	29:59
Weather: Cloudy, 72 degrees		

INDIVIDUAL STATISTICS

RUSHING:	BILLS: Thomas 18-120; Davis 10-39; Gardner 5-17; Fuller 2-9; Kelly 1-1; Reich 4(-4) PATRIOTS: Russell 18-59; Millen 5-13; Vaughn 1-0; Stephens 1(-3)	
PASSING:	BILLS: Kelly 15-20-308-3 TDs- 0 INT PATRIOTS: Millen 24-33-202-1TD-1 INT	
RECEIVING:	BILLS: Reed 9-168; Lofton 4-113; Thomas 2-27. PATRIOTS: McMurtry 7-69; Cook 7-60; Coates 4-31; Fryar 3-29; Stephens 1-9; Timpson 1-7; Russell 1(-3)	

WEEK 4: NEW ENGLAND, continued

GAME NOTES

- Bills' 153 points scored in its first four games most by any team in club history.
- Andre Reed set a career high with 168 yards receiving.
- Mark Kelso moved into 5th place on Bills' all-time list with 24 INTs.
- Reed and Lofton became the 10th Buffalo tandem to record 100+ receiving yards in the same game.

WEEK 5

Miami Dolphins 37, **BILLS 10**

October 4, 1992 – Rich Stadium – (80,368)

The Miami Dolphins defeated the Bills 37-10 for only their second victory in the last twelve meetings in front of an in-stadium record crowd. It was Buffalo's worst non-strike defeat at home since a 37-7 setback at the hands of Denver in 1984. Buffalo jumped on top 3-0 on a 40-yard Steve Christie FG before the Dolphins scored 17 unanswered points on two Dan Marino TD passes and a Pete Stoyanovich 30-yard FG. Marino hit TE Keith Jackson and RB Tony Paige for TD strikes of 24 and 5 yards, respectively. Bills' QB Jim Kelly found WR Andre Reed for Buffalo's lone TD from 16 yards out to set the halftime score, 17-10. After a 9-yard Marino to Bobby Humphrey TD pass to open the second half, Miami FS Louis Oliver returned a Kelly INT 103 yards, tying the NFL all-time record, to put the Dolphins up 31-10. Miami closed the scoring with two Stoyanovich FGs. The result snapped Buffalo's streak atop the AFC East at 36 weeks.

DOLPHINS	3	14	17	3	37
BILLS	3	7	0	0	10

SCORING

Team	Period	Clock	Scoring Play	Drive	Score
Buffalo	1	4:52	Christie 40 yd FG	6/30	3-0
Miami	1	0:00	Stoyanovich 30 yd FG	11/66	3-3
Miami	2	7:39	24 yd pass Jackson from Marino (Stoyanovich PAT)	2/38	3-10
Miami	2	1:55	5 yd pass Paige from Marino (Stoyanovich PAT)	5/34	3-17
Buffalo	2	0:45	16 yd pass Reed from Kelly (Christie PAT)	10/80	10-17
Miami	3	9:23	9 yd pass Humphrey from Marino (Stoyanovich PAT)	13/82	10-24
Miami	3	4:38	Oliver 103 yd INT return (Stoyanovich PAT)	0/0	10-31
Miami	3	0:54	Stoyanovich 43 yd FG	4/4	10-34
Miami	4	9:19	Stoyanovich 34 yd FG	4/22	10-37

TEAM STATISTICS

	BILLS	DOLPHINS
First Downs	26	20
Rushes/Yards	22/63	26/80
Net Passing Yards	337	282
Passing (A-C-I)	58-31-4	33-21-1
Sacked by Opponent	3-28	0-0
Punts/Average	4-40	4/36.3
Fumbles/Lost	2-1	0-0
Penalties	4-35	11-80
Time of Possession	27:53	32:07
Weather: Sunny and clear, 57 degrees		

INDIVIDUAL STATISTICS

RUSHING:	BILLS: Thomas 11-33; Davis 6-19; Tasker 1-9; Gardner 2-5; Kelly 1-4; Reed 1-(-7) DOLPHINS: Higgs 15-37; Humphrey 4-22; Marino 2-13; Craver 3-9; Saxon 1-0; Mitchell 1-(-1)
PASSING:	BILLS: Kelly 25-48-306-1 TD- 4 INT.; Reich 6-10-59-0 TD-0 INT DOLPHINS: Marino 21-33-282-3 TD-1 INT
RECEIVING:	BILLS: Reed 6-94; Lofton 6-84; Thomas 9-83; Lamb 3-39; Awalt 4-34; Tasker 1-17; Metzelaars 2-14 DOLPHINS: Humphrey 6-72; Jackson 4-64; Clayton 4-56; Martin 2-47; Paige 3-35; Banks 1-6; Duper 1-2

GAME NOTES

- Buffalo had its streak of consecutive weeks atop the AFC East snapped at 36.

WEEK 6

L.A. Raiders 20, **BILLS 3**

October 11, 1992 – L.A. Coliseum – (52,287)

Buffalo managed only three second quarter points and fell to the LA Raiders, marking the first time the Bills dropped back-to-back contests since 1989. LA got on the board late in the first quarter when QB Todd Marinovich hit RB Eric Dickerson on a two-yard TD pass, capping a six play 50-yard drive. The Bills then drove 83 yards in 17 plays, highlighted by an 11-yard fourth down run by P Chris Mohr. K Steve Christie connected on a 25-yard FG for Buffalo's lone points of the contest. On the Raiders next possession, Marinovich found WR Tim Brown for a 50-yard TD strike to give LA a 14-3 lead. After a 53-yard completion from Kelly to WR Brad Lamb, LA CB Terry McDaniel intercepted a Kelly pass and returned it 46 yards to the Buffalo 39 yard line. Seven plays later, K Jeff Jaeger booted a 45-yard FG to set the halftime score at 17-3. The only score of the second half came on a Jaeger 36-yard FG set up when Kelly fumbled after being sacked by DE Anthony Smith. Kelly was sacked five times and Buffalo scored only once in four times inside the LA 20 yard line to set the tone of the game. Mohr punted five times for a 49.6 average, and recovered his first NFL fumble as the Bills dropped to 4-2.

WEEK 6: LOS ANGELES RAIDERS, continued

BILLS	0	3	0	0	3
RAIDERS	7	10	3	0	20

SCORING

Team	Period	Clock	Scoring Play	Drive	Score
Raiders	1	5:01	2 yd pass Dickerson from Marinovich (Jaeger PAT)	6/50	0-7
Buffalo	2	12:33	Christie 25 yd FG	17/83	3-7
Raiders	2	10:25	52 yd pass Brown from Marinovich (Jaeger PAT)	6/80	3-14
Raiders	2	4:45	Jaeger 45 yd FG	7/12	3-17
Raiders	3	5:48	Jaeger 36 yd FG	4/7	3-20

TEAM STATISTICS

	BILLS	RAIDERS
First Downs	22	16
Rushes/Yards	29/92	31/92
Net Passing Yards	258	156
Passing (A-C-I)	45-26-1	21-11-1
Sacked by Opponent	5-44	4-32
Punts/Average	5-49.6	6-40.8
Fumbles/Lost	1-1	1-1
Penalties	8-92	5-55
Time of Possession	30:59	29:01
Weather:	Sunny, 82 degrees	

INDIVIDUAL STATISTICS

RUSHING:	BILLS: Thomas 16-52; Davis 9-30; Mohr 1-11; Gardner 1-0; Kelly 2-(-1)
	RAIDERS: Dickerson 16-52; Allen 10-37; Smith 3-4; Marinovich 2-(-1)
PASSING:	BILLS: Kelly 26-45-302-0 TD- 1 INT
	RAIDERS: Marinovich 11-21-188-2 TD-1 INT
RECEIVING:	BILLS: Reed 6-85; Lofton 5-72; Lamb 2-64; Metzelaars 6-41; Thomas 3-27; Fuller 2-17; Davis 2-(-4)
	RAIDERS: Brown 1-52; Gault 2-47; Horton 1-22; Fernandez 1-21; Smith 2-15; Dickerson 2-11; Allen 1-11; Glover 1-9

GAME NOTES

- Jim Kelly became the first Buffalo QB in history to throw for 300+ yards in three consecutive games.
- Andre Reed went over the 7,000 yard receiving mark for his career.

WEEK 7

OPEN DATE

WEEK 8

BILLS 24, New York Jets 20

October 26, 1992 - Giants Stadium - (68,181)

QB Jim Kelly hit RB Thurman Thomas on a 12-yard TD pass with 51 seconds remaining to give the Bills a 24-20 come-from-behind victory over the Jets. The Jets took a 20-17 lead with 1:50 left when RB Brad Baxter scored from one yard out. The score was set up by a 44-yard pass interference call which put the ball on the Buffalo one. New York got on the board first when K Gary Blanchard connected on a 42-yard FG to put the Jets up, 3-0. Buffalo took a 7-3 lead on its next possession when RB Kenneth Davis dove over the top from two yards out for his first TD of the season. After another Blanchard FG, this one from 40 yards out, Kelly hit WR James Lofton on a 16-yard TD strike, capping a six-play, 62-yard drive to set the halftime score, 14-6. New York drove 84 yards on their first possession of the second half to pull within one, 14-13. RB Pat Chaffey scored from one yard out to cap the 10-play drive. A 33-yard Steve Christie FG extended Buffalo's lead to four at the end of the third quarter. After trading turnovers, and two Buffalo punts, New York engineered a 77-yard drive which put them on top, 20-17. Buffalo needed only 51 seconds to go 75 yards for the Kelly to Thomas game-winner. Thomas gained 142 yards on 21 carries and WR Don Beebe grabbed six passes for 106 yards to lead Buffalo to its 10th straight victory over the Jets.

BILLS	0	14	3	7	24
JETS	3	3	7	7	20

SCORING

Team	Period	Clock	Scoring Play	Drive	Score
Jets	1	1:32	Blanchard 42 yd FG	13/40	0-3
Buffalo	2	14:06	2 yd run by Davis (Christie PAT)	6/65	7-3
Jets	2	3:02	Blanchard 40 yd FG	8/37	7-6
Buffalo	2	:18	16 yard pass Lofton from Kelly (Christie PAT)	6/62	14-6
Jets	3	5:56	1 yd run by Chaffey (Blanchard PAT)	10/84	14-13
Buffalo	3	:52	Christie 33 yd FG	11/49	17-13
Jets	4	1:50	1 yd run by Baxter (Blanchard PAT)	5/17	17-20
Buffalo	4	:51	12 yd pass Thomas from Kelly (Christie PAT)	7/75	24-20

WEEK 8: NEW YORK JETS, continued

TEAM STATISTICS

	BILLS	JETS
First Downs	21	22
Rushes/Yards	28/165	33/142
Net Passing Yards	208	184
Passing (A-C-I)	29-15-1	37-22-2
Sacked by Opponent	2-18	2-20
Punts/Average	6-36.7	4-49.3
Fumbles/Lost	2-1	0-0
Penalties	9-77	6-50
Time of Possession	21:36	38:24
Weather: Cloudy, 52 degrees		

INDIVIDUAL STATISTICS

RUSHING:	BILLS: Thomas 21-142; Davis 4-22; Kelly 1-4; Gardner 1-3; Beebe 1- (-6) JETS: Thomas 20-88; Chaffey 2-30; Baxter 9-24; Nagle 2-0
PASSING:	BILLS: Kelly 15-29-226-2 TD-1 INT JETS' Nagle 19-32-167-0 TD-2 INT; O'Brien 3-5-37-0 TD-0 INT
RECEIVING:	BILLS: Beebe 6-106; Reed 3-55; Lofton 2-27; Thomas 3-22; Gardner 1-16 JETS: Moore 7-80; Boyer 4-23; Mitchell 1-18; Toon 3-18; Mathis 1-17; Thomas 2-15; Whisenhunt 1-10; Chaffey 1-9; Baxter 1-8; Burkett 1-6

GAME NOTES

- QB Jim Kelly's 16-yard TD pass to WR James Lofton was the 150th of his career.
- LB Darryl Talley played in his 156th straight contest, setting a new Bills' record.

WEEK 9

BILLS 16, New England Patriots 7

November 1, 1992 - Rich Stadium - (78,268)

Buffalo scored 16 second half points and shut down the New England offense to earn a hard-fought 16-7 victory over the Patriots. The Bills, who held New England to 196 total net yards, finished the first half of the 1992 campaign with a 6-2 record and tied for first place in the AFC East with the Miami Dolphins. The Patriots got on the board first with 1:23 remaining in the first half when LB Vincent Brown recovered a Thurman Thomas fumble and returned it 25 yards for New England's lone score. On their first possession of the second half, the Bills marched 74 yards on 13 plays, tying the game on a three-yard TD pass from QB Jim Kelly to Pete Metzelaars. On the next series, Buffalo recorded its first safety since 1988 when CB Chris Hale downed Patriot punter Shawn McCarthy in the end zone. The Bills went up 16-7 when Kelly hit WR James Lofton with a 13-yard TD aerial with 5:05 remaining in the contest. The 73-yard drive was highlighted by RB Kenneth Davis' 38 total yards. Davis, who replaced an injured Thurman Thomas in the backfield, rushed for 41 yards and caught six passes for an additional 44 yards. LB Cornelius Bennett recorded eight TT's, 2.5 sacks and forced a fumble.

PATRIOTS	0	7	0	0	7
BILLS	0	0	9	7	16

SCORING

Team	Period	Clock	Scoring Play	Drive	Score
NE	2	1:23	Brown 25 yd fumble return (Baumann PAT)	0/0	0-7
Buffalo	3	4:22	3 yd pass Metzelaars from Kelly (Christie kick)	13/74	7-7
Buffalo	3	2:34	McCarthy tackled by Hale for a safety	0/0	9-7
Buffalo	4	5:05	13 yd pass Lofton from Kelly (Christie PAT)	10/73	16-7

TEAM STATISTICS

	BILLS	PATRIOTS
First Downs	20	14
Rushes/Yards	34/89	26/69
Net Passing Yards	199	127
Passing (A-C-I)	32-22-2	26-17-1
Sacked by Opponent	2-6	5-44
Punts/Average	5-37.2	5-34.0
Fumbles/Lost	2-1	4-2
Penalties	5-35	9-66
Time of Possession	30:06	29:54
Weather: Sunny, 45 degrees		

INDIVIDUAL STATISTICS

RUSHING:	BILLS: Davis 16-41; Thomas 12-29; Gardner 2-10; Kelly 4-9 PATRIOTS: H. Russell 15-40; Vaughn 5-15; Stephens 2-9; Hodson 2-6; McCarthy 1-0; Turner 1- (-1)
PASSING:	BILLS: Kelly 22-33-205-2 TD- 2 INT PATRIOTS: Hodson 17-26-171-1 INT
RECEIVING:	BILLS: Lofton 4-51; Thomas 5-45; Davis 6-44; Beebe 2-26; Reed 2-22; Metzelaars 3-17 PATRIOTS: Cook 6-57; Fryar 2-37; McMurtry 4-36; Timpson 2-18; Stephens 2-16; Russell 1-7

WEEK 10

BILLS 28, Pittsburgh Steelers 20
 November 8, 1992 - Rich Stadium - (80,294)

Buffalo jumped out to a 21-3 lead and held on to defeat the Pittsburgh Steelers, 28-20. RB Thurman Thomas rushed for 155 yards and QB Jim Kelly threw for 290 yards and three TDs, including two to WR James Lofton, to lead the Bills to their third straight victory. Buffalo got on the board first when Kelly hit Lofton on a 22-yard TD strike with 5:57 left in the first quarter. The Steelers came back, driving 68 yards for a 28-yard FG by K Gary Anderson. Buffalo marched 82 yards on their next possession, with Kelly finding OL Mitch Frerotte in the end zone from two yards out on a tackle eligible play to put the Bills up, 14-3. The Bills then drove 49 yards on seven plays, highlighted by a 26-yard pass from Kelly to TE Keith McKeller, before Thurman Thomas scored from one yard out. Pittsburgh closed out the first half scoring when Anderson connected on a 49-yard FG with no time left on the clock. The Steelers reduced the margin to 21-13 when QB Neil O'Donnell hit WR Ernie Mills on a 12-yard TD strike to open the second half. Buffalo then engineered an 80-yard drive, capped off by Kelly's second scoring toss to Lofton, this one from 45 yards out, to give Buffalo a 28-13 lead. The Steelers closed out the scoring with a 10-yard TD pass from O'Donnell to RB Merrill Hoge.

STEELERS	0	6	14	0	20
BILLS	7	14	7	0	28

SCORING

Team	Period	Clock	Scoring Play	Drive	Score
Buffalo	1	5:57	22 yd pass Lofton from Kelly (Christie PAT)	9/60	7-0
Pittsburgh	2	14:49	Anderson 28 yd FG	13/68	7-3
Buffalo	2	10:10	2 yd pass Frerotte from Kelly (Christie PAT)	11/82	14-3
Buffalo	2	4:59	1 yd run by Thomas (Christie PAT)	7/49	21-3
Pittsburgh	2	0:00	Anderson 49 yd FG	2/12	21-6
Pittsburgh	3	10:29	12 yd pass Mills from O'Donnell (Anderson PAT)	8/54	21-13
Buffalo	3	7:43	45 yd pass Lofton from Kelly (Christie PAT)	7/80	28-13
Pittsburgh	3	0:30	10 yd pass Hoge from O'Donnell (Anderson PAT)	14/74	28-20

TEAM STATISTICS

	BILLS	STEELERS
First Downs	31	17
Rushes/Yards	44/174	25/87
Net Passing Yards	284	146
Passing (A-C-I)	33-26-0	25-15-0
Sacked by Opponent	1-6	1-12
Punts/Average	2-29.5	5-48.0
Fumbles/Lost	3-2	1-0
Penalties	7-60	10-73
Time of Possession	32:32	27:28
Weather: Sunny and 37 degrees		

INDIVIDUAL STATISTICS

RUSHING:	BILLS: Thomas 37-155; Davis 4-16; Kelly 3-3 STEELERS: Foster 22-78; Thompson 2-8; Hoge 1-1
PASSING:	BILLS: Kelly 26-33-290-3 TD-0 INT STEELERS: O'Donnell 15-24-158-2 TD-0 INT; Foster 0-1
RECEIVING:	BILLS: Beebe 8-101; Lofton 3-79; McKeller 5-59; Thomas 4-30; Tasker 1-7; Metzelaars 1-6; Davis 1-4; Frerotte 1-2; Reed 2-2 STEELERS: Davenport 3-44; Green 4-41; Foster 4-36; Hoge 2-17; Mills 1-12; Thompson 1-8

GAME NOTES

- The Bills' 31 first downs tied for second on the team's all-time list, two first downs shy of the club record (33) set against Miami, 9/1/91.
- OL Mitch Frerotte caught his second TD pass of 1992 (2nd career) against the Steelers on a lineman eligible play. The last NFL lineman to record two TD passes in a single season was Cincinnati's Anthony Munoz (1986).

WEEK 11

BILLS 26, Miami Dolphins 20
 November 16, 1992 - Joe Robbie Stadium (70,629)

RB Kenneth Davis scored twice and K Steve Christie kicked four FGs as Buffalo rallied from a 14-3 deficit to down Miami, 26-20. The victory gave Buffalo sole possession of first place in the AFC East. Miami got on the board first when QB Dan Marino hit TE Greg Baty from one yard out to put Miami up, 7-0. After a K Steve Christie 26-yard FG, Marino found WR Mark Clayton in the endzone for a 19-yard TD strike to give the Dolphins a 14-3 lead. Buffalo then put together a nine-play drive which was capped off by a club record 54-yard FG by Christie. The Bills then orchestrated an 11-play, 83-yard drive which resulted in a five-yard TD run by Davis. Stoyanovich rounded out the first half scoring with a 21-yard FG to set the score, 17-13, Dolphins. The Bills took the lead on their first possession of the second half when Davis scored from one yard out to put Buffalo on top, 20-17. After a Miami fumble set up a 23-yard Christie FG, Bills' S Henry Jones intercepted a Marino pass and returned it 22 yards, setting a new Buffalo record for most INT return yards in a season with 236. Christie then connected on his fourth FG of the day, a 19-yarder, to give the Bills a 26-17 advantage. A Stoyanovich 50-yard FG with 4:04 remaining rounded out the scoring.

1992 GAME SUMMARIES



WEEK 11: MIAMI, continued

BILLS	3	10	13	0	26
DOLPHINS	7	10	0	3	20

SCORING

Team	Period	Clock	Scoring Play	Drive	Score
Miami	1	6:23	1 yd pass Baty from Marino (Stoyanovich PAT)	12/75	0-7
Buffalo	1	2:06	Christie 26 yd FG	10/71	3-7
Miami	2	12:30	19 yd pass Clayton from Marino (Stoyanovich PAT)	7/66	3-14
Buffalo	2	9:11	Christie 54 yd FG	9/40	6-14
Buffalo	2	3:20	5 yd run by Davis (Christie PAT)	11/83	13-14
Miami	2	0:42	Stoyanovich 21 yd FG	8/76	13-17
Buffalo	3	9:16	1 yd run by Davis (Christie PAT)	8/46	20-17
Buffalo	3	3:17	Christie 23 yd FG	10/51	23-17
Buffalo	3	0:11	Christie 19 yd FG	5/16	26-17
Miami	4	4:04	Stoyanovich 50 yd FG	7/34	26-20

TEAM STATISTICS

	BILLS	DOLPHINS
First Downs	26	20
Rushes/Yards	36/111	19/64
Net Passing Yards	212	286
Passing (A-C-I)	32-19-0	33-22-1
Sacked by Opponent	0-0	4-35
Punts/Average	2/51.0	2/46.0
Fumbles/Lost	0-0	1-1
Penalties	5-24	10-99
Time of Possession	27:33	32:27

Weather: Partly cloudy, 72 degrees

INDIVIDUAL STATISTICS

RUSHING:	BILLS: Thomas 22-73; Davis 9-27; ; Reed 1-9; Gardner 2-4; Kelly 2- (-2)
	DOLPHINS: Higgs 12-34; Humphrey 7-30
PASSING:	BILLS: Kelly 19-32-212-0 TD-0 INT
	DOLPHINS: Marino 22-33-321-2 TD-1 INT
RECEIVING:	BILLS: Thomas 6--66; Reed 3-38; Lofton 3-37; Beebe 3-37; McKeller 2-11; Metzelaars 1-15; Gardner 1-8
	DOLPHINS: Duper 5-100; Clayton 5-98; Humphrey 3-43; Jackson 5-36; Paige 2-22; Higgs 1-21; Baty 1-1

GAME NOTES

- Buffalo head coach Marv Levy recorded his 100th career win.
- With his 22-yard INT return, S Henry Jones broke Tom Janik's club record for INT return yardage in a season (222).
- K Steve Christie's 54-yard FG set a new Buffalo record for longest FG.

WEEK 12

BILLS 41, Atlanta Falcons 14

November 22, 1992 - Rich Stadium - (80,004)

Buffalo scored touchdowns on its first five drives, and RBs Kenneth Davis and Thurman Thomas became the first Bills to each rush for over 100 yards in the first half, as Buffalo rolled to a 41-14 victory. The Bills opened up a 28-0 first quarter lead on two QB Jim Kelly TD passes, (a 15-yarder to Andre Reed and a three-yard toss to TE Pete Metzelaars), a two-yard run by FB Carwell Gardner, and a Kenneth Davis one-yard TD run. With 13:58 left in the second quarter, Davis broke up the middle for a 64-yard score to put Buffalo up, 35-0. After a K Steve Christie 47-yard FG, Falcons' KR/DB Deion Sanders scored on 73-yard kickoff return lateral to make the score 38-7, Buffalo. The Bills only score of the second half came on Christie's 18-yard FG which capped a 15-play, 79-yard drive that consumed 9:36. Atlanta closed the scoring when QB Wade Wilson hit WR Drew Hill with a one-yard TD pass with 1:06 remaining. Davis finished with 181 yards rushing as Buffalo outrushed the Falcons 315-46. The Bills 315 yards on the ground were the most since 1978 and ranked fourth on the team's all-time list. S Henry Jones intercepted his NFL-leading eighth pass and Darryl Talley recorded six tackles and a sack to lead the Buffalo defense.

FALCONS	0	7	0	7	14
BILLS	28	10	0	3	41

SCORING

Team	Period	Clock	Scoring Play	Drive	Score
Buffalo	1	11:00	2 yd run by Gardner (Christie PAT)	5/44	7-0
Buffalo	1	6:49	3 yd pass Metzelaars from Kelly (Christie PAT)	7/40	14-0
Buffalo	1	4:35	15 yd pass Reed from Kelly (Christie PAT)	2/20	21-0
Buffalo	1	0:27	1 yd run by Davis (Christie PAT)	4/47	28-0
Buffalo	2	13:58	64 yd run by Davis (Christie PAT)	3/68	35-0
Buffalo	2	0:27	Christie 47 yd FG	8/59	38-0
Atlanta	2	0:12	73 yd kickoff return by Deion Sanders (Johnson PAT)	0/0	38-7
Buffalo	4	11:51	Christie 18 yd FG	15/79	41-7
Atlanta	4	1:06	1 yd pass Hill from Wilson (Johnson PAT)	18/93	41-14

WEEK 12: ATLANTA, continued

TEAM STATISTICS

	BILLS	FALCONS
First Downs	19	11
Rushes/Yards	44/315	19/46
Net Passing Yards	97	128
Passing (A-C-I)	17-8-1	36-17-1
Sacked by Opponent	0-0	1-8
Punts/Average	3-41.3	7-42.4
Fumbles/Lost	1/0	0/0
Penalties	6-54	5-30
Time of Possession	30:57	29:03
Weather: Cloudy and 46 degrees		

INDIVIDUAL STATISTICS

RUSHING:	BILLS: Davis 20-181; Thomas 13-103; Gardner 8-34; Kelly 1- (-1); Reich 2- (-2) FALCONS: Jones 10-23; Broussard 4-8; Pegram 2-10; Smith 2-5; Wilson 1-0
PASSING:	BILLS: Kelly 7-15-93-2 TD- 1 INT; Reich 1-2-4-0 TD-0 INT FALCONS: Tolliver 8-23-47-0 TD-1 INT; Wilson 9-13-89-1 TD-0 INT
RECEIVING:	BILLS: Reed 4-70; Gardner 1-17; Davis 1-4; McKeller 1-3; Metzelaars 1-3 FALCONS: Rison 6-52; Hill 5-35; Pritchard 3-26; Haynes 1-12; Phillips 1-8; Broussard 1-3

GAME NOTES

- Buffalo's 315 rushing yards were the most since the club record 366 yards vs. the New York Giants, 11/26/78. It also ranks fourth on the club's all-time list.
- With his 181-yard rushing performance, Kenneth Davis set a career high for a game.
- Bills' RBs Kenneth Davis and Thurman Thomas became the first tandem in Buffalo history to each rush for over 100 yards in the first half of a game.

WEEK 13 Indianapolis Colts 16, BILLS 13 (OT)
 November 29, 1992 - Hoosier Dome - (50,221)

Indianapolis scored on its final three possessions and rallied from a 10-point fourth quarter deficit to snap the Bills' five-game win streak. The Colts took a 3-0 lead in the second quarter when K Dean Biasucci connected on a 52-yard FG. Buffalo drove 46 yards in 53 seconds to close the second half, capped off by a 52-yard Steve Christie FG with no time remaining to tie the game. Buffalo took a 10-3 lead with 3:43 left in the third quarter when QB Jim Kelly hit WR Don Beebe on a 65-yard TD strike, capping a drive that started on the Bills' five yard line. A Mark Kelso interception set up another Christie FG, this one from 42 yards out, to give the Bills a 10-point lead. On Buffalo's next possession, Colts' CB Tony Stargell picked off a tipped Jim Kelly pass and returned it 15 yards to the Buffalo 34. Three plays later, Colts' QB Jack Trudeau found WR Reggie Langhorne for 31 yards to the two-yard line. A Buffalo defensive stand, highlighted by a CB Nate Odomes sack, forced Indianapolis to settle for a 23-yard FG to send the game into overtime. After winning the coin toss, the Colts marched 56 yards to set up Biasucci's game-winning 40-yard FG, giving Indianapolis its first win over Buffalo in 11 attempts. Thurman Thomas rushed for 102 yards and Don Beebe caught four passes for 110 yards, while LBs Carlton Bailey and Shane Conlan combined for 23 tackles to lead the Bills' defense.

BILLS	0	3	7	3	0	13
COLTS	0	3	0	10	3	16

SCORING

Team	Period	Clock	Scoring Play	Drive	Score
Indianapolis	2	10:59	Biasucci 52 yd FG	10/45	0-3
Buffalo	2	0:00	Christie 52 yd FG	9/46	3-3
Buffalo	3	3:54	65 yd pass Beebe from Kelly (Christie PAT)	7/95	10-3
Buffalo	4	11:17	Christie 44 yd FG	10/31	13-3
Indianapolis	4	5:54	4 yd run by Culver (Biasucci PAT)	9/75	13-10
Indianapolis	4	1:07	Biasucci 23 yd FG	7/29	13-13
Indianapolis	OT	11:09	Biasucci 40 yd FG	8/56	13-16

TEAM STATISTICS

	BILLS	COLTS
First Downs	16	22
Rushes/Yards	29/136	33/107
Net Passing Yards	176	305
Passing (A-C-I)	33-11-2	41-26-1
Sacked by Opponent	1-8	4-32
Punts/Average	6-48.3	5-46.2
Fumbles/Lost	0-0	1-0
Penalties	5-35	6-30
Time of Possession	22:47	41:04
Weather: Indoors		

INDIVIDUAL STATISTICS

RUSHING:	BILLS: Thomas 21-102; Davis 6-28; Kelly 1-5; Gardner 1-1 COLTS: Johnson 13-50; Clark 14-45; Culver 5-10; Trudeau 1-2
PASSING:	BILLS: Kelly 11-33-184-1 TD-2 INT COLTS: Trudeau 26-41-337-0 TD-1 INT
RECEIVING:	BILLS: Beebe 4-110; Thomas 3-37; Reed 2-21; Lofton 1-14; McKeller 1-2 COLTS: Arbuckle 9-106; Hester 6-80; Langhorne 5-67; Cash 2-42; Johnson 3-34; Clark 1-8

GAME NOTES

- WR Don Beebe's 65-yard touchdown reception was the longest of his four-year career.
- RB Thurman Thomas went over the 1,000-yard rushing mark for the fourth consecutive season.
- Mark Kelso intercepted the 26th pass of his career, giving him sole possession of fourth place on Buffalo's all-time list.

WEEK 14

New York Jets 24, **BILLS** 17

December 6, 1992 – Rich Stadium – (75,876)

New York took advantage of four Buffalo turnovers and scored 21 second half points to down the Bills, 24-17. The loss snapped Buffalo's 10-game winning streak against its AFC rival. The Jets got on the board first when K Cary Blanchard connected on a 41-yard FG on the first possession. Buffalo came back to tie the game on the next series when K Steve Christie hit a 26-yard FG. The Bills made it 10-3 when RB Kenneth Davis scored on a six-yard TD run, capping a 14-play, 84-yard drive to close the first half scoring. New York tied the contest on its first possession of the third quarter, putting together an 11-play, 73-yard drive that ended with a one-yard RB Brad Baxter run. After a Buffalo fumble, the Jets took a 17-10 lead when Baxter scored again, this time on a nine-yard TD run. Buffalo tied the game again when QB Jim Kelly hit TE Pete Metzelaars on a one-yard TD pass, capping a 60-yard drive. With 1:41 remaining, Jets' S Brian Washington picked off a Kelly pass and raced 23 yards for a score to put New York on top, 24-17. Buffalo's hopes of a comeback ended when New York DT Bill Pickel stripped Kelly of the ball and recovered the fumble on the Bills 35 to seal the victory.

JETS	3	0	14	7		24
BILLS	3	7	0	7		17

SCORING

Team	Period	Clock	Scoring Play	Drive	Score
New York	1	10:04	Blanchard 41 yd FG	7/34	0-3
Buffalo	1	7:56	Christie 26 yd FG	5/56	3-3
Buffalo	2	11:03	6 yd run by Davis (Christie PAT)	14/84	10-3
New York	3	8:51	1 yd run by Baxter (Blanchard PAT)	11/73	10-10
New York	3	1:43	9 yd run by Baxter (Blanchard PAT)	8/40	10-17
Buffalo	4	12:37	1 yd pass Metzelaars from Kelly (Christie PAT)	5/60	17-17
New York	4	1:41	Washington 23 yd INT return (Blanchard PAT)	0/0	17-24

TEAM STATISTICS

	BILLS	JETS
First Downs	21	17
Rushes/Yards	29/147	34-124
Net Passing Yards	204	151
Passing (A-C-I)	36-20-2	22-14-1
Sacked by Opponent	1-12	3-25
Punts/Average	4-34.3	5-40.8
Fumbles/Lost	3-2	3-0
Penalties	2-10	5-40
Time of Possession	26:43	33:17
Weather: Cloudy and 36 degrees		

INDIVIDUAL STATISTICS

RUSHING:	BILLS: T. Thomas 18-116; Davis 9-19; Reed 1-14; Gardner 1-(-2) JETS: B. Baxter 19-98; Chaffey 5-25; Hector 6-6; Nagle 3-(-2); Blake 1-(-3)
PASSING:	BILLS: Kelly 20-35-216-1 TD-2 INT; Reich 0-1 JETS: Nagle 14-22-176-0 TD-1 INT
RECEIVING:	BILLS: Lofton 5-83; Reed 3-40; Metzelaars 4-26; Thomas 2-24; McKeller 2-13; Gardner 1-13; Beebe 1-13; Davis 2-4 JETS: Moore 4-68; Burkett 5-64; Mathis 2-22; Boyer 1-15; Chaffey 2-7

GAME NOTES

- TE Pete Metzelaars moved into first place on Buffalo's all-time list for tight ends with 16 TD receptions.
- Jim Ritcher became the first player to appear in 200 games in a Bills' uniform.
- RB Thurman Thomas rushed for 100+ yards for the third consecutive game.
- Buffalo's 10-game winning streak against the Jets was snapped.

WEEK 15

BILLS 27, Denver Broncos 17

December 12, 1992 – Rich Stadium – (71,740)

Buffalo jumped out to a 24-0 lead and held on to down Denver, snapping a two-game losing streak and clinching a playoff spot for the fifth consecutive season. After a scoreless first quarter, the Bills got on the board when QB Jim Kelly found WR Don Beebe on a 64-yard flea-flicker to put Buffalo up, 7-0. The Bills took a 21-0 halftime lead on a two-yard Kelly TD run and an 11-yard scoring run by RB Thurman Thomas. Buffalo made it 24-0 midway through the third quarter when K Steve Christie connected on a 29-yard FG. The Broncos got on the board when QB Tommy Maddox hit WR Shannon Sharpe from one yard out to cap a nine-play, 70-yard drive. After recovering the ensuing onside kickoff, Denver marched 44 yards to set up a David Treadwell 26-yard FG to cut Buffalo's lead to 24-10. On its next possession, Denver put together a 58-yard drive that ended with a one-yard TD run by RB Greg Lewis. Buffalo then drove 62 yards on 10 plays, chewing over four minutes off the clock, and scoring on Christie's 25-yard FG. After driving into Buffalo territory, Bronco's QB Maddox was intercepted for the third time by Bills' S Mark Kelso with 2:04 remaining to secure the Buffalo victory. RB Thurman Thomas rushed for 120 yards on 26 carries while Don Beebe caught four passes for 104 yards. Buffalo recorded its third consecutive season with ten or more wins.

BRONCOS	0	0	7	10		17
BILLS	0	21	3	3		27

WEEK 15: DENVER, continued

SCORING

Team	Period	Clock Time	Scoring Play	Drive	Score
Buffalo	2	7:27	64 yd pass Beebe from Kelly (Christie PAT)	4/80	7-0
Buffalo	2	1:56	2 yd run by Kelly (Christie PAT)	9/65	14-0
Buffalo	2	:26	11 yd run by Thomas (Christie PAT)	4/43	21-0
Buffalo	3	7:02	Christie 29 yd FG	6/12	24-0
Denver	3	1:06	1 yd pass Sharpe from Maddox (Treadwell PAT)	9/70	24-7
Denver	4	13:25	Treadwell 26 yd FG	7/44	24-10
Denver	4	6:13	1 yd by Lewis (Treadwell PAT)	14/58	24-17
Buffalo	4	2:04	Christie 25 yd FG	10/62	27-17

TEAM STATISTICS

	BILLS	BRONCOS
First Downs	17	24
Rushes/Yards	37/151	30/98
Net Passing Yards	210	222
Passing (A-C-I)	23-13-2	48-23-3
Sacked by Opponent	1-3	4-28
Punts/Average	4-44.3	6-36.3
Fumbles/Lost	3-2	3-2
Penalties	10-88	8-49
Time of Possession	24:07	35:53
Weather: Cloudy and breezy, cool, 37 degrees		

INDIVIDUAL STATISTICS

RUSHING: **BILLS:** Thomas 26-120; Kelly 4-16; Davis 6-9; Reed 1-6
BRONCOS: Lewis 16-47; Rivers 8-21; Moore 4-15; Maddox 2-15

PASSING: **BILLS:** Kelly 13-23-213-1 TD-2 INT
BRONCOS: Maddox 13-28-122-1TD-0 INT; Moore 10-20-128-0 TD-3 INT

RECEIVING: **BILLS:** Beebe 4-104; Lofton 2-45; Thomas 3-39; McKeller 2-14; Reed 1-6; Metzelaars 1-5
BRONCOS: Sharpe 7-109; Jackson 4-38; Marshall 2-33; Tollman 5-32; Rivers 2-22; Johnson 3-16

GAME NOTES

- Thurman Thomas became the 35th player in league history to surpass 6,000 career rushing yards (6,104).
- Mark Kelso's 3 INT's tied a Bills' record.
- Head coach Marv Levy (71-38 with Buffalo) became the Bills' all-time leader in wins.

WEEK 16 **BILLS 20, New Orleans Saints 16**
 December 20, 1992 - Louisiana Superdome - (68,591)

Buffalo made its 500th game in club history a memorable one by earning a 20-16 come-from-behind victory over New Orleans. On Buffalo's first possession, RB Thurman Thomas caught a 23-yard pass and rushed twice for 16 yards to set up a 25-yard FG by K Steve Christie. The Saints reeled off 13 consecutive points on Morten Anderson FGs of 35 and 27 yards, and a 20-yard TD pass from QB Bobby Hebert to WR Torrance Small, to set the halftime score at 13-3. The Bills took the second half kickoff and marched 69 yards in 10 plays, capped off by Thomas' six-yard TD run to cut the Saints' lead to 13-10. Anderson's third FG of the day, this one from 42 yards out, extended New Orleans lead to six, 16-10. Buffalo took the lead for good when Thomas scored from two yards out. The score was set up when, on fourth and one from the Saints' 26, QB Jim Kelly went to the air in the end zone to WR Andre Reed, who was interfered with by New Orleans CB Reginald Jones. Thomas scored on a sweep the next play, giving the Bills a 17-16 lead. The Saints fumbled on the ensuing kickoff, setting up Steve Christie's 29-yard FG. Thomas rushed for 155 yards on 24 carries, marking the fifth consecutive contest the Buffalo RB had eclipsed the century mark, and the Bills' defense held the Saints to only 48 rushing yards, nine in the second half.

BILLS	3	0	7	10	20
SAINTS	6	7	3	0	16

SCORING

Team	Period	Clock Time	Scoring Play	Drive	Score
Saints	1	11:04	Christie 25 yd FG	7/36	3-0
Saints	1	3:47	Anderson 35 yd FG	11/64	3-3
Saints	1	1:49	Anderson 27 yd FG	4/3	3-6
Saints	2	1:13	20 yd pass Small from Hebert (Anderson PAT)	7/61	3-13
Buffalo	3	10:08	6 yd run by Thomas (Christie PAT)	10/69	10-13
Saints	3	4:02	Anderson 42 yd FG	4/5	10-16
Buffalo	4	7:19	2 yd run by Thomas (Christie PAT)	10/85	17-16
Buffalo	4	3:36	Christie 29 yd FG	6/12	20-16

TEAM STATISTICS

	BILLS	SAINTS
First Downs	19	12
Rushes/Yards	40/181	21/48
Net Passing Yards	126	157
Passing (A-C-I)	28-13-1	32-17-1
Sacked by Opponent	1-9	4-32
Punts/Average	7-46.1	7-43.0
Fumbles/Lost	3/1	3/2

WEEK 16: SAINTS, continued

TEAM STATISTICS, con't

Penalties	6-39	3-48
Time of Possession	30:42	29:18
Weather: Indoors		

INDIVIDUAL STATISTICS

RUSHING:	BILLS: Thomas 24-115; Gardner 5-34; Davis 8-26; Kelly 2-4 ; Reed 1-2 SAINTS: Heyward 9-19; Hilliard 4-16; Dunbar 5-10; Hebert 2-9; Early 1- (-6)
PASSING:	BILLS: Kelly 13-28-135-0 TD-1 INT SAINTS: Hebert 17-32-189-1 TD-1 INT
RECEIVING:	BILLS: Thomas 6-62; Beebe 3-38; Reed 2-19; Lofton 1-11; Edwards 1-5 SAINTS: Small 4-58; Martin 4-43; Heyward 3-28; Wainright 1-17; Hilliard 2-16; Carroll 1-15; Dunbar 1-7; Early 1-5

GAME NOTES

- Buffalo's 20-16 victory over the Saints marked the first time that Buffalo defeated 4 NFC opponents in a season.
- Thurman Thomas became the third player in NFL history to have back-to-back 2,000-yard seasons. With his 12-point output vs. the Saints, Thomas became the fifth player in Bills' history to score more than 300 career points.

WEEK 17

Houston Oilers 27, **BILLS** 3

December 27, 1992 - Houston Astrodome - (61,742)

Houston jumped out to a 20-3 halftime lead and held on to defeat the Bills, knocking Buffalo from the ranks of divisional champs for the first time in five seasons. The Bills scored on their opening possession when K Steve Christie connected on a 40-yard FG, following 30 rushing yards on three carries by RB Thurman Thomas. The Oilers tied the score on their next possession, driving 62 yards on 16 plays, capped by a 28-yard FG by K Al Del Greco. Houston QB Cody Carlson gave the Oilers a 10-3 lead late in the first quarter when he found Leonard Harris in the end zone from 13 yards out. After driving 87 yards to the Houston eight yard line, Bills' QB Jim Kelly was sacked by DL Ray Childress and was forced to leave the game with a sprained knee ligament, and Christie missed the ensuing 33-yard FG. Taking over for Carlson, Oilers' QB Warren Moon, who had been sidelined for five weeks, engineered a 64-yard drive with a 17-yard TD strike to WR Haywood Jeffires. After a QB Frank Reich INT, the Oilers drove to the Bills' one yard line and Del Greco connected on an 18-yard FG as time expired in the first half. After a scoreless third quarter, Houston sealed its victory when RB Gary Brown scored on a one-yard TD run to set the final score, 27-3. Thurman Thomas rushed for 97 yards, and earned an unprecedented fourth straight total yards from scrimmage title, while WR James Lofton, with his six receptions, tied Bills' receivers coach Charlie Joiner and for third place on the NFL's all-time reception list with 750 career catches.

BILLS	3	0	0	0	3
OILERS	10	10	0	7	27

SCORING

Team	Period	Clock	Scoring Play	Drive	Score
Buffalo	1	10:13	Christie 40 yd FG	7/39	3-0
Houston	1	2:41	Del Greco 28 yd FG	16/62	3-3
Houston	1	:10	13 yd pass Harris from Carlson (Del Greco PAT)	4/30	3-10
Houston	2	1:56	17 yd pass Jeffires from Moon (Del Greco PAT)	6/64	3-17
Houston	2	0:00	Del Greco 18 yd FG	9/32	3-20
Houston	4	4:49	1 yd run by Brown (Del Greco PAT)	6/38	3-27

TEAM STATISTICS

	BILLS	OILERS
First Downs	17	17
Rushes/Yards	30/147	29/107
Net Passing Yards	90	178
Passing (A-C-I)	32-16-3	32-18-1
Sacked by Opponent	7-56	2-7
Punts/Average	4-48.0	5-59.2
Fumbles/Lost	1-1	0-0
Penalties	9-54	5-35
Time of Possession	29:25	30:35
Weather: Indoors		

INDIVIDUAL STATISTICS

RUSHING:	BILLS: Thomas 18-97; Davis 10-37; Edwards 1-8; Gardner 1-5 OILERS: White 17-66; Carlson 3-18; Brown 8-21; Slaughter 1-2
PASSING:	BILLS: Kelly 5-9-47-0 TD-1 INT; Reich 11-23-99-0 TD-2 INT OILERS: Carlson 12-19-105-1 TD- 1 INT; Moon 6-13-80-1 TD- 0 INT
RECEIVING:	BILLS: Lofton 6-75; Reed 5-43; Edwards 1-20; Thomas 3-8; Gardner 1-0 OILERS: Jeffires 6-46; Slaughter 4-45; Givins 2-36; Duncan 3-23; White 2-22; Harris 1-13

GAME NOTES

- Thurman Thomas rushed for 97 yards, and earned an unprecedented fourth straight total yards from scrimmage title.
- WR James Lofton, with his six receptions, tied Bills' receivers coach Charlie Joiner for third place on the NFL's all-time reception list with 750 career catches.
- Buffalo placekicker Steve Christie's 115 points in 1992 tied for fourth on the Bills' all-time single-season list.

REGULAR SEASON RESULTS



1960 (5-8-1) 3rd AFL East

DATE	OPPONENT	W-L-T	SCORE	ATT.
9/11	@New York Titans	L	3-27	10,200
9/18	Denver Broncos	L	21-27	15,229
9/23	@Boston Patriots	W	13-0	20,732
10/2	Los Angeles Chargers	L	10-24	15,821
10/16	New York Titans	L	13-17	14,988
10/23	Oakland Raiders	W	38-9	8,876
10/30	Houston Oilers	W	25-24	23,001
11/6	Dallas Texans	L	28-45	19,610
11/13	@Oakland Raiders	L	7-20	8,800
11/20	@Los Angeles Chargers	W	32-3	16,161
11/27	@Denver Broncos	T	38-38	7,785
12/4	Boston Patriots	W	38-14	14,335
12/11	@Houston Oilers	L	23-31	25,243
12/18	@Dallas Texans	L	7-24	18,000

COACH: Buster Ramsey

TOTAL ATTENDANCE: 208,781 (H-111,860; A-106,921)

1961 (6-8) 4th AFL East

DATE	OPPONENT	W-L-T	SCORE	ATT.
9/10	Denver Broncos	L	10-22	16,636
9/17	New York Titans	W	41-31	15,584
9/23	Boston Patriots	L	21-23	21,504
9/30	San Diego Chargers	L	11-19	20,742
10/8	@Houston Oilers	W	22-12	22,761
10/15	Dallas Texans	W	27-24	20,678
10/22	@Boston Patriots	L	21-52	9,398
10/29	Houston Oilers	L	16-28	21,237
11/5	Oakland Raiders	L	22-31	17,027
11/12	@Dallas Texans	W	30-20	15,000
11/19	@Denver Broncos	W	23-10	7,645
11/23	@New York Titans	L	14-21	12,023
12/3	@Oakland Raiders	W	26-21	8,011
12/9	@San Diego Chargers	L	10-28	24,486

COACH: Buster Ramsey

TOTAL ATTENDANCE: 232,732 (H-133,408; A-99,324)

1962 (7-6-1) 3rd AFL East

DATE	OPPONENT	W-L-T	SCORE	ATT.
9/9	Houston Oilers	L	23-28	31,236
9/15	Denver Broncos	L	20-23	30,577
9/22	New York Titans	L	6-17	24,024
9/30	@Dallas Texans	L	21-41	25,500
10/7	@Houston Oilers	L	14-17	26,350
10/13	San Diego Chargers	W	35-10	20,074
10/20	Oakland Raiders	W	14-6	21,037
10/28	@Denver Broncos	W	45-38	26,051
11/3	Boston Patriots	T	28-28	33,247
11/11	@San Diego Chargers	W	40-20	22,204
11/18	@Oakland Raiders	W	10-6	11,700
11/23	@Boston Patriots	L	10-21	20,021
12/2	Dallas Texas	W	23-14	35,261
12/8	@New York Titans	W	20-3	16,453

COACH: Lou Saban

TOTAL ATTENDANCE: 343,735 (H-195,456; A-148,279)

1963 (7-6-1) Tied 1st AFL East

DATE	OPPONENT	W-L-T	SCORE	ATT.
9/8	@San Diego Chargers	L	10-14	22,344
9/15	@Oakland Raiders	L	17-35	17,568
9/22	Kansas City Chiefs	T	27-27	33,487
9/28	Houston Oilers	L	20-31	32,340
10/5	Oakland Raiders	W	12-0	24,846
10/13	@Kansas City Chiefs	W	35-26	25,519
10/20	@Houston Oilers	L	14-31	23,948
10/26	Boston Patriots	W	28-21	27,243
11/3	@Denver Broncos	W	30-28	19,424
11/9	Denver Broncos	W	27-17	30,989
11/17	San Diego Chargers	L	13-23	38,592
12/1	@Boston Patriots	L	7-17	16,981
12/8	New York Jets	W	45-14	20,222
12/4	@New York Jets	W	19-10	6,526
AFL DIVISIONAL PLAYOFF				
12/28	Boston Patriots	L	8-26	33,044

COACH: Lou Saban

TOTAL ATTENDANCE: 373,073 (H-240,763; A-132,310)

REGULAR SEASON RESULTS



REGULAR SEASON RESULTS, continued

1964 (12-2) 1st AFL East

COACH: Lou Saban

DATE	OPPONENT	W-L-T	SCORE	ATT.
9/13	Kansas City Chiefs	W	34-17	30,157
9/20	Denver Broncos	W	30-13	28,501
9/26	San Diego Chargers	W	30-3	40,167
10/3	Oakland Raiders	W	23-20	36,461
10/11	@Houston Oilers	W	48-17	26,218
10/18	@Kansas City Chiefs	W	35-22	20,904
10/24	New York Jets	W	34-24	39,621
11/1	Houston Oilers	W	24-10	40,119
11/8	@New York Jets	W	20-7	61,929
11/15	Boston Patriots	L	28-36	42,308
11/26	@San Diego Chargers	W	27-24	34,865
12/6	@Oakland Raiders	L	13-16	18,134
12/13	@Denver Broncos	W	30-19	14,431
12/20	@Boston Patriots	W	24-14	38,021

AFL CHAMPIONSHIP GAME

12/26	San Diego Chargers	W	20-7	40,242
-------	--------------------	---	------	--------

TOTAL ATTENDANCE: 512,078 (H-297,576; A-214,502)

1965 (10-3-1) 1st AFL East

COACH: Lou Saban

DATE	OPPONENT	W-L-T	SCORE	ATT.
9/11	Boston Patriots	W	24-7	45,502
9/19	@Denver Broncos	W	30-15	30,682
9/26	New York Jets	W	33-21	45,056
10/3	Oakland Raiders	W	17-12	41,256
10/10	San Diego Chargers	L	3-34	45,260
10/17	@Kansas City Chiefs	W	23-7	26,941
10/24	Denver Broncos	W	31-13	45,046
10/31	Houston Oilers	L	17-19	44,267
11/7	@Boston Patriots	W	23-7	24,415
11/14	@Oakland Raiders	W	17-14	19,352
11/25	@San Diego Chargers	T	20-20	27,473
12/5	@Houston Oilers	W	29-18	23,087
12/12	Kansas City Chiefs	W	34-25	40,298
12/19	@New York Jets	L	12-14	57,396

AFL CHAMPIONSHIP GAME

12/26	@San Diego Chargers	W	23-0	30,361
-------	---------------------	---	------	--------

TOTAL ATTENDANCE: 546,392 (H-306,685; A-239,707)

1966 (9-4-1) 1st AFL East

COACH: Joe Collier

DATE	OPPONENT	W-L-T	SCORE	ATT.
9/4	@San Diego Chargers	L	7-27	27,572
9/11	Kansas City Chiefs	L	20-24	42,023
9/18	Miami Dolphins	W	#58-24	37,546
9/25	Houston Oilers	W	27-20	42,526
10/2	@Kansas City Chiefs	W	29-14	43,885
10/8	Boston Patriots	L	10-20	45,542
10/16	San Diego Chargers	T	17-17	45,169
10/30	@New York Jets	W	33-23	61,552
11/6	@Miami Dolphins	W	29-0	37,177
11/13	New York Jets	W	14-3	45,738
11/20	@Houston Oilers	W	42-20	27,312
11/24	@Oakland Raiders	W	31-10	36,781
12/4	@Boston Patriots	L	3-14	39,350
12/18	Denver Broncos	W	38-21	40,583

#Most points ever scored by the Bills

AFL CHAMPIONSHIP GAME

1/1	Kansas City Chiefs	L	7-31	42,080
-----	--------------------	---	------	--------

TOTAL ATTENDANCE: 614,836 (H-341,207; A-273,629)

BILLS BIGGEST WINS - WORST LOSSES AT RICH STADIUM

Biggest Wins

*48 pts (51-3) vs LA RAIDERS	1/20/91
38 pts (38-0) vs. Ind.	9/20/92
36 pts (42-6) vs IND.	10/13/91
34 pts (41-7) at New Eng.	2/27/92
33 pts (50-17) vs KC	10/3/85
(40-7) vs Rams	9/6/92

Worst Losses

41 pts (6-47) vs IND.	10/4/87
35 pts (17-52) S.B.XXXVII	1/31/93
31 pts (0-31) vs NE	10/23/83
30 pts (7-37) vs DEN.	10/21/84
27 pts (10-37) vs. Miami	10/4/92

* AFC Championship Game - largest margin of victory in Bills' history.

REGULAR SEASON RESULTS



REGULAR SEASON RESULTS, continued

1967 (4-10) Tied 3rd AFL East

COACH: Joe Collier

DATE	OPPONENT	W-L-T	SCORE	ATT.
9/10	New York Jets	W	20-17	45,748
9/17	Houston Oilers	L	3-20	41,384
9/24	Boston Patriots	L	0-23	45,748
10/1	San Diego Chargers	L	17-37	39,310
10/8	@Denver Broncos	W	17-16	35,188
10/15	Oakland Raiders	L	20-24	45,758
10/29	@Houston Oilers	L	3-10	30,060
11/5	Miami Dolphins	W	35-13	31,622
11/12	@New York Jets	L	10-20	62,671
11/19	Denver Broncos	L	20-21	30,891
11/26	@Miami Dolphins	L	14-17	27,050
12/3	@Kansas City Chiefs	L	13-23	41,943
12/9	@Boston Patriots	W	44-16	20,627
12/24	@Oakland Raiders	L	21-28	30,738

TOTAL ATTENDANCE: 528,738 (H-280,461; A-248,277)

1968 (1-12-1) 5th AFL East

COACH: Joe Collier/Harvey Johnson

DATE	OPPONENT	W-L-T	SCORE	ATT.
9/8	Boston Patriots	L	7-16	38,865
9/15	Oakland Raiders	L	6-48	43,056
9/22	*@Cincinnati Bengals	L	23-34	24,405
9/29	New York Jets	W	37-35	38,044
10/5	Kansas City Chiefs	L	7-18	40,748
10/12	@Miami Dolphins	T	14-14	28,559
10/20	@Boston Patriots	L	6-23	21,082
10/27	Houston Oilers	L	7-30	34,339
11/3	@New York Jets	L	21-25	61,452
11/10	Miami Dolphins	L	17-21	28,751
11/17	San Diego Chargers	L	6-21	27,993
11/24	@Denver Broncos	L	32-34	35,142
11/28	@Oakland Raiders	L	10-13	39,883
12/7	@Houston Oilers	L	6-35	34,110

*Harvey Johnson took over as head coach

TOTAL ATTENDANCE: 496,429 (H-251,796; A-244,633)

1969 (4-10) Tied 3rd AFL East

COACH: John Rauch

DATE	OPPONENT	W-L-T	SCORE	ATT.
9/14	New York Jets	L	19-33	46,165
9/21	Houston Oilers	L	3-17	40,146
9/28	Denver Broncos	W	41-28	40,302
10/5	@Houston Oilers	L	14-28	46,485
10/11	Boston Patriots	W	23-16	46,201
10/19	@Oakland Raiders	L	21-50	54,418
10/26	@Miami Dolphins	L	6-16	39,837
11/2	Kansas City Chiefs	L	7-29	45,844
11/9	@New York Jets	L	6-16	62,680
11/16	Miami Dolphins	W	28-3	32,686
11/23	@Boston Patriots	L	21-35	25,584
11/30	Cincinnati Bengals	W	16-13	35,122
12/7	@Kansas City Chiefs	L	19-22	47,112
12/14	@San Diego Chargers	L	6-45	47,582

TOTAL ATTENDANCE: 610,164 (H-286,466; A-323,698)

1970 (3-10-1) 4th AFC East

COACH: John Rauch

DATE	OPPONENT	W-L-T	SCORE	ATT.
9/20	Denver Broncos	L	10-25	34,882
9/27	Los Angeles Rams	L	0-19	46,206
10/4	New York Jets	W	33-31	46,206
10/11	@Pittsburgh Steelers	L	10-23	42,140
10/18	Miami Dolphins	L	14-33	41,312
10/25	@New York Jets	W	10-6	62,712
11/1	@Boston Patriots	W	45-10	31,148
11/8	Cincinnati Bengals	L	14-43	43,587
11/15	@Baltimore Colts	T	17-17	60,240
11/22	@Chicago Bears	L	13-31	41,015
11/29	Boston Patriots	L	10-14	31,427
12/6	@New York Giants	L	6-20	62,870
12/13	Baltimore Colts	L	14-20	34,346
12/20	@Miami Dolphins	L	7-45	70,990

TOTAL ATTENDANCE: 649,081 (H-277,966; A-371,115)

REGULAR SEASON RESULTS



REGULAR SEASON RESULTS, continued

1971 (1-13) 5th AFC East

DATE	OPPONENT	W-L-T	SCORE	ATT.
9/19	Dallas Cowboys	L	37-49	46,206
9/26	Miami Dolphins	L	14-29	45,139
10/3	@Minnesota Vikings	L	0-19	47,900
10/10	Baltimore Colts	L	0-43	46,206
10/17	@New York Jets	L	17-28	61,498
10/23	@San Diego Chargers	L	3-20	49,261
10/31	St. Louis Cardinals	L	23-28	40,040
11/7	@Miami Dolphins	L	0-34	61,061
11/14	@New England Patriots	L	33-38	57,446
11/21	New York Jets	L	7-20	41,577
11/28	New England Patriots	W	27-20	27,166
12/5	@Baltimore Colts	L	0-24	58,476
12/1	Houston Oilers	L	14-22	28,107
12/19	@Kansas City Chiefs	L	9-22	48,121

COACH: Harvey Johnson

TOTAL ATTENDANCE: 658,204 (H-274,441; A-383,763)

1972 (4-9-1) 4th AFC East

DATE	OPPONENT	W-L-T	SCORE	ATT.
9/17	New York Jets	L	24-41	46,206
9/24	San Francisco 49ers	W	27-20	45,845
10/1	Baltimore Colts	L	0-17	46,206
10/8	New England Patriots	W	38-14	41,749
10/15	@Oakland Raiders	L	16-28	53,501
10/22	@Miami Dolphins	L	23-24	80,010
10/29	Pittsburgh Steelers	L	21-38	45,882
11/5	Miami Dolphins	L	16-38	46,206
11/12	@New York Jets	L	3-41	62,853
11/19	@New England Patriots	W	27-24	60,999
11/2	@Cleveland Browns	L	10-27	70,104
12/3	@Baltimore Colts	L	7-35	55,390
12/10	Detroit Lions	T	21-21	41,583
12/17	@Washington Redskins	W	24-17	55,039

COACH: Lou Saban

TOTAL ATTENDANCE: 751,563 (H-313,667; A-437,896)

1973 (9-5) 2nd AFC East

DATE	OPPONENT	W-L-T	SCORE	ATT.
9/16	@New England Patriots	W	31-13	56,119
9/23	@San Diego Chargers	L	7-34	47,588
9/30	New York Jets	W	9-7	*77,425
10/7	Philadelphia Eagles	W	27-26	72,364
10/14	Baltimore Colts	W	31-13	78,875
10/21	@Miami Dolphins	L	6-27	65,241
10/29	** Kansas City Chiefs	W	23-14	76,071
11/4	@New Orleans Saints	L	0-13	74,770
11/11	Cincinnati Bengals	L	13-16	76,927
11/18	Miami Dolphins	L	0-17	77,138
11/25	@Baltimore Colts	W	24-17	52,250
12/2	@Atlanta Falcons	W	17-6	58,850
12/9	New England Patriots	W	37-13	72,470
12/16	@New York Jets	W	34-14	47,740

COACH: Lou Saban

*Attendance figures are actual turnstile count

**Bills 1st Monday Night Football game

TOTAL ATTENDANCE: 933,828 (H-531,270; A-402,558)

1974 (9-5) 2nd AFC East

DATE	OPPONENT	W-L-T	SCORE	ATT.
9/16	Oakland Raiders	W	21-20	79,876
9/22	Miami Dolphins	L	16-24	78,990
9/29	New York Jets	W	16-12	76,978
10/6	@Green Bay Packers	W	27-7	56,267
10/13	@Baltimore Colts	W	27-14	40,626
10/20	New England Patriots	W	30-28	78,935
10/27	Chicago Bears	W	16-6	77,910
11/3	@New England Patriots	W	29-28	58,932
11/10	Houston Oilers	L	9-21	79,223
11/17	@Miami Dolphins	L	28-35	69,313
11/24	@Cleveland Browns	W	15-10	66,504
12/1	Baltimore Colts	W	6-0	75,325
12/8	@New York Jets	L	10-20	32,805
12/15	@Los Angeles Rams	L	14-19	84,324

COACH: Lou Saban

AFC DIVISIONAL PLAYOFF

12/22	@Pittsburgh Steelers	L	14-32	48,321
-------	----------------------	---	-------	--------

TOTAL ATTENDANCE: 1,004,929 (H-547,237; A-457,692)

REGULAR SEASON RESULTS



REGULAR SEASON RESULTS, continued

1975 (8-6) 3rd AFC East			COACH: Lou Saban	
DATE	OPPONENT	W-L-T	SCORE	ATT.
9/21	New York Jets	W	42-14	77,895
9/28	@Pittsburgh Steelers	W	30-21	49,348
10/5	Denver Broncos	W	38-14	79,864
10/12	@Baltimore Colts	W	38-31	43,907
10/20	New York Giants	L	14-17	79,518
10/26	Miami Dolphins	L	30-35	79,141
11/2	@New York Jets	W	24-23	58,343
11/9	Baltimore Colts	L	35-42	77,320
11/17	@Cincinnati Bengals	L	24-33	56,666
11/23	New England Patriots	W	45-31	65,655
11/27	@St. Louis Cardinals	W	32-14	41,899
12/7	@Miami Dolphins	L	21-31	78,701
12/14	@New England Patriots	W	34-14	58,393
12/20	Minnesota Vikings	L	13-35	54,993

TOTAL ATTENDANCE: 901,643 (H-514,386; A-387,257)

1976 (2-12) 5th AFC East			COACH: Lou Saban/Jim Ringo	
DATE	OPPONENT	W-L-T	SCORE	ATT.
9/13	Miami Dolphins	L	21-30	77,683
9/19	Houston Oilers	L	3-13	61,364
9/26	@Tampa Bay Buccaneers	W	14-9	44,505
10/3	Kansas City Chiefs	W	50-17	51,909
10/10	@New York Jets	L	14-17	52,416
10/17	*Baltimore Colts	L	13-31	71,009
10/24	New England Patriots	L	22-26	45,144
10/31	New York Jets	L	14-19	41,285
11/7	@New England Patriots	L	10-20	61,157
11/15	@Dallas Cowboys	L	10-17	51,779
11/21	San Diego Chargers	L	13-34	41,701
11/25	@Detroit Lions	L	14-27	66,875
12/5	@Miami Dolphins	L	27-45	43,475
12/12	@Baltimore Colts	L	20-58	50,451

*Jim Ringo took over as head coach

TOTAL ATTENDANCE: 760,753 (H-390,095; A-370,658)

1977 (3-11) Tied 4th AFC East			COACH: Jim Ringo	
DATE	OPPONENT	W-L-T	SCORE	ATT.
9/18	Miami Dolphins	L	0-13	76,097
9/25	@Denver Broncos	L	6-26	74,897
10/2	@Baltimore Colts	L	14-17	49,247
10/9	New York Jets	L	19-24	32,046
10/16	Atlanta Falcons	W	3-0	27,348
10/23	Cleveland Browns	L	16-27	60,905
10/30	@Seattle Seahawks	L	17-56	61,180
11/6	@New England Patriots	W	24-14	60,263
11/13	Baltimore Colts	L	13-31	39,444
11/20	New England Patriots	L	7-20	27,598
11/28	@Oakland Raiders	L	13-34	51,558
12/4	Washington Redskins	L	0-10	22,975
12/11	@New York Jets	W	14-10	31,929
12/17	@Miami Dolphins	L	14-31	39,626

TOTAL ATTENDANCE: 655,113 (H-286,413; A-386,700)

1978 (5-11) Tied 4th AFC East			COACH: Chuck Knox	
DATE	OPPONENT	W-L-T	SCORE	ATT.
9/3	Pittsburgh Steelers	L	17-28	64,147
9/10	New York Jet	L	20-21	40,985
9/17	@Miami Dolphins	L	24-31	48,373
9/24	Baltimore Colts	W	24-17	55,270
10/1	Kansas City Chiefs	W	28-13	47,310
10/8	@New York Jets	L	14-45	44,545
10/15	@Houston Oilers	L	10-17	47,727
10/22	Cincinnati Bengals	W	5-0	47,754
10/29	@Cleveland Browns	L	20-41	51,409
11/5	New England Patriots	L	10-14	44,897
11/12	Miami Dolphins	L	15-24	48,623
11/19	@Tampa Bay Buccaneers	L	10-31	61,383
11/26	New York Giants	W	41-17	28,496
12/3	@Kansas City Chiefs	L	10-14	25,781
12/10	@New England Patriots	L	24-26	59,598
12/17	@Baltimore Colts	W	21-14	25,415

TOTAL ATTENDANCE: 741,713 (H-377,482; A-364,231)

REGULAR SEASON RESULTS



REGULAR SEASON RESULTS, continued

1979 (7-9) 4th AFC East

DATE	OPPONENT	W-L-T	SCORE	ATT.
9/2	Miami Dolphins	L	7-9	69,441
9/9	Cincinnati Bengals	W	51-24	43,504
9/16	@San Diego Chargers	L	19-27	50,709
9/23	New York Jets	W	46-31	68,731
9/30	@Baltimore Colts	W	31-13	30,904
10/7	Chicago Bears	L	0-7	73,383
10/14	@Miami Dolphins	L	7-17	45,597
10/21	Baltimore Colts	L	13-14	50,581
10/28	@Detroit Lions	W	20-17	62,911
11/4	New England Patriots	L	6-26	67,935
11/11	@New York Jets	W	14-12	50,647
11/18	Green Bay Packers	W	19-12	39,679
11/25	@New England Patriots	W(OT)	16-13	60,991
12/2	Denver Broncos	L	9-16	37,886
12/9	@Minnesota Vikings	L	3-10	42,339
12/16	@Pittsburgh Steelers	L	0-28	48,002

COACH: Chuck Knox

TOTAL ATTENDANCE: 842,240 (H-451,140; A-391,100)

1980 (11-5) 1st AFC East

DATE	OPPONENT	W-L-T	SCORE	ATT.
9/7	Miami Dolphins	W	17-7	79,598
9/14	New York Jets	W	20-10	65,315
9/21	@New Orleans Saints	W	35-26	51,154
9/28	Oakland Raiders	W	24-7	77,259
10/5	@San Diego Chargers	W	26-24	51,982
10/12	Baltimore Colts	L	12-17	73,634
10/19	@Miami Dolphins	L	14-17	41,636
10/26	New England Patriots	W	31-13	75,092
11/2	Atlanta Falcons	L	14-30	57,959
11/9	@New York Jets	W	31-24	45,677
11/16	@Cincinnati Bengals	W	14-0	40,836
11/23	Pittsburgh Steelers	W	28-13	79,659
11/30	@Baltimore Colts	L	24-28	36,184
12/7	Los Angeles Rams	W(OT)	10-7	77,133
12/14	@New England Patriots	L	2-24	58,324
12/21	@San Francisco 49ers	#W	18-13	37,476

COACH: Chuck Knox

Clinched AFC East Title

AFC DIVISIONAL PLAYOFF

1/3	@San Diego Chargers	L	14-20	52,028
-----	---------------------	---	-------	--------

TOTAL ATTENDANCE: 948,918 (H-585,649; A-362,369)

1981 (10-6) 3rd AFC East

DATE	OPPONENT	W-L-T	SCORE	ATT.
9/6	New York Jets	W	31-0	79,754
9/13	@Baltimore Colts	W	35-3	44,950
9/17	Philadelphia Eagles	L	14-20	78,331
9/27	@Cincinnati Bengals	L(OT)	24-27	46,418
10/4	Baltimore Colts	W	23-17	77,811
10/12	Miami Dolphins	W	31-21	78,576
10/18	@New York Jets	L	14-33	54,607
10/25	Denver Broncos	W	9-7	77,757
11/1	Cleveland Browns	W	22-13	78,266
11/9	@Dallas Cowboys	L	14-27	62,583
11/15	@St. Louis Cardinals	L	0-24	46,214
11/22	New England Patriots	W	20-17	71,593
11/29	Washington Redskins	W	21-14	59,624
12/6	@San Diego Chargers	W	28-27	51,488
12/13	@New England Patriots	W	19-10	42,549
12/19	@Miami Dolphins	L	6-16	72,956

COACH: Chuck Knox

AFC WILDCARD PLAYOFF GAME

12/27	@New York Jets	W	31-27	57,050
-------	----------------	---	-------	--------

AFC DIVISIONAL PLAYOFF

1/3	@Cincinnati Bengals	L	21-28	55,420
-----	---------------------	---	-------	--------

TOTAL ATTENDANCE: 1,023,477 (H-601,712; A-421,765)

OFFENSIVE LINE + 0 SACKS = VICTORY

The Buffalo Bills post a perfect 17-0 record during regular season games when QB Jim Kelly has not been sacked.

REGULAR SEASON RESULTS



REGULAR SEASON RESULTS, continued

1982 (4-5) 4th AFC East

COACH: Chuck Knox

DATE	OPPONENT	W-L-T	SCORE	ATT.
9/12	Kansas City Chiefs	W	14-9	79,383
9/16	Minnesota Vikings	W	23-22	77,753
11/21	Miami Dolphins	L	7-9	52,945
11/28	Baltimore Colts	W	20-0	33,985
12/5	@Green Bay Packers (Mil)	L	21-33	46,655
12/12	Pittsburgh Steelers	W	13-0	58,391
12/19	@Tampa Bay Buccaneers	L	23-24	62,510
12/27	@Miami Dolphins	L	10-27	73,924
1/2	@New England Patriots	L	19-30	36,218

TOTAL ATTENDANCE: 521,764 (H-302,457; A-219,307)

1983 (8-8) Tied 2nd AFC East

COACH: Kay Stephenson

DATE	OPPONENT	W-L-T	SCORE	ATT.
9/4	Miami Dolphins	L	0-12	78,715
9/11	@Cincinnati Bengals	W	10-6	46,839
9/18	Baltimore Colts	W	28-23	40,937
9/25	Houston Oilers	W	30-13	60,070
10/3	New York Jets	L	10-34	79,933
10/9	@Miami Dolphins	W(OT)	38-35	59,948
10/16	@Baltimore Colts	W	30-7	38,565
10/23	New England Patriots	L	0-31	60,424
10/30	New Orleans Saints	W	27-21	49,413
11/6	@New England Patriots	L	7-21	42,604
11/13	@New York Jets	W	24-17	48,514
11/20	Los Angeles Raiders	L	24-27	72,393
11/27	@Los Angeles Rams	L	17-41	48,246
12/4	@Kansas City Chiefs	W	14-9	27,104
12/11	San Francisco 49ers	L	10-23	38,039
12/18	@Atlanta Falcons	L	14-31	31,105

TOTAL ATTENDANCE: 822,759 (H-479,924; A-342,835)

1984 (2-14) 5th AFC East

COACH: Kay Stephenson

DATE	OPPONENT	W-L-T	SCORE	ATT.
9/2	New England Patriots	L	17-21	48,528
9/9	@St. Louis Cardinals	L	7-37	35,785
9/17	Miami Dolphins	L	17-21	65,455
9/23	New York Jets	L	26-28	48,330
9/30	@Indianapolis Colts	L	17-31	60,032
10/7	Philadelphia Eagles	L	17-27	37,555
10/14	@Seattle Seahawks	L	28-31	59,034
10/21	Denver Broncos	L	7-37	31,204
10/28	@Miami Dolphins	L	7-38	58,824
11/4	Cleveland Browns	L	10-13	33,343
11/11	@New England Patriots	L	10-38	43,313
11/18	Dallas Cowboys	W	14-3	74,391
11/25	@Washington Redskins	L	14-41	51,513
12/2	Indianapolis Colts	W	21-15	20,693
12/8	@New York Jets	L	17-21	45,378
12/16	@Cincinnati Bengals	L	21-52	55,771

TOTAL ATTENDANCE: 769,149 (H-359,499; A-409,650)

1985 (2-14) 5th AFC East

COACH: Kay Stephenson/Hank Bullough

DATE	OPPONENT	W-L-T	SCORE	ATT.
9/8	San Diego Chargers	L	9-14	67,597
9/15	@New York Jets	L	3-42	63,449
9/22	New England Patriots	L	14-17	40,334
9/29	Minnesota Vikings	L	20-27	45,667
10/6	*@Indianapolis Colts	L	17-49	60,003
10/13	@New England Patriots	L	3-14	40,462
10/20	Indianapolis Colts	W	21-9	28,430
10/27	@Philadelphia Eagles	L	17-21	60,987
11/3	Cincinnati Bengals	L	17-23	25,640
11/10	Houston Oilers	W	20-0	21,881
11/17	@Cleveland Browns	L	7-17	54,478
11/24	Miami Dolphins	L	14-23	50,474
12/1	@San Diego Chargers	L	7-40	45,487
12/8	New York Jets	L	7-27	23,122
12/15	@Pittsburgh Steelers	L	24-30	35,953
12/22	@Miami Dolphins	L	0-28	64,811

*Hank Bullough took over as head coach

TOTAL ATTENDANCE: 725,061 (H-303,145; A-421,916)

REGULAR SEASON RESULTS



REGULAR SEASON RESULTS, continued

1986 (4-12) 4th AFC East			COACH: Hank Bullough/Marv Levy	
DATE	OPPONENT	W-L-T	SCORE	ATT.
9/7	New York Jets	L	24-28	79,951
9/14	@Cincinnati Bengals	L(OT)	33-36	52,714
9/21	St. Louis Cardinals	W	17-10	65,762
9/28	Kansas City Chiefs	L	17-20	67,555
10/5	@New York Jets	L	13-14	69,504
10/12	@Miami Dolphins	L	14-27	49,467
10/19	Indianapolis Colts	W	24-13	50,050
10/26	New England Patriots	L	3-23	77,808
11/2	@Tampa Bay Buccaneers	L	28-34	32,806
11/9	*Pittsburgh Steelers	W	16-12	72,000
11/16	Miami Dolphins	L	24-34	72,474
11/23	@New England Patriots	L	19-22	60,455
11/30	@Kansas City Chiefs	W	17-14	31,492
12/7	Cleveland Browns	L	17-21	42,213
12/14	@Indianapolis Colts	L	14-24	52,783
12/21	@Houston Oilers	L	7-16	31,409

*Marv Levy took over as head coach

TOTAL ATTENDANCE: 908,443 (H-527,813; A-380,630)

1987 (7-8) 4th AFC East			COACH: Marv Levy	
DATE	OPPONENT	W-L-T	SCORE	ATT.
9/13	New York Jets	L	28-31	76,718
9/20	Houston Oilers	W	34-30	56,534
10/4	Indianapolis Colts	L	6-47	9,860
10/11	@New England Patriots	L	7-14	11,878
10/18	New York Giants	W(OT)	6-3	15,737
10/25	@Miami Dolphins	W(OT)	34-31	61,295
11/1	Washington Redskins	L	7-27	71,640
11/8	Denver Broncos	W	21-14	63,698
11/15	@Cleveland Browns	L	21-27	78,409
11/22	@New York Jets	W	17-14	58,407
11/29	Miami Dolphins	W	27-0	68,055
12/6	@Los Angeles Raiders	L	21-34	43,143
12/13	@Indianapolis Colts	W	27-3	60,253
12/20	New England Patriots	L	7-13	74,945
12/27	@Philadelphia Eagles	L	7-17	57,547

TOTAL ATTENDANCE: 808,119 (H-437,187; A-370,932)

1988 (12-4) 1st AFC East			COACH: Marv Levy	
DATE	OPPONENT	W-L-T	SCORE	ATT.
9/4	Minnesota Vikings	W	13-10	76,783
9/11	Miami Dolphins	W	9-6	79,520
9/18	@New England Patriots	W	16-14	55,945
9/25	Pittsburgh Steelers	W	36-28	78,735
10/2	@Chicago Bears	L	3-24	62,793
10/9	Indianapolis Colts	W	34-23	76,018
10/17	@New York Jets	W	37-14	70,218
10/23	New England Patriots	W	23-20	76,824
10/30	Green Bay Packers	W	28-0	79,176
11/6	@Seattle Seahawks	W	13-3	61,074
11/14	@Miami Dolphins	W	31-6	67,091
11/20	New York Jets	#W(OT)	9-6	78,389
11/27	@Cincinnati Bengals	L	21-35	58,672
12/4	@Tampa Bay Buccaneers	L	5-10	49,498
12/11	Los Angeles Raiders	W	37-21	77,348
12/18	@Indianapolis Colts	L	14-17	59,908
#Clinched AFC East Title				
AFC DIVISIONAL PLAYOFF				
1/1	Houston Oilers	W	17-10	79,532
AFC CHAMPIONSHIP GAME				
1/8	@Cincinnati Bengals	L	10-21	59,747

TOTAL ATTENDANCE: 1,107,992 (H-622,793; A-485,199)

(Attendance - regular season only)

DID YOU KNOW?

WR Andre Reed and RB Thurman Thomas have scored in the same game 12 times during the regular season and the Bills are 12-0 in those contests.

REGULAR SEASON RESULTS



REGULAR SEASON RESULTS, continued

1989 (9-7) 1st AFC East			COACH: Marv Levy	
DATE	OPPONENT	W-L-T	SCORE	ATT.
9/10	@Miami Dolphins	W	27-24	54,541
9/18	Denver Broncos	L	14-28	78,176
9/24	@Houston Oilers	W(OT)	47-41	57,278
10/1	New England Patriots	W	31-10	78,921
10/8	@Indianapolis Colts	L	14-37	58,890
10/16	Los Angeles Rams	W	23-20	76,231
10/22	New York Jets	W	34-3	76,811
10/29	Miami Dolphins	W	31-17	80,208
11/5	@Atlanta Falcons	L	28-30	45,267
11/12	Indianapolis Colts	W	30-7	79,256
11/19	@New England Patriots	L	24-33	49,663
11/26	Cincinnati Bengals	W	24-7	80,074
12/4	@Seattle Seahawks	L	16-17	57,682
12/10	New Orleans Saints	L	19-22	70,037
12/17	@San Francisco 49ers	L	10-21	60,927
12/23	@New York Jets	#W	37-0	21,148
#Clinched AFC East Title				
AFC DIVISIONAL PLAYOFF				
1/6	@Cleveland	L	30-34	77,706

TOTAL ATTENDANCE: 1,025,110 (H-619,714; A-405,396)

(Attendance - regular season only)

1990 (13-3) 1st AFC East			COACH: Marv Levy	
DATE	OPPONENT	W-L-T	SCORE	ATT.
9/9	Indianapolis Colts	W	26-10	78,899
9/16	@Miami Dolphins	L	7-30	68,142
9/24	@New York Jets	W	30-7	69,927
9/30	Denver Broncos	W	29-28	74,393
10/7	Los Angeles Raiders	W	38-24	80,076
10/21	New York Jets	W	30-27	79,002
10/28	@New England Patriots	W	27-10	51,959
11/4	@Cleveland Browns	W	42-0	78,331
11/11	Phoenix Cardinals	W	45-14	74,904
11/18	New England Patriots	W	14-0	74,720
11/26	@Houston Oilers	L	24-27	60,130
12/2	Philadelphia Eagles	W	30-23	79,320
12/9	@Indianapolis Colts	W	31-7	53,268
12/15	@New York Giants	W	17-13	66,893
12/23	Miami Dolphins	#W	24-14	80,235
12/30	@Washington Redskins	L	14-29	52,397
#Clinched AFC East Title				
AFC DIVISIONAL PLAYOFF				
1/12	Miami Dolphins	W	44-34	77,087
AFC CHAMPIONSHIP GAME				
1/20	Los Angeles Raiders	W	**51-3	80,324
SUPER BOWL XXV, TAMPA STADIUM				
1/27	New York Giants	L	19-20	73,813

TOTAL ATTENDANCE: 1,122,596 (H-621,549; A-501,047)

(Attendance - regular season only)

**Largest Margin of Victory in Club History

1991 (13-3) 1st AFC East			COACH: Marv Levy	
DATE	OPPONENT	W-L-T	SCORE	ATT.
9/1	Miami Dolphins	W	35-31	80,252
9/8	Pittsburgh Steelers	W	52-34	79,545
9/15	@New York Jets	W	23-20	65,309
9/22	@Tampa Bay Buccaneers	W	17-10	57,323
9/29	Chicago Bears	W	35-20	80,366
10/7	@Kansas City Chiefs	L	6-33	76,120
10/13	Indianapolis Colts	W	42-6	79,015
10/21	Cincinnati Bengals	W	35-16	80,131
11/3	New England Patriots	W	22-17	78,278
11/10	@Green Bay Packers	W	34-24	52,175
11/18	@Miami Dolphins	W	41-27	71,062
11/24	@New England Patriots	L	13-16	47,053
12/1	New York Jets	#W	24-13	80,243
12/8	@Los Angeles Raiders	W(OT)	30-27	85,081
12/15	@Indianapolis Colts	W	35-7	48,286
12/22	Detroit Lions	L(OT)	14-17	78,059
#Clinched AFC East Title				
AFC DIVISIONAL PLAYOFF				
1/5	Kansas City Chiefs	W	37-14	80,182
AFC CHAMPIONSHIP GAME				
1/12	Denver Broncos	W	10-7	80,272
SUPER BOWL XXVI, METRODOME				
1/26	Washington Redskins	L	37-24	63,130

TOTAL ATTENDANCE: 1,138,298 (H-635,889++; A-502,409)

(Attendance - regular season only)

++NFL Single Season In-Stadium Att. Record

REGULAR SEASON RESULTS



REGULAR SEASON RESULTS, *continued*

1992(11-5) 2nd AFC East

COACH: Marv Levy

DATE	OPPONENT	W-L-T	SCORE	ATT.
9/6	Los Angeles Rams	W	40-7	79,001
9/13	@San Francisco 49ers	W	34-31	64,053
9/20	Indianapolis Colts	W	38-0	77,781
9/27	@New England Patriots	W	41-7	52,527
10/4	Miami Dolphins	L	10-37	+80,368
10/11	@Los Angeles Raiders	L	3-20	52,287
10/26	@New York Jets	W	24-20	68,181
11/1	New England Patriots	W	16-7	78,268
11/8	Pittsburgh Steelers	W	28-20	80,294
11/16	@Miami Dolphins	W	26-20	70,629
11/22	Atlanta Falcons	W	41-14	80,004
11/29	@Indianapolis Colts	L(OT)	13-16	50,221
12/6	New York Jets	L	17-24	75,876
12/12	Denver Broncos	W	27-17	71,740
12/20	@New Orleans	W	20-16	68,591
12/27	@Houston Oilers	L	3-27	61,742

+Largest In-Stadium Attendance at Rich Stadium

AFC WILD CARD PLAYOFF

1/3	Houston Oilers	W(OT)	41-38	75,141
-----	----------------	-------	-------	--------

AFC DIVISIONAL PLAYOFF

1/9	@Pittsburgh Steelers	W	24-3	60,407
-----	----------------------	---	------	--------

AFC CHAMPIONSHIP GAME

1/17	@Miami Dolphins	W	29-10	72,703
------	-----------------	---	-------	--------

SUPER BOWL XXVII, ROSE BOWL

1/31	Dallas Cowboys	L	17-52	98,374
------	----------------	---	-------	--------

TOTAL ATTENDANCE: 1,111,563 (H-623,332; A-488,231)

(Attendance - regular season only)

BILLS TAKEAWAY/GIVEAWAY DIFFERENTIAL

	TAKEAWAY			GIVEAWAY			NetDifferential
	Int.	Fumbles	Total	Int.	Fumbles	Total	
1960	33	16	49	29	15	44	+5
1961	29	15	44	25	17	42	+2
1962	36	14	50	26	12	38	+12
1963	22	13	35	24	16	40	-5
1964	28	15	43	34	18	52	-9
1965	32	14	46	24	25	49	-3
1966	29	9	38	21	15	36	+2
1967	27	10	37	34	13	47	-10
1968	22	13	35	28	14	42	-7
1969	19	18	37	30	21	51	-14
1970	11	15	26	26	26	52	-26
1971	11	11	22	32	16	48	-26
1972	23	8	31	24	15	39	-8
1973	14	19	33	14	13	27	+6
1974	20	11	31	15	14	29	+2
1975	25	20	45	19	15	34	+11
1976	19	23	42	17	26	43	-1
1977	21	12	33	24	20	44	-11
1978	14	16	30	17	17	34	-4
1979	24	17	41	15	19	34	+7
1980	24	20	44	19	22	41	+3
1981	19	17	36	20	18	38	-2
1982	13	8	21	17	9	26	-5
1983	13	18	31	28	12	30	-9
1984	16	21	37	30	14	44	-7
1985	20	15	35	31	21	52	-17
1986	10	8	18	19	20	39	-21
1987	17	14	31	19	24	43	-12
1988	15	17	32	17	16	33	-1
1989	23	13	36	20	21	41	-5
1990	18	17	35	11	10	21	+14
1991	23	14	37	19	16	35	+2
1992	21	17	38	23	12	35	-3

AMERICAN FOOTBALL CONFERENCE (199-221-7) .474

AFC EAST (109-119-3) .478
INDIANAPOLIS (24-20-1) .545

- 1970- Tie, 17-17(Balt) 60,240
Colts, 20-14(Buf) 34,346
- 1971- Colts, 43-0(Buf) 46,206
Colts, 24-0(Balt) 58,476
- 1972- Colts, 17-0(Buf) 46,206
Colts, 35-7(Balt) 55,390
- 1973- Bills, 31-13(Buf) 78,875
Bills, 24-17(Balt) 52,250
- 1974- Bills, 27-14(Balt) 40,626
Bills, 6-0(Buf) 75,325
- 1975- Bills, 38-31(Balt) 43,907
Colts, 42-35(Buf) 77,320
- 1976- Colts, 31-13(Buf) 71,009
Colts, 58-20(Balt) 50,451
- 1977- Colts, 17-14(Balt) 49,247
Colts, 31-13(Buf) 39,444
- 1978- Bills, 24-17(Buf) 55,270
Bills, 24-14(Balt) 25,415
- 1979- Bills, 31-13(Balt) 30,904
Colts, 14-13(Buf) 50,581
- 1980- Colts, 17-12(Buf) 73,634
Colts, 28-24(Balt) 36,184
- 1981- Bills, 35-3(Balt) 44,950
Bills, 23-17(Buf) 77,811
- 1982- Bills, 20-0(Buf) 33,985
- 1983- Bills, 28-23(Buf) 40,937
Bills, 30-7(Balt) 38,565
- 1984- Colts, 31-17(I) 60,032
Bills, 21-15(Buf) 20,693
- 1985- Colts, 49-17(I) 60,003
Bills, 21-9(Buf) 28,430
- 1986- Bills, 24-13(Buf) 50,050
Colts, 24-14(I) 52,783
- 1987- Colts, 47-6(Buf) 9,860
Bills, 27-3(I) 60,253
- 1988- Bills, 34-23(Buf) 76,018
Colts, 17-14(I) 59,908
- 1989- Colts, 37-14(I) 58,890
Bills, 30-7(Buf) 79,256
- 1990- Bills, 26-10(Buf) 78,899
Bills, 31-7(I) 53,268
- 1991- Bills, 42-6(Buf) 79,015
Bills, 35-7(I) 48,286
- 1992- Bills, 38-0(Buf) 77,781
Bills, 13-16 OT(I) 50,221

MIAMI (19-36-1) .348

- 1966- Bills, 58-24(B) 37,546
Bills, 29-0 (M) 37,177
Bills, 35-13(B) 31,622
Dolphins, 17-14(M) 27,050
- 1968- Tie, 14-14(M) 28,559
Dolphins, 21-17(B) 28,751
- 1969- Dolphins, 24-6(M) 39,837
Bills, 28-3(B) 32,686
- 1970- Dolphins, 33-14(B) 41,312
Dolphins, 45-7(M) 70,990
- 1971- Dolphins, 29-14(B) 45,139
Dolphins, 34-0(M) 61,061
- 1972- Dolphins, 24-23(M) 80,010
Dolphins, 30-16(B) 46,206
- 1973- Dolphins, 27-6(M) 65,241
Dolphins, 17-0(B) 77,138
- 1974- Dolphins, 24-16(B) 78,990
Dolphins, 35-28(M) 69,313
- 1975- Dolphins, 35-30(B) 79,141
Dolphins, 31-21(M) 78,701
- 1976- Dolphins, 30-21(B) 77,683
Dolphins, 45-27(M) 43,475

- 1977- Dolphins, 13-0(B) 76,097
Dolphins, 31-14(M) 39,626
- 1978- Dolphins, 31-24(M) 48,373
Dolphins, 25-24(B) 48,623
- 1979- Dolphins, 9-7(B) 69,441
Dolphins, 17-7(M) 45,597
- 1980- Bills, 17-7(B) 79,598
Dolphins, 17-14(M) 41,636
- 1981- Bills, 31-21(B) 78,576
Dolphins, 16-6(M) 72,956
- 1982- Dolphins, 9-7(B) 52,945
Dolphins, 27-10(M) 73,924
- 1983- Dolphins, 12-0(B) 78,715
Bills, 38-35 OT(M) 59,948
- 1984- Dolphins, 21-17 (B) 65,455
Dolphins, 38-7(M) 58,824
- 1985- Dolphins, 23-14(B) 50,474
Dolphins, 28-0(M) 64,811
- 1986- Dolphins, 27-14(M) 49,467
Dolphins, 34-24(B) 76,474
- 1987- Bills, 34-31 OT (M) 61,295
Bills, 27-0(B) 68,055
- 1988- Bills, 9-6(B) 79,520
Bills, 31-6(M) 67,091
- 1989- Bills, 27-24(M) 54,541
Bills, 31-17(B) 80,208
- 1990- Dolphins, 30-7(M) 68,142
Bills, 24-14(B) 80,235
*Bills, 44-34(B) 77,087
- 1991- Bills, 35-31(B) 80,252
Bills, 41-27(M) 71,062
- 1992- Dolphins, 10-37(B) 80,368
Bills, 26-20(M) 70,629
**Bills, 29-10(M) 72,703

* AFC Divisional Playoff

** AFC Championship

NEW ENGLAND (31-34-1) .477

- 1960- Bills, 13-0(Bos) 20,732
Bills, 38-14(Buf) 14,335
- 1961- Patriots, 23-21(Buf) 21,504
Patriots, 52-21(Bos) 9,398
- 1962- Tie, 28-28(Buf) 33,247
Patriots, 21-10(Bos) 20,021
- 1963- Bills, 28-21(Buf) 29,243
Patriots, 17-7(Bos) 16,931
**Patriots, 26-8(Buf) 30,044
- 1964- Patriots, 36-28(Buf) 42,308
Bills, 24-14(Bos) 38,021
- 1965- Bills, 24-7(Buf) 45,502
Bills, 23-7(Bos) 24,415
- 1966- Patriots, 20-10(Buf) 45,542
Patriots, 14-3(Bos) 39,350
- 1967- Patriots, 23-0(Buf) 45,748
Bills, 44-16(Bos) 20,627
- 1968- Patriots, 16-7(Buf) 38,865
Patriots, 23-6(Bos) 21,082
- 1969- Bills, 23-16(Buf) 46,201
Patriots, 35-21(Bos) 25,584
- 1970- Bills, 45-10(Bos) 31,148
Patriots, 14-10(Buf) 31,427
- 1971- Patriots, 38-33(NE) 57,446
Bills, 27-20(Buf) 27,166
- 1972- Bills, 38-14(Buf) 41,749
Bills, 27-24(NE) 60,999
- 1973- Bills, 31-13(NE) 56,119
Bills, 37-13(Buf) 72,470
- 1974- Bills, 30-28(Buf) 78,935
Bills, 29-28(NE) 58,932
- 1975- Bills, 45-31(Buf) 65,655
Bills, 34-14(NE) 58,393

AFC SERIES SCORES, NEW ENGLAND, continued

- 1976- Patriots, 26-22(Buf) 45,144
Patriots, 20-10(NE) 61,157
- 1977- Bills, 24-14(NE) 60,263
Patriots, 20-7(Buf) 27,598
- 1978- Patriots, 14-10(Buf) 44,897
Patriots, 26-24(NE) 59,598
- 1979- Patriots, 26-6(Buf) 67,935
Bills, 16-13 OT (NE) 60,991
- 1980- Bills, 31-13(Buf) 75,092
Patriots, 24-2(NE) 58,324
- 1981- Bills, 20-17(Buf) 71,593
Bills, 19-10(NE) 42,549
- 1982- Patriots, 30-19(NE) 36,218
- 1983- Patriots, 31-0(Buf) 60,424
Patriots, 21-7(NE) 42,604
- 1984- Patriots, 21-17(Buf) 48,528
Patriots, 38-10(NE) 43,313
- 1985- Patriots, 17-14(Buf) 40,334
Patriots, 14-3(NE) 40,462
- 1986- Patriots, 23-3(Buf) 77,808
Patriots, 22-19(NE) 60,455
- 1987- Patriots, 14-7(NE) 11,878
Patriots, 13-7(Buf) 74,945
- 1988- Bills, 16-14(NE) 55,945
Bills, 23-20(Buf) 76,824
- 1989- Bills, 31-10(Buf) 78,921
Patriots, 33-24(NE) 49,663
- 1990- Bills, 27-10(NE) 51,959
Bills, 14-0(Buf) 74,720
- 1991- Bills, 22-17(Buf) 78,278
Patriots, 16-13(NE) 47,053
- 1992- Bills, 41-7(NE) 52,527
Bills, 16-7(Buf) 78,268

** AFL Division Playoff

NEW YORK JETS (36-29) .554

- 1960- Titans, 27-3(NY) 10,200
Titans, 17-13(B) 14,988
- 1961- Bills, 41-31(B) 15,584
Titans, 21-14(NY) 12,023
- 1962- Titans, 17-6(B) 24,024
Bills, 20-3(NY) 16,453
- 1963- Bills, 45-14(B) 20,222
Bills, 19-10(NY) 5,826
- 1964- Bills, 34-24(B) 39,621
Bills, 20-7(NY) 60,300
- 1965- Bills, 33-21(B) 45,056
Jets, 14-12(NY) 57,396
- 1966- Bills, 33-23(NY) 61,552
Bills, 14-3(B) 45,738
- 1967- Bills, 20-17(B) 45,748
Jets, 20-10(NY) 62,671
- 1968- Bills, 37-35(B) 38,044
Jets, 25-21(NY) 61,452
- 1969- Jets, 33-19(B) 46,165
Jets, 16-6(NY) 62,680
- 1970- Bills, 34-31(B) 46,206
Bills, 10-6(NY) 62,712
- 1971- Jets, 28-17(NY) 61,498
Jets, 20-7(B) 41,577
- 1972- Jets, 41-24(B) 46,206
Jets, 41-3(NY) 62,853
- 1973- Bills, 9-7(B) 77,425
Bills, 34-14(NY) 47,740
- 1974- Bills, 16-12(B) 76,978
Jets, 20-10(NY) 32,805
- 1975- Bills, 42-14(B) 77,895
Bills, 24-23(NY) 58,343
- 1976- Jets, 17-14(NY) 52,416
Jets, 19-14(B) 41,258
- 1977- Jets, 24-19(B) 32,046
Bills, 14-10(NY) 31,929
- 1978- Jets, 21-20(B) 40,985
Jets, 45-14(NY) 44,545

- 1979- Bills, 46-31(B) 68,731
Bills, 14-12(NY) 50,647
- 1980- Bills, 20-10(B) 65,315
Bills, 31-24(NY) 45,677
- 1981- Bills, 31-0(B) 79,754
Jets, 33-14(NY) 54,607
**Bills, 31-27(NY) 57,050
- 1983- Jets, 34-10(B) 79,933
Bills, 24-17(NY) 48,514
- 1984- Jets, 28-26(B) 48,330
Jets, 21-17(NY) 45,378
- 1985- Jets, 42-3(NY) 63,449
Jets, 27-7(B) 23,122
- 1986- Jets, 28-24(B) 79,951
Jets, 14-13(NY) 69,504
- 1987- Jets, 31-28(B) 76,718
Bills, 17-14(NY) 58,407
- 1988- Bills, 37-14(NY) 70,218
Bills, 9-6 OT(B) 78,389
- 1989- Bills, 34-3(B) 76,811
Bills, 37-0(NY) 21,148
- 1990- Bills, 30-7(NY) 69,927
Bills, 30-27(B) 79,002
- 1991- Bills, 23-20(NY) 65,309
Bills, 24-13(B) 80,243
- 1992- Bills, 24-20(NY) 68,181
Jets, 17-24(B) 75,876

** AFC Wildcard Playoff

**AFC CENTRAL (29-45) .392
CINCINNATI (7-11) .389**

- 1968- Bengals, 34-23(C) 24,405
- 1969- Bills, 16-13(B) 35,122
- 1970- Bengals, 43-14(B) 43,587
- 1973- Bengals, 16-13(B) 76,927
- 1975- Bengals, 33-24(C) 56,666
- 1978- Bills, 5-0(B) 47,754
- 1979- Bills, 51-24(B) 43,504
- 1980- Bills, 14-0(C) 40,836
- 1981- Bengals, 27-24 OT(C) 46,418
*Bengals, 28-21 (C) 55,420
- 1983- Bills, 10-6(C) 46,839
- 1984- Bengals, 52-21(C) 55,771
- 1985- Bengals, 23-17(B) 25,640
- 1986- Bengals, 36-33 OT(C) 52,714
- 1988- Bengals, 35-21(C) 58,672
**Bengals, 21-10(C) 59,747
- 1989- Bills, 24-7(B) 80,074
- 1991- Bills, 35-16(B) 80,131

* AFC Divisional Playoff

** AFC Championship

CLEVELAND (3-8) .273

- 1972- Browns, 27-10(C) 70,104
- 1974- Bills, 15-10(C) 66,504
- 1977- Browns, 27-16(B) 60,905
- 1978- Browns, 41-20(C) 51,409
- 1981- Bills, 22-13(B) 78,266
- 1984- Browns, 13-10(B) 33,343
- 1985- Browns, 17-7(C) 54,478
- 1986- Browns, 21-17(B) 42,213
- 1987- Browns, 27-21(C) 78,409
- 1989- *Browns, 34-30(C) 77,706
- 1990- Bills, 42-0(C) 78,331

* AFC Divisional Playoff

HOUSTON (13-20) .394

- 1960- Bills, 25-24(B) 23,001
Oilers, 31-23(H) 25,243
- 1961- Bills, 22-12(H) 22,761
Oilers, 28-16(B) 21,237
- 1962- Oilers, 28-23(B) 31,236
Oilers, 17-14(H) 26,350

AFC SERIES SCORES, HOUSTON, *continued*

- 1963- Oilers, 31-20(B) 32,340
Oilers, 28-14(H) 23,948
- 1964- Bills, 48-17(H) 26,218
Bills, 24-10(B) 40,119
- 1965- Oilers, 19-17(B) 44,267
Bills, 29-18(H) 23,087
- 1966- Bills, 27-20(B) 42,526
Bills, 42-20(H) 27,312
- 1967- Oilers, 20-3(B) 41,384
Oilers, 10-3(H) 30,060
- 1968- Oilers, 30-7(B) 34,339
Oilers, 35-6(H) 34,110
- 1969- Oilers, 17-3(B) 40,146
Oilers, 28-24(H) 46,485
- 1971- Oilers, 20-14(B) 28,107
- 1974- Oilers, 21-9(B) 79,223
- 1976- Oilers, 13-3(B) 61,364
- 1978- Oilers, 17-10(H) 47,727
- 1983- Bills, 30-13(B) 60,070
- 1985- Bills, 20-0(B) 21,881
- 1986- Oilers, 16-7(H) 31,409
- 1987- Bills, 34-30(B) 56,534
- 1988- *Bills, 17-10(B) 79,532
- 1989- Bills, 47-41(OT)(H) 57,278
- 1990- Oilers, 27-24(H) 60,130
- 1992- Oilers, 3-27(H) 61,742
*Bills, 41-38 OT(B) 75,141

* AFC Divisional Playoff

PITTSBURGH (8-6) .571

- 1970- Steelers, 23-10(P) 42,140
- 1972- Steelers, 38-21(B) 45,882
- 1974- *Steelers, 32-14(P) 48,321
- 1975- Bills, 30-21(P) 49,348
- 1978- Steelers, 28-17(B) 64,147
- 1979- Steelers, 28-0(P) 48,002
- 1980- Bills, 28-13(B) 79,659
- 1982- Bills, 13-0(B) 58,391
- 1985- Steelers, 30-24(P) 35,953
- 1986- Bills, 16-12(B) 72,000
- 1988- Bills, 36-28(B) 78,735
- 1991- Bills, 52-34(B) 79,545
- 1992- Bills, 28-20(B) 80,294
*Bills, 24-3(P) 60,407

* AFC Divisional Playoff

AFC WEST (58-57-4) .504

DENVER (17-10-1) .625

- 1960- Broncos, 27-21(B) 15,229
Tie, 38-38(D) 7,785
- 1961- Broncos, 22-10(B) 16,636
Bills, 23-10(D) 7,645
- 1962- Broncos, 23-20(B) 30,577
Bills, 45-38(D) 26,051
- 1963- Bills, 30-28(D) 19,424
Bills, 27-17(B) 30,989
- 1964- Bills, 30-13(B) 28,501
Bills, 30-19(D) 14,431
- 1965- Bills, 30-15(D) 30,682
Bills, 31-13(B) 45,046
- 1966- Bills, 38-21(B) 40,583
- 1967- Bills, 17-16(D) 35,188
Broncos, 21-20(B) 30,891
- 1968- Broncos, 34-32(D) 35,142
- 1969- Bills, 41-28(B) 40,302
- 1970- Broncos, 25-10(B) 34,882
- 1975- Bills, 38-14(B) 79,864
- 1977- Broncos, 26-6(D) 74,897
- 1979- Broncos, 19-16(B) 37,886
- 1981- Bills, 9-7(B) 77,757
- 1984- Broncos, 37-7(B) 31,204
- 1987- Bills, 21-14(B) 63,689
- 1989- Broncos, 28-14(B) 78,176
- 1990- Bills, 29-28(B) 74,393

- 1991- *Bills, 10-7(B) 80,272
- 1992- Bills, 27-17(B) 71,740

* AFC Championship

KANSAS CITY (16-13-1) .550

- 1960- Texans, 45-28(B) 19,610
Texans, 24-7(D) 18,000
- 1961- Bills, 27-24(B) 20,678
Bills, 30-20(D) 15,000
- 1962- Texans, 41-21(D) 25,500
Bills, 23-14(B) 35,261
- 1963- Tie, 27-27(B) 17,568
Bills, 35-26(KC) 25,519
- 1964- Bills, 34-17(B) 30,157
Bills, 35-22(KC) 20,904
- 1965- Bills, 23-7(KC) 26,941
Bills, 34-25(B) 40,298
- 1966- Chiefs, 42-20(B) 42,023
Bills, 29-14(KC) 43,885
*Chiefs, 31-7(B) 42,080
- 1967- Chiefs, 23-13(KC) 41,943
- 1968- Chiefs, 18-7(B) 40,748
- 1969- Chiefs, 29-7(B) 45,844
Chiefs, 22-19(KC) 47,112
- 1971- Chiefs, 22-9(KC) 48,121
- 1973- Bills, 23-14(B) 76,071
- 1976- Bills, 50-17(B) 51,909
- 1978- Bills, 28-13(B) 47,310
Chiefs, 14-10(KC) 25,781
- 1982- Bills, 14-9(B) 79,383
- 1983- Bills, 14-9(KC) 27,104
- 1986- Chiefs, 20-17(B) 68,747
Bills, 17-14(KC) 31,492
- 1991- Chiefs, 33-6(KC) 76,120
**Bills, 37-14(B) 80,182

* AFL Championship

** AFC Divisional Playoff

L.A. RAIDERS (15-14) .517

- 1960- Bills, 38-9(B) 8,876
Raiders, 20-7(O) 8,800
- 1961- Raiders, 31-22(B) 17,027
Bills, 26-21(O) 8,011
- 1962- Bills, 14-6(B) 21,037
Bills, 10-6(O) 11,700
- 1963- Raiders, 35-17(O) 17,568
Bills, 12-0(B) 24,846
- 1964- Bills, 23-20(B) 36,451
Raiders, 16-13(O) 18,134
- 1965- Bills, 17-12(B) 41,256
Bills, 17-14(O) 19,352
- 1966- Bills, 31-10(O) 36,781
- 1967- Raiders, 24-20(B) 45,758
Raiders, 28-21(O) 30,738
- 1968- Raiders, 48-6(B) 43,056
Raiders, 13-10(O) 39,883
- 1969- Raiders, 50-21(O) 54,418
- 1972- Raiders, 28-16(O) 53,501
- 1974- Bills, 21-20(B) 79,876
- 1977- Raiders, 34-13(O) 51,558
- 1980- Bills, 24-7(B) 77,259
- 1983- Raiders, 27-24(B) 72,393
- 1987- Raiders, 34-21(LA) 43,143
- 1988- Bills, 37-21(B) 77,348
- 1990- Bills, 38-24(B) 80,076
*Bills, 51-3(B) 80,324
- 1991- Bills, 30-27 OT(LA) 85,081
- 1992- Raiders, 3-20(LA) 52,287

* AFC Championship

SAN DIEGO (9-17-2) .346

- 1960- Chargers, 24-10(B) 15,821
Bills, 32-3(LA) 16,161

AFC SERIES SCORES, CHARGERS, continued

- 1961- Chargers, 19-11(B) 20,742
Chargers, 28-10(SD) 24,486
 - 1962- Bills, 35-10(B) 20,074
Bills, 40-20(SD) 22,204
 - 1963- Chargers, 14-10(SD) 22,344
Chargers, 23-13(B) 38,592
 - 1964- Bills, 30-3(B) 40,167
Bills, 27-24(SD) 34,865
*Bills, 20-7(B) 40,242
 - 1965- Chargers, 34-3(B) 45,260
Tie, 20-20(SD) 27,473
*Bills, 23-0(SD) 30,361
 - 1966- Chargers, 27-7(SD) 27,572
Tie, 17-17(B) 45,169
 - 1967- Chargers, 37-17(B) 39,310
 - 1968- Chargers, 21-6(B) 27,993
 - 1969- Chargers, 45-6(SD) 47,582
 - 1971- Chargers, 20-3(SD) 49,261
 - 1973- Chargers, 34-7(SD) 47,588
 - 1976- Chargers, 34-13(B) 41,701
 - 1979- Chargers, 27-19(SD) 50,709
 - 1980- Bills, 26-24(SD) 51,982
**Chargers, 20-14(SD) 52,028
 - 1981- Bills, 28-27(SD) 51,488
 - 1985- Chargers, 14-9(B) 67,597
Chargers, 40-7(SD) 45,487
- * AFL Championship
** AFC Divisional Playoff

SEATTLE (1-3) .250

- 1977- Seahawks, 56-17(S) 61,180
- 1984- Seahawks, 31-28(S) 59,034
- 1988- Bills, 13-3(S) 61,074
- 1989- Seahawks, 17-16(S) 57,682

NATIONAL FOOTBALL CONFERENCE (34-42-1) .448

NFC EAST (11-18) .379

DALLAS (1-3) .250

- 1971- Cowboys, 49-37(B) 46,206
 - 1976- Cowboys, 17-10(D) 51,779
 - 1981- Cowboys, 27-14(D) 62,583
 - 1984- Bills, 14-3(B) 74,391
 - 1992- **Cowboys, 17-52(CA) 98,374
- **Super Bowl XXVII, Rose Bowl

NEW YORK GIANTS (3-3) .500

- 1970- Giants, 20-6(NY) 62,870
- 1975- Giants, 17-14(B) 79,518
- 1978- Bills, 41-17(B) 28,496
- 1987- Bills, 6-3 OT(B) 15,737
- 1990- Bills, 17-13(NY) 66,893
**Giants, 20-19(TB) 73,813

**Super Bowl XXV, Tampa Stadium

PHILADELPHIA (2-4) .333

- 1973- Bills, 27-26(B) 72,364
- 1981- Eagles, 20-14(B) 78,331
- 1984- Eagles, 27-17(B) 37,555
- 1985- Eagles, 21-17(P) 60,987
- 1987- Eagles, 17-7(P) 57,547
- 1990- Bills, 30-23(B) 79,320

PHOENIX (3-3) .500

- 1971- Cardinals, 28-23(B) 40,040
- 1975- Bills, 32-14(StL) 41,899
- 1981- Cardinals, 24-0(StL) 46,214
- 1984- Cardinals, 37-7(StL) 35,785
- 1986- Bills, 17-10(B) 65,762
- 1990- Bills, 45-14(B) 74,904

WASHINGTON (2-5) .286

- 1972- Bills, 24-17(W) 55,039

- 1977- Redskins, 10-0(B) 22,975
 - 1981- Bills, 21-14(B) 59,624
 - 1984- Redskins, 41-14(W) 51,513
 - 1987- Redskins, 27-7(B) 71,640
 - 1990- Redskins, 29-14(W) 52,397
 - 1991- **Redskins, 37-24(MN) 63,130
- ** Super Bowl XXVI, Metrodome (MN)

NFC CENTRAL (11-14-1) .423

CHICAGO (2-3) .400

- 1970- Bears, 31-13(C) 41,015
- 1974- Bills, 16-6(B) 77,910
- 1979- Bears, 7-0(B) 73,383
- 1988- Bears, 24-3(C) 62,793
- 1991- Bills, 35-20(B) 80,366

DETROIT (1-2-1) .375

- 1972- Tie, 21-21(B) 41,583
- 1976- Lions, 27-14(D) 66,875
- 1979- Bills, 20-17(D) 62,911
- 1991- Lions, 17-14 OT(B) 78,059

GREEN BAY (4-1) .800

- 1974- Bills, 27-7(GB) 56,267
- 1979- Bills, 19-12(B) 39,679
- 1982- Packers, 33-21(Mil) 46,655
- 1988- Bills, 28-0(B) 79,176
- 1991- Bills, 34-24(Mil) 52,175

MINNESOTA (2-4) .333

- 1971- Vikings, 19-0(M) 47,900
- 1975- Vikings, 35-13(B) 54,993
- 1979- Vikings, 10-3(M) 42,339
- 1982- Bills, 23-22(B) 77,753
- 1985- Vikings, 27-20(B) 45,667
- 1988- Bills, 13-10(B) 76,783

TAMPA BAY (2-4) .200

- 1976- Bills, 14-9(TB) 44,505
- 1978- Bucs, 31-10(TB) 61,383
- 1982- Bucs, 24-23(TB) 62,510
- 1986- Bucs, 34-28(TB) 32,806
- 1988- Bucs, 10-5(TB) 49,498
- 1991- Bills, 17-10(TB) 57,323

NFC WEST (12-10) .546

ATLANTA (3-3) .500

- 1973- Bills, 17-6(A) 58,850
- 1977- Bills, 3-0(B) 27,348
- 1980- Falcons, 30-14(B) 57,959
- 1983- Falcons, 31-14(A) 31,105
- 1989- Falcons, 30-28(A) 45,267
- 1992- Bills, 41-14(B) 80,004

LOS ANGELES RAMS (3-3) .500

- 1970- Rams, 19-0(B) 46,206
- 1974- Rams, 19-14(LA) 84,324
- 1980- Bills, 10-7 OT(B) 77,133
- 1983- Rams, 41-17(LA) 48,246
- 1989- Bills, 23-20(B) 76,231
- 1992- Bills, 40-7(B) 79,001

NEW ORLEANS (3-2) .600

- 1973- Saints, 13-0(NO) 74,770
- 1980- Bills, 35-26(NO) 51,154
- 1983- Bills, 27-21(B) 49,413
- 1989- Saints, 22-19(B) 70,037
- 1992- Bills, 20-16(NO) 68,591

SAN FRANCISCO (3-2) .600

- 1972- Bills, 27-20(B) 45,845
- 1980- Bills, 18-13(SF) 37,476
- 1983- 49ers, 23-10(B) 38,039
- 1989- 49ers, 21-10(SF) 60,927
- 1992- Bills, 34-31(SF) 64,053

PRESEASON RECORD VS. OPPONENTS

Opponent	W	L	T	Pct.	Last Meeting
Atlanta	2	4	0	.333	1992
Chicago	0	9	1	.050	1991
Cincinnati	1	4	0	.200	1989
Cleveland	3	6	0	.333	1986
Dallas	1	0	0	1.000	1982
Denver	3	2	0	.600	1978
Detroit	8	10	1	.447	1992
Green Bay	2	8	0	.200	1991
Houston	2	6	0	.250	1988
Indianapolis	0	1	0	.000	1969
Kansas City	2	7	0	.222	1992
Los Angeles Raiders	1	5	0	.167	1987
Los Angeles Rams	1	2	0	.333	1976
Miami	0	3	1	.125	1987
Minnesota	1	4	0	.200	1992
New England	7	6	0	.538	1984
New York Giants	1	3	0	.250	1991
New York Jets	6	4	0	.600	1970
New Orleans	3	3	0	.500	1990
Philadelphia	3	4	0	.429	1991
Phoenix	0	2	0	.000	1974
Pittsburgh	0	2	0	.000	1979
San Diego	1	0	0	1.000	1981
San Francisco	0	0	0	.000	—
Seattle	0	2	0	.000	1988
Tampa Bay	2	0	0	1.000	1988
Washington	3	4	0	.429	1989
All-Time Totals	53	101	3	.347	—

NOTE: Bills' 1961 exhibition loss to Hamilton (CFL) is not included in the totals listed above.

PRESEASON RESULTS (Record: 51-100-3)

1960 (1-4)

Boston	7-28
Denver at Rochester, NY	31-14
Boston at Worcester, MA	7-21
Oakland	21-26
NY Titans	31-52

1961 (0-4)

at Hamilton (CFL)	21-38
Dallas Texans	26-35
Boston at Providence, RI	10-28
Boston	12-15

1962 (3-1)

NY Titans at New Haven, CT	20-10
Boston	7-12
Houston at Mobile, AL	21-14
at Boston	7-6

1963 (3-1)

at Kansas City	13-17
NY Jets	23-8
Boston	24-14
Denver at Winston-Salem, NC	21-14

1964 (2-3)

NY Jets at New Brunswick, NJ	26-13
Kansas City	21-24
at Oakland	31-34
Boston	24-14
NY Jets at Wichita, KS	17-19

1965 (3-2)

at Boston	23-0
Houston	7-29
NY Jets at New Brunswick, NJ	30-14
Kansas City at Wichita, KS	16-18
NY Jets	31-10

1966 (3-1)

at Boston	19-13
Denver	25-3
Houston at Little Rock, AR	28-16
NY Jets at Allentown, PA	17-34

1967 (1-4)

Miami at Memphis, TN	7-10
at Detroit	17-19
Boston at Rochester, NY	10-13
Philadelphia	30-38
NY Jets at Mobile, AL	31-23

1968 (2-2-1)

Detroit	13-9
Miami at Rochester, NY	28-28
at Cincinnati	10-6
Houston at Tulsa, OK	7-37
at Cleveland	12-22

1969 (1-5)

at Houston	7-24
Washington	21-17
at Detroit	12-24
Baltimore	7-20
Chicago at Cleveland, OH	16-23
at LA Rams	20-50

1970 (1-5)

NY Jets at Birmingham, AL	10-33
Detroit	6-22
Philadelphia	35-20
at Washington	0-27
Atlanta	7-10
at Green Bay	0-34

PRESEASON RESULTS



1971 (3-3)		1981 (2-2)	
New Orleans	14-10	Detroit	14-21
at Philadelphia	28-34	Cleveland	10-13
New England	28-14	at Cleveland	31-20
at Atlanta	24-35	at San Diego	30-24
at Detroit	31-17		
Green Bay	14-20	1982 (3-1)	
		at Dallas	14-10
1972 (3-2-1)		Chicago	14-21
St. Louis	10-27	at Washington	20-14
at New Orleans	24-21	Detroit	13-10
Minnesota	21-10		
Oakland at Berkeley, CA	13-31	1983 (1-3)	
at Chicago	24-24	at Chicago	17-27
Philadelphia	34-17	Cleveland	10-27
		at Detroit	17-16
1973 (0-6)		Washington	19-27
Phil. at Jacksonville, FL	6-13		
at Green Bay	3-10	1984 (1-3)	
Washington	21-37	at Seattle	3-7
Chicago	10-13	New England	23-13
at Denver	14-16	Detroit	12-17
Oakland	7-17	Chicago at Indianapolis, IN	7-38
1974 (4-3)		1985 (0-3-1)	
St. Louis at Canton, OH	13-21	at Detroit	(OT)10-10
Green Bay	13-16	at Miami	17-27
at Kansas City	35-21	Cleveland	28-31
at Washington	16-15	at Chicago	14-45
at Minnesota	13-32		
Detroit	28-7	1986 (1-3)	
NY Giants	(OT)23-17	at Cleveland	17-19
		at Houston	20-23
1975 (3-3)		at Kansas City	13-6
at Green Bay	6-23	Chicago at South Bend, IN	17-31
Cincinnati	27-38		
LA Rams	31-24	1987 (1-3)	
at Cleveland	34-20	at Atlanta	14-19
Atlanta at Tampa, FL	16-14	at LA Raiders	7-3
Kansas City	7-9	at Kansas City	14-34
		at Miami	20-34
1976 (2-4)			
at Detroit	17-20	1988 (1-3)	
at Cincinnati	10-31	at Houston	9-13
New Orleans	14-21	Cincinnati	13-24
Green Bay	37-0	at Seattle	13-30
at LA Rams	17-31	Tampa Bay at Nashville, TN	14-7
Cleveland	28-10		
		1989 (1-4)	
1977 (2-4)		Washington at Canton, OH	6-31
at Pittsburgh	24-28	at Cincinnati	20-24
Detroit	17-10	New Orleans	10-7
at New Orleans	17-20	Green Bay at Madison, WI	24-27
at NY Giants	(OT)21-24	Atlanta at Jacksonville, FL	17-36
Tampa Bay	17-6		
Minnesota	6-30	1990 (0-4)	
		NY Giants	6-20
1978 (0-4)		at Detroit	13-24
at Detroit	20-28	at New Orleans	23-28
Cleveland	10-20	Chicago at Columbia, SC	7-35
Denver	13-23		
at Minnesota	27-30	1991 (2-3)	
		Philadelphia at London, Eng.	17-13
1979 (0-4)		at NY Giants	17-23
Pittsburgh	7-15	Detroit	21-16
Detroit	13-34	Green Bay at Madison, WI	24-35
at Green Bay	6-7	at Chicago	13-30
at Oakland	21-48		
		1992 (2-2)	
1980 (1-3)		at Minnesota	3-24
Philadelphia	9-24	Detroit	30-24
at Detroit	17-24	at Kansas City	0-35
Green Bay	14-0	at Atlanta	27-21
at Houston	7-24		

SEASON SEAT SALES AND ATTENDANCE

Year	Season Ticket Sales	Total Home Att.	Total Road Att.	Yearly Home/Road Att.	Yearly Games Played	Yearly Avg. Att.
1960	5,265	111,860	106,921	218,781	14	15,627
1961	6,330	133,408	99,324	232,732	14	16,624
1962	6,947	195,436	148,279	343,735	14	24,552
1963	9,996	*240,763	132,310	*373,073	*15	*24,872
1964	20,000	*297,576	176,481	*474,057	*15	*31,604
1965	26,303	306,685	*239,707	*546,392	*15	*36,426
1966	23,248	*341,207	273,629	*614,836	*15	*40,989
1967	23,562	280,461	248,277	528,738	14	37,767
1968	21,276	251,796	244,633	496,429	14	35,459
1969	22,654	286,466	323,698	610,164	14	43,583
1970	22,558	277,966	371,115	649,081	14	46,363
1971	21,671	274,441	383,763	658,204	14	47,015
1972	24,700	313,667	437,896	751,563	14	53,683
1973	52,474	531,270	402,558	933,828	14	66,702
1974	54,182	547,237	*457,692	*1,004,929	*15	*66,995
1975	43,184	514,386	387,257	901,643	14	64,403
1976	33,308	390,095	370,658	760,753	14	54,340
1977	20,624	286,413	386,700	673,113	14	48,080
1978	18,084	377,482	364,231	741,713	16	46,357
1979	20,287	451,140	391,100	842,240	16	52,640
1980	21,413	585,649	*415,297	*1,000,946	*17	*58,879
1981	30,288	601,712	*534,235	*1,135,947	*18	*63,108
1982	30,139	302,457	219,307	521,764	9	57,974
1983	21,324	479,924	342,835	822,759	16	51,422
1984	19,179	359,499	409,650	769,149	16	48,072
1985	19,031	303,145	421,916	725,061	16	45,316
1986	28,225	531,813	349,221	881,034	16	55,065
1987	33,625	437,187	370,932	808,119	15	53,875
1988	40,117	*702,352	*544,946	*1,247,298	*18	*69,294
1989	47,865	619,714	*483,102	*1,102,816	*17	*64,872
1990	46,037	*778,960	*574,860	*1,353,820	*19	*71,254
1991	54,604	*859,473	502,409	*1,361,882	*19	*71,678
1992	57,132	*698,473	*719,715	*1,418,188	*20	*70,909
Totals	925,632	*14,466,456	*11,833,254	*26,299,710	*505	*52,079

* Includes playoff games

WARMEST GAMES

TEMPERATURE/ CONDITIONS	GAME	DATE	W-L	SCORE
*100/partly cloudy	@Dallas	8/14/82	W	14-10
97/clear	@San Diego	9/16/79	L	19-27
90/clear	Miami	9/4/83	L	0-12
90/partly cloudy	@ Tampa Bay	9/22/91	W	17-10
89/clear	@Miami	10/12/86	L	14-27
*88/partly cloudy	@Kansas City	9/12/74	W	35-21
88/clear	@Miami	9/17/78	L	24-31
88/clear	@Miami	9/10/89	W	27-24
88/partly cloudy	@Miami	9/16/90	L	7-30

*Preseason

COLDEST GAMES

TEMPERATURE/ CONDITIONS	GAME	DATE	W-L	SCORE
11/cloudy	LA Raiders	12/11/88	W	37-21
16/clear	@NY Jets	12/23/89	W	37-0
21/snow	Minnesota	12/20/75	L	13-35
21/snow	@Kansas City	12/3/78	L	10-14
22/clear	@NY Jets	12/11/77	W	14-10
22/snow	Pittsburgh	12/12/82	W	13-0
22/cloudy	@Pittsburgh	12/15/85	L	24-30
24/partly cloudy	Denver	12/2/79	L	16-19
25/cloudy	NY Giants	11/26/78	W	41-17

BILLS' GREATEST COMEBACKS

October 28, 1962, Bears Stadium

BUFFALO 45 Denver 38

Trailing 38-23 with 11:57 left to play, quarterback Warren Rabb threw touch-down bombs of 75 and 40 yards, scored a two-point conversion and boot-legged in from four yards for the winning score.

September 10, 1967, War Memorial Stadium

BUFFALO 20 New York Jets 17

Twenty unanswered Buffalo points in the fourth quarter ended in climatic fashion as kicker Mike Mercer, in his regular season debut for Buffalo, booted a 43-yard field goal with four seconds on the clock.

September 16, 1974, Rich Stadium

BUFFALO 21 Oakland 20

Both teams combined for three touchdowns in the final two minutes of this Monday night game, capped by Joe Ferguson's 13-yard pass to wide receiver Ahmad Rashad with 26 seconds left.

November 22, 1981, Rich Stadium

BUFFALO 20 New England 17

With only 35 seconds remaining, the Bills drove 73 yards in two plays and snatched victory when quarterback Joe Ferguson's 36-yard "Big Ben" pass deflected into the arms of running back Roland Hooks.

October 25, 1987, Joe Robbie Stadium

BUFFALO 34 Miami 31

The Bills fell behind 21-0 but battled back in the second half to set the stage for kicker Scott Norwood's 27-yard field goal in overtime.

September 10, 1989, Joe Robbie Stadium

BUFFALO 27 Miami 24

Down by four points with no time on the clock, quarterback Jim Kelly dove two yards into the end zone to finish off a miraculous two touchdown rally.

October 16, 1989, Rich Stadium

BUFFALO 23 LA Rams 20

Quarterback Frank Reich capped off his second TD drive of the fourth quarter when he found wide receiver Andre Reed for an eight yard completion with only 16 seconds remaining in this Monday night contest.

September 30, 1990, Rich Stadium

BUFFALO 29 Denver 28

The Buffalo Bills scored 21-points in a span of 1:17 seconds early in the fourth quarter en route to victory. The first of the three TDs came via LB Cornelius Bennett's 80-yard return after CB Nate Odomes' blocked David Treadwell's field goal attempt.

December 8, 1991, Los Angeles Coliseum

BUFFALO 30 LA Raiders 27 (OT)

The Bills trailed, 27-14, with under 11 minutes remaining, but scored 13 points to tie the game with a Kelly-to-Lofton 27-yard TD pass with a minute left. Norwood shook off 3 missed FGs and 1 PAT to nail the winning 42-yard FG in OT.

January 3, 1993, Rich Stadium

BUFFALO 41 Houston 38 (OT)

QB Frank Reich started for an injured Jim Kelly and brought Buffalo back from a 32-point 3rd quarter deficit in the AFC Wild Card Playoff to record the greatest comeback in NFL history. Four of the Bills' 5 TDs came on Reich passes (3 to WR Andre Reed) and K Steve Christie kicked the 32-yard winning FG in OT.

FORMER USFL PLAYERS

The following Buffalo Bills were former United States Football League players:

C Kent Hull
QB Jim Kelly

New Jersey Generals
Houston Gamblers

BILLS IN THE POSTSEASON (11-10)

DATE	OPPONENT	W-L	SCORE
+ Sat. Dec. 28, 1963	Boston Patriots	L	8-26
† Sat. Dec. 26, 1964	San Diego	W	20-7
† Sun. Dec. 26, 1965	at San Diego	W	23-0
† Sun. Jan. 1, 1967	Kansas City	L	7-31
+ Sun. Dec. 22, 1974	at Pittsburgh	L	14-32
+ Sun. Jan. 3, 1981	at San Diego	L	14-20
# Sun. Dec. 27, 1981	at New York Jets	W	31-27
+ Sun. Jan. 3, 1982	at Cincinnati	L	21-28
+ Sun. Jan. 1, 1989	Houston	W	17-10
++ Sun. Jan. 8, 1989	at Cincinnati	L	10-21
+ Sun. Jan. 6, 1990	at Cleveland	L	30-24
+ Sat. Jan. 12, 1991	Miami	W	44-34
++ Sun. Jan. 20, 1991	Los Angeles Raiders	W	51-3
* Sun. Jan. 27, 1991	New York Giants	L	19-20
+ Sun. Jan. 5, 1992	Kansas City Chiefs	W	37-14
++ Sun. Jan. 12, 1992	Denver Broncos	W	10-7
** Sun. Jan. 26, 1992	Washington Redskins	L	24-37
# Sun. Jan. 3, 1993	Houston Oilers	W (OT)	41-38
+ Sat. Jan. 9, 1993	at Pittsburgh Steelers	W	24-3
++ Sun. Jan. 17, 1993	at Miami Dolphins	W	29-10
*** Sun. Jan. 31, 1993	Dallas Cowboys	L	17-52

++ AFC Championship Game # Wild Card Game

+ AFL/AFC Divisional Game † AFL Championship Game

* Super Bowl XXV at Tampa Stadium (Tampa Bay, FL)

** Super Bowl XXVI at the Metrodome (Minneapolis, MN)

*** Super Bowl XXVII at the Rose Bowl (Pasadena, CA)

1963
AFL EASTERN DIVISION PLAYOFF
Boston Patriots 26, **BILLS 8**

December 28, 1963 – War Memorial Stadium – (33,044)

Babe Parilli passed for 292 yards and a pair of TDs and Gino Cappelletti kicked 4 FGs to lead the Boston Patriots over Buffalo 26-8. The Boston defense limited the Bills to just 7 yards rushing and intercepted 4 Bills' passes to ruin Buffalo's 1st postseason playoff appearance. Buffalo had just 38 yards total offense in the 1st half as the Patriots broke to a 16-0 lead. The Bills' only scoring threat was set up by a 62-yard KO return by Elbert Dubenion, but Buffalo couldn't move and a 39-yard FG attempt fell short. In the 2nd half, Buffalo scored 1st on a 93-yard pass play from Daryle Lamonica to Dubenion late in the 3rd quarter, but Boston answered with a 68-yard TD capped by a Parilli pass to Larry Garron that put the game out of reach.

BOSTON	10	6	0	10	26
BILLS	0	0	8	0	8

SCORING

Team	Period	Elapsed Time	Scoring Play	Score
Boston	1st	7:35	FG Cappelletti from 28 yard	3-0
Boston	1st	10:04	TD Garron 59 yard Parilli pass (Cappelletti PAT)	10-0
Boston	2nd	:41	FG Cappelletti from 12 yard	13-0
Boston	2nd	8:22	FG Cappelletti from 33 yard	16-0
Buffalo	3rd	13:29	TD Dubenion 93 yard Lamonica pass (Tracey)	16-8
Boston	4th	5:06	TD Garron 17 yard Parilli pass (Cappelletti PAT)	23-8
Boston	4th	7:06	FG Cappelletti from 36 yard	26-8

TEAM STATISTICS

	PATRIOTS	BILLS
First Downs	16	13
Rushes/Yards	36-83	12-7
Net Passing Yards	292	279
Total Net Yards	375	286
Passing (A-C-I)	35-14-1	45-19-4
Punts/Average	7-32.3	8-35.1
Fumbles/Lost	0-0	3-2
Penalties	7-65	9-100
Weather: Fair-cold		

INDIVIDUAL STATISTICS

Rushing	Patriots: Garron 19-44; Neumann 1-16; Burton 8-12; Crump 5-9; Lott 2-2; Parilli 1-0. BILLS: Gilchrist 8-7; Bass 2-4; Kemp 2-(-4).
Passing	Patriots: Parilli 35-14-300-2 TDs-1 INT. BILLS: Kemp 21-10-133-1 INT.; Lamonica 24-9-168-1 TD-3 INT.
Receiving	Patriots: Garron 4-120, 2 TDs; Cappelletti 4-109; Burton 3-22; Graham 1-22; Lott 1-18; Colclough 1-9. BILLS: Dubenion 3-115, 1 TD; Ferguson 4-47; Bass 4-45; Rutkowski 3-45; Warlick 3-33; Gilchrist 1-11; Miller 1-5.

1963 AFL EASTERN DIVISIONAL PLAYOFF, continued

BILLS STARTING LINEUPS

Offense: QB - Jack Kemp; HB - Elbert Dubenion, Glenn Bass; FB - Cookie Gilchrist; E - Ernie Warlick, Bill Miller; T - Stew Barber, Ken Rice; G - Tom Day, Billy Shaw; C - Al Bemiller; K - Mack Yoho, Cookie Gilchrist

Defense: DE - Ron McDole, Side Youngelman; DT - Tom Sestak, Jim Dunaway; LB - John Tracey, Harry Jacobs, Mike Stratton; CB - Wills West, Booker Edgerson; S - George Saimes, Ray Abruzzese; P - Daryle Lamonica

GAME NOTES

- QB Daryle Lamonica's 93-yard TD pass to Elbert Dubenion would mark the longest TD pass in postseason play for the Bills.
- Buffalo's 7 yards rushing vs. Boston still ranks as the lowest single game tally in club playoff history.

1964

AFL CHAMPIONSHIP

BILLS 20, San Diego Chargers 7

December 26, 1964 - War Memorial Stadium - (40,242)

Buffalo made its first appearance in an AFL Championship Game a successful one with a 20-7 victory over San Diego. The Chargers scored first and made it look easy, driving 80 yards in just 4 plays, but the momentum quickly changed hands. On the Chargers' 2nd possession, the Bills' Mike Stratton crashed into San Diego RB Keith Lincoln, putting the Chargers starter out of the game, and a sense of excitement rippled through the Buffalo stands. The rest of the game belonged to the Bills. Cookie Gilchrist's 122 rushing yards complimented the varied Bills' passing attack as Buffalo scored 20 unanswered points. A pair of Pete Gogolak FGs and a 4-yard run by Wray Carlton gave Buffalo a 13-7 halftime lead and Jack Kemp's 47-yard pass to Glenn Bass set up a Kemp sneak for a TD in the 3rd quarter that finished the scoring.

CHARGERS	7	0	0	0	7
BILLS	3	10	0	7	20

SCORING

Team	Period	Elapsed Time	Scoring Play	Score
S.D.	1st	3:11	TD Kocourek 26 yard Rote pass (Lincoln PAT)	7-0
Buffalo	1st	10:40	FG Gogolak from 12 yards	7-3
Buffalo	2nd	7:49	TD Carlton 4 yard run (Gogolak PAT)	7-10
Buffalo	2nd	12:32	FG Gogolak from 17 yards	7-13
Buffalo	4th	5:48	TD Kemp 1 yard run (Gogolak PAT)	7-20

TEAM STATISTICS

	BILLS	CHARGERS
First Downs	21	15
Rushes/Yards	41-219	18-124
Net Passing Yards	168	135
Total Net Yards	387	259
Passing (A-C-I)	20-10-3	36-13-0
Punts/Average	5-46.8	5-36.4
Fumbles/Lost	0-0	1-0
Penalties	3-45	3-20
Weather: Fair-Cold		

INDIVIDUAL STATISTICS

Rushing	Chargers: Lincoln 3-47; Lowe 7-34; MacKinnon 1-17; Kinderman 4-14; Hadl 1-13; Rote 1-6; Norton 1-(-7). BILLS: Gilchrist 16-122; Carlton 18-70, 1 TD; Kemp 5-16, 1 TD; Dubenion 1-9; Lamonica 1-2.
Passing	Chargers: Rote 26-10-118-1 TD-2 INT.; Hadl 10-3-31-0 TD-1 INT. BILLS: Kemp 20-10-188-0 TD-0 INT.
Receiving	Chargers: Kinderman 4-52; Kocourek 2-52, 1 TD; Norton 1-13; MacKinnon 3-12; Lincoln 1-11; Lowe 2-9. BILLS: Bass 2-70; Dubenion 3-56; Warlick 2-41; Gilchrist 2-22; Ross 1-(-1).

BILLS STARTING LINEUPS

OFFENSE: QB - Jack Kemp; HB - Wray Carlton, Elbert Dubenion; FB - Cookie Gilchrist; E - Glenn Bass, Ernie Warlick; T - Stew Barber, Dick Hudson; G - Billy Shaw, Al Bemiller; C - Walt Cudzik; K - Pete Gogolak

DEFENSE: DE - Ron McDole, Tom Day; DT - Tom Sestak, Jim Dunaway; LB - John Tracey, Harry Jacobs, Mike Stratton; CB - Butch Byrd, Charley Warner; S - George Saimes, Gene Sykes; P - Paul Maguire

GAME NOTES

- Bills' LB Mike Stratton had a standout performance recording an INT and "The Hit Heard Around the World." With 8:19 left in the first quarter, Stratton nailed San Diego RB Keith Lincoln with a hit which put Lincoln out of the game. "The Hit," which broke one of Lincoln's ribs, was considered the turning point in the game.
- Two ex-Chargers came back to haunt their former team. QB Jack Kemp, picked up off waivers from San Diego for \$100 dollars, fueled the Bills offense past the Chargers. The other Charger cast off, P Paul Maguire, launched a 64-yard punt and killed the Chargers last attempt for a comeback. Maguire's punt was the longest in Bills playoff history.

1965

AFL CHAMPIONSHIP

BILLS 23, San Diego Chargers 0
 December 26, 1965 – Balboa Stadium – (30,361)

For the second straight year, the Bills defeated the Chargers to win the AFL Championship. In 8 quarters of championship play, the Chargers managed just 7 points against Buffalo. After an uneventful 1st quarter, Jack Kemp, voted the game's MVP, hit Ernie Warlick with an 18-yard TD pass to open the scoring and 3 minutes later the Bills' Butch Byrd returned a punt 74 yards for a score to put Buffalo on top 14-0. The rest of the game belonged to the Bill's defense as they continually thwarted San Diego's explosive offense. Three Pete Gogolak FGs in the 2nd half added icing to the Bills' championship cake.

CHARGERS	0	0	0	0	0
BILLS	0	14	6	3	23

SCORING

Team	Period	Elapsed Time	Scoring Play	Score
Buffalo	2nd	4:59	TD Warlick 18 yard Kemp pass (Gogolak PAT)	7-0
Buffalo	2nd	2:29	TD Byrd 74 yard punt return (Gogolak PAT)	14-0
Buffalo	3rd	9:21	FG Gogolak from 11 yards	17-0
Buffalo	3rd	:45	FG Gogolak from 39 yards	20-0
Buffalo	4th	11:45	FG Gogolak from 32 yards	23-0

TEAM STATISTICS

	BILLS	CHARGERS
First Downs	14	12
Rushes/Yards	36-108	27-104
Net Passing Yards	152	119
Total Net Yards	260	223
Passing (A-C-I)	20-9-1	25-12-2
Punts/Average	4-46.3	7-40.7
Fumbles/Lost	0-0	0-0
Penalties	2-21	3-41
Weather: 59 Degrees		

INDIVIDUAL STATISTICS

Rushing	Chargers: Lowe 12-57; Hadl 8-24; Lincoln 4-16; Foster 2-9; Breaux 1-(-2) BILLS: Carlton 16-63; Joe 16-35; Stone 3-5; Smith 1-5.
Passing	Chargers: Hadl 23-11-140-0 TD-2 INT.; Breaux 2-1-24-0 TD-0 INT. BILLS: Kemp 19-8-155-1 TD-1 INT.; 1-1-12-0 TD-1 INT.
Receiving	Chargers: Alworth 4-82; Norton 1-35; Farr 1-24; MacKinnon 1-10; Lincoln 1-7; Lowe 3-3; Kocourek 1-3. BILLS: Robertson 3-88; Warlick 3-35, 1 TD; Costa 2-32; Tracy 1-12.

BILLS STARTING LINEUPS

Offense: QB - Jack Kemp; HB - Bo Roberson, Billy Joe; FB - Wray Carlton; E - Ed Rutkowski, Paul Costa; T - Stew Barber, Dick Hudson; G - Billy Shaw, Joe O'Donnell; C - Al Bemiller; K - Pete Gogolak

Defense: DE - Ron McDole, Tom Day; DT - Ton Sestak, Jim Dunaway; LB - John Tracey, Harry Jacobs, Mike Stratton; CB - Booker Edgerson, Butch Byrd; S - George Saimes, Hagood Clarke; P - Paul Maguire

GAME NOTES

- Buffalo's shutout of the Chargers marked the first time a team has held an opponent scoreless in an AFL Championship game.
- CB Butch Byrd's 74-yard TD return of Charger P John Hadl's second quarter punt set an AFL Championship Game record and marked the longest postseason punt return in Bills' history.
- Buffalo became the first AFL team to win back-to-back championships on their first two appearances.

1966

AFL CHAMPIONSHIP

Kansas City Chiefs 31, BILLS 7
 January 1, 1967 – War Memorial Stadium – (42,080)

Led by the impeccable quarterbacking of Len Dawson, the Kansas City Chiefs earned the right to play the Green Bay Packers in Super Bowl I by defeating Buffalo, 31-7. The Chiefs' defense forced 4 Buffalo turnovers and limited the Bills to 9 first downs and 40 yards rushing. The Chiefs grabbed an early 7-0 lead, after Buffalo fumbled the opening KO. The Bills countered with a 69-yard bomb from Jack Kemp to Elbert Duenben to tie the game. Dawson hit Otis Taylor with a 29-yard TD pass in the 2nd quarter to put the Chiefs on top, but Kemp moved Buffalo into scoring position near the end of the half. A Johnny Robinson INT and long return set up Mike Mercer's 32-yard FG with 3 seconds left in the half and Kansas City had the momentum. Buffalo never penetrated the Chief's 40-yard line in the 2nd half while Kansas City added a pair of scores by Mike Garrett to turn the game into a rout.

CHIEFS	7	10	0	14	31
BILLS	7	0	0	0	7

PLAYOFF GAME SUMMARIES



1966 AFL CHAMPIONSHIP continued

SCORING

Team	Period	Elapsed Time	Scoring Play	Score
Kan.	1st	1:43	TD Arbanas 29 yard Dawson pass (Mercer PAT)	0-7
Buff.	1st	6:22	TD Dubenion 69 yard Kemp pass (Lusteg PAT)	7-7
Kan.	2nd	4:31	TD Taylor 29 yard Dawson pass (Mercer PAT)	7-14
Kan.	2nd	14:57	FG Mercer from 32 yards	7-17
Kan.	4th	6:16	TD Garrett 1 yard run (Mercer PAT)	7-24
Kan.	4th	7:47	TD Garrett 18 yard run (Mercer PAT)	7-31

TEAM STATISTICS

	CHIEFS	BILLS
First Downs	14	9
Rushes/Yards	33-113	13-40
Net Passing Yards	164	215
Total Net Yards	277	255
Passing (A-C-I)	24-16-0	27-12-2
Punts/Average	6-42.3	8-39.3
Fumbles/Lost	1-0	3-2
Penalties	4-40	3-23
Weather: 32 Degrees		

INDIVIDUAL STATISTICS

Rushing	Chiefs: Garrett 13-39, 2 TDs; McClinton 11-38; Dawson 5-28; Coan 2-6; Thomas 2-2. BILLS: Gillon 9-31; Burnett 3-6; Kemp 1-3.
Passing	Chiefs: Dawson 24-16-27-2 TDs-0 INT. BILLS: Kemp 27-12-253-1 TD-2 INT.
Receiving	Chiefs: Taylor 5-78, 1 TD; Burford 4-76; Arbanas 2-44, 1 TD; Garrett 4-16; McClinton 1-13. BILLS: Burnett 6-127; Dubenion 2-79, 1 TD; Bass 2-26; Crockett 1-16; Carlton 1-5.

BILLS STARTING LINEUPS

Offense: QB - Jack Kemp; HB - Bobby Burnett; FB - Wray Carlton; WR - Elbert Dubenion, Bobby Crockett; TE - Paul Costa; T - Stew Barber, Dick Hudson; G - Billy Shaw, Joe O'Donnell; C - Al Bemiller K - Booth Lusteg
Defense: DE - Ron McDole, Tom Day; DT - Ton Sestak, Jim Dunaway; LB - John Tracey, Harry Jacobs; ; Mike Stratton; CB - Butch Byrd, Tom Janik; S - George Saimes, Hagood Clarke; P - Paul Maguire

GAME NOTES

- The attendance of 42,080 set a record for the largest crowd to watch an AFL title game.

1974

AFC DIVISIONAL PLAYOFF

Pittsburgh Steelers 32, **BILLS 14**

December 22, 1974 - Three Rivers Stadium - (48,321)

A 4-TD explosion in the 2nd quarter propelled Pittsburgh to a 32-14 win over the Bills, spoiling Buffalo's 1st postseason appearance in 8 years. The Bills moved out to an early 7-3 lead on a 22-yard TD pass from Joe Ferguson to Paul Seymour. But Terry Bradshaw ran the Steeler offense to perfection in the 2nd quarter, completing 7 of 8 passes for 143 yards and repeatedly hurting Buffalo with scrambling gains. Rocky Bleier began the Pittsburgh scoring avalanche with a 27-yard TD reception and Franco Harris scored 3 times from inside the 5-yard line as the Steelers moved out to an insurmountable 29-7 lead. In the 2nd half, Buffalo's comeback hopes were stymied by the tough Pittsburgh defense and a stubborn ball control offense that kept the ball away from the Bills.

BILLS	7	0	7	0	14
STEELERS	3	26	0	3	32

SCORING

Team	Period	Elapsed Time	Scoring Play	Score
Pitt.	1st	6:09	FG Gerela from 21 yards	0-3
Buffalo	1st	13:34	TD Seymour 22 yard Ferguson pass (Leypoldt PAT)	7-3
Pitt.	2nd	3:09	TD Bleier 27 yard Bradshaw pass (Kick blocked)	7-9
Pitt.	2nd	9:52	TD Harris 1 yard run (Gerela PAT)	7-16
Pitt.	2nd	11:51	TD Harris 4 yard run (Gerela PAT)	7-22
Pitt.	2nd	14:44	TD Harris 1 yard run (Gerela PAT)	7-29
Buffalo	3rd	9:25	TD Simpson 3 yard Ferguson pass (Leypoldt PAT)	14-29
Pitt.	4th	2:39	FG Gerela from 22 yards	14-32

TEAM STATISTICS

	BILLS	STEELERS
First Downs	15	29
Rushes/Yards	21-100	51-235
Net Passing Yards	164	203
Total Net Yards	264	438
Passing (A-C-I)	26-11-0	21-12-0
Punts/Average	5-39.4	3-38.7
Fumbles/Lost	2-1	2-0
Penalties	3-15	2-10
Weather: 32 Degress, Cold, Sunny		

1974 AFC DIVISIONAL PLAYOFF continued

INDIVIDUAL STATISTICS

Rushing Steelers: Harris 24-74, 3 TDs; Bradshaw 5-48; Bleier 14-45; Davis 5-32; Swann 2-24; Gilliam 1-12.
BILLS: Simpson 15-49; Braxton 5-48; Ferguson 1-3.

Passing Steelers: Bradshaw 19-12-203-1 TD-0 INT.; Gilliam 2-0-0-0 TD-0 INT.
BILLS: Ferguson 26-11-164-2 TD-0 INT.

Receiving Steelers: Swann 3-60; Bleier 3-54, 1 TD; Brown 1-29; McMakin 1-22; Lewis 2-18; Shanklin 1-15; Harris 1-5.
BILLS: Hill 4-59; Simpson 3-37, 1 TD; Rashad 1-25; Seymour 2-35, 1 TD; Braxton 1-8.

BILLS STARTING LINEUPS

Offense: QB - Joe Ferguson; RB - O.J. Simpson; FB - Jim Braxton; WR - J.D. Hill, Ahmad Rashad; TE - Paul Seymour; LG - Dave Foley; LT - Reggie McKenzie; C - Mike Montler; RG - Joe DeLamielleure; RT - Donnie Green

Defense: LE - Walt Patulski; NT - Mike Kadish; RE - Earl Edwards; LLB - Dave Washington; ILB - Jim Cheyanski, Doug Allen; RLB - Bo Cornell; LCB - Robert James; RCB - Dwight Harrison; LS - Neal Craig; RS - Rex Kern

GAME NOTES

- The Buffalo Bills' offensive line did not allow a single sack of QB Joe Ferguson. Pittsburgh's "Steel Curtain" defense lead the league with 52 sacks during the 1974 regular season.

1980

AFC DIVISIONAL PLAYOFF

San Diego Chargers 20, BILLS 14
 January 3, 1981 - San Diego Stadium - (48,321)

In dramatic fashion, San Diego rallied from a 14-3 deficit as QB Dan Fouts connected with WR Ron Smith on a 50-yard scoring pass with just 2:08 remaining in the game. The reception was only the 5th of the season for Smith. Playing courageously on a badly sprained left ankle, QB Joe Ferguson tried to direct a last ditch bid by the Bills. His efforts were thwarted, however, when a pass was picked off by a San Diego defender after Buffalo had reached midfield. Meeting for the 2nd time at San Diego within a 3-month span, the teams battled on even terms until the Chargers got a late 1st quarter FG. Then the Bills took command with two 2nd period scores. The 1st came on a 1-yard burst up the middle by Roosevelt Leaks. With only 16 seconds remaining in the half, Ferguson connected with WR Frank Lewis on a 9-yard scoring play, upping the Bills' margin to 14-3. San Diego countered with a 3rd quarter TD and 4th period FG before the late heroics by Fouts and Smith.

BILLS	0	14	0	0	14
CHARGERS	3	0	7	10	20

SCORING

Team	Period	Elapsed Time	Scoring Play	Score
S.D.	1st	11:16	FG Benirschke from 22 yards	3-0
Buffalo	2nd	:44	TD Leaks 1 yard run	3-7
Buffalo	2nd	14:44	TD Lewis 9 yard Ferguson pass (Mike-Mayer PAT)	3-14
S.D.	3rd	1:34	TD Joiner 9 yard Fouts pass (Benirschke PAT)	10-14
S.D.	4th	:51	FG Benirschke from 22 yards	13-14
S.D.	4th	12:52	TD Smith 50 yard Fouts pass (Benirschke PAT)	20-14

TEAM STATISTICS

	BILLS	CHARGERS
First Downs	17	21
Rushes/Yards	33-97	25-96
Net Passing Yards	147	301
Total Net Yards	244	397
Passing (A-C-I)	30-15-3	37-22-1
Sacked by Opponent	3-33	2-13
Punts/Average	6-44.5	4-27.8
Fumbles/Lost	0-0	3-2
Penalties	5-40	6-66
Time of Possession	33:14	26:46
Weather: 65 Degrees, Mostly cloudy		

INDIVIDUAL STATISTICS

Rushing Chargers: Muncie 18-80; Thomas 5-22; Fouts 2-(-6).
BILLS: Cribbs 18-53; Manucci 2-21; Brown 9-17; Leaks 4-6, 1 TD.

Passing Chargers: Fouts 37-22-314-2 TD-1 INT.
BILLS: Ferguson 29-15-180-1 TD-3 INT., Manucci 1-0-0-0 TD-0 INT.

Receiving Chargers: Jefferson 7-102; Joiner 4-83, 1 TD; Muncie 6-53; Smith 1-50, 1 TD; McCrary 2-19; Winslow 1-5; Thomas 1-2.
BILLS: Brammer 4-62; Lewis 3-45, 1 TD; Cribbs 4-36; Butler 2-19; Leaks 1-17; Hooks 1-17.

BILLS STARTING LINEUPS

Offense: QB - Joe Ferguson; RB - Joe Cribbs; FB - Curtis Brown; WR - Jerry Butler, Frank Lewis; TE - Mark Brammer; LT - Ken Jones; LG - Reggie McKenzie; C - Will Grant; RG - Conrad Dobler; RT - Joe Devlin

Defense: LE - Ben Williams; NT - Fred Smerlas; RE - Sherman White; LLB - Lucius Sanford; ILB - Jim Haslett, Shane Nelson; RLB - Istiah Robertson; LCB - Mario Clark; RCB - Charles Romes; SS - Steve Freeman; FS - Bill Simpson

1980 AFC DIVISIONAL PLAYOFF continued

GAME NOTES

- The San Diego defense, which led the league during the 1980 regular season in sacks (60), dumped Bills' QB Joe Ferguson three times in the contest. Buffalo's offensive line permitted fewer sacks than any team during the 1980 season (20).

1981

AFC WILD CARD PLAYOFF

BILLS 31, New York Jets 27
December 27, 1981 - Shea Stadium - (57,050)

In a Wild Card game that lived up to its name, the Buffalo Bills stormed to a 24-0 lead but needed a last-second INT by Bill Simpson to preserve their 1st postseason victory since 1965. Charles Romes got the visitors off and winning by picking up Bruce Harper's fumble on the opening KO and returned it 26 yards for a TD. The play took 16 seconds and was the 2nd fastest score in NFL playoff history. TD passes of 50 and 26 yards to Frank Lewis, were sandwiched around a 29-yard Nick Mick-Mayer FG to put the Bills, up by 24-0. The Jets hung up 10 points before halftime and trailed 24-13 after Pat Leahy's 19-yard FG in the 3rd quarter. Joe Cribbs, staked the Bills to a 31-13 lead with his 45-yard scoring run 5 minutes deep into the final period. The Jets, however, refused to die. Richard Todd moved them 80 yards in 8 plays, hitting Bobby Jones with a 30-yard TD toss. After Buffalo failed to move on their next possession, Todd got the Jets within four with the aid of an interference call against Mario Clark that wiped out an apparent INT, in a 58-yard march that ended on a 1-yard plunge by Kevin Long. Buffalo could not generate a 1st down and turned the ball back to New York at the Jets' 20 with 2:36 remaining. Todd passed the Jets downfield, reaching the Buffalo 11 with just 10 seconds to play. Simpson stepped in front of his 2nd-and-10 try for Derrick Gaffney in the end zone to intercept at the Buffalo one to seal the Jets' doom.

BILLS	17	7	0	7	31
JETS	0	10	3	14	27

SCORING

Team	Period	Elapsed Time	Scoring Play	Score
Buffalo	1st	:16	TD Romes 26 yard fumble recovery (Mike-Mayer PAT)	3-0
Buffalo	1st	7:03	TD Lewis 50 yard Ferguson pass (Mike-Mayer PAT)	14-0
Buffalo	1st	10:24	FG Mike-Mayer from 29 yards	17-0
Buffalo	2nd	9:58	TD Lewis 26 yard Ferguson pass (Mike-Mayer PAT)	24-0
Jets	2nd	12:13	TD Shuler 30 yard Todd pass (Leahy PAT)	24-7
Jets	2nd	14:17	FG Leahy from 26 yards	24-10
Jets	3rd	9:38	FG Leahy from 19 yards	24-13
Buffalo	4th	4:44	TD Cribbs 45 yard run (Mike-Mayer PAT)	31-13
Jets	4th	7:46	TD Jones 30 yard Todd pass (Leahy PAT)	31-20
Jets	4th	11:16	TD Long 1 yard run (Leahy PAT)	31-27

TEAM STATISTICS

	BILLS	JETS
First Downs	15	24
Rushes/Yards	23-91	22-71
Net Passing Yards	230	348
Total Net Yards	321	419
Passing (A-C-I)	34-17-4	51-28-4
Sacked by Opponent	2-38	5-29
Punts/Average	4-43.8	4-33
Fumbles/Lost	1-0	3-1
Penalties	8-60	6-55
Time of Possession	29:56	30:04
Weather: 35 Degrees, Cold, Rainy		

INDIVIDUAL STATISTICS

Rushing	Jets: McNeil 12-32; Long 8-28, 1 TD; Todd 2-11. BILLS: Cribbs 15-83, 1 TD; Leaks 6-12; Ferguson 2-(-4).
Passing	Jets: Todd 51-28-377-2 TD-4 INT. BILLS: Ferguson 34-17-268-2 TD-4 INT.
Receiving	Jets: Shuler 6-116, 1 TD; Jones 4-64, 1 TD; Gaffney 4-64; Dierking 7-52; Barkum 2-41; Walker 3-24; Newton 1-12; Harper 1-4. BILLS: Lewis 7-158, 2 TDs; Cribbs 4-64; Leaks 3-23; Brammer 2-17; Butler 1-6.

BILLS STARTING LINEUPS

Offense: QB - Joe Ferguson; RB - Joe Cribbs; FB - Roosevelt Leaks; WR - Jerry Butler, Frank Lewis; TE - Mark Brammer; LT - Ken Jones; LG - Tom Lynch; C - Will Grant; RG - Jon Borchardt; RT - Joe Devlin

Defense: LE - Ben Williams; NT - Fred Smerlas; RE - Sherman White; LLB - Lucius Sanford; ILB - Jim Haslett, Phil Villapiano; RLB - Isiah Robertson; LCB - Mario Clark; RCB - Charles Romes; SS - Steve Freeman; FS - Bill Simpson.

GAME NOTES

- S Bill Simpson's two INT's tied him with Charlie Waters of the Cowboys for the career lead in postseason pass thefts.
- WR Frank Lewis recorded seven receptions for a Bills' playoff high 158 yards. Lewis became the first player in Bills' history to catch two passes TDs in a playoff game.

1981

AFC DIVISIONAL PLAYOFF

Cincinnati Bengals 28, **BILLS 21**

January 3, 1982 – Riverfront Stadium – (55,420)

Cincinnati jumped out to a 14-0 1st quarter lead, after cashing in on a long punt return and an INT, and defeated Buffalo 28-21, to secure the 1st postseason victory in the history of the Bengals' franchise. The Bengals' Mike Fuller returned a Greg Cater punt 27 yards to start Cincinnati's 1st possession at the Buffalo 42. Charles Alexander capped a 7-play drive with his 4-yard scoring run. After Ken Riley intercepted a Joe Ferguson pass, the Bengals marched 48 yards in 8 plays and took a 14-0 advantage on Pete Johnson's 1-yard run. Buffalo breathed new life before halftime, as Ferguson hit Jerry Butler with a 54-yard pass to draw within 14-7 on Joe Cribbs' 1-yard run. Early in the 3rd quarter, the Bills evened the issue on a 44-yard scoring run by Cribbs, a play that would later prove costly as the Buffalo rushing leader injured a knee and played only one more down before retiring for the afternoon. The teams traded TDs, Cincinnati scoring on a 20-yard run by Alexander and Buffalo on a 21-yard pass from Ferguson to Butler, to make it 21-21 after 1 play of the 4th quarter. Bengal QB Ken Anderson put Cincinnati back in the driver's seat, 28-21, on a 16-yard scoring pass to Cris Collinsworth. Buffalo's last chance reached the Bengal 20 late in the final stanza but a controversial delay-of-game penalty wiped out an apparent 3rd down conversion pass to Lou Piccone and Ferguson overthrew Roland Hooks in the end zone on 4th down.

BILLS	0	7	7	7	21
BENGALS	14	0	7	7	28

SCORING

Team	Period	Elapsed Time	Scoring Play	Score
Cinn.	1st	6:04	TD Alexander 4 yard run (Breech PAT)	7-0
Cinn.	1st	12:20	TD Johnson 1 yard run (Breech PAT)	14-0
Buffalo	2nd	14:40	TD Cribbs 1 yard run (Mike-Mayer PAT)	14-7
Buffalo	3rd	4:37	TD Cribbs 44 yard run (Mike-Mayer PAT)	14-14
Cinn.	3rd	8:04	TD Alexander 20 yard run (Breech PAT)	21-14
Buffalo	4th	:08	TD Butler 21 yard Ferguson pass (Mike-Mayer PAT)	21-21
Cinn.	4th	4:21	TD Collinsworth 16 yard Anderson pass (Breech PAT)	28-21

TEAM STATISTICS

	BILLS	BENGALS
First Downs	21	22
Rushes/Yards	28-134	33-136
Net Passing Yards	202	169
Total Net Yards	336	305
Passing (A-C-I)	31-15-2	21-14-0
Sacked by Opponent	0-0	4-23
Punts/Average	3-42.0	4-44.5
Fumbles/Lost	0-0	0-0
Penalties	6-56	5-44
Time of Possession	28:19	31:41
Weather: 48 Degrees, Cool, Rain		

INDIVIDUAL STATISTICS

Rushing	Bengals: Alexander 13-71, 2 TDs; Johnson 17-45, 1 TD; Anderson 2-15; Griffin 1-4. BILLS: Cribbs 15-90, 2 TDs; Hooks 9-30; Leaks 3-12; Brown 1-2.
Passing	Bengals: Anderson 21-14-192-1 TD-0 INT. BILLS: Ferguson 31-15-202-1 TD-2 INT.
Receiving	Bengals: Ross 6-71; Dreider 1-42; Collinsworth 2-24; Johnson 3-23; Curtis 1-22; Alexander 1-10. BILLS: Butler 4-98, 1 TD; Lewis 3-38; Brammer 3-23; Leaks 2-16; Hooks 2-15; Jessie 1-12.

BILLS STARTING LINEUPS

Offense: QB - Joe Ferguson; RB - Joe Cribbs; FB - Roosevelt Leaks; WR - Jerry Butler, Frank Lewis; TE - Mark Brammer; LT - Ken Jones; LG - Tom Lynch; C - Will Grant; RG - Conrad Dobler; RT - Joe Devlin
Defense: LE - Ben Williams; NT - Fred Smerlas; RE - Sherman White; LLB - Lucius Sanford; ILB - Jim Haslett, Phil Villapiano; RLB - Isiah Robertson; LCB - Mario Clark; RCB - Charles Romes; SS - Steve Freeman; FS - Bill Simpson

GAME NOTES

- RB Joe Cribbs became the first Bills' player to rush for two TDs in a playoff game.
- Playoff game with the Bengals marked the first time Buffalo played in two postseason contests in the same season.

1988

AFC DIVISIONAL PLAYOFF

BILLS 17, Houston Oilers 10

January 1, 1989 – Rich Stadium – (79,532)

Spurred on by 79,532 noisy fans, the Bills blocked a Houston punt and field goal, and forced a fumble on another punt late in the series, to advance to the AFC Championship game. Following Leonard Smith's block of a Greg Montgomery punt, the Bills scored on Robb

PLAYOFF GAME SUMMARIES



1988 AFC DIVISIONAL, continued

Riddick's one-yard TD run. The Oilers answered with a 35-yard Tony Zendejas FG, following an 11-play, 71-yard drive to make the score 7-3 at the intermission. The Bills' defense stymied Houston in the 3rd quarter as Oilers' QB Warren Moon was unable to complete a pass in the period. Thurman Thomas, who earlier had a career-best 40-yard run, scored from 11 yards out following a 59-yard drive to give the Bills a 14-3 lead after 3 quarters. Scott Norwood nailed a 27-yard FG after Mark Kelso picked off a Moon pass and returned it 28 yards to put the Bills at the Houston 18. Mike Rozier capped an 80-yard Houston drive with a 1-yard scoring plunge with 5:12 remaining in the game. The Oilers forced Buffalo to punt with just under two minutes remaining, but Steve Tasker stripped the ball away from Curtis Duncan and Ray Bentley recovered at the Houston 18 allowing Buffalo to run out the clock and win the game.

OILERS	0	3	0	7	-10
BILLS	0	7	7	3	-17

SCORING

Team	Period	Elapsed Time	Scoring Play	Score
Buffalo	2nd	4:25	TD Riddick 1 yard run (Norwood PAT)	7-0
Houston	2nd	10:28	FG Zendejas from 35 yards	7-3
Buffalo	3rd	12:02	TD Thomas 11 yard run (Norwood PAT)	14-3
Buffalo	4th	3:25	FG Norwood from 27 yards	17-3
Houston	4th	9:48	TD Rozier 1 yard run (Zendejas PAT)	17-10

TEAM STATISTICS

	OILERS	BILLS
First Downs	20	18
Rushes/Yards	26-125	29-135
Net Passing Yards	226	237
Total Net Yards	351	372
Passing (A-C-1)	33-17-1	33-19-1
Sacked by Opponent	2-14	1-7
Punts/Average	6-37.2	4-39.3
Fumbles/Lost	5-2	1-0
Penalties	8-60	8-57
Time of Possession	31:07	28:53
Weather: Sunny, 35 degrees		

INDIVIDUAL STATISTICS

Rushing	Oilers: Highsmith 5-57; Rozier 13-44, 1 TD; Moon 5-11; Pinkett 3-13. BILLS: Thomas 7-75, 1 TD; Mueller 7-24; Kelly 3-18; Riddick 9-12; Harmon 1-7; Byrum 1-0; Reed 1-(-1).
Passing	Oilers: Moon 33-17-240-0 TD-1 INT. BILLS: Kelly 33-19-244-0 TD-1 INT.
Receiving	Oilers: Jeffires 5-78; Hill 4-62; Harris 2-44; Pinkett 2-21; Highsmith 2-3; Givins 1-23; Duncan 1-9. BILLS: Reed 6-91; Harmon 5-58; Burkett 3-55; T. Johnson 3-31; Metzelaars 1-7; Mueller 1-2.

BILLS STARTING LINEUPS

Offense: QB - Jim Kelly; RB - Thurman Thomas; FB - Jamie Mueller; WR - Andre Reed, Trumaine Johnson; TE - Pete Metzelaars; LT - Will Wolford; LG - Jim Ritcher; C - Kent Hull; RG - Dale Hellestrae; RT - Joe Devlin
Defense: LE - Art Still; NT - Fred Smerlas; RE - Bruce Smith; LLB - Cornelius Bennett; ILB - Scott Radevic, Ray Bentley; RLB - Darryl Talley; LCB - Derrick Burroughs; RCB - Nate Odomes; SS - Leonard Smith; FS - Mark Kelso

GAME NOTES

- The Bills hosted the Houston Oilers for the first playoff game ever played at Rich Stadium.
- Bills' ILB Scott Radevic got the start because of a foot injury to LB Shane Conlan.

1988

AFC CHAMPIONSHIP

Cincinnati Bengals 21, **BILLS 10**

January 8, 1989 - Riverfront Stadium - (59,747)

The Bills' season ended in Riverfront Stadium as Cincinnati dominated the Bills, 21-10, before a boisterous crowd. The Bills offense sputtered throughout the game, spent most of the second half pinned against its own goal line and failed to convert on any 3rd down opportunities in the game. Cincinnati scored first on a 1-yard TD run by Ickey Woods, following an Eric Thomas INT of a Jim Kelly pass. Buffalo answered quickly, as Kelly connected on all 4 of his passes in the following drive, finishing with a 9-yard scoring strike to Andre Reed and tying the game at 7-7. The Bills forced Cincinnati to punt and drove to the Bengals' 26-yard line, but Scott Norwood's 43-yard FG attempt sailed wide left. The Bengals took advantage of the break and scored on a Boomer Esiason 10-yard TD pass to James Brooks. The Bills pulled to within 4 at the half as Norwood connected on a 39-yard FG, following a 25 yard INT return by Mark Kelso. The second half belonged to Cincinnati as it held Buffalo to 2 first downs and forced the Bills to start all 5 of its drives inside the 23-yard line. The Bengals took advantage of a personal foul against Bills' DB Derrick Burroughs to set up Woods' second 1-yard TD. Buffalo launched one last drive, but it ended when David Fulcher picked off a 4th-down pass from Kelly in the end zone.

BILLS	0	10	0	0	10
BENGALS	7	7	0	7	21

PLAYOFF GAME SUMMARIES



1988 AFC CHAMPIONSHIP continued

SCORING

Team	Period	Elapsed Time	Scoring Play	Score
Cinn.	1st	13:09	TD Woods 1 yard run (Breech PAT)	7-0
Buffalo	2nd	1:39	TD Reed 9 yard Kelly pass (Norwood PAT)	7-7
Cinn.	2nd	12:39	TD Brooks 10 yard Esiason pass (Breech PAT)	14-7
Buffalo	2nd	14:38	FG Norwood from 39 yards	14-10
Cinn.	4th	:04	TD Woods 1 yard run (Breech PAT)	21-10

TEAM STATISTICS

	BILLS	BENGALS
First Downs	10	23
Rushes/Yards	17-45	50-175
Net Passing Yards	136	74
Total Net Yards	181	249
Passing (A-C-I)	30-14-3	20-11-2
Sacked by Opponent	3-27	3-20
Punts/Average	6-45.1	6-36.8
Fumbles/Lost	0-0	2-0
Penalties	5-50	4-45
Time of Possession	20:31	39:29

Weather: cloudy, cold, 31 degrees

INDIVIDUAL STATISTICS

Rushing	Bengals: Woods 29-102, 2 TD's; Wilson 5-29; Esiason 7-26; Jennings 2-12; Brooks 7-6. BILLS: Mueller 8-21; Kelly 2-10; Thomas 4-6; Riddick 1-4; Byrum 1-3; Harmon 1-1.
Passing	Bengals: Esiason 20-11-94-1 TD-2 INT. BILLS: Kelly 30-14-163-1 TD-3 INT.
Receiving	Bengals: Holman 4-38; Brooks 2-21, 1 TD; Riggs 2-16; McGee 2-14; Collinworth 1-5. BILLS: Reed 5-55, 1 TD; Riddick 3-28; Harmon 3-18; T. Johnson 2-48; Metzelaars 1-14.

BILLS STARTING LINEUPS

Offense: QB - Jim Kelly; RB - Thurman Thomas; FB - Jamie Mueller; WR - Andre Reed, Trumaine Johnson; TE - Pete Metzelaars; LT - Will Wolford; LG - Jim Ritcher; C - Kent Hull; RG - Dale Hellestrae; RT - Joe Devlin
Defense: LE - Art Still; NT - Fred Smerlas; RE - Bruce Smith; LLB - Cornelius Bennett; ILB - Shane Conlan, Ray Bentley; RLB - Darryl Talley; LCB - Derrick Burroughs; RCB - Nate Odomes; SS - Leonard Smith; FS - Mark Kelso

GAME NOTES

- DE Bruce Smith went up against T Anthony Munoz and recorded two sacks.
- The Buffalo defense limited Cincinnati QB Boomer Esiason to 11 pass completions, a Bills playoff record, and intercepted the Bengal passer twice.
- Five of the Bills 12 drive starts began inside their own 20-yard line. The average drive start for the Bills was their own 24-yard line.

1989

AFC DIVISIONAL PLAYOFF

Cleveland Browns 34, **BILLS 30**

January 6, 1990 - Cleveland Stadium - (77,706)

LB Clay Matthews intercepted a QB Jim Kelly 11-yard pass on the 1-yard line with 9 seconds left in the game to preserve the victory for the Browns. In dramatic style, Buffalo began a comeback bid after K Matt Bahr kicked a 47-yard FG to give Cleveland a 34-24 lead with 6:50 left in the fourth quarter. Kelly began a string of 23 consecutive pass plays and closed the gap to 4 when he hit RB Thurman Thomas for a 3-yard TD. Buffalo opened the scoring when WR Andre Reed split the secondary for a 72-yard TD pass in the first quarter. A 45-yard Bahr FG coupled with a 52-yard WR Webster Slaughter bomb gave Cleveland the lead at 10-7. The Bills returned the favor when WR James Lofton hauled in a Kelly pass for a 33-yard TD. TE Ron Middleton gave Cleveland the halftime lead on a 3-yard pass from QB Bernie Kosar. Slaughter scored again on a 44-yard toss from Kosar to extend the Browns' lead to 24-14 early on in the third quarter. Thomas continued the seesaw battle with the first of his two TD receptions from Kelly on a 6-yard strike. But the Browns struck back quickly when KR Eric Metcalf took the ensuing kickoff 90 yards for the score. K Scott Norwood got the Bills within seven when he made a 30-yard attempt early in the final period.

BILLS	7	7	7	9	30
BROWNS	3	14	14	3	34

SCORING

Team	Period	Elapsed Time	Scoring Play	Drive	Score
Buffalo	1	9:56	Reed 72-yard Kelly pass (Norwood kick)	2/72	7-0
Clev.	1	14:12	FG Bahr 45 yards	10/39	7-3
Clev.	2	4:33	Slaughter 52-yard Kosar pass (Bahr kick)	7/79	7-10
Buffalo	2	7:12	Lofton 33-yard Kelly pass (Norwood kick)	5/66	14-10
Clev.	2	14:54	Middleton 3-yard Kosar pass (Bahr kick)	8/55	14-17
Clev.	3	4:21	Slaughter 44-yard Kosar pass (Bahr kick)	3/46	14-24
Buffalo	3	10:22	Thomas 6-yard Kelly pass (Norwood kick)	6/21	21-24
Clev.	3	10:37	Metcalf 90-yard kickoff return (Bahr kick)	—	21-31
Buffalo	4	1:08	FG Norwood 30 yards	11/68	24-31
Clev.	4	8:10	FG Bahr 47 yards	11/38	24-34
Buffalo	4	11:00	Thomas 3-yard Kelly pass (kick failed)	8/77	30-34

1989 AFC DIVISIONAL PLAYOFF continued

TEAM STATISTICS

	BILLS	BROWNS
First Downs	25	18
Rushes/Yards	18/49	30/90
Net Passing Yards	404	235
Total Net Yards	453	325
Passing (A-C-I)	54-28-2	29-20-0
Sacked By Opponent	1-1	2-16
Punts/Average	3-41.3	3-37.7
Fumbles/Lost	2-1	1-1
Penalties	6-35	5-30
Time of Possession	25:44	34:16

Weather: Cloudy, 33 degrees, wind chill 15-20 degrees

INDIVIDUAL STATISTICS

Rushing	BILLS: Thomas 10-27; Kinnebrew 7-17; Kelly 1-5. Browns: Mack 12-62; Redden 6-13; Tillman 1-8; Manoa 3-6; Metcalf 4-2; Langhorne 1-0; Kosar 3(-1).
Passing	BILLS: Kelly 28-54-405-4TD-2INT. Browns: Kosar 20-29-251-3TD-0INT.
Receiving	BILLS: Thomas 13-150-2TD; Reed 6-115-1TD; Harmon 4-50; Lofton 3-66-1TD; Beebe 1-17; Kinnebrew 1-7. Browns: Langhorne 6-48; Newsome 4-35; Slaughter 3-114-2TD; Middleton 3-12; Mack 2-19; Brennan 1-15; Metcalf 1-8.

BILLS STARTING LINEUPS

Offense: QB - Jim Kelly; RB - Thurman Thomas; FB - Larry Kinnebrew; WR - Andre Reed, James Lofton; TE - Pete Metzelaars; LT - Will Wolford; LG - Jim Ritcher; C - Kent Hull; RG - Joe Devlin; RT - Howard Ballard

Defense: LE - Art Still; NT - Fred Smerlas; RE - Bruce Smith; LLB - Cornelius Bennett; ILB - Shane Conlan, Scott Radeccic; RLB - Darryl Talley; LCB - Kirby Jackson; RCB - Nate Odomes; SS - Dwight Drane; FS - Mark Kelso

GAME NOTES

- QB Jim Kelly set a personal playoff high of 405 yards passing against the Browns. The Bills' QB also set a new record for TD passes with 4 (old record - 2 by Joe Ferguson, twice).
- RB Thurman Thomas' 13 receptions tied an NFL record for catches in a playoff game. The record was set by San Diego TE Kellen Winslow in 1981 vs. Miami.
- WR Andre Reed (115 yds. receiving) and RB Thurman Thomas (150 yds. receiving) became the first two Bills' players to record 100-yard receiving performances in the same playoff game.

1990

AFC DIVISIONAL PLAYOFF

BILLS 44, Miami Dolphins 34
January 12, 1991 - Rich Stadium - (77,087)

Buffalo and Miami combined for a regulation-time NFL playoff record 78 points in a game dictated by inclement weather. QB Jim Kelly ran the no-huddle offense to a 13-3 first quarter lead in his first appearance since suffering a knee injury against the Giants on 12/15/90. Kelly hit WR Andre Reed on a 40-yard strike before Miami answered with a 49-yard Pete Stoyanovich FG. The next two Buffalo drives were capped off with FGs of 24 and 22 yards by K Scott Norwood. Buffalo and Miami then traded TDs in the second quarter snowfall when the Bills started the see-saw with a 5-yard TD scamper by RB Thurman Thomas. On Miami's next possession, QB Dan Marino connected on a 64-yard TD aerial to WR Mark Duper. But Kelly answered with a 13-yard TD pass to WR James Lofton. Miami then got a break when P Reggie Roby recovered a fumble at the Bills 47 and 7 plays later, Marino bootlegged in from 2 yards. In a 3rd quarter kickers' dual, Stoyanovich split the uprights from 22 yards out before Norwood drew claim to his 3rd FG of the day with a 28-yard shot. Miami drew to within a FG, 30-27, when Marino hit guard eligible Roy Foster with a 2-yard TD pass. But the Bills added 14 points to their 4th quarter lead when Thomas put the finishing touch on a 63-yard drive by strolling in from the 5. Buffalo wasted no time getting the ball back when LB Hal Garner forced a fumble on the ensuing KO return. Just 2 plays later, Reed grabbed a 23-yard Kelly pass for the Bills final tally. The Dolphins made the final score 44-34 with an 8-yard Marino-to-WR Tony Martin TD pass.

DOLPHINS	3	14	3	14	34
BILLS	13	14	3	14	44

SCORING

Team	Period	Elapsed Time	Scoring Play	Drive	Score
Buffalo	1	1:54	Reed 40 yard pass Kelly (Norwood)	5/76	7-0
Miami	1	8:00	Stoyanovich 49 yard FG	10+3/40	7-3
Buffalo	1	10:11	Norwood 24 yard FG	6/57	10-3
Buffalo	1	14:09	Norwood 22 yard FG	9/33	13-3
Buffalo	2	2:56	Thomas 5 yard run (Norwood)	5/67	20-3
Miami	2	5:06	Duper 64 yard pass Marino (Stoyanovich)	4/80	20-10
Buffalo	2	9:49	Lofton 13 pass Kelly (Norwood)	11/68	27-10
Miami	2	14:39	Marino 2 yard run (Stoyanovich)	7/47	27-17
Miami	3	4:57	Stoyanovich 22 yard FG	8/62	27-20
Buffalo	3	13:22	Norwood 28 yard FG	9/37	30-20
Mia.	4	:55	Foster 2 yard pass Marino (Stoyanovich)	6/43	30-27
Buffalo	4	4:32	Thomas 5 yard run (Norwood)	10+1/63	37-27
Buffalo	4	5:08	Reed 26 yard pass Kelly (Norwood)	2/29	44-27
Miami	4	13:45	Martin 8 yard pass Marino (Stoyanovich)	15/91	44-34

1990 AFC DIVISIONAL PLAYOFF continued

TEAM STATISTICS

	BILLS	DOLPHINS
First Downs	24	24
Rushes/Yards	37/154	27/107
Net Passing Yards	339	323
Passing (A-C-I)	29-19-1	49-23-2
Sacked By Opponent	0-0	0-0
Punts/Average	1-47.0	2-40.0
Fumbles/Lost	3-1	1-1
Penalties	4-30	4-32
Time Of Possession	27:34	32:26
Weather: Light drizzle, 32 degrees, WNW 14 MPH wind		

INDIVIDUAL STATISTICS

Rushing	BILLS: Thomas 32-117-2TDs, Kelly 3-37. Dolphins: Smith 21-99, Logan 5-6, Marino 1-2-1TD.
Passing	BILLS: Kelly 19-29-339-3TDs-1INT. Dolphins: Marino 23-49-323-3TDs-2INTs.
Receiving	BILLS: Lofton 7-149-1TD, Reed 4-122-2TDs, Thomas 3-38, McKeller 3-15, Edwards 1-12, K. Davis 1-3. Dolphins: Clayton 4-82, Martin 4-44-1TD, Jensen 4-38, Duper 3-113-1TD, Edmunds 3-21, Logan 2-8, Smith 1-9, Paige 1-6, Foster 1-2-1TD.

BILLS STARTING LINEUPS

Offense: QB - Jim Kelly; RB - Thurman Thomas; WR - Al Edwards; WR - Andre Reed, James Lofton; TE - Keith McKeller; LT - Will Wolford; LG - Jim Ritcher; C - Kent Hull; RG - John Davis; RT - Howard Ballard

Defense: LE - Leon Seals; NT - Jeff Wright; RE - Bruce Smith; LLB - Cornelius Bennett; ILB - Shane Conlan, Ray Bentley; RLB - Darryl Talley; LCB - Kirby Jackson; RCB - Nate Odomes; SS - Leonard Smith; FS - Mark Kelso

GAME NOTES

- The 78 total points scored in the Bills-Miami game set the NFL record for the most points scored in a regulation time playoff game.
- K Scott Norwood's three FGs tied a Bills' single game playoff record held by Pete Gogolak (12/26/65, AFL Championship at San Diego).

1990

AFC CHAMPIONSHIP GAME

BILLS 51, Los Angeles Raiders 3

January 20, 1991 - Rich Stadium - (80,324)

The Bills won their first AFC Championship with one of the most dominating performances ever displayed in a title game. Buffalo set the tone for the day by driving 75 yards after the opening KO and scored the initial TD when QB Jim Kelly picked up a bad shotgun snap and scrambled to find WR James Lofton for a 13-yard pass. After Raiders K Jeff Jaeger cut the lead to 7-3, the Buffalo onslaught began. RB Thurman Thomas ran for a 12-yard TD before LB Darryl Talley returned an INT 27 yards to extend the early lead to 21-3. The Bills' no-huddle offense showcased its power by scoring 20 more points in the 2nd quarter on 2 TD runs by RB Kenneth Davis and an 8-yard TD pass from Kelly to Lofton. Buffalo posted an impressive 41-3 halftime advantage, establishing an NFL postseason record for most points in a first half. Davis added his 3rd TD in the 4th quarter, tying an NFL playoff record for the most TDs in a game, while K Scott Norwood hit a 39-yard FG to provide the final margin. Thomas rushed for a Bills playoff record 138 yards as Buffalo gained a total of 502 yards compared to L.A.'s 320.

RAIDERS	3	0	0	0	3
BILLS	21	20	0	10	51

SCORING

Team	Period	Elapsed Time	Scoring Play	Drive	Score
Buffalo	1	3:30	Lofton 13 yard pass Kelly (Norwood)	9/75	7-0
L.A.	1	5:49	Jaeger 19 yard FG	6/57	7-3
Buffalo	1	6:59	Thomas 12 yard run (Norwood)	4/66	14-3
Buffalo	1	11:51	Talley 27 yard INT return (Norwood)	—	21-3
Buffalo	2	5:58	K. Davis 1 yard run (Norwood blk.)	13/57	27-3
Buffalo	2	11:42	K. Davis 3 yard run (Norwood)	7/80	34-3
Buffalo	2	6:23	Lofton 8 yard pass Kelly (Norwood)	6/61	41-3
Buffalo	4	11:42	K. Davis 1 yard run (Norwood)	9/78	48-3
Buffalo	4	2:47	Norwood 23 yard FG	4/6	51-3

TEAM STATISTICS

	BILLS	RAIDERS
First Downs	30	21
Rushes/Yards	46/202	28/151
Net Passing Yards	300	169
Passing (A-C-I)	23-17-1	39-15-6
Sacked By Opponent	0-0	1-7
Punts/Average	2-37.5	3-40.3
Fumbles/Lost	3-0	1-1
Penalties	6-32	2-28
Time of Possession	31:35	28:25
Weather: Light rain, 36 degrees, 10/15 MPH winds		

1990 AFC CHAMPIONSHIP GAME continued

INDIVIDUAL STATISTICS

Rushing	BILLS: Thomas 25-138-1TD, Gardner 1-23, K. Davis 10-21-3TDs, Kelly 2-12, Mueller 3-6, D. Smith 3-3, Reich 2- (-1). Raiders: Bell 5-36, Evans 3-33, Schroeder 4-33, Allen 10-26, Smith 4-19, McCallum 1-4.
Passing	BILLS: Kelly 17-23-300-2TDs-1INT. Raiders: Schroeder 13-31-150-0TD-5INTs, Evans 2-8-26-0TD-1INT.
Receiving	BILLS: Lofton 5-113-2TDs, Thomas 5-61, McKeller 3-44, Reed 2-29, Tasker 2-53. Raiders: Fernandez 4-57, Horton 3-25, Gault 3-32, Bell 2-26, Allen 2-19, T. Brown 2-17.

BILLS STARTING LINEUPS

Offense: QB - Jim Kelly; RB - Thurman Thomas; WR - Al Edwards; WR - Andre Reed, James Lofton; TE - Keith McKeller; LT - Will Wolford; LG - Jim Ritcher; C - Kent Hull; RG - John Davis; RT - Howard Ballard

Defense: LE - Leon Seals; NT - Jeff Wright; RE - Bruce Smith; LLB - Cornelius Bennett; ILB - Shane Conlan, Ray Bentley; RLB - Darryl Talley; LCB - Kirby Jackson; RCB - Nate Odomes; SS - Leonard Smith; FS - Mark Kelso

GAME NOTES

- Buffalo recorded their most points in a playoff game and their largest margin of victory in club history by defeating the Raiders 51-3 (+48 pts.), breaking the old AFL/AFC Championship record held by San Diego (41 pts., 1/5/63).
- Buffalo's 6 INTs against the Raiders equaled the third-highest single-game total in NFL postseason history. LB Darryl Talley led the way with 2 INTs. Also, FS Mark Kelso, with his 1 INT, upped his career postseason total to 4, and became the Bills' all-time leading playoff interceptor.
- QB Jim Kelly set a new AFC Championship Game completion percentage record of 73.9% (old record - 70.8 by Jim Plunkett, 1983). The game also marked the third straight postseason contest in which Kelly had thrown for over 300 yards.

1990

SUPER BOWL XXV

New York Giants 20, **BILLS 19**
January 27, 1991 - Tampa Stadium - (73,813)

The Bills and Giants made the Silver Anniversary Super Bowl a historic one as the Giants narrowly edged the Bills, 20-19, in a battle later dubbed, "A Game for the Ages." Buffalo loyalists watched their hopes of a world championship sail wide right as K Scott Norwood's 47-yard FG attempt just missed its mark with only 4 seconds remaining. The Giants opened the evening's scoring on a 28-yard FG by K Matt Bahr before Buffalo answered with a 23-yarder by Norwood. The AFC Champions took their first lead of the game, 10-3, when RB Don Smith smashed in from the one. DE Bruce Smith then extended the lead by recording a rare Super Bowl safety when he sacked Giants' QB Jeff Hostetler in the end zone. After holding the Buffalo offense 2 consecutive series, the Giants regained momentum on an 87-yard drive that ended with a 14-yard TD strike from Hostetler to WR Stephen Baker just before the half ended. After receiving the 2nd half KO, the NFC Champions utilized their ball control offense and kept the Bills defense on the field for over 9 minutes on their way to a 76-yard scoring drive that culminated with RB Ottis Anderson bullying his way into the end zone from the one. New York took a 17-12 lead, but the NFL's number one scoring machine struck back quickly behind the running of Thurman Thomas, who broke a number of tackles en route to a 31-yard TD scamper. On the next possession, Giants' K Matt Bahr split the uprights from 21 yards out with, what proved to be, the final score of the game. After the Bills defense forced the Giants to punt one last time, QB Jim Kelly and the offense started the final drive on their own 10-yard line with 2:16 left on the clock. Eight plays, 61 yards and 2:08 later, the Bills FG unit became the focus of attention for football fans around the world.

BILLS	3	9	0	7	19
GIANTS	3	7	7	3	20

SCORING

Team	Period	Elapsed Time	Scoring Play	Drive	Score
N.Y.	1	7:46	Bahr 28 yard FG	11/58	0-3
Buffalo	1	9:09	Norwood 23 yard FG	6/66	3-3
Buffalo	2	2:30	D. Smith 1 yard run (Norwood)	12/80	10-3
Buffalo	2	6:33	B. Smith safety (sack Hostetler)	—	12-3
N.Y.	2	14:35	S. Baker 14 yard pass Hostetler (Bahr)	10/87	12-10
N.Y.	3	9:29	Anderson 1 yard run (Bahr)	14/75	12-17
Buffalo	4	:08	Thomas 31 yard run (Norwood)	4/63	19-17
N.Y.	4	7:40	Bahr 21 yard FG	14/74	19-20

TEAM STATISTICS

	BILLS	GIANTS
First Downs	18	24
Rushes/Yards	25/166	39/172
Net Passing Yards	205	214
Passing (A-C-I)	30-18-0	32-20-0
Sacked By Opponent	1/7	2/8
Punts/Average	6/38.8	4/43.8
Fumbles/Lost	1-0	0-0
Penalties	6/35	5/31
Time Of Possession	19:27	40:33
Weather: Mostly cloudy, 71 degrees, SE 5 MPH wind		

1990 SUPER BOWL XXV continued

INDIVIDUAL STATISTICS

Rushing	BILLS: Thomas 15-135-1TD, Kelly 6-23, K. Davis 2-4, Mueller 1-3, D. Smith 1-1. Giants: Anderson 21-102-1TD, Meggett 9-48, Carhton 3-12, Hostetler 6-10.
Passing	BILLS: Kelly 18-30-212-0TD-0 INT. Giants: Hostetler 20-32-222-1TD-0 INT.
Receiving	BILLS: Reed 8-62, Thomas 5-55, K. Davis 2-23, McKeller 2-11, Lofton 1-61. Giants: Ingram 5-74, Bavaro 5-50, Cross 4-39, Baker 2-31-1TD, Meggett 2-18, Anderson 1-7, Carhton 1-3.

BILLS STARTING LINEUPS

Offense: QB - Jim Kelly; RB - Thurman Thomas; FB - Jamie Mueller; WR - Andre Reed, James Lofton; TE - Keith McKeller; LT - Will Wolford; LG - Jim Ritcher; C - Kent Hull; RG - John Davis; RT - Howard Ballard

Defense: I.E - Leon Seals; NT - Jeff Wright; RE - Bruce Smith; LLB - Cornelius Bennett; ILB - Shane Conlan, Ray Bentley; RLB - Darryl Talley; I.CB - Kirby Jackson; RCB - Nate Odomes; SS - Leonard Smith; FS - Mark Kelso

GAME NOTES

- RB Thurman Thomas led the Bills offense and recorded his third straight 100-yard playoff performance to become the Bills all-time rusher in postseason play.
- DE Bruce Smith recorded the fifth safety in Super Bowl history.
- WR Andre Reed, RB Thurman Thomas, and WR James Lofton became the top three receivers in postseason history for the Bills

1991

AFC DIVISIONAL PLAYOFF

BILLS 37, Kansas City Chiefs 14
 January 5, 1992 - Rich Stadium - (80,182)

Buffalo advanced to its second consecutive AFC Championship Game with a convincing, 37-14, win over the Kansas City Chiefs. Buffalo moved out to a 17-0 lead on the strength of two QB Jim Kelly-to-WR Andre Reed TD strikes and a K Scott Norwood 33-yard FG. The Bills extended their lead early in the second half when WR James Lofton hauled in a 10-yard pass from Kelly to set the score at 24-0. The Chiefs finally got on the scoreboard late in the third quarter as a LB Lonnie Marts interception set up a drive, which ended with a 3-yard TD run by RB Barry Word. Buffalo put the game out of reach in the fourth quarter with two Norwood field goals and a 5-yard TD run by RB Kenneth Davis. WR Fred Jones grabbed a 20-yard pass from QB Mark Vlasic to set the final score at 37-14. In the game, Kelly threw for 3 TDs and 3 INTs, while Mark Vlasic was intercepted 4 times in relief of an injured Steve DeBerg.

CHIEFS	0	0	7	7	14
BILLS	7	10	7	13	37

SCORING

Team	Period	Elapsed Time	Scoring Play	Score
Buffalo	1	14:08	25 yard pass Reed from Kelly (Norwood PAT)	8/80 0-7
Buffalo	2	4:25	53 yard pass Reed from Kelly (Norwood PAT)	4/69 0-14
Buffalo	2	14:58	Norwood 33 yard FG	9/39 0-17
Buffalo	3	3:07	10 yard pass Lofton from Kelly (Norwood PAT)	6/36 0-24
KC	3	11:52	3 yard run by B. Word (Lowery PAT)	4/43 7-24
Buffalo	4	4:06	Norwood 20 yard FG	14/68 7-27
Buffalo	4	5:52	Norwood 47 yard FG	4/2 7-30
Buffalo	4	10:03	5 yard run by K. Davis (Norwood PAT)	6/33 7-37
KC	4	12:53	20 yard pass F. Jones from Vlasic (Lowery PAT)	8/75 14-37

TEAM STATISTICS

	BILLS	CHIEFS
First Downs	29	14
Rushes/Yards	46/180	24/77
Net Passing Yards	268	136
Passing (A-C-I)	35-23-3	29-14-4
Sacked by Opponent	1-5	1-10
Punts/Average	3-33.3	7-40.3
Fumbles/Lost	0-0	3-0
Penalties	6-40	10-59
Time of Possession	34:09	25:51
Weather: Partly Sunny, 40 degrees, 10 MPH wind/NW		

INDIVIDUAL STATISTICS

RUSHING:	BILLS: Thomas 22-100; K. Davis 19-75; Reed 1-6; Kelly 1-2; Reich 3-(-3). CHIEFS: Word 15-50; Williams 8-24; McNair 1-3.
PASSING:	BILLS: Kelly 23-35-273-3 TDs-3 INTs. CHIEFS: Vlasic 9-20-124-1 TD-4 INTs.; DeBerg 5-9-22-0 TD-0 INT.
RECEIVING:	BILLS: Beebe 6-77; McKeller 5-34; Reed 4-100; Thomas 4-21; Lofton 3-34; Edwards 1-7. CHIEFS: McNair 5-52; F. Jones 3-31; Birden 2-19; Hayes 1-21; Barnett 1-20; B. Jones 1-2; R. Thomas 1-1.

1991 AFC DIVISIONAL PLAYOFF continued

BILLS STARTING LINEUPS

OFFENSE: WR - James Lofton; LT - Will Wolford; LG - Jim Ritcher; C - Kent Hull; RG - Glenn Parker; RT - Howard Ballard; TE - Keith McKeller; WR - Andre Reed; QB - Jim Kelly; RB - Thurman Thomas; WR - Don Beebe

DEFENSE: RE - Bruce Smith; NT - Jeff Wright; LE - Leon Seals; LOLB - Cornelius Bennett; LILB - Shane Conlan; RILB - Carlton Bailey; ROLB - Darryl Talley; RCB - Nate Odomes; LCB - Kirby Jackson; SS - Leonard Smith; FS - Mark Kelso

GAME NOTES

- RB Thurman Thomas collected his 4th consecutive 100-yard rushing performance in the postseason. This streak ranks second in all-time NFL playoff history behind 6 consecutive 100s by RB John Riggins...Thomas became one of only 6 running backing NFL history to record 4 or more 100-yard rushing games in the playoffs.

1991

AFC CHAMPIONSHIP

BILLS 10, Denver Broncos 7

January 12, 1992 - Rich Stadium - (80,272)

Led by a stingy defense, Buffalo returned to its second consecutive Super Bowl with a hard fought 10-7 win over the Denver Broncos. With the Buffalo offense in a dog-fight of their own, the Buffalo defense took the game into their own hands and registered the only Buffalo TD of the game. On 2nd down, deep in Denver territory, QB John Elway backed up to attempt a screen pass, reading the play, NT Jeff Wright ceased his charge and deflected the pass into the air. LB Carlton Bailey alertly grabbed the ball and returned it 11 yards for the game's first score. Buffalo moved out to a 10-0 lead after K Scott Norwood hit a 44-yard field goal mid-way through the fourth quarter. Denver then took control of the ball and marched 85 yards in 8 plays for a score, a 3-yard QB draw by Gary Kubiak. The Denver back-up quarterback took over after Elway left the game in the third quarter with a thigh bruise. The Broncos then recovered the ensuing onside kick, but on the next play from scrimmage, CB Kirby Jackson stripped RB Steve Sewell of the ball and scooped it up to halt the Denver comeback. On the day, Denver K David Treadwell missed three FGs, a 47-yarder wide left and two attempts, 42 and 37, both which hit the right upright.

BRONCOS	0	0	0	7	7
BILLS	0	0	7	3	10

SCORING

Team	Period	Elapsed Time	Scoring Play	Drive	Score
BUFF	3	9:32	C. Bailey 11 yard INT return (Norwood PAT)	—	0-7
BUFF	4	10:42	Norwood 44 yard FG	9/50	0-10
DEN	4	13:17	3 yard run by Kubiak (Treadwell PAT)	8/85	7-10

TEAM STATISTICS

	BILLS	BRONCOS
First Downs	12	20
Rushes/Yards	35/104	32/81
Net Passing Yards	109	223
Passing (A-C-I)	25-13-2	33-22-
Sacked by Opponent	1-8	4-34
Punts/Average	8-38.0	6-43.7
Fumbles/Lost	0-0	4-1
Penalties	6-35	4-20
Time of Possession	25:07	34:53

Weather: Sunny, 42 degrees, 15 MPH wind/SSW

INDIVIDUAL STATISTICS

RUSHING: **BILLS:** Thomas 26-72; Reed 1-16; Kelly 2-9; K. Davis 6-7.
BRONCOS: Green 19-53; Kubiak 3-22; Elway 4-10; Sewell 4-3; V. Johnson 2-(-7).

PASSING: **BILLS:** Kelly 13-25-117-0 TDs-2 INTs.
BRONCOS: Kubiak 11-12-136-0 TD-0 INTs.; Elway 11-21-121-0 TD-1 INT.

RECEIVING: **BILLS:** McKeller 3-39; Thomas 3-15; Reed 2-19; K. Davis 2-13; Metzelaars 1-14; Lofton 1-11; Beebe 1-6.
BRONCOS: V. Johnson 8-104; Sewell 7-78; Sharpe 3-40; M. Young 3-25; Nattiel 1-10.

BILLS STARTING LINEUPS

OFFENSE: WR - James Lofton; LT - Will Wolford; LG - Jim Ritcher; C - Kent Hull; RG - Mitch Fretotte; RT - Howard Ballard; TE - Keith McKeller; WR - Andre Reed; QB - Jim Kelly; RB - Thurman Thomas; WR - Don Beebe

DEFENSE: RE - Bruce Smith; NT - Jeff Wright; LE - Leon Seals; LOLB - Cornelius Bennett; LILB - Shane Conlan; RILB - Carlton Bailey; ROLB - Darryl Talley; RCB - Nate Odomes; LCB - Kirby Jackson; SS - Leonard Smith; FS - Mark Kelso

GAME NOTES

- LB Carlton Bailey's score off an 11-yard INT was his first touchdown in either regular season or postseason play.

1991

SUPER BOWL XXVI

Washington Redskins 37, BILLS 24
 January 26, 1992 - HHH Metrodome - (63,130)

Buffalo's hopes for a world championship were dashed for the second consecutive season with a 37-24 loss to the Washington Redskins. The red-hot Redskins dominated the Bills throughout the contest and built a 17-0 halftime lead. Washington then extended its lead to 24-0 on only the second play of the third quarter with a 2-yard run by Gerald Riggs. The score was set up by LB Kurt Gouveia's INT and return to the Buffalo 2-yard line. The Bills then mounted a comeback with a 21-yard field goal by K Scott Norwood and a 1-yard TD run by RB Thurman Thomas, but Washington put all of Buffalo's momentum aside by capturing the next three scores. Buffalo added two late TDs to set the final score at 37-24.

REDSKINS	0	17	14	6	37
BILLS	0	0	10	14	24

SCORING

Team	Period	Elapsed Time	Scoring Play	Time	Score
Wash.	2	1:58	Lohmiller 34 yard FG	7/64	3-0
Wash.	2	5:06	10 yard pass Byner from Rypien (Lohmiller PAT)	5/51	10-0
Wash.	2	7:43	1 yard run by Riggs (Lohmiller PAT)	5/55	17-0
Wash.	3	0:16	2 yard run by Riggs (Lohmiller PAT)	1/2	24-0
Buffalo	3	3:01	Norwood 21 yard FG	11/77	24-3
Buffalo	3	9:02	1 yard run by Thomas (Norwood PAT)	6/56	24-10
Wash.	3	13:36	30 yard pass Clark from Rypien (Lohmiller PAT)	11/79	31-10
Wash.	4	0:06	Lohmiller 25 yard FG	4/7	34-10
Wash.	4	3:24	Lohmiller 39 yard FG	5/11	37-10
Buffalo	4	9:01	2 yard pass Metzelaars from Kelly (Norwood PAT)	15/79	37-17
Buffalo	4	11:05	4 yard pass Beebe from Kelly (Norwood PAT)	9/50	37-24

TEAM STATISTICS

	BILLS	REDSKINS
First Downs	25	24
Rushes/Yards	18/43	40/125
Net Passing Yards	240	292
Passing (A-C-I)	59-29-4	33-18-1
Sacked by Opponent	5-46	0-0
Punts/Average	6-35.0	4-37.5
Fumbles/Lost	6-1	1-0
Penalties	6-50	5-82
Time of Possession	26:17	33:43

Weather: Controlled indoor environment; Outside: 26 degrees, wind chill 4.

INDIVIDUAL STATISTICS

RUSHING: **BILLS:** K. Davis 4-17; Kelly 3-16; Thomas 10-13; Lofton 1-(-3).
REDSKINS: Ervins 13-72; Byner 14-49; Riggs 5-7; Sanders 1-1; Rutledge 1-0; Rypien 6-(-4).

PASSING: **BILLS:** Kelly 28-58-275-2 TDs-4 INTs.; Reich 1-1-11-0 TD-0 INT.
REDSKINS: Rypien 18-33-292-2 TDs-1 INT.

RECEIVING: **BILLS:** Lofton 7-92; Reed 5-34; Beebe 4-61; K. Davis 4-38; Thomas 4-27; McKeller 2-29; Edwards 1-11; Metzelaars 1-2; Kelly 1-(-8).
REDSKINS: Clark 7-114; Monk 7-113; Byner 3-24; Sanders 1-41.

BILLS STARTING LINEUPS

OFFENSE: WR - James Lofton; TE Pete Metzelaars; LT - Will Wolford; LG - Jim Ritcher; C - Kent Hull; RG - Glenn Parker; RT - Howard Ballard; TE - Keith McKeller; WR - Andre Reed; QB - Jim Kelly; RB - Kenneth Davis

DEFENSE: RE - Bruce Smith; NT - Jeff Wright; LE - Leon Seals; LOLB - Cornelius Bennett; LILB - Shane Conlan; RILB - Carlton Bailey; ROLB - Darryl Talley; RCB - Nate Odomes; LCB - Kirby Jackson; SS - Dwight Drane; FS - Mark Kelso

GAME NOTES

- QB Jim Kelly set a new Super Bowl record for pass attempts with 58; breaking the old mark of 50 set by Dan Marino (Super Bowl XIX).

**NFL'S SINGLE SEASON INTERCEPTION
 RETURN YARDAGE**

1) 349 yards	Charlie McNeil	Chargers	1961
2) 301 yards	Don Doll	Detroit	1949
3) 298 yards	Dick "Night Train" Lane	Rams	1952
4) 275 yards	Woody Lewis	Rams	1950
5) 263 yards	HENRY JONES	BILLS	1992

1992

AFC WILD CARD PLAYOFF

BILLS 41, Houston Oilers 38 (OT)

January 3, 1993 - Rich Stadium - (75,141)

Buffalo scored four TDs in under seven minutes in the third quarter, and rallied from a 35-3 deficit to down the Oilers 41-38 in OT, marking the greatest comeback in NFL history. Houston jumped out to a 28-3 halftime lead on four QB Warren Moon TD passes. Moon, who played a virtual flawless half, completed 19 of 22 passes for 218 yards and 0 INTs. Buffalo's lone points of the half came on a first quarter K Steve Christie 36-yard FG. Houston made it 35-3 on the Bills' opening drive of the second half when SS Bubba McDowell intercepted a QB Frank Reich pass and raced 58 yards for the score. The Bills' amazing comeback began when RB Kenneth Davis scored from one yard out, and Christie recovered the ensuing outside kick at the Buffalo 48. Four plays later, Reich found WR Don Beebe on a 38-yard TD pass. The Bills' scoring flurry continued on their next possession when Reich hit WR Andre Reed with a 26-yard TD pass to pull Buffalo within 11, 35-24. On the first play of Houston's next possession, S Henry Jones picked off a Moon pass and returned it 15 yards to the Houston 23. On a 4th and 5 play from the 18 yard line, Reich found Reed once again in the endzone to make the score 35-31, Houston. The Bills took their first lead when Reich connected with Reed for the third time, this time from 17 yards out, to put Buffalo on top 38-35 with 3:08 left in regulation play. After a 12-play, 63-yard drive, Del Greco hit a 26-yard FG to send the contest into OT. After winning the toss, Houston gave the ball back to the Bills when DB Nate Odomes picked off a Moon pass. Three plays later, Christie kicked the 32-yard game winner to give Buffalo the dramatic 41-38 victory, sending the team to the second round of the AFC Playoffs.

OILERS	7	21	7	7	0	38
BILLS	3	0	28	7	3	41

SCORING

Team	Period	Elapsed Time	Scoring Play	Drive	Score
Houston	1	9:09	3 yard pass Jeffires from Moon (Del Greco PAT)	14/80	0-7
Buffalo	1	13:36	Christie 36 yard FG	10/38	3-7
Houston	2	6:01	7 yard pass Slaughter from Moon (Del Greco PAT)	12/80	3-14
Houston	2	11:51	26 yard pass Duncan from Moon (Del Greco PAT)	5/67	3-21
Houston	2	14:46	27 yard pass Jeffires from Moon (Del Greco PAT)	8/67	3-28
Houston	3	1:41	McDowell 58 yard INT return (Del Greco PAT)	0/0	3/35
Buffalo	3	6:08	1 yard run by Davis (Christie PAT)	10/50	10-35
Buffalo	3	7:04	38 yard pass Beebe from Reich (Christie PAT)	4/52	17-35
Buffalo	3	10:39	26 yard pass Reed from Reich (Christie PAT)	4/59	24-35
Buffalo	3	13:00	18 yard pass Reed from Reich (Christie PAT)	4/23	31-35
Buffalo	4	11:52	17 yard pass Reed from Reich (Christie PAT)	7/74	38-35
Houston	4	14:48	Del Greco 26 yard FG	12/63	38-38
Buffalo	OT	3:06	Christie 32 yard FG	3/6	41-38

TEAM STATISTICS

	BILLS	OILERS
First Downs	19	27
Rushes/Yards	26/98	22/82
Net Passing Yards	268	347
Passing (A-C-I)	34-21-1	50-36-2
Sacked by Opponent	3-21	4-24
Punts/Average	2-35.0	2-24.5
Fumbles/Lost	0-0	2-0
Penalties	4-30	4-30
Time of Possession	25:27	37:39
Weather: Cloudy, 41 degrees		

INDIVIDUAL STATISTICS

RUSHING:	BILLS: Davis 13-68; Thomas 11-26; Gardner 1-5; Reich 1- (-1) OILERS: White 19-75; Moon 2-7; Montgomery 1-0
PASSING:	BILLS: Reich 21-34-289-4 TD-1 INT OILERS: Moon 36-50-371-4 TD- 2 INT
RECEIVING:	BILLS: Reed 8-136; Beebe 4-64; Metzelaars 3-43; Davis 2-25; Lofton 2-24; Thomas 2- (-3) OILERS: Givens 9-117; Jeffires 8-98; Slaughter 8-73; Duncan 8-57; Harris 2-15; White 1-11

BILLS STARTING LINEUPS

OFFENSE: QB-Frank Reich; RB-Thurman Thomas; FB- Carwell Gardner; WR-Andre Reed, James Lofton; TE-Pete Metzelaars; LT- Will Wolford; LG- Jim Ritcher; C-Kent Hull; RG-Glenn Parker; RT-Howard Ballard.

DEFENSE: LE-Phil Hansen; NT-Jeff Wright; RE-Bruce Smith; LLB-Darryl Talley; RLB-Shane Conlan; DB-Clifford Hicks, Kurt Schulz; LCB-James Williams; RCB-Nate Odomes; SS-Henry Jones; FS-Mark Kelso.

GAME NOTES

- Buffalo's 32-point comeback marked the greatest comeback in NFL history.
- The 79 points scored by Buffalo and Houston tied an NFL playoff record with San Diego (41) and Miami (38) in a 1981 Divisional playoff encounter.
- QB Frank Reich tied Jim Kelly's club playoff record with 4 TD passes.

1992

AFC DIVISIONAL PLAYOFF

BILLS 24, Pittsburgh 3

January 9, 1993 – Three Rivers Stadium – (60,407)

Buffalo took advantage of three Pittsburgh turnovers, and sacked QB Neil O'Donnell seven times en route to a 24-3 victory, earning the Bills their third consecutive trip to the AFC Championship Game. Pittsburgh's only points came on its first possession when K Gary Anderson connected on a 38-yard FG. Buffalo set the halftime score at 7-3 when QB Frank Reich hit OL Mitch Frerotte out of the backfield on a one-yard TD pass. The score was set up when DE Bruce Smith sacked O'Donnell, forcing a fumble which was recovered by DE Phil Hansen on the Buffalo 41. On the Bills' first possession of the half, Buffalo marched 80 yards in 13 plays, capped off by a 17-yard scoring strike from Reich to WR James Lofton to make the score 14-3, Buffalo. After a botched FG attempt by Pittsburgh, Buffalo drove 44-yards, setting up a K Steve Christie 43-yard FG. The Bills put the game away on their next possession, putting together an 86-yard drive that ended with a FB Carwell Gardner one-yard run to set the final score, 24-3. RB Kenneth Davis rushed 10 times for 107 yards, while WR Don Beebe grabbed seven passes for 72 yards to compliment Reich's 16-23 passing performance. LB Darryl Talley recorded seven tackles and a sack, and NT Jeff Wright and DE Keith Willis had two sacks a piece to lead the Buffalo defensive effort.

BILLS	0	7	7	10	24
STEELERS	3	0	0	0	3

SCORING

Team	Period	Elapsed	Scoring Play	Drive	Score
Pittsburgh	1	7:46	Anderson 38 yd FG	9/33	0-3
Buffalo	2	13:04	1 yard pass Frerotte from Reich (Christie PAT)	9/59	7-3
Buffalo	3	11:00	17 yard pass Lofton from Reich (Christie PAT)	13/80	14-3
Buffalo	4	4:47	Christie 43 yard FG	10/44	17-3
Buffalo	4	13:04	1 yard run by Gardner (Christie PAT)	8/86	24-3

TEAM STATISTICS

	BILLS	STEELERS
First Downs	19	18
Rushes/Yards	39/169	27/129
Net Passing Yards	156	111
Passing (A-C-I)	23-16-0	29-15-2
Sacked by Opponent	1-4	7-52
Punts/Average	4-42.3	3-37.3
Fumbles/Lost	0-0	4-1
Penalties	4-33	2-23
Time of Possession	32:26	27:34
Weather: Light flurries and 31 degrees		

INDIVIDUAL STATISTICS

RUSHING:	BILLS: Davis 10-104; Thomas 19-54; Gardner 7-22; Reich 2- (-3); Reed 1- (-8)
	STEELERS: Foster 20-104; O'Donnell 4-26; Thompson 1-3; Royals 1-0; Stone 1- (-4)
PASSING:	BILLS: Reich 16-23-160-2 TD- 0 INT.
	STEELERS: O'Donnell 15-29-163-0 TD-2 INT
RECEIVING:	BILLS: Beebe 6-72; Lofton 2-29; Thomas 3-25; McKeller 2-22; Metzelaars 2-11; Frerotte 1-1
	STEELERS: Mills 8-93; Davenport 3-54; Stone 1-9; Foster 1-7

BILLS STARTING LINEUPS

OFFENSE: QB-Frank Reich; RB-Thurman Thomas; WR-Andre Reed, James Lofton, Don Beebe; TE-Pete Metzelaars; LT- Will Wolford; LG- Jim Ritcher; C-Kent Hull; RG-Glenn Parker; RT-Howard Ballard.
 DEFENSE: LE-Phil Hansen; NT-Jeff Wright; RE-Bruce Smith; ROLB-Darryl Talley; LOLB-Marcus Patton; LILB-Shane Conlan; RILB-Cornelius Bennett; LCB-James Williams; RCB-Nate Odomes; SS-Henry Jones; FS-Mark Kelso.

GAME NOTES

- Buffalo's 24-3 win over Pittsburgh in Three Rivers Stadium snapped a streak of 15 consecutive victories by a home team in AFC playoff competition since the 1989 season.
- The three points Buffalo allowed Pittsburgh were the second-fewest ever by the Bills in the postseason.
- Kenneth Davis' 10.4 average made him the first Buffalo RB to average better than 10 yards per carry in a post-season affair (minimum 10 carries).

1992

AFC CHAMPIONSHIP GAME
BILLS 29, Miami Dolphins 10
 January 17, 1993 – Joe Robbie Stadium – (72,793)

Bills' K Steve Christie connected on five FGs, and QB Jim Kelly returned to the lineup to lead Buffalo to a 29-10 victory over Miami, and a berth in a third straight Super Bowl. The Bills got on the board first on a Christie 21-yard FG. The score was set up when DE Bruce Smith sacked Miami QB Dan Marino, forcing a fumble which LB Darryl Talley recovered. Dolphins' K Pete Stoyanovich knotted the score at 3-3 with a 51-yard FG to close out the first quarter scoring. Buffalo came right back, driving 64 yards on seven plays, capped off by a 17-yard TD pass from Kelly to RB Thurman Thomas. On the Dolphins next possession, Bills' DE Phil Hansen intercepted Marino on the Miami 24 yard line, setting up a 33-yard Christie FG to give the Bills a 13-3 halftime lead. On the second half kickoff, Buffalo DE Mark Pike stripped the ball from Mike Williams, and FB Carwell Gardner recovered on the Miami 24. Five plays later, RB Kenneth Davis scored on a two-yard run to put Buffalo on top, 20-3. Christie added another FG in the third quarter, and two more in the fourth to tie an NFL playoff record. Miami's only points of the half came on a 15-yard TD pass from Marino to WR Mark Duper. Kelly completed 17 of 24 passes for 177 yards and a TD, including a perfect seven of seven in the second half. RBs Thurman Thomas and Kenneth Davis combined for 157 rushing yards and 122 yards receiving as the Bills rolled to their third consecutive AFC Championship.

BILLS	3	10	10	6	10
DOLPHINS	3	0	0	7	29

SCORING

Team	Period	Elapsed Time	Scoring Play	Drive	Score
Buffalo	1	9:17	Christie 21 yard FG	6/43	3-0
Miami	1	13:03	Stoyanovich 51 yard FG	7/39	3-3
Buffalo	2	:40	17 yard pass Thomas from Kelly (Christie PAT)	7/64	10-3
Buffalo	2	2:58	Christie 33 yard FG	4/2	13-3
Buffalo	3	1:58	2 yard run by Davis (Christie PAT)	5/24	20-3
Buffalo	3	11:33	Christie 21 yard FG	15/67	23-3
Buffalo	4	:04	Christie 31 yard FG	5/39	26-3
Miami	4	7:28	15 yard pass Duper from Marino (Stoyanovich PAT)	9/62	26-10
Buffalo	4	12:23	Christie 38 yard FG	7/23	29-10

TEAM STATISTICS

	BILLS	DOLPHINS
First Downs	20	15
Rushes/Yards	48/182	11/33
Net Passing Yards	176	243
Passing (A-C-I)	24-17-2	45-22-2
Sacked by Opponent	1-1	4-25
Punts/Average	2-34.5	4-37.0
Fumbles/Lost	1/0	4/3
Penalties	3-20	5-40
Time of Possession	36:19	23:41
Weather: Sunny, 67 degrees		

INDIVIDUAL STATISTICS

RUSHING:	BILLS: Thomas 20-96; Davis 19-61; Lamb 1-16; Reed 2-6; Kelly 3-4; Gardner 3- (-1) DOLPHINS: Humphrey 8-22; Craver 2-13; Marino 1- (-2)
PASSING:	BILLS: Kelly 17-24-177-1 TD-2 INT DOLPHINS: Marino 22-45-268-1 TD-2 INT
RECEIVING:	BILLS: Thomas 5-70; Davis 4-52; Reed 3-25; Lofton 2-19; Mckeller 1-11; Metzelaars 1-6; Gardner 1- (-6) DOLPHINS: Jackson 5-71; Martin 3-55; Humphrey 5-41; Duper 2-36; Clayton 3-32; Banks 2-18; Craver 2-15

BILLS STARTING LINEUPS

OFFENSE: QB-Jim Kelly; RB-Thurman Thomas; WR-Andre Reed, James Lofton, Don Beebe; TE-Pete Metzelaars; LT- Will Wolford; LG- Jim Ritcher; C-Kent Hull; RG-Glenn Parker; RT-Howard Ballard.

DEFENSE: LE-Phil Hansen; NT-Jeff Wright; RE-Bruce Smith; ROLB-Darryl Talley; LOLB-Marcus Patton; LILB-Shane Conlan; RILB-Cornelius Bennett; LCB-James Williams; RCB-Nate Odomes; SS-Henry Jones; FS-Mark Kelso.

GAME NOTES

- QB Jim Kelly returned to the Bills' starting line up after suffering a knee injury in the regular season finale at Houston.
- Steve Christie's five FGs tied an NFL postseason record, while his 17-point output ranks as the third highest total in Bills' playoff history.

SUPER BOWL XXVIII

Date:.....January 30, 1994

Georgia Dome, Atlanta, GA

Capacity:.....70,500

Surface:AstroTurf

Will Call:TBA

Broadcast:Television-TBA/ CBS Radio

NFL Headquarters:Hyatt Regency
(404) 577-1234

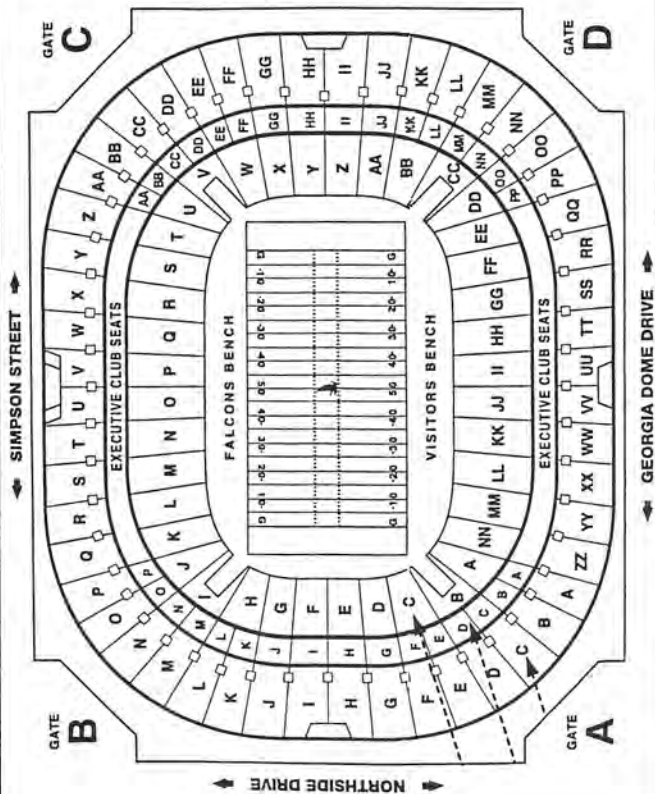
AFC Headquarters:Stouffer Waverly
(404) 953-4500

NFC Headquarters:Holiday Inn Crown Plaza
(404) 395-7700

AFC Practice Site:Georgia Tech.

NFC Practice Site:Falcons Facility

← MANGUM STREET →



**BILLS ALL-TIME AFC-NFC PRO BOWL PLAYERS
(1970-92)**

NAME	POS.	# OF APPEARANCES	SEASON(S)
Ballard, Howard	RT	1	1992
Bell, Greg	RB	1	1984
Bennett, Cornelius	LB	4	1988, 90-92
Butler, Jerry	WR	1	1980
Briscoe, Marlin	WR	1	1970
Conlan, Shane	LB	3	1988, 89, 90
Cribbs, Joe	RB	3	1980, 81, 83
DeLamielleure, Joe	G	5	1975, 76, 77, 78, 79
Foley, Dave	T	1	1973
Greene, Tony	S	1	1977
Hill, J.D.	WR	1	1972
Hull, Kent	C	3	1988, 89, 90
James, Robert	CB	3	1972, 73, 74
Jones, Henry	SS	1	1992
Kelly, Jim	QB	3	1987, 90 (MVP)-92^
Lewis, Frank	WR	1	1981
Lofton, James	WR	8**	1979-80, 82-86, 91
Norwood, Scott	K	1	1988
Odomes, Nate	CB	1	1992
Reed, Andre	WR	5	1988-92
Ritcher, Jim	G	2	1991-92
Simpson, O.J.	RB	5	1972, 73, 74, 75, 76
Smerlas, Fred	NT	5	1980, 81, 82, 83, 88
Smith, Bruce	DE	4	87, 88 (MVP), 89-91, 92^
Talley, Darryl	LB	2	1990, 91
Tasker, Steve	ST*	4	1987, 90-92 (MVP)
Thomas, Thurman	RB	3	1989, 90-91, 92^
Williams, Ben	DE	1	1982
Wolford, Will	OT	1	1990, 92^

(MVP) = Most Valuable Player

ST* = Special Teams

^Selected, but did not play due to injury

NOTES:

Most Appearances:	8	**James Lofton
	5	Joe DeLamielleure Andre Reed O.J. Simpson Fred Smerlas
Most Consecutive Appearances:	5	Joe DeLamielleure **James Lofton Andre Reed
	4	Cornelius Bennett, Bruce Smith, Fred Smerlas,
Most Appearances by a Defensive Player:	5	Fred Smerlas Bruce Smith
Most Appearances by a Offensive Player:	8	**James Lofton
	5	Joe DeLamielleure Andre Reed O.J. Simpson

** Lofton's totals include 7 appearances while with Green Bay.

COACH OF THE YEAR

Three Bills head coaches have been honored four times as the best in the National Football League.

Lou Saban	1964, 1965 (AFL)
Chuck Knox	1980
Marv Levy	1988

NATIONAL AWARD WINNERS

Year	Player/Coach	Award	Source
1964	Lou Saban	AFL Coach-of-the-Year	UPI
1965	Jack Kemp	AFL Most Valuable Player	AP, UPI
	Lou Saban	AFL Coach-of-the-Year	UPI
1966	Bobby Burnett	AFL Rookie-of-the-Year	AP, UPI
1970	Dennis Shaw	NFL Offensive Rookie-of-the-Year	AP
		AFC Rookie-of-the-Year	UPI
1972	O.J. Simpson	Player-of-the-Year	UPI
1973	O.J. Simpson	NFL Most Valuable Player	AP
		NFL Offensive Player-of-the-Year	AP
	Bills Off. Line	Player-of-the-Year	UPI
		Jim Thorpe Trophy-MVP	NEA
		Outstanding Blocker Award	Nat. 1000 Yard Club Fdn.
1975	O.J. Simpson	AFC Most Valuable Player	AP
		AFC Off. Player-of-the-Year	AP, UPI
		Jim Thorpe Trophy-AFC MVP	NEA
1979	Jim Haslett	Defensive Rookie-of-the-Year	AP
1980	Chuck Knox	AFC Coach-of-the-Year	PFWA
1987	Shane Conlan	NFL Rookie-of-the-Year	PFWA
		Defensive Rookie-of-the-Year	AP
	Bruce Smith	Defensive Player-of-the-Year	UPI
1988	Cornelius Bennett	AFC Co-Def. Player-of-the-Year	UPI
		AFC Linebacker-of-the-Year	NFLPA
		Marv Levy	AFC Coach-of-the-Year
	Bill Polian	NFL Executive-of-the-Year	The Sporting News
	Bruce Smith	AFC Co-Def. Player-of-the-Year	UPI
		Defensive Lineman-of-the-Year	NFLPA
1989	Bruce Smith	AFC Def. Lineman-of-the-Year	NFLPA
1990	Jim Kelly	Player-of-the-Year	Wash. TD Club
		Pro QB-of-the-Year	Nat. QB Club
	Marv Levy	AFC Coach-of-the-Year	Wash. TD Club
	Bruce Smith	Defensive Player-of-the-Year	AP, UPI
		Defensive Player-of-the-Year	Football News
		Defensive Player-of-the-Year	Pro F.B. Weekly
		Defensive Player-of-the-Year	101 Club
		Player-of-the-Year	Touchdown Magazine
		Defensive Lineman-of-the-Year	NFL Alumni
1991	Cornelius Bennett	AFC Defensive Player-of-the-Year	UPI
		Bill Polian	NFL Executive-of-the-Year
	Thurman Thomas	NFL Most Valuable Player	AP
		Most Valuable Player	PFWA
		Jim Thorpe Trophy-MVP	NEA
		Player-of-the-Year	The Sporting News
		Player-of-the-Year	Football News
		Player-of-the-Year	Pro F.B. Weekly
		Offensive Player-of-the-Year	AP
		Offensive Player-of-the-Year	College & Pro Football Weekly
		AFC Offensive Player-of-the-Year	UPI
		Pro Athlete-of-the-Year	Dunlop
1992	Steve Tasker	Pro Bowl Most Valuable Player	NFL

PRONUNCIATIONS

Awalt	A-walt	Myslinski	miss-LYN-ski
Beebe	Bee-bee	Odomes	O-dums
Fina	FEE-na	Parrella	pa-RELL-a
Goganious	GO-gay-nius	Paterra	pa-TEAR-a
Lacina	la-SEEN-a	Patton (Marvcus)	MARV-kus
Lingner	LING-nur	Reich	RIKE
Luneberg	LOON-berg	Ritcher	RICH-r
McKeller	mc-KELL-r	Schulz	SHULZ
Metzelaars	METZ-e-lars	Svobodny	sva-BOD-knee
Mohr	MORE	Wren	RENN

**BUFFALO BILLS
OFFENSIVE AND DEFENSIVE
"SHUTOUTS"**

SHUTOUTS Total: 18

Score	Opponent	Date
42-0	at Cleveland	Nov. 4, 1990
*38-0	INDIANAPOLIS	Sept. 20, 1992
37-0	NY JETS	Dec. 23, 1989
31-0	NY JETS	Sept. 6, 1981
29-0	at Miami	Nov. 6, 1966
28-0	GREEN BAY	Oct. 30, 1988
27-0	MIAMI	Nov. 29, 1987
#23-0	at San Diego	Dec. 26, 1965
20-0	BALTIMORE	Nov. 28, 1982
	HOUSTON	Nov. 10, 1985
14-0	at Cincinnati	Nov. 16, 1980
	NEW ENGLAND	Nov. 18, 1990
13-0	at Boston	Sept. 23, 1960
	PITTSBURGH	Dec. 12, 1982
12-0	OAKLAND	Oct. 5, 1963
6-0	BALTIMORE	Dec. 1, 1974
5-0	CINCINNATI	Oct. 22, 1978
3-0	ATLANTA	Oct. 1, 1977

HELD SCORELESS Total: 17

Score	Opponent	Date
+0-43	BALTIMORE	Oct. 10, 1971
0-34	at Miami	Nov. 7, 1971
0-31	NEW ENGLAND	Oct. 23, 1983
0-28	at Pittsburgh	Dec. 16, 1979
	*at Miami	Dec. 22, 1985
0-24	at Baltimore	Dec. 5, 1971
	at St. Louis	Nov. 15, 1981
0-23	BOSTON	Sept. 24, 1967
0-19	LA RAMS	Sept. 27, 1970
	+at Minnesota	Oct. 3, 1971
0-17	BALTIMORE	Oct. 1, 1972
	MIAMI	Nov. 18, 1973
0-13	at New Orleans	Nov. 4, 1973
	MIAMI	Sept. 18, 1977
0-12	MIAMI	Sept. 4, 1983
0-10	WASHINGTON	Dec. 4, 1977
0-7	CHICAGO	Oct. 7, 1979

- * Last time done
- # Playoff game
- +Back to back games

OVERTIME GAMES (9-3)

Date	Opponent	W-L	Score	Toss
Sun. Nov. 25, 1979	at New England Patriots	W	16-13	L
Sun. Dec. 7, 1980	LOS ANGELES RAMS	W	10-7	L
Sun. Sept. 27, 1981	at Cincinnati Bengals	L	27-24	W
Sun. Oct. 9, 1983	at Miami Dolphins	W	38-35	L
Sun. Sept. 14, 1986	at Cincinnati Bengals	L	33-36	W
Sun. Oct. 18, 1987	NEW YORK GIANTS	W	6-3	W
Sun. Oct. 25, 1987	at Miami Dolphins	W	34-31	W
Sun. Nov. 20, 1988	*NEW YORK JETS	W	9-6	L
Sun. Sept. 24, 1989	at Houston Oilers	W	47-41	L
Sun. Dec. 8, 1991	at Los Angeles Raiders	W	30-27	L
Sun. Nov. 29, 1992	at Indianapolis Colts	L	13-16	L
Sat. Jan. 3, 1993	**HOUSTON OILERS	W	41-38	L

*Clinched AFC Eastern Division Title
**AFC Wild Card Playoff Game

BUFFALO BILLS ALL-TIME TEAM RECORDS

(all regular season records)

* Denotes 1982 and 1987 strike seasons.

WINS AND LOSSES

MOST WINS, SEASON	MOST LOSSES, SEASON
13 (1990, 91)	14 1984, (85)
12 (64),(88); 11 (80, 92)	13 (71)
MOST CONSECUTIVE WINS	MOST CONSECUTIVE LOSSES
11 (12/8/63 to 11/8/64)	15 (11/22/70 to 11/21/71)
8 (9/29/90 to 11/18/90)	14 (10/10/76 to 11/9/77)

TEAM OFFENSE

SCORING

MOST POINTS	
SEASON 458 1991	GAME 58 vs. Miami, 9/18/66
428 (90)	52 vs. Pitt., 9/8/91
420 (75); 409 (89)	51 vs. Cincinnati, 9/9/79
	50 vs. KC, 10/3/76
FEWEST POINTS	
SEASON 150 (1982*)	GAME 0, 17 times (last: at Miami,
160 (77); 184 (71)	12/22/85)
MOST TOUCHDOWNS	
SEASON 58 (1991)	GAME 8 vs. Miami, 9/18/66
57 (75); 49 (89); 48 (64)	
FEWEST TOUCHDOWNS	
SEASON 18 (1982-9 games*)	
19 (77); 21 (71)	
MOST CONVERSIONS (PATs)	
SEASON 56 (1991)	GAME 7 vs. Pitt., 9/8/91
51 (75); 50 (90); 47 (64)	7 vs. Miami, 9/18/66
	6, 5 times (last: vs. Ind.,
	10/13/91)
FEWEST CONVERSIONS (PATs)	
SEASON 15 (1982-9 games*)	
17 (77); 20 (71)	
MOST FIELD GOALS ATTEMPTED	
SEASON 46 (1965)	GAME 7 at Hou., 12/5/65
38 (66); 37 (88)	7 vs. Hou., 10/30/60
FEWEST FIELD GOALS ATTEMPTED	
SEASON 13 (1978)	
16 (75); 17 (85),(77)	
MOST FIELD GOALS MADE	
SEASON 32 (1988)	GAME 5 vs. Pitts., 9/25/88
28 (65); 24 (92)	5 vs. Hou., 12/5/65
FEWEST FIELD GOALS MADE	
SEASON 9 (1982*, 77, 75, 62, 61)	

FIRST DOWNS

MOST FIRST DOWNS	
SEASON 359 (1991)	GAME 33 vs. Miami, 9/1/91
350 (92)	31 vs. Pitt., 9/8/91
334 (89)	31 vs. Pitt., 11/8/92
FEWEST FIRST DOWNS	
SEASON 159 (1968)	GAME 4 vs. Balt., 10/10/71
180 (82*); 185 (71)	
MOST 1st DOWNS RUSHING	
SEASON 162 (1975); 152 (73)	GAME 20 vs. Denver, 10/5/75
FEWEST 1st DOWNS RUSHING	
SEASON 46 (1964; 65 ;67)	GAME 0 at Chic., 10/2/88
	0 vs. Balt., 10/10/71
	0 at Miami, 12/20/70
MOST 1st DOWNS PASSING	
SEASON 208 (1991); 192 (92);	GAME (Defensive High)
177 (89); 171 (83)	21 at Ind., 10/8/89
	21 vs. Miami, 10/4/92

ALL-TIME TEAM RECORDS



FIRST DOWNS, *continued*

FEWEST 1st DOWNS PASSING

SEASON	60 (1973)	GAME	0 vs. NY Jets, 9/29/74
	72 (68); 84 (82*)		0 at Clev., 11/17/74

MOST 1st DOWNS PENALTY

SEASON	38 (83),(86)	GAME	8 vs. Hou., 9/20/87*
	32 (87*)		

FEWEST 1st DOWNS PENALTY

SEASON	7 (1973)
	11 (64); 12 (70, 77)

TOTAL OFFENSE

MOST YARDS

SEASON	6252 (1991)	GAME	582 vs. Miami, 9/1/91
	5887 (92); 5853 (89)		565 at Hou., 10/11/64
	5640 (81); 5467 (75)		537 vs. Pitt., 9/8/91
			527 vs. NY Jets, 10/24/64

FEWEST YARDS

SEASON	2870 (1968)	GAME	49 vs. Balt., 10/10/71
	2927 (1982*)		64 at Minn., 10/3/71
	3326 (1971)		76 at Miami, 10/21/73

RUSHING

MOST RUSHING PLAYS

SEASON	605 (1973)	GAME	65 vs. KC, 10/29/73
	603 (1980)		64 vs. NY Jets, 9/21/75
	588 (1975)		62 at NY Jets, 12/16/73

FEWEST RUSHES

SEASON	319 (1982*)	NON-STRIKE SEASON	320 1971
			367 1970

MOST YARDS RUSHING

SEASON	3088 (1973)	GAME	366 vs. NY Giants, 11/26/78
	2974 (1975)		360 at NE, 9/16/73

FEWEST YARDS RUSHING

SEASON	1211 (1960)	GAME	0 at Chic., 10/2/88
	1271 (1967)		4 vs. Balt., 10/10/71

MOST TOUCHDOWNS RUSHING

SEASON	26 (1975)	GAME	5 vs. NY Jets, 12/8/63;
	25 (1964)		vs. Giants, 11/26/78;
	21 (1963)		vs. Cincinnati, 9/9/79

FEWEST TOUCHDOWNS RUSHING

SEASON	3 (1977)
	4 (83); 6 (71)

PASSING

MOST PASSES ATTEMPTED

SEASON	588 (1984)	GAME	58 at Cinci., 12/16/84
	571 (83); 517 (85)		58 vs. Miami, 10/4/92
			55 at Miami, 10/9/83

FEWEST PASSES ATTEMPTED

SEASON	213 (1973)	GAME	2 vs. NY Jets, 9/29/74
	251 (74); 273 (82*)		5 at NY Jets, 12/16/73

MOST COMPLETIONS

SEASON	332 (1991)	GAME	38 at Miami, 10/9/83
	317 (83)		36 at Cinn., 12/16/84
	298 (84); 294 (86)		33 at Raiders, 12/8/91
			31, 5 times (last: 9/8/91 vs. Pitt.)

FEWEST COMPLETIONS

SEASON	96 (1973)	GAME	0 vs. NY Jets, 9/29/74
	128 (74); 149 (82*)		1 at Clev., 11/24/74
			2 vs. NE, 12/9/73

MOST NET YDS GAINED PASSING

SEASON	3871 (1991)	GAME	407 at Miami, 10/9/83
	3589 (89)		405 at Hou., 10/11/64
	3515 (81); 3363 (86)		397 vs. Miami, 9/1/91
			392 vs. Cinn., 10/21/91

ALL-TIME TEAM RECORDS



PASSING, *continued*

FEWEST YARDS GAINED PASSING

SEASON	997 (1973)	GAME	-19 vs. Oak., 9/15/68
	1343 (68); 1492 (74)		0 vs. NY Jets, 9/29/74
			1 at Miami, 10/21/73

MOST TOUCHDOWN PASSES

SEASON	39 (1991)	GAME	6 vs. Pitt., 9/8/91
	32 (89); 30 (83)		5, 4 times (last: 10/21/91
	28 (90),(75)		vs. Raiders.)

FEWEST TOUCHDOWN PASSES

SEASON	4 (1973)
	7 (68); 8 (82*)

TIMES SACKED

MOST	FEWEST	MOST
SEASON	SEASON	GAME
60 (1984)	12 1982*	11 vs. Oak.,
53 (70)	16 (81),(66)	10/15/67

INTERCEPTIONS THROWN

MOST	FEWEST
SEASON	SEASON
34 (64), (67)	11 1990
32 (71)	14 (73); 15 (74),(79)
MOST	
GAME	
6 vs. Den., 9/18/60	
6 vs. Hou., 11/10/74	
6 vs. Miami, 11/21/82*	

PUNTING

MOST PUNTS	FEWEST PUNTS
SEASON	SEASON
100 (1968)	35 (1982*)
96 (79); 92 (85)	52 (91); 60 (92)
GAME	GAME
11 vs. Oak., 10/15/67	0 at NE, 11/3/74
11 at Hou., 12/7/68	0 vs. Indi., 9/9/90
11 at Dallas, 11/15/76	0 at San Fran., 9/13/92

PUNT RETURNS

MOST PUNT RETURNS	FAIR CATCHES
SEASON	MOST (FC)
56 (1974)	SEASON
47 (67); 46 (64)	34 1961
GAME	22 (60),(63)
9 at Hou., 10/11/64	18 (64),(72)
9 vs. Pitts., 12/12/82*	FEWEST (FC)
FEWEST PUNT RETURNS	SEASON
SEASON	4 1974
19 (1961)	5 (83); 6 (68),(85)
24 (62); 25 (72)	MOST YARDS ON PUNT RET.
MOST YARDS ON PUNT RET.	SEASON
SEASON	464 (1992); 460 (74)
421 (64); 411 (66)	GAME
FEWEST YDS. ON PUNT RET.	107 at Hou., 10/15/78
SEASON	103 vs. Miami, 9/18/66
119 (1982*)	BEST AVG. (PUNT RET.)
152 (88); 163 (62)	SEASON
	11.9 1977
	10.8 (91, 92); 10.6 (65)

KICKOFF RETURNS

MOST KICKOFF RETURNS	FEWEST KICKOFF RETURNS
SEASON	SEASON
76 (1984)	36 (1982*); 40 (92);
75 (76); 74 (71)	42 (73); 45 (87*, 65)
GAME	GAME
10 at Balt., 12/12/76	217 at Seattle, 10/30/77
9 at Seattle, 10/30/77	208 at Balt., 12/12/76
MOST YARDAGE ON KICKOFF RETURNS	FEWEST YARDS ON KICKOFF RETURNS
SEASON	SEASON
1673 (1971)	758 (1992); 792 (82*)
1594 (76); 1537 (68)	827 (80); 872 (87*)

ALL-TIME TEAM RECORDS



KICKOFF RETURNS, *continued*

BEST AVERAGE (KO RETURNS)

SEASON	23.8 (1969)
	23.5 (75); 23.2 (72)

FUMBLES

MOST FUMBLES LOST

SEASON	27 (1970)
	26 (76); 25 (65)
GAME	6 vs. Den., 12/2/79

OPP. FUMBLES RECOVERED MOST

SEASON	23 (1976)
	21 (84); 20 (75),(80)
GAME	7 vs. Cincinnati, 11/30/69

FEWEST

SEASON	8 (1972,82*,86)
--------	-----------------

PENALTIES

MOST PENALTIES

SEASON	144 (1983)
	132 (85); 121 (84),(86)

GAME	19 at Miami, 12/22/85
	15, 3 times (last at Atl., 12/18/83)

FEWEST PENALTIES

SEASON	57 (1960)
	62 (66); 65 (61)

GAME	1, 10 times
	(last at New England, 11/24/91)

MOST YARDS PENALIZED

SEASON	1108 (1970)
	1103 (78); 1094 (83)

GAME	159 vs. Boston, 11/29/70
	144 vs. Miami, 11/5/67
	137 vs. Clev., 10/23/77

FEWEST YARDS PENALIZED

SEASON	511 (1964)
	549 (61); 582 (82*)

GAME	4 at San Diego, 10/5/80
	5 vs. Minn., 9/4/88

TEAM DEFENSE

FEWEST POINTS ALLOWED

SEASON	154 (1982*)
	226 (65); 230 (73)

GAME	0, 17 times
	(last: vs. Ind., 9/20/92)

MOST POINTS ALLOWED

SEASON	454 (1984)
	394 (71); 381 (85)

GAME	58 at Balt., 12/12/76
	56 at Seattle, 10/30/77
	48 vs. Oak., 9/15/68

MOST FIRST DOWNS ALLOWED

SEASON	345 (1984); 335 (91);
	334 (86); 332 (83)

GAME	34 at Cinn., 11/27/88
	34 at Cinn., 11/17/75

FEWEST FIRST DOWNS ALLOWED

SEASON	151 (1982*)
	191 (66); 200 (61)

GAME	5 at Hou., 10/11/64
------	---------------------

MOST RUSHING 1st DOWNS ALLOWED

SEASON	171 (1978)
	148 (83); 142 (85)

GAME	19 vs. Oak., 11/28/77
------	-----------------------

FEWEST RUSHING 1st DOWNS ALLOWED

SEASON	48 (1964)
	49 (66); 61 (61)

GAME	0 vs. NE, 10/26/82*
	0 at NY Jets, 10/30/66

MOST PASSING 1st DOWNS ALLOWED

SEASON	204 (1986)
	186 (84); 185 (92)

GAME	24 vs. Hou., 11/1/64
	24 vs. Miami, 11/16/86

FEWEST PASSING 1st DOWNS ALLOWED

SEASON	72 (1982*, 68)
	95 (72); 97 (74)

GAME	0 vs. Chi., 10/7/79
	0 vs. Hou., 11/10/85

MOST PENALTY 1st DOWNS ALLOWED

SEASON	39 (1988)
	36 (83); 31 (81),(91)

GAME	7, 3 times (last: at Miami, 10/9/83)
------	--------------------------------------

FEWEST PENALTY 1st DOWNS ALLOWED

SEASON	11 (1966)
	12 (60); 13 (64),(69)

FEWEST YARDS ALLOWED

SEASON	2334 (1982*)
	3474 (74); 3477 (67)

GAME	88 vs. Balt., 11/28/82*
	94 vs. Pitts., 12/12/82*
	104 vs. KC, 10/29/73

MOST YARDS ALLOWED

SEASON	5809 (1983)
	5582 (84); 5540 (85)

GAME	598 at San Fran., 9/13/92
	559 at Seattle, 10/30/77
	551 at Dal. Texans, 9/30/62

ALL-TIME TEAM RECORDS



TEAM DEFENSE, *continued*

FEWEST RUSHES BY OPPONENT

SEASON	268 (1982*)	GAME	7 vs. Oak., 10/5/63
	300 (64); 344 (66)		9 at NY Jets, 10/30/66
			10 vs. Den., 9/15/62

MOST RUSHES BY OPPONENT

SEASON	677 (1978)	GAME	64 at Oak., 11/28/77
	617 (79); 589 (77)		62 vs. Chic., 10/7/79
			55 at NE, 10/11/87*

FEWEST YARDS RUSHING ALLOWED

SEASON	913 (1964)	GAME	-11 at LA Chargers, 11/20/60
	1034 (82*); 1051 (66)		5 at NY Jets, 10/30/66
			24 vs. Oak., 10/5/63
			24 vs. Hou., 9/25/66

MOST YARDS RUSHING ALLOWED

SEASON	3228 (1978)	GAME	320 at Dal. Texans, 9/30/62
	2503 (83); 2496 (71)		309 at Clev., 10/29/78
			307 at Oak., 11/28/77

FEWEST PASSES BY OPPONENT

SEASON	256 (1982*)	GAME	7 vs. Cinn., 11/30/69
	303 (71); 308 (72)		8 vs. Chi., 10/7/79
			10, 3 times (last vs. Phx., 11/11/90)

MOST PASSES BY OPPONENT

SEASON	570 (1986)	GAME	68 vs. Hou., 11/1/64
	536 (91);		56 vs. Den., 9/15/62
	517 (64); 508 (89)		54 vs. Hou., 9/25/66

FEWEST COMPLETIONS ALLOWED

SEASON	114 (1982*)	GAME	2 vs. Cinn., 11/30/69
	131 (72); 143 (68)		2 vs. NY Jets, 9/29/74
			3 vs. Balt., 11/28/82*

MOST COMPLETIONS ALLOWED

SEASON	343 (1986)	GAME	39 vs. Miami, 11/16/86
	305 (92); 300 (84);		37 vs. Hou., 11/1/64
	299 (91); 286 (83)		30 at Cinn., 11/17/75

FEWEST YARDS ALLOWED PASSING

SEASON	1300 (1982*)	GAME	-2 vs. Pitts., 12/12/82*
	1620 (74); 1825 (67)		1 at Balt., 10/13/74
			18 vs. Chi., 10/7/89

MOST YARDS ALLOWED PASSING

SEASON	3802 (1986)	GAME	464 vs. Hou., 10/29/61
	3476 (84);		441 at Cinn., 11/17/75
	3414 (91); 3306 (83)		439 at San Fran., 9/13/92

LOWEST PCT. OF COMP.

SEASON	42.1 (1968)
	42.5 (72); 43.0 (67)

HIGHEST COMPLETION PCT.

SEASON	60.6 (1984); 60.2 (86)
	59.8 (92); 59.6 (83)

SACKS OF OPPONENTS

MOST

SEASON	50 (1964)
	47 (81); 46 (88)

FEWEST

SEASON	12 (1982*)
	17 (77); 22 (72),(78)

MOST

GAME	11 at Den., 12/13/64
------	----------------------

INTERCEPTIONS

MOST INTERCEPTIONS BY DEFENSE

SEASON	36 (1962)	GAME	6, 4 times (last: at Boston, 12/9/67)
	33 (60); 32 (65)		

FEWEST INTERCEPTIONS BY DEFENSE

SEASON	10 (1986)
	11 (70),(71); 13 (83),(82*)

MOST YARDS ON INTERCEPTION RETURNS BY DEFENSE

SEASON	505 (1962)	GAME	235 vs. NY Jets, 9/29/68
	475 (68); 472 (66)		

FEWEST YARDS ON INTERCEPTION RETURNS BY DEFENSE

SEASON	89 (1986)
	93 (87*),(71)

BILLS ALL-TIME INDIVIDUAL RECORDS

(all regular season unless noted)

SERVICE

MOST SEASONS

13 Joe Devlin, T/G (76-82; 84-89)	11 Fred Smerlas, NT (79-89)
13 JIM RITCHER, G (80-92)	11 Ken Jones, T (76-86)
12 Steve Freeman, S (75-86)	11 Reggie McKenzie, G (72-82)
12 Joe Ferguson, QB (73-84)	11 Mike Stratton, LB (62-72)

(NOTE: all consecutive seasons except J. Devlin)

MOST GAMES (130 or more)

*207 JIM RITCHER, G (80-92)	*161 Ken Jones, T (76-86)
*197 Joe Devlin, T/G (76-82, 84-89)	*154 Charles Romes, CB (77-86)
*181 Steve Freeman, S (75-86)	*150 Ben Williams, DE (76-85)
*169 DARRYL TALLEY (83-92)	*149 Reggie McKenzie, G (72-82)
*168 Fred Smerlas, NT (79-89)	*142 Mike Stratton, LB (62-72)
*168 Joe Ferguson, QB (73-84)	*137 Pete Metzelaars, TE (85-92)
	*135 ANDRE REED, WR (85-92)

MOST CONSECUTIVE GAMES

*169 DARRYL TALLEY, LB (83-92)	*140 Reggie McKenzie, G (72-82)
*155 Fred Smerlas, NT (79-89)	*140 JIM RITCHER, G (80-92)
*154 Charles Romes, CB (77-86)	*129 Jim Dunaway, DT (61-69)
*147 Steve Freeman, S (75-84)	

* Includes playoff games

SCORING

TOTAL POINTS

CAREER

670 Scott Norwood, K (85-91)
420 OJ Simpson, RB (69-77)
369 John Leyboldt, K (71-76)
318 ANDRE REED, WR (85-92)
306 THURMAN THOMAS, RB (88-92)

SEASON

138 OJ Simpson, 1975
129 Scott Norwood, 1988
128 C. Gilchrist, 1962

GAME

30 C. Gilchrist vs. NY Jets, 12/8/63
24 D. BEEBE vs. Pitt., 9/8/91
24 J. Butler vs. NY Jets, 9/23/79
24 R. Hooks vs. Cincinnati, 9/9/79
24 OJ Simpson vs. New Eng., 11/23/75
24 T. THOMAS vs. LA Rams, 9/6/92

CONSECUTIVE GAMES SCORED

*101 S. Norwood, from 9/9/86 (vs. NY Jets) to 1/26/92 (SB XXVI)
33 J. Leyboldt, from 11/25/73 (at Balt.) to 9/13/76 (vs. Miami)

* Includes playoff games

TOUCHDOWNS

CAREER

70 OJ Simpson (69-77)
53 ANDRE REED (85-92)
51 THURMAN THOMAS (88-91)
39 Elbert Dubenion (60-67)

SEASON

23 OJ Simpson, 1975
15 Cookie Gilchrist, 1962
14 Robb Riddick, 1988
14 C. Gilchrist, 1963

GAME

5 C. Gilchrist vs. NY Jets, 12/8/63
4 D. BEEBE vs. Pitt., 9/8/91
4 J. Butler vs. NY Jets, 9/23/79
4 R. Hooks vs. Cincinnati, 9/9/79
4 OJ Simpson vs. New Eng., 11/23/75
4 T. THOMAS vs. LA Rams, 9/6/92

CONSECUTIVE GAMES TD SCORED

14 OJ Simpson, from 9/21/75 (vs. NY Jets) to 12/20/75 (vs. Minn.)

POINTS AFTER TDS (PATs)

CAREER

271 Scott Norwood (85-91)
147 John Leyboldt (71-76)
95 Nick Mike-Mayer (79-82)

SEASON

56 S. Norwood, 1991
51 J. Leyboldt, 1975
48 S. Norwood, 1990

GAME

7 Booth Lustig vs. Miami, 9/18/66
7 S. Norwood vs. Pitt., 9/8/91
6, Ten times (last : S. Norwood, 10/13/91 vs. Indianapolis)

CONSECUTIVE PATs

118 S. Norwood 11/9/86 (vs. Pitt.) to 12/4/89 (at Sea.)
68 S. Norwood 10/28/90 (at N.E.) to 11/3/91 (vs. N.E.)
66 P. Gogolak 10/3/64 (vs. Oak) to 12/12/65 (vs. KC)
38 J. Leyboldt 11/5/72 (vs. Miami) to 12/16/73 (at NY Jets)

SCORING, *continued***MOST FIELD GOALS****CAREER**

133 Scott Norwood (85-91)
74 John Leypoldt (71-76)
48 Nick Mike-Mayer (79-82)

SEASON

32 S. Norwood, 1988
28 P. Gogolak, 1964
24 S. Christie, 1992

GAME

5 P. Gogolak at Hou., 12/5/65
5 S. Norwood vs. Pitts., 9/25/88

CONSECUTIVE FIELD GOALS

13 S. Norwood 9/4/88 (vs. Minn.) to 10/2/88 (at Chi.)
11 S. Norwood 10/9/88 (vs. Indy) to 11/14/88 (at Miami)
10 S. Christie 11/16/92 (at Miami) to 12/20/92 (at N.O.)
10 S. Norwood 9/8/85 (vs. SD) to 11/3/85 (vs. Cinn.)

LONGEST FIELD GOAL

54 S. Christie at Miami, 11/16/92
52 S. Norwood at NY Jets, 9/15/91
52 Joe Danelo vs. NY Jets, 9/23/84
52 John Leypoldt vs. Balt., 10/14/73
52 Grant Guthrie at Pitts., 10/11/70
52 S. Christie vs. Indy, 9/20/92
52 S. Christie at Indy, 11/29/92

MISCELLANEOUS SCORING (RETURNS)**FUMBLE RECOVERY FOR TD**

accomplished 31 times (last: MIKE LODISH at New England 9/27/92)

LONGEST FUMBLE REC. TDS

87 Dave Kilson 9/25/83 vs. Hou.
61 Don Wilson 12/15/85 at Pitts.
56 MARK KELSO 11/15/87 at Clev.

BLOCKED FIELD GOAL FOR TD

C. BENNETT vs. Den., 9/30/90 (80 yds)
M. KELSO at Hou., 9/24/89 (76 yds)
C. Romes vs. Miami, 9/2/79 (76 yds)
J. Dunaway vs. NY Jets, 11/13/66 (72 yds)

BLOCKED PUNT FOR TD

Accomplished 6 times (last: J. WILLIAMS (38 yds) vs. Raiders, 10/7/90)

SAFETIES

Accomplished 20 times (last: CHRIS HALE vs. New England, 11/1/92)

RUSHING**MOST ATTEMPTS****CAREER**

2123 OJ Simpson (69-77)
1376 THURMAN THOMAS (88-92)
1082 Joe Cribbs (80-83, 85)

GAME

39 OJ Simpson vs. KC, 10/29/73
37 T. THOMAS vs. Pitt., 11/8/92
36 C. Gilchrist vs. NY Jets, 12/8/63

SEASON

332 OJ Simpson, 1973
329 OJ Simpson, 1975
312 T. THOMAS, 1992

MOST YARDS GAINED**CAREER**

10,183 OJ Simpson (69-77)
6,316 THURMAN THOMAS (88-92)
4,445 J. Cribbs (80-83, 85)

GAME

273 OJ Simpson at Det., 11/25/76243
250 OJ Simpson at New Eng., 9/16/73
243 C. Gilchrist vs. NY Jets, 12/8/63

SEASON

2,003 OJ Simpson, 1973
1,817 OJ Simpson, 1975
1,503 OJ Simpson, 1976

MOST 100 YARD GAMES (CAREER)

41 OJ Simpson (69-77)
29 T. THOMAS (88-92)
13 J. Cribbs (80-83, 85)

LONGEST SCORING RUNS

94 OJ Simpson vs. Pitts., 10/29/72
88 OJ Simpson vs. Pitts., 9/28/75
85 Greg Bell vs. Dallas, 11/18/84

LONGEST NON-SCORING RUNS

75 Terry Miller vs. Green Bay, 11/18/79
72 Wayne Patrick vs. Boston 10/11/69

BEST RUSHING AVERAGE (Min. 200 atts.)**CAREER**

4.80 OJ Simpson, 1969-77
4.66 K. DAVIS, 1989-92
4.59 T. THOMAS, 1988-92

GAME (min. 10 atts.)

13.45 W. Carlton at Houston, 12/5/65
11.89 T. THOMAS at Jets, 9/24/90

SEASON (min. 50 atts.)

6.03 OJ Simpson, 1973
5.64 W. Carlton, 1962
5.52 OJ Simpson, 1975

RUSHING, *continued***MOST RUSHING TDS**

CAREER

57 OJ Simpson, 1969-77
 35 T. THOMAS, 1988-92
 31 C. Gilchrist, 1962-64

SEASON

16 OJ Simpson, 1975
 13 C. Gilchrist, 1962
 12 R. Riddick, 1988

GAME

5 C. Gilchrist vs. NY Jets, 12/8/63
 4 R. Hooks vs. Cincinnati, 9/9/79
 3 on four occasions:
 last time: T. Thomas vs. Rams, 9/6/92

CONSECUTIVE GAMES TD RUSHING

7 OJ Simpson, 11/9/75 (vs. Balt.) to 12/20/75 (vs. Minn.)
 7 C. Gilchrist, 9/30/62 (at Texans) to 11/11/62 (at SD)

PASSING**MOST ATTEMPTS**

CAREER

4166 J. Ferguson (73-84)
 3024 J. KELLY (86-92)
 2240 J. Kemp (62-69)

SEASON

508 J. Ferguson, 1983
 498 J. Ferguson, 1981
 480 J. KELLY, 1986

GAME

55 J. Ferguson at Miami, 10/9/83
 52 J. KELLY at Raiders, 12/8/91
 49 J. Kemp vs. Denver, 12/2/69
 49 J. Green vs. Houston, 10/30/60

MOST COMPLETIONS

CAREER

2188 J. Ferguson (73-84)
 1824 J. KELLY (86-92)
 1040 J. Kemp (62-69)

SEASON

304 J. KELLY, 1991
 285 J. KELLY, 1986
 281 J. Ferguson, 1983
 269 J. KELLY, 1988, 1992

GAME

38 J. Ferguson at Miami, 10/9/83
 33 J. KELLY at Raiders, 12/8/91
 31 J. KELLY vs. Pitt, 9/8/91
 31 J. Ferguson vs. NY Jets, 9/23/84
 31 V. Ferragamo vs. San Diego, 9/8/85

MOST YARDS PASSING

CAREER

27,590 J. Ferguson (73-84)
 23,030 J. KELLY (86-92)
 15,138 J. Kemp (62-69)

SEASON

3,844 J. KELLY, 1991
 3,652 J. Ferguson, 1981
 3,593 J. KELLY, 1986
 3,572 J. Ferguson, 1979

GAME

419 J. Ferguson at Miami, 10/9/83
 403 J. KELLY at San Fran., 9/13/92
 392 J. KELLY vs. Cincinnati, 10/21/91
 381 J. KELLY vs. Miami, 9/1/91

MOST 300 YARD GAMES (CAREER)

20 J. KELLY (86-92)
 10 J. Ferguson (73-84)
 3 J. Kemp (62-69)
 3 D. Shaw (70-73)

MOST TOUCHDOWN PASSES

CAREER

181 J. Ferguson (73-84)
 161 J. KELLY (86-91)
 77 J. Kemp (62-69)

SEASON

33 J. KELLY 1991
 26 J. Ferguson, 1983
 25 J. KELLY, 1989
 25 J. Ferguson, 1975

GAME

6 J. KELLY vs. Pitt., 9/8/9
 5 J. KELLY vs. Cincinnati, 10/21/91
 5 J. KELLY at Houston, 9/24/89
 5 J. Ferguson at Miami, 10/9/83
 5 J. Ferguson vs. N.Y. Jets, 9/23/79

MOST PASSES HAD INTERCEPTED

CAREER

190 J. Ferguson (73-84)
 132 J. Kemp (62-69)
 108 J. KELLY (86-91)

SEASON

26 D. Shaw, 1971
 26 J. Kemp, 1967
 26 J. Kemp, 1964

GAME

6 J. Ferguson vs. Houston, 11/10/74
 5, Five times (last: J. Ferguson, 11/27/83
 at LA Rams)

LOWEST INTERCEPTION PCT.CAREER (*min. 250 atts.*)

3.57 J. KELLY (86-92)
 4.24 J. Green (60-61)
 4.56 J. Ferguson (73-84)

SEASON (*min. 100 atts.*)

0.66 J. Ferguson, 1976
 2.60 J. KELLY, 1990
 2.63 J. KELLY, 1987

PASSING, *continued***MOST CONSECUTIVE GAMES TD PASS THROWN**

18 J. KELLY 11/2/86 (at Tampa) to 12/14/87 (at Indi.)

LONGEST PASS PLAY

94 J. Kemp-G. Bass at Houston, 10/11/64

92 J. Ferguson-F. Lewis at Miami, 9/17/78

89 J. Kemp-E. Dubenion at Kansas City, 10/13/63

BEST PASSING PERCENTAGE*CAREER (min. 250 atts.)*

60.32 (1824 of 3024) J. KELLY (86-92)

58.14 (150 of 258) F. REICH (85-92)

52.95 (485 of 916) D. Shaw (70-73)

52.52 (2188 of 4166) J. Ferguson (73-84)

SEASON (min. 250 atts.)

64.14 J. KELLY, 1991 (304 of 474)

63.29 J. KELLY, 1990 (219 of 346)

59.67 J. KELLY, 1987 (250 of 419)

RECEIVING**MOST RECEPTIONS***CAREER*

534 ANDRE REED (85-92)

296 Elbert Dubenion (60-67)

295 Bob Chandler (71-78)

SEASON

88 A. REED, 1989

81 A. REED, 1991

71 A. REED, 1988

71 A. REED, 1990

GAME

13 T. THOMAS at NY Jets, 9/15/91

13 A. REED vs. Den., 9/18/89

13 Greg Bell vs. SD, 9/8/85

12 Glenn Bass at Oak., 12/3/61

12 Bill Miller vs. Oak., 10/5/63

MOST PASS RECEPTION YARDAGE*CAREER*

7379 A. REED (85-92)

5309 E. Dubenion (60-67)

4638 F. Lewis (78-83)

SEASON

1312 A. REED, 1989

1244 F. Lewis, 1981

1139 E. Dubenion, 1964

GAME

255 J. Butler vs. NY Jets, 9/23/79

231 G. Bass at NY Jets, 11/8/64

220 J. Lofton vs. Cinci., 10/21/91

218 E. Dubenion vs. NY Jets, 10/24/64

MOST TOUCHDOWN PASSES CAUGHT*CAREER*

52 A. REED (85-92)

35 E. Dubenion (60-67)

34 B. Chandler (71-78)

SEASON

10 A. REED, 1991

10 B. Chandler, 1976

10 E. Dubenion, 1964

9 A. REED, 1989

GAME

4 D. BEEBE vs. Pitt., 9/8/91

4 J. Butler vs. NY Jets, 9/23/79

3 J. Cribbs vs. Clev., 11/1/81

3 B. Chandler vs. KC, 10/3/76

3 W. Carlton vs. Oak., 10/23/60

MOST CONSECUTIVE GAMES CAUGHT TD PASS

5 E. Dubenion 9/26/64 (vs. SD) to 10/24/64 (vs. NY Jets)

MOST CONSECUTIVE GAMES CAUGHT PASS

42 A. REED 11/30/86 (at KC) to 10/22/89 (vs. NY Jets)

42 E. Dubenion 11/5/61 (vs. Oak.) to 11/1/64 (vs. Hou.)

37 Marlin Briscoe 10/19/69 (at Oak.) to 12/19/71 (at KC)

MOST 100 YARD GAMES (CAREER)

21 A. Reed (85-92)

16 E. Dubenion (60-68)

14 F. Lewis (78-83)

HIGHEST AVERAGE GAIN*CAREER (min. 100 rec.)*

18.00 J. Lofton (89-92)

18.09 Haven Moses (68-72)

17.94 E. Dubenion (60-68)

17.28 G. Bass (61-66)

SEASON (min. 24 rec.)

27.12 E. Dubenion, 1964

22.88 C. Burkett, 1986

20.86 G. Bass, 1964

INTERCEPTIONS**MOST PASSES INTERCEPTED***CAREER*

40 George Byrd (64-70)

37 Tony Greene (71-79)

30 MARK KELSO (86-92)

SEASON

10 Tom Janik, 1967

10 Billy Atkins, 1961

MOST PASSES INTERCEPTED, con't

GAME 3, eight times (last: Mark Kelso vs. Denver, 12/12/92)
INTERCEPTIONS, continued

MOST CONSECUTIVE GAMES PASSES INTERCEPTED

4 by five players: T. Janik (67), T. Greene (74),
 D. Harrison (75), M. Clark (77), J. Nixon (79-80).

MOST YARDS ON INTERCEPTIONS RETURNS

CAREER

666 George Byrd (64-70)
 628 Tony Greene (71-79)
 495 Tom Janik (65-68)

SEASON

263 H. JONES, 1992
 222 T. Janik, 1967
 180 M. KELSO, 1988
 178 G. Byrd, 1964

GAME

137 T. Janik vs. NY Jets, 9/29/68
 111 K. Lee vs. New Eng. 10/8/72
 105 H. JONES VS. INDY, 9/20/92

MOST TOUCHDOWNS ON INTERCEPTIONS

CAREER

5 George Byrd (64-70)
 5 Tom Janik (65-68)
 3 Steve Freeman (75-80)

SEASON

2 B. Edgerson, 1968
 2 T. Janik, 1967
 2 T. Janik, 1966
 2 H. JONES, 1992

GAME

2, H. JONES vs. INDY, 9/20/92

LONGEST INTERCEPTION RETURNS

101 T. Greene vs. KC, 10/3/76 (TD)
 100 T. Janik vs. NY Jets, 9/29/68 (TD)
 91 B. Edgerson vs. Hou., 11/1/64 (no TD)
 85 C. Romes vs. NY Jets, 9/10/78 (TD)

PUNTING

MOST PUNTS

CAREER

552 Paul Maguire (64-70)
 446 John Kidd (84-89)
 277 Greg Cater (80-83)

SEASON

100 Paul Maguire, 1968
 96 Rusty Jackson, 1979
 92 John Kidd, 1985

BEST AVERAGE

CAREER (min. 100 punts)

42.12 Paul Maguire (64-70)
 41.91 Billy Atkins (60-63)
 41.74 Marv Bateman (74-77)

SEASON (min. 40 punts)

44.50 P. Maguire, 1969
 44.48 B. Atkins, 1961
 43.12 P. Maguire, 1967

GAME

11 Marv Bateman at Dal., 11/15/76
 11 P. Maguire at Hou., 12/7/68
 11 P. Maguire vs. Oak., 10/15/67

GAME (min. 4 punts)

55.14 P. Maguire vs. Hou., 9/21/69
 (7 for 386)
 51.89 B. Atkins vs. Boston, 9/23/61
 (9 for 467)
 51.30 P. Maguire at SD, 9/4/66

LONGEST PUNTS

78 M. Bateman vs. Hou., 9/19/76
 78 P. Maguire vs. Hou., 9/21/69
 75 M. Bateman vs. Wash., 12/4/77

MOST PUNTS INSIDE 20-YARD LINE

CAREER

130 P. Maguire (64-70)
 111 John Kidd (84-89)
 65 Greg Cater (80-83)

SEASON

33 John Kidd, 1985
 24 Greg Cater, 1983
 24 P. Maguire, 1968
 23 P. Maguire, 1964

GAME

5, five times (last J. Kidd 10/29/89 vs. Miami)

* In-20 official NFL stat since 1976

PUNT BLOCKED

CAREER

5 M. Bateman (74-77)
 4 J. Kidd (84-89)

SEASON

2, Five times (last: J. Kidd, 1989)

GAME

1, 21 times (last: J. Kidd 9/24/89 at Hou.)

KICKOFF RETURNS

MOST RETURNS

CAREER

- 101 Keith Moody (76-79)
- 70 Charley Warner (64-66)
- 63 Robb Riddick (81-88)

SEASON

- 39 Van Williams, 1984
- 39 Max Anderson, 1968
- 37 Wallace Francis, 1974

GAME

- 8 Keith Moody at Seattle, 10/30/77
- 7 Van Williams at New Eng. 11/11/84
- 6, six times.

MOST YARDS KICKOFF RETURNS

CAREER

- 2168 K. Moody (76-79)
- 1792 C. Warner (64-66)
- 1634 W. Francis (73-74)

SEASON

- 971 M. Anderson, 1968
- 947 W. Francis, 1974
- 923 Vic Washington, 1975

GAME

- 185 K. Moody at Seattle, 10/30/77
- 179 C. Warner vs. NY Jets 10/30/66
- 179 V. Williams at New Eng. 11/11/84

HIGHEST AVERAGE

CAREER

- 30.00 OJ Simpson (69-77) 33 for 990
- 27.23 W. Francis (73-74) 60 for 1634
- 26.78 Mike Mosley (82-84) 27 for 723

SEASON

- 30.50 Ed Rutkowski, 1963 (13 for 396)
- 29.87 W. Francis, 1973 (23 for 687)
- 27.06 M. Mosley, 1982 (18 for 487)

GAME

- 70.50 OJ Simpson vs. NY Jets, 10/4/70 (2 for 141)
- 54.00 AL EDWARDS at Raiders, 12/8/91 (2 for 108)
- 52.33 M. Anderson (9/22/68 vs. Cincinnati)

MOST TOUCHDOWNS KICKOFF RETURNS

CAREER

- 3 C. Warner (64-66)
- 2 W. Francis (73-74)

SEASON

- 2 W. Francis, 1973
- 2 C. Warner, 1965

GAME

- 1, 13 times (last: A. EDWARDS 12/8/91 vs. Raiders)

LONGEST TOUCHDOWN KICKOFF RETURNS

- 102 C. Brown vs. Baltimore, 9/24/78
- 102 C. Warner at Boston, 11/7/65
- 101 W. Francis vs. Phila., 10/7/73

LONGEST NON-SCORING KICKOFF RETURNS

- 85 DON BEEBE at Atlanta, 11/5/89
- 79 Roland Hooks at Miami, 12/5/76
- 74 W. Francis at New Eng., 11/3/74

PUNT RETURNS

MOST RETURNS

CAREER

- 88 Keith Moody (76-79)
- 85 George Byrd (64-70)
- 68 Ed Rutkowski (63-68)
- 68 Donnie Walker (73-74)

SEASON

- 43 D. Walker, 1974
- 42 R. Riddick, 1983
- 38 K. Moody, 1979

GAME

- 8 Tommy Pharr at NY Jets, 10/25/70
- 7 CHRIS HALE vs. INDY, 9/20/92
- 6 D. Walker vs. Houston, 11/10/74
- 6 G. Byrd vs. Denver, 11/19/67
- 6 E. Rutkowski at Houston, 10/11/64

MOST FAIR CATCHES

CAREER

- 31 E. Rutkowski (63-68)
- 29 K. Moody (76-79)
- 23 R. Pitts (86-87)
- 23 G. Byrd (64-70)
- 17 G. Bass (61-66)

SEASON

- 17 G. Bass, 1961
- 13 J. Kulbacki, 1960
- 12 R. Pitts, 1987
- 11 R. Pitts, 1986

PUNT RETURNS, *continued*

MOST YARDS GAINED PUNT RETURNS

CAREER	SEASON
920 K. Moody (76-79)	384 D. Walker, 1974
594 D. Walker (73-74)	318 K. Moody, 1979
581 G. Byrd (64-70)	317 H. Clarke, 1964
GAME 97 H. Clarke 9/26/64 (vs. SD)	

HIGHEST AVERAGE

CAREER (<i>min. 20 returns</i>)
12.18 (38 for 463) CLIFFORD HICKS (90-92)
10.46 (24 for 251) CHRIS HALE (89-92)
10.45 (88 for 920) Keith Moody (76-79)
SEASON (<i>min. 15 returns</i>)
13.1 (15 for 196) K. Moody, 1977
12.6 (19 for 240) K. Moody, 1978
11.6 (18 for 209) E. Rutkowski, 1966

GAME
82.0 (1 for 82) K. Moody 10/15/78 (at Hou.)

MOST TOUCHDOWNS PUNT RETURNS

CAREER
3 K. Moody (76-79)
2 H. Clarke (64-68)
SEASON/GAME
1, 13 times (last: R. Pitts 11/2/86 at Tampa)

LONGEST SCORING PUNT RETURNS

- 91 K. Moody vs. Clev., 10/23/77
- 82 K. Moody at Hou., 10/15/78
- 82 H. Clarke at NY Jets, 11/3/68

LONGEST NON-SCORING PUNT RETURNS

- 59 C. HICKS at Raiders, 12/8/91
- 55 C. HICKS at Indianapolis, 12/15/91
- 54 T. Pharr at Boston, 11/1/70
- 52 D. Walker at NY Jets, 12/8/74

FUMBLES

MOST FUMBLES

CAREER	SEASON
76 J. Ferguson (73-84)	16 J. Cribbs, 1980
55 J. Kemp (62-69)	14 J. Ferguson, 1975
54 OJ Simpson (69-77)	14 J. Kemp, 1967

FUMBLE RECOVERIES

MOST OPP. REC. (Career)	MOST OPP. REC. (Season)
13 M. KELSO (86-92)	7 M. KELSO 1988
12 C. BENNETT (87-92)	5 R. McDole, 1965
12 J. Dunaway (63-71)	5 M. Krakau, 1976
11 T. Greene (71-79)	5 R. McClanahan, 1978

MOST OWN REC. (Career)

- 33 J. Ferguson (73-84)
- 26 J. Kemp (62-69)
- 11 J. KELLY (86-92)

MOST OWN REC. (Season)

- 7 J. Ferguson, 1977
- 6 J. Green, 1960

**"QUARTERBACK CRUSHERS'
BILLS SINGLE SEASON SACK RECORD**

NAME	SACKS	YEAR	POS.
BRUCE SMITH	19.0	1990	DE
BRUCE SMITH	15.0	1986	DE
BRUCE SMITH	14.0	1992	DE
BRUCE SMITH	13.0	1989	DE
BRUCE SMITH	12.0	1987	DE
Ben Williams	12.0	1980	DE
BRUCE SMITH	11.0	1988	DE
Ben Williams	10.5	1981	DE
Ben Williams	10.0	1983	DE
CORNELIUS BENNETT	9.5	1988	LB
CORNELIUS BENNETT	9.0	1991	LB
CORNELIUS BENNETT	8.5	1987	LB

OPPONENTS' RECORDS VS. BILLS

(Regular Season Single-Game Records)

MOST POINTS

- 24 Gino Cappelletti, Boston, 11/15/64
- 24 Calvin Hill, Dallas, 9/19/71
- 24 Lydell Mitchell, at Balt., 10/12/75
- 24 Chuck Foreman, Minn., 12/20/75
- 24 Clarence Williams, at S.D., 9/16/79

MOST TOUCHDOWNS

- 4 Calvin Hill, Dallas, 9/19/71
- 4 Lydell Mitchell, at Balt., 10/12/75
- 4 Chuck Foreman, Minn., 12/20/75
- 4 Clarence Williams, at S.D., 9/16/79

MOST FIELD GOALS

- 6 Jim Turner, at NY Jets, 11/3/68
- 5 on six occasions (last: Chip Lohmiller, at Wash., 12/30/90)

LONGEST FIELD GOAL

- 54 Garo Yepremian, at Mia., 10/22/72
- 54 Skip Butler, Houston, 9/19/76
- 54 Paul McFadden, at Atlanta, 11/4/89

SAFETY

done 17 times (last: Michael Brooks, Den., 9/18/89)

MOST RUSHING ATTEMPTS

- 39 Walter Payton, Chicago, 10/7/79
- 36 Eric Dickerson, at Indi., 12/18/88
- 35 Michael LeBlanc, at N.E., 10/11/87

MOST RUSHING YARDS

- 192 Freeman McNeil, at Jets, 9/15/85
- 185 Jim Nance, Boston, 9/24/67
- 177 O.J. Anderson, at St. Louis, 11/15/81
- 177 Bobby Humphrey, Den., 9/30/90

MOST TOUCHDOWNS RUSHING

- 4 Clarence Williams, at S.D., 9/16/79
- 4 Calvin Hill, Dallas, 9/19/71
- 3 done five times (last: Ickey Woods, at Cinci., 11/27/88)

LONGEST RUSH

- 85t Larry Garron, at Boston, 10/22/61
- 83t Tony Teresa, at Oakland, 11/13/60

MOST PASS ATTEMPTS

- 68 George Blanda, Houston, 11/1/64
- 56 Frank Tripucka, Denver, 9/15/62
- 54 Dan Marino, Miami, 11/16/86
- George Blanda, Houston, 9/25/66

MOST PASS COMPLETIONS

- 39 Dan Marino, Miami, 11/16/86
- 37 George Blanda, Houston, 11/1/64
- 30 Ken Anderson, at Cin., 11/17/75

HIGHEST COMPLETION PCT.

- (20 or more attempts)
- 78.79 (26 of 33) Joe Theismann, at Wash., 11/25/84
- 76.19 (16 of 21) Randall Cunningham, at Phil., 12/27/87
- 75.00 (24 of 32) Jim Plunkett, L.A. Raiders, 11/20/83

MOST PASSING YARDS

- 464 George Blanda, Houston, 10/29/61
- 449 Steve Young, at San Fran., 9/13/92
- 447 Ken Anderson, at Cin., 11/17/75
- 447 Frank Tripucka, Denver, 9/15/62

LONGEST PASS

- 96t Ken O'Brien to Wesley Walker Jets, 12/8/85
- 96t Frank Tripucka to Al Frazier, Denver, 9/15/62
- 95t Randall Cunningham to Fred Barnett, Phil., 12/2/90
- 85t Tom Flores to Charles Fuller, at Oakland, 11/5/61

MOST TOUCHDOWN PASSES

- 6 Daryle Lamonica, at Oak., 10/19/69
- 5 Gary Hogeboom, Indi., 10/4/87
- Babe Parilli, Boston, 11/15/64
- Frank Tripucka, at Den., 10/28/62

MOST INTs THROWN

- 6 George Blanda, Houston, 9/9/62
- 5 on nine occasions (last: Pete Liske, Denver, 9/28/69)

MOST PASS RECEPTIONS

- 12 Clark Gaines, NY Jets, 9/14/80
- 12 Charley Hennigan, Hou., 11/1/64
- 11 Art Monk, at Wash., 11/25/84
- 11 Tim Smith, Houston, 9/25/83
- 11 Chris Burford, Kansas City, 9/22/63

MOST YARDS RECEIVING

- 232 Charley Hennigan, Hou., 10/29/61
- 202 Mark Duper, at Miami, 10/9/83
- 199 Lionel Taylor, at Denver, 11/27/60

MOST TD PASSES CAUGHT

- 3 on six occasions
- (last: Wesley Walker, Jets, 9/23/84)

MOST INTERCEPTIONS

- 4 Austin (Goose) Gonsoulin, Denver, 9/18/60
- 3 on 10 occasions
- (last: Louis Oliver, Miami, 10/4/92)

LONGEST INT RETURNS

- 103t Louis Oliver, Miami, 10/4/92
- 86 Dick Anderson, at Miami, 12/20/70
- 80t Keith Taylor, at Ind., 10/8/89

LONGEST PUNT

- 93 Shawn McCarthy, N.E., 11/3/91
- 77 Steve Cox, Washington, 11/1/87
- 77 Reggie Roby, Miami, 11/29/87
- 72 Rich Camarillo, N.E., 11/22/81

MOST PUNT RETURNS

- 10 Theo Bell, at Pitt., 12/16/79
- 9 Butch Johnson, at Dallas, 11/15/76
- 7 Mike Fuller, S.D., 11/21/76
- 7 Kevin Miller, at Minn., 12/9/79

LONGEST PUNT RETURNS

- 89t Mike Haynes, at N.E., 11/7/76
- 86t George Atkinson, Oakland, 9/15/68
- 86t Tony Nathan, at Miami, 10/14/79

MOST KICKOFF RETURNS

- 6 on 10 occasions
- (last: Deion Sanders, Atl., 11/22/92)

LONGEST KICKOFF RETURNS

- 101t Cotton Speyrer, at Balt., 11/25/73
- 95t Larry Garron, Boston, 11/3/62
- 93t Lamar Parrish, Cincinnati, 11/8/70

BUFFALO PRO FOOTBALL HISTORY

Year	Name	League
1920	All-Americans	American Football League
1921-23	All-Americans	National Football League
1924-25	Bisons	National Football League
1926	Rangers	National Football League
1927-29	Bisons	National Football League
1940	Indians	American Football League
1941	Tigers	American Football League
1946	Bisons	All-America Football Conference
1947-49	Bills	All-America Football Conference
1960-69	Bills	American Football League
1970-93	Bills	National Football League

BUFFALO'S MAGIC 1,000

Gaining 1,000 yards by rushing or receiving in a single season is a mark of excellence in professional football. The Buffalo Bills have been fortunate enough to have 10 players in their history to accomplish this feat, including four players who have done it more than once.

RUSHING

PLAYER	YEAR	ATT	YARDS	AVG	LG	TD	
Cookie Gilchrist	1962	214	1,096	5.1	44	13	
	OJ Simpson	1972	292	1,251	4.3	94t	6
		1973	332	2,003	6.0	80t	12
		1974	270	1,125	4.2	41t	3
		1975	329	1,817	5.5	88t	16
	1976	290	1,503	5.2	75t	8	
Terry Miller	1978	238	1,060	4.5	60t	7	
Joe Cribbs	1980	306	1,185	3.9	48	11	
		1981	257	1,097	4.3	35	3
		1983	263	1,131	4.3	45	3
Greg Bell	1984	262	1,100	4.2	85t	7	
T. THOMAS	1989	298	1,244	4.2	38	6	
		1990	271	1,297	4.8	80t	11
		1991	288	1,407	4.9	33	7
		1992	312	1,487	4.8	44	9

RECEIVING

PLAYER	YEAR	NO.	YARDS	AVG	LG	TD
Elbert Dubenion	1964	42	1,139	27.1	72	10
Marlin Briscoe	1970	57	1,036	18.2	48	8
Frank Lewis	1979	54	1,082	20.0	55	2
		1981	70	1,244	17.8	33
ANDRE REED	1989	88	1,312	14.9	78t	9
		1991	81	1,113	13.7	55
JAMES LOFTON	1991	57	1,072	18.8	77t	8

O.J. Simpson (1969-77)

Currently, O.J. Simpson is the only former member of the Buffalo Bills in the Pro Football Hall of Fame...Simpson was inducted into the shrine in 1985...He played with the Bills from 1969-77 before finishing his career with San Francisco in 1978-79...His greatest moment with the Bills came in 1973 when he became the first pro runner to gain 2,000 yards in one season...Simpson finished with 2,003 yards that year and is still the Bill's all-time leading rusher with 10,183 yards.

O.J. SIMPSON'S 2,003-YARD SEASON

DATE	OPPONENT	ATT	YARDS	AVG	TD
9/16	at New England	29	250	8.6	2
9/23	at San Diego	22	103	4.7	1
9/30	N.Y. Jets	24	123	5.1	0
10/7	Philadelphia	27	171	6.3	1
10/14	Baltimore	22	166	7.5	2
10/21	at Miami	14	55	3.9	0
10/29	Kansas City	39	157	4.0	2
11/4	at New Orleans	20	79	3.9	0
11/11	Cincinnati	20	99	4.9	1
11/18	Miami	20	120	6.0	0
11/25	at Baltimore	15	124	8.3	1
12/2	at Atlanta	24	137	5.7	0
12/9	New England	22	219	10.0	1
12/16	at N.Y. Jets	34	200	6.0	1
TOTALS		332	2,003	6.0	12

BUFFALO BILLS TEAM PLAYOFF RECORDS

(RECORDS ON SINGLE GAME BASIS)

OFFENSE

FIRST DOWNS

MOST TOTAL 1ST DOWNS

- 30 VS LA RAIDERS, JAN. 20, 1991
- 29 VS KANSAS CITY, JAN. 5, 1992
- 25 VS WASHINGTON, JAN. 26, 1992
- 25 AT CLEVELAND, JAN. 6, 1990
- 24 VS MIAMI, JAN. 12, 1991

FEWEST TOTAL 1ST DOWNS

- 9 VS KANSAS CITY, JAN. 1, 1967
- 10 AT CINCINNATI, JAN. 8, 1989
- 12 VS DENVER, JAN. 12, 1992
- 13 VS BOSTON, DEC. 28, 1963
- 14 AT SAN DIEGO, DEC. 26, 1965

MOST RUSHING 1ST DOWNS

- 14 VS LA RAIDERS, JAN. 20, 1991
- 13 VS KANSAS CITY, JAN. 5, 1992
- 12 VS SAN DIEGO, DEC. 26, 1964
- 11 AT CINCINNATI, JAN. 3, 1982
- 10 AT MIAMI, JAN. 17, 1993

FEWEST RUSHING 1ST DOWNS

- 0 VS BOSTON, DEC. 28, 1963
- 2 VS KANSAS CITY, JAN. 1, 1967
- AT CINCINNATI, JAN. 8, 1989
- AT CLEVELAND, JAN. 6, 1990

MOST PASSING 1ST DOWNS

- 20 AT CLEVELAND, JAN. 6, 1990
- 18 VS WASHINGTON, JAN. 26, 1992
- 16 VS MIAMI, JAN. 12, 1991
- 15 VS LA RAIDERS, JAN. 20, 1991
- 13 VS HOUSTON, JAN. 3, 1993

FEWEST PASSING 1ST DOWNS

- 5 VS DENVER, JAN. 12, 1992
- 7 VS KANSAS CITY, JAN. 1, 1967
- 8 VS SAN DIEGO, DEC. 26, 1964
- AT CINCINNATI, JAN. 3, 1982
- AT CINCINNATI, JAN. 8, 1989
- AT MIAMI, JAN. 17, 1993

MOST PENALTY 1ST DOWNS

- 4 VS KANSAS CITY, JAN. 5, 1992
- VS DALLAS, JAN. 31, 1993
- 3 VS HOUSTON, JAN. 1, 1989
- VS WASHINGTON, JAN. 26, 1992

FEWEST PENALTY 1ST DOWNS

- 0 VS KANSAS CITY, JAN. 1, 1967
- AT PITTSBURGH, DEC. 22, 1974
- AT NY JETS, DEC. 27, 1981
- AT CINCINNATI, JAN. 8, 1989

TOTAL OFFENSE

MOST TOTAL YARDS

- 502 VS LA RAIDERS, JAN. 20, 1991
- 493 VS MIAMI, JAN. 12, 1991
- 453 AT CLEVELAND, JAN. 6, 1990
- 448 VS KANSAS CITY, JAN. 5, 1992

FEWEST TOTAL YARDS

- 181 AT CINCINNATI, JAN. 8, 1989
- 213 VS DENVER, JAN. 12, 1992
- 244 AT SAN DIEGO, JAN. 3, 1981
- 255 VS KANSAS CITY, JAN. 1, 1967
- 260 AT SAN DIEGO, DEC. 26, 1965

MOST TOTAL PLAYS

- 82 VS KANSAS CITY, JAN. 5, 1992
- VS WASHINGTON, JAN. 26, 1992
- 73 AT CLEVELAND, JAN. 6, 1990
- AT MIAMI, JAN. 17, 1993
- 71 VS DALLAS, JAN. 31, 1993
- 69 VS LA RAIDERS, JAN. 20, 1991
- 66 AT SAN DIEGO, JAN. 3, 1981
- VS MIAMI, JAN. 12, 1991

FEWEST TOTAL PLAYS

- 44 VS KANSAS CITY, JAN. 1, 1967
- 47 AT PITTSBURGH, DEC. 22, 1974
- 50 AT CINCINNATI, JAN. 8, 1989
- 56 VS NY GIANTS, JAN. 27, 1991

RUSHING

MOST YARDS RUSHING

- 219 VS SAN DIEGO, DEC. 26, 1964
- 202 VS LA RAIDERS, JAN. 20, 1991
- 182 AT MIAMI, JAN. 17, 1993
- 180 VS KANSAS CITY, JAN. 5, 1992
- 169 AT PITTSBURGH, JAN. 9, 1993
- 166 VS NY GIANTS, JAN. 27, 1991

FEWEST YARDS RUSHING

- 7 VS BOSTON, DEC. 28, 1963
- 40 VS KANSAS CITY, JAN. 1, 1967
- 43 VS WASHINGTON, JAN. 26, 1992
- 45 AT CINCINNATI, JAN. 8, 1989

MOST RUSHING ATTEMPTS

- 48 AT MIAMI, JAN. 17, 1993
- 46 VS LA RAIDERS, JAN. 20, 1991
- VS KANSAS CITY, JAN. 5, 1992
- 41 VS SAN DIEGO, DEC. 26, 1964
- 39 AT PITTSBURGH, JAN. 9, 1993
- 37 VS MIAMI, JAN. 12, 1991
- 36 AT SAN DIEGO, DEC. 26, 1965

FEWEST RUSHING ATTEMPTS

- 12 VS BOSTON, DEC. 28, 1963
- 13 VS KANSAS CITY, JAN. 1, 1967
- 17 AT CINCINNATI, JAN. 8, 1989
- 18 AT CLEVELAND, JAN. 6, 1990
- VS WASHINGTON, JAN. 26, 1992

MOST TDS RUSHING

- 4 VS LA RAIDERS, JAN. 20, 1991
- 2 VS SAN DIEGO, DEC. 26, 1964
- AT CINCINNATI, JAN. 3, 1982
- VS HOUSTON, JAN. 1, 1989
- VS MIAMI, JAN. 12, 1991
- VS NY GIANTS, JAN. 27, 1991

FEWEST TDS RUSHING

- 0 VS BOSTON, DEC. 28, 1963
- AT SAN DIEGO, DEC. 26, 1965
- VS KANSAS CITY, JAN. 1, 1967
- AT PITTSBURGH, DEC. 22, 1974
- AT CINCINNATI, JAN. 8, 1989
- AT CLEVELAND, JAN. 6, 1990
- VS DENVER, JAN. 12, 1992

PASSING

MOST NET YARDS PASSING

- 404 AT CLEVELAND, JAN. 6, 1990
- 339 VS MIAMI, JAN. 12, 1991
- 300 VS LA RAIDERS, JAN. 20, 1991
- 279 VS BOSTON, DEC. 28, 1963

FEWEST NET YARDS PASSING

- 109 VS DENVER, JAN. 12, 1992
- 136 AT CINCINNATI, JAN. 8, 1989
- 147 AT SAN DIEGO, JAN. 3, 1981
- 152 AT SAN DIEGO, DEC. 26, 1965

MOST PASSES ATTEMPTED

- 59 VS WASHINGTON, JAN. 26, 1992
- 54 AT CLEVELAND, JAN. 6, 1990
- 45 VS BOSTON, DEC. 28, 1963
- 38 VS DALLAS, JAN. 31, 1993
- 35 VS KANSAS CITY, JAN. 5, 1992

FEWEST PASSES ATTEMPTED

- 20 VS SAN DIEGO, JAN. 26, 1964
- AT SAN DIEGO, JAN. 26, 1965
- 23 AT PITTSBURGH, JAN. 9, 1993
- 24 AT MIAMI, JAN. 17, 1993
- 25 VS DENVER, JAN. 12, 1992
- 26 AT PITTSBURGH, DEC. 22, 1974

Team Playoff Passing, continued.

MOST PASSES COMPLETED

- 29 VS WASHINGTON, JAN. 26, 1992
- 28 AT CLEVELAND, JAN. 6, 1990
- 23 VS KANSAS CITY, JAN. 5, 1992
- 22 VS DALLAS, JAN. 31, 1993
- 21 VS HOUSTON, JAN. 3, 1993

FEWEST PASSES COMPLETED

- 9 AT SAN DIEGO, DEC. 26, 1965
- 10 VS SAN DIEGO, DEC. 26, 1964
- 11 AT PITTSBURGH, DEC. 22, 1974
- 12 VS KANSAS CITY, JAN. 1, 1967

MOST PASSES INTERCEPTED

- 4 VS BOSTON, DEC. 28, 1963
- AT NY JETS, DEC. 27, 1981
- VS WASHINGTON, JAN. 26, 1992
- VS DALLAS, JAN. 31, 1993
- 3 AT SAN DIEGO, JAN. 3, 1981
- AT CINCINNATI, JAN. 8, 1989
- VS KANSAS CITY, JAN. 5, 1992

FEWEST PASSES INTERCEPTED

- 0 VS SAN DIEGO, DEC. 26, 1964
- AT PITTSBURGH, DEC. 22, 1974
- VS NY GIANTS, JAN. 27, 1991
- AT PITTSBURGH, JAN. 9, 1993

MOST INT RETURN YARDS ALLOWED

- 79 (4 RET) AT NY JETS, DEC. 27, 1981
- (4 RET) VS WASH., JAN. 26, 1992
- 58 (1RET) VS HOUSTON, JAN. 3, 1993
- 36 (2 RET) AT SAN DIEGO, DEC. 26, 1965

MOST TOUCHDOWN PASSES

- 4 AT CLEVELAND, JAN. 6, 1990
- VS HOUSTON, JAN. 3, 1993
- 3 VS MIAMI, JAN. 12, 1991
- VS KANSAS CITY, JAN. 5, 1992

FEWEST TOUCHDOWN PASSES

- 0 VS SAN DIEGO, DEC. 26, 1964
- VS HOUSTON, JAN. 1, 1989
- VS NY GIANTS, JAN. 27, 1991
- VS DENVER, JAN. 12, 1992

MOST SACKS ALLOWED

- 5 VS WASHINGTON, JAN. 26, 1992
- 4 VS KANSAS CITY, JAN. 1, 1967
- VS DALLAS, JAN. 31, 1993

FEWEST SACKS ALLOWED

- 0 AT PITTSBURGH, DEC. 22, 1974
- AT CINCINNATI, JAN. 3, 1982
- VS MIAMI, JAN. 12, 1991
- VS LA RAIDERS, JAN. 20, 1991

PENALTIES

MOST TIMES PENALIZED

- 9 VS BOSTON, DEC. 28, 1963
- 8 AT NY JETS, DEC. 27, 1981
- VS HOUSTON, JAN. 1, 1989

FEWEST TIMES PENALIZED

- 2 AT SAN DIEGO, DEC. 26, 1965
- 3 VS SAN DIEGO, DEC. 26, 1964
- VS KANSAS CITY, JAN. 1, 1967
- AT PITTSBURGH, DEC. 22, 1974
- AT MIAMI, JAN. 17, 1993

MOST YARDS PENALIZED

- 100 (9 PEN) VS BOSTON, DEC. 28, 1963
- 60 (8 PEN) AT NY JETS, DEC. 27, 1981
- 57 (8 PEN) VS HOUSTON, JAN. 1, 1989
- 56 (6 PEN) AT CINCINNATI, JAN. 3, 1982

FEWEST YARDS PENALIZED

- 15 (3 PEN) AT PITTSBURGH, DEC. 22, 1974
- 20 (3 PEN) AT MIAMI, JAN. 17, 1993
- 21 (2 PEN) AT SAN DIEGO, DEC. 26, 1965
- 23 (3 PEN) VS KANSAS CITY, JAN. 1, 1967

FUMBLES

MOST FUMBLES

- 8 (5 LOST) VS DALLAS, JAN. 31, 1993
- 6 (1 LOST) VS WASH., JAN. 26, 1992
- 3 (2 LOST) VS BOSTON, DEC. 28, 1963
- (2 LOST) VS KANSAS CITY, JAN. 1, 1967
- (1 LOST) VS MIAMI, JAN. 12, 1991
- (0 LOST) VS LA RAIDERS, JAN. 20, 1991

FEWEST FUMBLES

- 0 VS SAN DIEGO, DEC. 26, 1964
- AT SAN DIEGO, DEC. 26, 1965
- AT CINCINNATI, JAN. 3, 1982
- AT CINCINNATI, JAN. 8, 1989
- VS KANSAS CITY, JAN. 5, 1992
- VS DENVER, JAN. 12, 1992
- VS HOUSTON, JAN. 3, 1993
- AT PITTSBURGH, JAN. 9, 1993

SCORING

MOST POINTS

- 51 VS LA RAIDERS, JAN. 20, 1991
- 44 VS MIAMI, JAN. 12, 1991
- 41 VS HOUSTON, JAN. 3, 1993
- 37 VS KANSAS CITY, JAN. 5, 1992

FEWEST POINTS

- 7 VS KANSAS CITY, JAN. 1, 1967
- 8 VS BOSTON, DEC. 28, 1963
- 10 AT CINCINNATI, JAN. 8, 1989
- VS DENVER, JAN. 12, 1992
- 14 AT PITTSBURGH, DEC. 22, 1974
- AT SAN DIEGO, JAN. 3, 1981

MOST FIELD GOALS

- 5 AT MIAMI, JAN. 17, 1993
- 3 AT SAN DIEGO, DEC. 26, 1965
- VS MIAMI, JAN. 12, 1991
- VS KANSAS CITY, JAN. 5, 1992

FEWEST FIELD GOALS

- 0 VS BOSTON, DEC. 28, 1963
- VS KANSAS CITY, JAN. 1, 1967
- AT PITTSBURGH, DEC. 22, 1974
- AT SAN DIEGO, JAN. 3, 1981
- AT CINCINNATI, JAN. 3, 1982

MOST POINTS AFTER TOUCHDOWNS

- 6 VS LA RAIDERS, JAN. 20, 1991
- 5 VS MIAMI, JAN. 12, 1991
- VS HOUSTON, JAN. 3, 1993

PUNT RETURNS

MOST PUNT RETURN YARDS

- 87 (3 RET) AT SAN DIEGO, DEC. 26, 1965
- 56 (4 RET) VS HOUSTON, JAN. 1, 1989
- 32 (4 RET) VS KANSAS CITY, JAN. 5, 1992
- 30 (2 RET) VS LA RAIDERS, JAN. 20, 1991

FEWEST PUNT RETURN YARDS

- 0 (0 RET) VS NY GIANTS, JAN. 27, 1991
- (0 RET) VS DENVER, JAN. 12, 1992
- (0 RET) VS HOUSTON, JAN. 3, 1993
- (0 RET) AT PITTSBURGH, JAN. 9, 1993
- (0 RET) VS DALLAS, JAN. 31, 1993

KICKOFF RETURNS

MOST KO RETURN YARDS

- 157 (7 RET) VS BOSTON, DEC. 28, 1963
- 118 (6 RET) AT PITTSBURGH, DEC. 22, 1974
- 116 (6 RET) VS MIAMI, JAN. 12, 1991
- 114 (6 RET) VS NY GIANTS, JAN. 27, 1991

FEWEST KO RETURN YARDS

- 17 (1 RET) AT SAN DIEGO, DEC. 26, 1965
- 24 (1 RET) VS DENVER, JAN. 12, 1992
- (2 RET) VS KANSAS CITY, JAN. 5, 1992

TEAM PLAYOFF RECORDS*Bills*

Team Playoff Records, continued.

DEFENSE**FIRST DOWNS****FEWEST TOTAL****1ST DOWNS ALLOWED**

- 12 AT SAN DIEGO, DEC. 26, 1965
 14 VS KANSAS CITY, JAN. 1, 1967
 VS KANSAS CITY, JAN. 5, 1992
 15 VS SAN DIEGO, DEC. 26, 1964
 AT MIAMI, JAN. 17, 1993

MOST TOTAL**1ST DOWNS ALLOWED**

- 29 AT PITTSBURGH, DEC. 22, 1974
 27 VS HOUSTON, JAN. 3, 1993
 24 AT NY JETS, DEC. 27, 1981
 VS MIAMI, JAN. 12, 1991
 VS NY GIANTS, JAN. 27, 1991
 VS WASHINGTON, JAN. 26, 1992

FEWEST RUSHING**1ST DOWNS ALLOWED**

- 1 AT MIAMI, JAN. 17, 1993
 3 AT NY JETS, DEC. 27, 1981
 4 VS KANSAS CITY, JAN. 5, 1992
 5 VS BOSTON, DEC. 28, 1963
 AT SAN DIEGO, DEC. 26, 1965

MOST RUSHING**1ST DOWNS ALLOWED**

- 18 AT PITTSBURGH, DEC. 22, 1974
 15 AT CINCINNATI, JAN. 8, 1981
 12 VS LA RAIDERS, JAN. 20, 1991
 11 AT CINCINNATI, JAN. 3, 1982

FEWEST PASSING**1ST DOWNS ALLOWED**

- 5 AT CINCINNATI, JAN. 8, 1989
 7 VS SAN DIEGO, DEC. 26, 1964
 AT SAN DIEGO, DEC. 26, 1965
 8 VS KANSAS CITY, JAN. 1, 1967
 AT CLEVELAND, JAN. 6, 1990
 VS LA RAIDERS, JAN. 20, 1991

MOST PASSING**1ST DOWNS ALLOWED**

- 18 AT NY JETS, DEC. 27, 1981
 VS HOUSTON, JAN. 3, 1993
 14 AT SAN DIEGO, JAN. 3, 1981
 AT MIAMI, JAN. 17, 1993
 13 VS MIAMI, JAN. 12, 1991
 VS NY GIANTS, JAN. 27, 1991
 VS DENVER, JAN. 12, 1992

FEWEST PENALTY**FIRST DOWNS ALLOWED**

- 0 AT SAN DIEGO, DEC. 26, 1965
 VS KANSAS CITY, JAN. 1, 1967
 AT CLEVELAND, JAN. 6, 1990
 AT MIAMI, JAN. 17, 1993
 VS DALLAS, JAN. 31, 1993

MOST PENALTY**FIRST DOWNS ALLOWED**

- 3 AT NY JETS, DEC. 27, 1981
 AT CINCINNATI, JAN. 8, 1989
 VS HOUSTON, JAN. 3, 1993

TOTAL DEFENSE**FEWEST TOTAL YDS ALLOWED**

- 213 VS KANSAS CITY, JAN. 5, 1992
 223 AT SAN DIEGO, DEC. 26, 1965
 240 AT PITTSBURGH, JAN. 9, 1993
 249 AT CINCINNATI, JAN. 8, 1989

MOST TOTAL YDS ALLOWED

- 438 AT PITTSBURGH, DEC. 22, 1974
 430 VS MIAMI, JAN. 12, 1991
 429 VS HOUSTON, JAN. 3, 1993

FEWEST**TOTAL PLAYS ALLOWED**

- 54 VS KANSAS CITY, JAN. 5, 1992
 55 VS SAN DIEGO, DEC. 26, 1965
 57 AT SAN DIEGO, DEC. 26, 1965
 58 AT CINCINNATI, JAN. 3, 1982

MOST**TOTAL PLAYS ALLOWED**

- 78 AT NY JETS, DEC. 27, 1981
 76 VS MIAMI, JAN. 12, 1991
 VS HOUSTON, JAN. 3, 1993
 73 AT CINCINNATI, JAN. 8, 1989
 VS NY GIANTS, JAN. 27, 1991
 VS WASHINGTON, JAN. 26, 1992

RUSHING**FEWEST RUSHING YDS ALLOWED**

- 33 AT MIAMI, JAN. 17, 1993
 71 AT NY JETS, DEC. 27, 1981
 77 VS KANSAS CITY, JAN. 5, 1992
 81 VS DENVER, JAN. 12, 1992
 82 VS HOUSTON, JAN. 3, 1993

MOST RUSHING YDS ALLOWED

- 235 AT PITTSBURGH, DEC. 22, 1974
 175 AT CINCINNATI, JAN. 8, 1989
 172 VS NY GIANTS, JAN. 27, 1991
 151 VS LA RAIDERS, JAN. 20, 1991

FEWEST RUSHING ATTEMPTS AGAINST

- 11 AT MIAMI, JAN. 17, 1993
 18 VS SAN DIEGO, DEC. 26, 1964
 22 AT NY JETS, DEC. 27, 1981
 VS HOUSTON, JAN. 3, 1993
 24 VS KANSAS CITY, JAN. 5, 1992

MOST RUSHING ATTEMPTS AGAINST

- 51 AT PITTSBURGH, DEC. 22, 1974
 50 AT CINCINNATI, JAN. 1, 1989
 40 VS WASHINGTON, JAN. 26, 1992
 39 VS NY GIANTS, JAN. 27, 1991

PASSING**FEWEST NET PASSING YARDS ALLOWED**

- 74 AT CINCINNATI, JAN. 8, 1989
 111 AT PITTSBURGH, JAN. 9, 1993
 119 AT SAN DIEGO, DEC. 26, 1965
 135 VS SAN DIEGO, DEC. 26, 1964
 136 VS KANSAS CITY, JAN. 5, 1992

MOST NET PASSING YARDS ALLOWED

- 348 AT NY JETS, DEC. 27, 1981
 347 VS HOUSTON, JAN. 3, 1993
 301 AT SAN DIEGO, JAN. 3, 1981
 323 VS MIAMI, JAN. 12, 1991
 292 VS BOSTON, DEC. 28, 1963
 VS WASHINGTON, JAN. 26, 1992

FEWEST PASSES ATTEMPTED AGAINST

- 20 AT CINCINNATI, JAN. 8, 1989
 21 AT PITTSBURGH, DEC. 22, 1974
 AT CINCINNATI, JAN. 3, 1982
 24 VS KANSAS CITY, JAN. 1, 1967
 25 AT SAN DIEGO, DEC. 26, 1965

MOST PASSES ATTEMPTED AGAINST

- 51 AT NY JETS, DEC. 27, 1981
 50 VS HOUSTON, JAN. 3, 1993
 49 VS MIAMI, JAN. 12, 1991
 45 AT MIAMI, JAN. 17, 1993
 39 VS LA RAIDERS, JAN. 20, 1991
 37 AT SAN DIEGO, JAN. 3, 1981

Team Playoff Passing Defense, continued.

FEWEST COMPLETED PASSES ALLOWED

- 11 AT CINCINNATI, JAN. 8, 1989
- 12 AT SAN DIEGO, DEC. 26, 1965
- AT PITTSBURGH, DEC. 22, 1974
- 13 VS SAN DIEGO, DEC. 26, 1964

MOST COMPLETED PASSES ALLOWED

- 36 VS. HOUSTON, JAN. 3, 1993
- 28 AT NY JETS, DEC. 27, 1981
- 23 VS MIAMI, JAN. 12, 1991
- 22 AT SAN DIEGO, JAN. 3, 1981
- VS DENVER, JAN. 12, 1992
- AT MIAMI, JAN. 17, 1993
- VS. DALLAS, JAN. 31, 1993

MOST PASSES INTERCEPTED

- 6 VS LA RAIDERS, JAN. 20, 1991
- 4 AT NY JETS, DEC. 27, 1981
- VS KANSAS CITY, JAN. 5, 1992

FEWEST PASSES INTERCEPTED

- 0 VS KANSAS CITY, JAN. 1, 1967
- AT PITTSBURGH, DEC. 22, 1974
- AT CINCINNATI, JAN. 3, 1982
- VS NY GIANTS, JAN. 27, 1991
- VS. DALLAS, JAN. 31, 1993

MOST INT RETURN YARDS

- 113 (6 RET) VS LA RAIDERS, JAN. 20, 1991
- 98 (2 RET) VS KANSAS CITY, JAN. 1, 1967
- 62 (4 RET) AT NY JETS, DEC. 27, 1981
- 47 (3 RET) AT SAN DIEGO, JAN. 3, 1981

SCORING

FEWEST POINTS ALLOWED

- 0 AT SAN DIEGO, DEC. 26, 1965
- 3 VS LA RAIDERS, JAN. 20, 1991
- AT PITTSBURGH, JAN. 9, 1993
- 7 VS SAN DIEGO, DEC. 26, 1964
- VS DENVER, JAN. 12, 1992

MOST POINTS ALLOWED

- 52 VS. DALLAS, JAN. 31, 1993
- 38 VS. HOUSTON, JAN. 3, 1993
- 37 VS WASHINGTON, JAN. 26, 1992
- 34 AT CLEVELAND, JAN. 6, 1990
- VS MIAMI, JAN. 12, 1991

FEWEST TDS ALLOWED

- 0 AT SAN DIEGO, DEC. 26, 1965
- VS LA RAIDERS, JAN. 20, 1991
- AT PITTSBURGH, JAN. 9, 1993
- 1 VS SAN DIEGO, DEC. 26, 1964
- VS HOUSTON, JAN. 1, 1989
- VS DENVER, JAN. 12, 1992
- AT MIAMI, JAN. 17, 1993

MOST TDS ALLOWED

- 7 VS. DALLAS, JAN. 31, 1993
- 5 VS. HOUSTON, JAN. 3, 1993
- 4 6 TIMES

FEWEST RUSHING TDS ALLOWED

- 0 VS BOSTON, DEC. 28, 1963
- VS SAN DIEGO, DEC. 26, 1964
- AT SAN DIEGO, DEC. 26, 1965
- AT SAN DIEGO, JAN. 3, 1981
- VS LA RAIDERS, JAN. 20, 1991
- VS HOUSTON, JAN. 3, 1993
- AT PITTSBURGH, JAN. 9, 1993
- AT MIAMI, JAN. 17, 1993

MOST RUSHING TDS ALLOWED

- 3 AT PITTSBURGH, DEC. 22, 1974
- AT CINCINNATI, JAN. 3, 1982
- 2 VS KANSAS CITY, JAN. 1, 1967
- AT CINCINNATI, JAN. 8, 1989
- VS WASHINGTON, JAN. 26, 1992

FEWEST PASSING TDS ALLOWED

- 0 AT SAN DIEGO, DEC. 26, 1965
- VS HOUSTON, JAN. 1, 1989
- VS LA RAIDERS, JAN. 20, 1991
- VS DENVER, JAN. 12, 1992
- AT PITTSBURGH, JAN. 9, 1993

MOST PASSING TDS ALLOWED

- 4 VS. HOUSTON, JAN. 3, 1993
- VS. DALLAS, JAN. 31, 1993
- 3 AT CLEVELAND, JAN. 6, 1990
- VS MIAMI, JAN. 12, 1991

MOST POINTS AFTER TDS ALLOWED

- 7 VS. DALLAS, JAN. 31, 1993
- 5 VS. HOUSTON, JAN. 3, 1993
- 4 VS KANSAS CITY, JAN. 1, 1967
- AT PITTSBURGH, DEC. 22, 1974
- AT CINCINNATI, JAN. 3, 1982
- AT CLEVELAND, JAN. 6, 1990
- VS MIAMI, JAN. 12, 1991
- VS WASHINGTON, JAN. 26, 1992

MOST FIELD GOALS ALLOWED

- 4 VS BOSTON, DEC. 28, 1963
- 3 VS WASHINGTON, JAN. 26, 1992

PUNT RETURNS

FEWEST PUNT RETURN YARDS ALLOWED

- 0 (1 RET) AT CLEVELAND, JAN. 6, 1990
- (0 RET) VS WASH., JAN. 26, 1992
- 3 (1 RET) VS MIAMI, JAN. 12, 1991
- 6 (1 RET) VS HOUSTON, JAN. 1, 1989
- 7 (1 RET) VS. HOUSTON, JAN. 3, 1993

MOST PUNT RETURN YARDS ALLOWED

- 58 (2 RET) VS SAN DIEGO, DEC. 26, 1965
- 37 (3 RET) VS KANSAS CITY, JAN. 1, 1967
- (2 RET) VS NY GIANTS, JAN. 27, 1991
- 36 (3 RET) VS DENVER, JAN. 12, 1992
- 35 (3 RET) VS. DALLAS, JAN. 31, 1993
- 34 (2 RET) VS BOSTON, DEC. 28, 1963

KICKOFF RETURNS

FEWEST KICKOFF RETURN YARDS ALLOWED

- 16 (1 RET) VS WASH., JAN. 26, 1992
- 27 (4 RET) VS. HOUSTON, JAN. 3, 1993
- 30 (3 RET) AT CINCINNATI, JAN. 8, 1989
- 38 (2 RET) VS BOSTON, DEC. 28, 1963
- (2 RET) VS KANSAS CITY, JAN. 1, 1967
- 48 (3 RET) VS NY GIANTS, JAN. 27, 1991
- (4 RET) VS KANSAS CITY, JAN. 5, 1992

MOST KICKOFF RETURN YARDS ALLOWED

- 180 (6 RET) AT CLEVELAND, JAN. 6, 1990
- 175 (4 RET) VS SAN DIEGO, DEC. 26, 1964
- 151 (9 RET) VS MIAMI, JAN. 12, 1991
- 119 (9 RET) VS LA RAIDERS, JAN. 20, 1991

BILLS INDIVIDUAL PLAYOFF RECORDS

(RECORDS ON SINGLE GAME BASIS)

SCORING

MOST POINTS

- 18 (3 TDS RUSHING) BY KENNETH DAVIS VS LA RAIDERS, JAN. 20, 1991
 (3 TDS RECEIVING) BY ANDRE REED VS. HOUSTON, JAN. 3, 1993
 17 (5 FGS, 2 PATS) BY STEVE CHRISTIE AT MIAMI, JAN. 17, 1993
 14 (3 FGS, 5 PATS) BY SCOTT NORWOOD VS MIAMI, JAN. 12, 1991

MOST TDS RUSHING

- 3 BY KENNETH DAVIS VS LA RAIDERS, JAN. 20, 1991
 2 BY THURMAN THOMAS VS MIAMI, JAN. 12, 1991
 BY JOE CRIBBS AT CINCINNATI, JAN. 3, 1982

MOST TDS PASSING

- 4 BY JIM KELLY AT CLEVELAND, JAN. 6, 1990
 BY FRANK REICH VS. HOUSTON, JAN. 3, 1993
 3 BY JIM KELLY VS KANSAS CITY, JAN. 5, 1992
 BY JIM KELLY VS MIAMI, JAN. 12, 1991

MOST TDS RECEIVING

- 3 BY ANDRE REED VS. HOUSTON, JAN. 3, 1993
 2 BY ANDRE REED VS KANSAS CITY, JAN. 5, 1992
 BY JAMES LOFTON VS LA RAIDERS, JAN. 20, 1991
 BY ANDRE REED VS MIAMI, JAN. 12, 1991
 BY THURMAN THOMAS AT CLEVELAND, JAN. 6, 1990
 BY FRANK LEWIS AT NY JETS, DEC. 27, 1981

MOST POINTS KICKING

- 17 (5 FGS, 2 PATS) BY STEVE CHRISTIE AT MIAMI, JAN. 17, 1993
 14 (3 FGS, 5 PATS) BY SCOTT NORWOOD VS MIAMI, JAN. 12, 1991
 13 (3 FGS, 4 PATS) BY SCOTT NORWOOD VS KANSAS CITY, JAN. 5, 1992

MISCELLANEOUS SCORING

- 74-YARD PUNT RETURN BY BUTCH BYRD AT SAN DIEGO, DEC. 26, 1965
 26-YARD FUMBLE RETURN BY CHARLES ROMES AT NY JETS, DEC. 27, 1981
 27-YARD INT. RETURN BY DARRYL TALLEY VS LA RAIDERS, JAN. 20, 1991
 11-YARD INT. RETURN BY CARLTON BAILEY VS DENVER, JAN. 12, 1992
 SAFETY BY BRUCE SMITH VS NY GIANTS, JAN. 27, 1991

RUSHING

MOST RUSHING YARDS

- 138 (25 CARRIES) BY THURMAN THOMAS VS LA RAIDERS, JAN. 20, 1991
 135 (15 CARRIES) BY THURMAN THOMAS VS NY GIANTS, JAN. 27, 1991
 122 (16 CARRIES) BY COOKIE GILCHRIST VS SAN DIEGO, DEC. 26, 1964
 117 (32 CARRIES) BY THURMAN THOMAS VS MIAMI, JAN. 12, 1991
 104 (10 CARRIES) BY KENNETH DAVIS AT PITTSBURGH, JAN. 9, 1993

MOST RUSHING ATTEMPTS

- 32 (117 YARDS) BY THURMAN THOMAS VS MIAMI, JAN. 12, 1991
 26 (72 YARDS) BY THURMAN THOMAS VS DENVER, JAN. 12, 1992
 25 (138 YARDS) BY THURMAN THOMAS VS LA RAIDERS, JAN. 20, 1991
 22 (100 YARDS) BY THURMAN THOMAS VS KANSAS CITY, JAN. 5, 1992
 20 (96 YARDS) BY THURMAN THOMAS AT MIAMI, JAN. 17, 1993
 19 (75 YARDS) BY KENNETH DAVIS VS KANSAS CITY, JAN. 5, 1992

MOST TDS RUSHING

- 3 BY KENNETH DAVIS (10 CARRIES, 21 YDS.) VS LA RAIDERS, JAN. 20, 1991
 2 BY JOE CRIBBS (15 CARRIES, 90 YARDS) AT CINCINNATI, JAN. 3 1982
 BY THURMAN THOMAS (32 CARRIES, 117 YDS.) VS MIAMI, JAN. 12, 1991

LONGEST RUN

- 45t BY JOE CRIBBS AT NY JETS, DEC. 27, 1981
 44t BY JOE CRIBBS AT CINCINNATI, JAN. 3, 1982
 41 BY KENNETH DAVIS AT PITTSBURGH, JAN. 9, 1993
 40 BY THURMAN THOMAS VS HOUSTON, JAN. 1, 1989
 39 BY COOKIE GILCHRIST VS SAN DIEGO, DEC. 26, 1964
 35 BY KENNETH DAVIS VS. HOUSTON, JAN. 3, 1993
 31t BY THURMAN THOMAS VS NY GIANTS, JAN. 27, 1991

PASSING

MOST PASSING YARDS

- 405 (28 OF 54) BY JIM KELLY AT CLEVELAND, JAN. 6, 1990
 339 (19 OF 29) BY JIM KELLY VS MIAMI, JAN. 12, 1991
 300 (17 OF 23) BY JIM KELLY VS LA RAIDERS, JAN. 20, 1991
 289 (21 OF 34) BY FRANK REICH VS. HOUSTON, JAN. 3, 1993
 275 (28 OF 58) BY JIM KELLY VS WASHINGTON, JAN. 26, 1992
 273 (23 OF 35) BY JIM KELLY VS KANSAS CITY, JAN. 5, 1992

Individual Playoff Passing, continued
MOST PASSING ATTEMPTS

- 58 (28 COMP., 275 YARDS) BY JIM KELLY VS WASHINGTON, JAN. 26, 1992
 54 (28 COMP., 405 YARDS) BY JIM KELLY AT CLEVELAND, JAN. 6, 1990
 35 (23 COMP., 273 YARDS) BY JIM KELLY VS KANSAS CITY, JAN. 5, 1992
 34 (17 COMP., 268 YARDS) BY JOE FERGUSON AT NY JETS, DEC. 27, 1981
 (21 COMP., 289 YARDS) BY FRANK REICH VS. HOUSTON, JAN. 3, 1993

MOST PASS COMPLETIONS

- 28 (58 ATT., 275 YARDS) BY JIM KELLY VS WASHINGTON, JAN. 26, 1992
 (54 ATT., 405 YARDS) BY JIM KELLY AT CLEVELAND, JAN. 6, 1990
 23 (35 ATT., 273 YARDS) BY JIM KELLY VS KANSAS CITY, JAN. 5, 1992
 21 (34 ATT., 289 YARDS) BY FRANK REICH VS. HOUSTON, JAN. 3, 1993
 19 (33 ATT., 244 YARDS) BY JIM KELLY VS HOUSTON, JAN. 1, 1989
 (29 ATT., 339 YARDS) BY JIM KELLY VS MIAMI, JAN. 12, 1991

MOST TDS PASSING

- 4 BY JIM KELLY AT CLEVELAND, JAN. 6, 1990
 BY FRANK REICH VS. HOUSTON, JAN. 3, 1993
 3 BY JIM KELLY VS KANSAS CITY, JAN. 5, 1992
 BY JIM KELLY VS MIAMI, JAN. 12, 1991

MOST PASS INTERCEPTIONS

- 4 (28 OF 58, 275 YARDS) BY JIM KELLY VS WASHINGTON, JAN. 26, 1992
 (17 OF 34, 268 YARDS) BY JOE FERGUSON AT NY JETS, DEC. 27, 1981
 3 (23 OF 35, 273 YARDS) BY JIM KELLY VS KANSAS CITY, JAN. 5, 1992
 (14 OF 30, 163 YARDS) BY JIM KELLY AT CINCINNATI, JAN. 8, 1989
 (15 OF 29, 180 YARDS) BY JOE FERGUSON AT SAN DIEGO, JAN. 3, 1981
 (9 OF 24, 168 YARDS) BY DARYLE LAMONICA VS BOSTON, DEC. 28, 1963

LONGEST PASS

- 93t DARYLE LAMONICA TO ELBERT DUBENION VS BOSTON, DEC. 28, 1963
 72t JIM KELLY TO ANDRE REED AT CLEVELAND, JAN. 6, 1990
 69t JACK KEMP TO ELBERT DUBENION VS KANSAS CITY, JAN. 1, 1967
 61 JIM KELLY TO JAMES LOFTON VS NY GIANTS, JAN. 27, 1991
 54 JOE FERGUSON TO JERRY BUTLER AT CINCINNATI, JAN. 3, 1982
 53t JIM KELLY TO ANDRE REED VS KANSAS CITY, JAN. 5, 1992
 53 JIM KELLY TO ANDRE REED VS HOUSTON, JAN. 1, 1989

RECEIVING

MOST PASS RECEPTIONS

- 13 (150 YARDS) BY THURMAN THOMAS AT CLEVELAND, JAN. 6, 1990
 8 (62 YARDS) BY ANDRE REED VS NY GIANTS, JAN. 27, 1991
 (136 YARDS) BY ANDRE REED VS. HOUSTON, JAN. 3, 1993
 (152 YARDS) BY ANDRE REED VS. DALLAS, JAN. 31, 1993
 7 (92 YARDS) BY JAMES LOFTON VS WASHINGTON, JAN. 26, 1992
 (149 YARDS) BY JAMES LOFTON VS MIAMI, JAN. 12, 1991
 (158 YARDS) BY FRANK LEWIS AT NY JETS, DEC. 27, 1981

MOST YARDS RECEIVING

- 158 (7 CATCHES) BY FRANK LEWIS AT NY JETS, DEC. 27, 1981
 152 (8 CATCHES) BY ANDRE REED VS. DALLAS, JAN. 31, 1993
 150 (13 CATCHES) BY THURMAN THOMAS AT CLEVELAND, JAN. 6, 1990
 149 (7 CATCHES) BY JAMES LOFTON VS MIAMI, JAN. 12, 1991
 136 (8 CATCHES) BY ANDRE REED VS. HOUSTON, JAN. 3, 1993

MOST TDS RECEIVING

- 3 BY ANDRE REED (8 CATCHES, 136 YARDS) VS. HOUSTON, JAN. 3, 1993
 2 BY ANDRE REED (4 CATCHES, 100 YARDS) VS KANSAS CITY, JAN. 5, 1992
 BY JAMES LOFTON (5 CATCHES, 113 YDS.) VS LA RAIDERS, JAN. 20, 1991
 BY FRANK LEWIS (7 CATCHES, 158 YARDS) AT NY JETS, DEC. 27, 1981
 BY THURMAN THOMAS (13 CATCHES, 150 YDS.) AT CLEV., JAN. 6, 1990

INTERCEPTIONS

MOST INTERCEPTIONS

- 2 BY KIRBY JACKSON (6 RETURN YARDS) VS KANSAS CITY, JAN. 5, 1992
 BY DARRYL TALLEY (48 RET. YARDS, 1 TD) VS LA RAIDERS, JAN. 20, 1991
 BY BILL SIMPSON (12 RETURN YARDS) AT NY JETS, DEC. 27, 1981

MOST INTERCEPTION RETURN YARDS

- 49 BY RUFUS BESS (1 INT) AT NY JETS, DEC. 27, 1981
 48 BY DARRYL TALLEY (2 INTs) VS LA RAIDERS, JAN. 20, 1991
 32 BY RAY BENTLEY (1 INT) VS LA RAIDERS, JAN. 20, 1991

LONGEST INTERCEPTION RETURN RUN

- 49 BY RUFUS BESS AT NY JETS, DEC. 27, 1981
 32 BY RAY BENTLEY VS LA RAIDERS, JAN. 20, 1991
 31 BY CLIFFORD HICKS AT MIAMI, JAN. 17, 1993
 28 BY MARK KELSO VS HOUSTON, JAN. 1, 1989
 27t BY DARRYL TALLEY VS LA RAIDERS, JAN. 20, 1991

Individual Playoff Records, continued

PUNTING

MOST PUNTS

- 8 BY CHRIS MOHR VS DENVER, JAN. 12, 1992
 BY PAUL MAGUIRE VS KANSAS CITY, JAN. 1, 1967
 BY DARYLE LAMONICA VS BOSTON, DEC. 28, 1963
- 6 BY CHRIS MOHR VS WASHINGTON, JAN. 26, 1992
 BY JOHN KIDD AT CINCINNATI, JAN. 8, 1989
 BY GREG CATER AT SAN DIEGO, JAN. 3, 1963
 BY RICK TUTEN VS NY GIANTS, JAN. 27, 1991

BEST PUNTING AVERAGE

- 46.8 (5 PUNTS) BY PAUL MAGUIRE VS SAN DIEGO, DEC. 26, 1964
 46.3 (4 PUNTS) BY PAUL MAGUIRE AT SAN DIEGO, DEC. 26, 1965
 45.3 (3 PUNTS) BY CHRIS MOHR VS DALLAS, JAN. 31, 1993
 45.1 (6 PUNTS) BY JOHN KIDD AT CINCINNATI, JAN. 8, 1989
 44.5 (6 PUNTS) BY GREG CATER AT SAN DIEGO, JAN. 3, 1981
 43.8 (4 PUNTS) BY GREG CATER AT NY JETS, DEC. 27, 1981

LONGEST PUNT

- 64 YARDS BY PAUL MAGUIRE VS SAN DIEGO, DEC. 26, 1964
 59 YARDS (TWICE) BY PAUL MAGUIRE AT SAN DIEGO, DEC. 26, 1965
 57 YARDS BY PAUL MAGUIRE VS KANSAS CITY, JAN. 1, 1967
 55 YARDS BY GREG CATER AT SAN DIEGO, JAN. 3, 1981
 53 YARDS BY PAUL MAGUIRE VS KANSAS CITY, JAN. 1, 1967
 YARDS BY CHRIS MOHR VS WASHINGTON, JAN. 26, 1992

PUNT RETURNS

MOST PUNT RETURNS

- 4 (32 YARDS) BY CLIFFORD HICKS VS KANSAS CITY, JAN. 5, 1992
 (56 YARDS) BY ERROLL TUCKER VS HOUSTON, JAN. 1, 1989
- 3 (9 YARDS) BY CLIFFORD HICKS VS WASHINGTON, JAN. 26, 1992
 (0 YARDS) BY BUTCH BYRD VS KANSAS CITY, JAN. 1, 1967
 (87 YARDS) BY BUTCH BYRD AT SAN DIEGO, DEC. 26, 1965
 (8 YARDS) BY RAY ABRUZZESE VS BOSTON, DEC. 28, 1963

LONGEST PUNT RETURN

- 74t BY BUTCH BYRD AT SAN DIEGO, DEC. 26, 1965
 19 BY CLIFFORD HICKS VS KANSAS CITY, JAN. 5, 1992
 18 BY ERROLL TUCKER VS HOUSTON, JAN. 1, 1989
 BY NATE ODOMES VS LA RAIDERS, JAN. 20, 1991
 17 BY AL EDWARDS VS MIAMI, JAN. 12, 1991

KICKOFF RETURNS

MOST KICKOFF RETURNS

- 6 (118 YARDS) BY WALLACE FRANCIS AT PITTSBURGH, DEC. 22, 1974
 5 (84 YARDS) BY ROLAND SOLOMON AT SAN DIEGO, JAN. 3, 1981
 (91 YARDS) BY CHARLEY WARNER VS KANSAS CITY, JAN. 1, 1967
 (136 YARDS) BY ELBERT DUBENION VS BOSTON, DEC. 28, 1963
- 4 (77 YARDS) BY AL EDWARDS VS WASHINGTON, JAN. 26, 1992
 (66 YARDS) BY DON SMITH VS NY GIANTS, JAN. 27, 1991
 (68 YARDS) BY ROBB RIDDICK AT CINCINNATI, JAN. 3, 1982
 (73 YARDS) BY ROBB RIDDICK AT NY JETS, DEC. 27, 1981

MOST KICKOFF RETURN YARDS

- 136 (5 RETURNS) BY ELBERT DUBENION VS BOSTON, DEC. 28, 1963
 118 (6 RETURNS) BY WALLACE FRANCIS AT PITTSBURGH, DEC. 22, 1974
 91 (5 RETURNS) BY CHARLEY WARNER VS KANSAS CITY, JAN. 1, 1967
 84 (5 RETURNS) BY ROLAND SOLOMON AT SAN DIEGO, JAN. 3, 1981
 77 (4 RETURNS) BY AL EDWARDS VS WASHINGTON, JAN. 26, 1992

LONGEST KICKOFF RETURN

- 62 YARDS BY ELBERT DUBENION VS BOSTON, DEC. 28, 1963
 36 YARDS BY BRAD LAMB AT MIAMI, JAN. 17, 1993
 33 YARDS BY AL EDWARDS VS NY GIANTS, JAN. 27, 1991
 YARDS BY KENNETH DAVIS VS HOUSTON, JAN. 3, 1993
 YARDS BY BRAD LAMB AT MIAMI, JAN. 17, 1993
- 32 YARDS BY DON BEEBE AT CLEVELAND, JAN. 6, 1990
 YARDS BY AL EDWARDS VS MIAMI, JAN. 12, 1991
 29 YARDS BY CHARLEY WARNER VS KANSAS CITY, JAN. 1, 1967

BILLS HOME/AWAY RECORD

HOME RECORD					ROAD RECORD				
Year	W	L	T	Pct.	Year	W	L	T	Pct.
1960	3	4	0	.429	1960	2	4	1	.357
1961	2	5	0	.286	1961	4	3	0	.571
1962	3	3	1	.500	1962	4	3	0	.571
1963	4	2	1	.643	1963	3	4	0	.429
1964	6	1	0	.857	1964	6	1	0	.857
1965	5	2	0	.714	1965	5	1	1	.786
1966	4	2	1	.663	1966	5	2	0	.714
1967	2	5	0	.286	1967	2	5	0	.286
1968	1	6	0	.143	1968	0	6	1	.083
1969	4	3	0	.571	1969	0	7	0	.000
1970	1	6	0	.143	1970	2	4	1	.357
1971	1	6	0	.143	1971	0	7	0	.000
1972	2	4	1	.357	1972	2	5	0	.286
1973	5	2	0	.714	1973	4	3	0	.571
1974	5	2	0	.714	1974	4	3	0	.571
1975	3	4	0	.429	1975	5	2	0	.714
1976	1	6	0	.143	1976	1	6	0	.143
1977	1	6	0	.143	1977	2	5	0	.286
1978	4	4	0	.500	1978	1	7	0	.125
1979	3	5	0	.375	1979	4	4	0	.500
1980	6	2	0	.750	1980	5	3	0	.625
1981	7	1	0	.875	1981	3	5	0	.375
1982	4	1	0	.800	1982	0	4	0	.000
1983	3	5	0	.375	1983	5	3	0	.625
1984	2	6	0	.250	1984	0	8	0	.000
1985	2	6	0	.250	1985	0	8	0	.000
1986	3	5	0	.375	1986	1	7	0	.125
1987	4	4	0	.500	1987	3	4	0	.429
1988	8	0	0	1.000	1988	4	4	0	.500
1989	6	2	0	.750	1989	3	5	0	.375
1990	8	0	0	1.000	1990	5	3	0	.625
1991	7	1	0	.875	1991	6	2	0	.750
1992	6	2	0	.750	1992	5	3	0	.625
Totals	126	113	4	.527	Totals	96	141	4	.407

32-YEAR TOTALS

	W	L	T	Pct.
Home Games	126	113	4	.527
Road Games	96	141	4	.407
Playoff Games-Home	7	2	0	.777
Playoff Games-Road.....	4	5	0	.444
Neutral Site Playoff Game.....	0	3	0	.000
Totals.....	233	264	8	.470

BUFFALO BILLS' FIRSTS

First Regular Season Opponent.....	New York Titans, 9/11/60
First Regular Season Win	Boston Patriots, 9/23/60
First Monday Night Opponent/Win	Kansas City Chiefs, 10/23/73
First Opponent Shut Out.....	Boston Patriots, 9/23/60
First Preseason Opponent.....	Boston Patriots, 7/30/60
First Preseason Win	Denver Broncos, 8/13/60
First Overtime Opponent/Win.....	New England Patriots, 11/25/79
First Playoff Game.....	Boston Patriots, 12/28/63
First Playoff Win	San Diego Chargers, 12/26/64
First Player Ever Drafted.....	QB Richie Lucas (Penn State), 1960
First Regular Season Points.....	35 yard field goal by Darrell Harper vs. New York Titans, 9/11/60
First Regular Season TD.....	one-yard run by Wray Carlton vs. Denver, 9/18/60
First Super Bowl Appearance.....	Super Bowl XXV vs. NY Giants, 1/27/91

BUFFALO BILLS CAREER LEADERS

TOP 10 RUSHERS

NAME	YEARS	ATT.	YDS.	AVG.	LG	TD
O.J. Simpson	1969-77	2,123	10,183	4.8	94t	57
THURMAN THOMAS	1988-92	1,376	6,316	4.6	80t	29
Joe Cribbs	1980-83,'85	1,082	4,445	4.1	62t	21
Wray Carlton	1960-67	819	3,368	4.1	80t	29
Cookie Gilchrist	1962-64	676	3,056	4.5	67	31
Jim Braxton	1971-78	721	2,842	3.9	36	23
Greg Bell	1984-87	589	2,420	4.1	85t	19
Curtis Brown	1977-82	564	2,171	3.9	58t	8
Roland Hooks	1976-82	399	1,682	4.2	66	12
Terry Miller	1978-80	389	1,579	4.1	75	8

TOP 10 RECEIVERS

NAME	YEARS	NO.	YDS.	AVG.	LG	TD
ANDRE REED	1985-92	534	7,379	13.8	78t	52
Elbert Dubenion	1960-68	296	5,309	17.9	89t	35
Bob Chandler	1971-79	295	3,999	13.6	58t	34
Jerry Butler	1979-83,'85-86	278	4,301	15.5	75t	29
Frank Lewis	1978-83	269	4,638	17.2	92t	24
THURMAN THOMAS	1988-92	247	2,666	10.8	74t	16
Joe Cribbs	1980-83,'85	180	1,783	9.9	65t	15
O.J. Simpson	1969-77	175	1,924	11.0	64t	12
Glenn Bass	1961-66	162	2,799	17.3	94t	16
J.D. Hill	1971-75	160	2,631	16.4	77t	20

TOP 10 PASSERS

NAME	YEARS	ATT.	COMP.	YDS.	PCT.	TD	INT
Joe Ferguson	1973-84	4,166	2,188	27,590	52.5	181	190
JIM KELLY	1986-92	3,024	1,824	23,031	60.3	161	108
Jack Kemp	1962-69	2,240	1,040	15,138	46.4	77	132
Dennis Shaw	1970-73	916	485	6,286	52.9	35	67
Daryle Lamonica	1963-66	353	150	2,499	42.5	16	23
John Green	1960-61	354	145	2,170	41.0	16	15
FRANK REICH	1985-92	258	150	1,819	58.1	15	8
Warren Rabb	1961-62	251	101	1,782	40.2	15	16
Vince Ferragamo	1985	287	149	1,677	51.9	5	17
Gary Marangi	1974-76	283	104	1,373	36.7	12	21

TOP 10 SCORERS

NAME.	YEARS	TD	TDR	TDP	FG	PAT	TP
SCOTT NORWOOD, K	1985-91	0	0	0	133-184	271-278	670
O.J. Simpson, RB	1969-77	70#	57	12	0-0	0-0	420
John Leyboldt, K	1971-76	0	0	0	74-121	147-158	369
ANDRE REED, WR	1985-92	53	1	52	0-0	0-0	318
T. THOMAS, RB	1985-92	51	35	16	0-0	0-0	306
Cookie Gilchrist, RB/K	1962-64	35	31	4	8-20	14-17	248
Nick Mike-Mayer, K	1979-81	0	0	0	48-80	95-99	239
Elbert Dubenion, WR	1960-68	39#	3	35	0-0	0-0	234
Pete Gogolak, K	1964-65	0	0	0	47-75	76-77	217
Joe Cribbs, RB	1980-83,'85	36	21	15	0-0	0-0	216

#Includes Return for TD.

TOP 10 INTERCEPTORS

NAME	YEARS	NO.	YDS.	AVG.	LG	TD
Butch Byrd	1964-70	40	666	16.7	75	5
Tony Greene	1971-79	37	628	17.0	101	2
Charles Romes	1977-86	28	493	17.6	85t	1
Mario Clark	1976-83	25	438	17.5	53	0
Booker Edgerson	1962-69	23	421	18.3	91	2
Steve Freeman	1975-86	23	329	14.3	50	3
MARK KELSO	1986-92	30	327	10.9	78t	1
George Saimes	1963-69	22	238	10.8	32	0
Tom Janik	1965-68	21	495	23.6	100t	5
Mike Stratton	1962-72	18	204	11.3	26	1

TOP 10 PUNTERS

NAME	YEARS	NO.	YDS.	AVG.	TB	IN20	LG
Paul Maguire	1964-70	552	23,249	42.1	36	130	78
Marve Bateman	1974-77	262	10,937	41.7	41	55	78
Bill Atkins	1960-63	174	7,251	41.5	11	29	70
John Kidd	1984-89	446	18,055	40.5	39	111	67
CHRIS MOHR	1991-92	114	4,616	40.5	11	25	61
Daryle Lamonica	1963-66	52	2,086	40.1	4	16	57
Rick Tuten	1990	53	2,107	39.8	4	12	55
Spike Jones	1971-74	253	10,035	39.7	15	48	67
Greg Cater	1980-83	277	10,864	39.2	36	65	71
Wayne Crow	1962-63	86	3,370	39.2	5	24	59

Bold indicates player on 1993 preseason roster.

TOP 10 KICKOFF RETURNERS

NAME	YEARS	NO.	YDS.	AVG.	LG	TD
Keith Moody	1976-79	101	2,168	21.5	45	0
Charley Warner	1964-66	70	1,792	25.6	102t	3
Wallace Francis	1973-74	60	1,634	27.2	101t	2
Van Williams	1983-85	62	1,334	21.5	65	0
Robb Riddick	1981,'83-84,'86-88	63	1,276	20.3	49	0
Ed Rutkowski	1963-68	53	1,270	24.0	65	0
Alvin Wyatt	1970-73	47	1,194	25.4	43	0
AL EDWARDS	1990-92	54	1,153	21.3	91t	1
Max Anderson	1968-70	43	1,057	24.6	100t	1
Don Wilson	1984-85	56	1,041	18.6	37	0
Ronnie Harmon	1986-89	48	1,009	21.0	49	0

TOP 10 PUNT RETURNERS

NAME	YEARS	NO.	FC	YDS.	AVG.	LG	TD
Keith Moody	1976-79	88	29	920	10.5	91t	3
Butch Byrd	1964-70	85	8	581	6.8	72t	1
Donnie Walker	1973-74	68	6	594	8.7	52	0
Ed Rutkowski	1963-68	68	7	514	7.6	73t	1
Hagood Clarke	1964-68	65	2	583	9.0	82t	2
Don Wilson	1984-85	49	13	458	9.3	65t	1
Robb Riddick	1981-88	46	5	289	6.3	24	0
Roland Hooks	1976-82	43	7	302	7.0	25	0
Ron Pitts	1986-87	41	23	343	8.4	49t	1
Alvin Wyatt	1970-73	34	8	273	8.0	61t	1

BILLS CAREER PLAYOFF LEADERS

RUSHERS

NAME	ATT.	YDS.	AVG.	LG	TD
THURMAN THOMAS	212	878	4.1	40	2
KENNETH DAVIS	98	443	4.5	41	6
JOE CRIBBS	48	226	4.7	45t	3
WRAY CARLTON	43	164	3.8	13	1
JIM KELLY	28	136	4.9	16	0

PASSERS

NAME	ATT.	COMP.	PCT.	YDS.	LG	TD	INT
JIM KELLY	348	200	.575	2,587	72t	16	21
JOE FERGUSON	120	58	.483	814	54	6	9
JACK KEMP	87	40	.460	729	69	2	4
FRANK REICH	89	56	.629	654	40t	7	3

RECEIVERS

NAME	REC.	YDS.	AVG.	LG	TD
ANDRE REED	61	940	15.4	72t	9
THURMAN THOMAS	51	469	9.20	27	3
JAMES LOFTON	33	598	18.1	61	6
DON BEEBE	24	347	14.5	43	3

INTERCEPTORS

NAME	NO.	YDS.	AVG.	LG	TD
MARK KELSO	4	53	13.3	28	0
NATE ODOMES	4	21	7.0	9	0
KIRBY JACKSON	3	12	4.0	6	0
BILL SIMPSON	3	12	4.0	9	0

PUNTERS

NAME	NO.	YDS.	AVG.	TB	IN 20	LG
GREG CATER	13	568	43.7	2	0	55
PAUL MAGUIRE	17	733	43.1	1	6	64
JOHN KIDD	13	552	42.5	0	2	50

KICKOFF RETURNERS

NAME	NO.	YDS.	AVG.	LG	TD
AL EDWARDS	11	243	22.1	33	0
BRAD LAMB	5	131	26.2	36	0
ROBB RIDDICK	8	131	16.4	22	0
DON SMITH	8	128	16.0	24	0
CHARLEY WARNER	7	125	17.9	29	0

PUNT RETURNERS

NAME	NO.	FC	YDS.	AVG.	LG	TD
CLIFFORD HICKS	9	6	57	6.3	19	0
BUTCH BYRD	6	0	87	14.5	74T	1
ERROLL TUCKER	5	1	58	11.6	18	0

BOLD INDICATES PLAYER ON 1993 PRESEASON ROSTER.

YEAR-BY-YEAR LEADERS


RUSHING		No.	Yds.	Avg	Long	TDs		
1960	Wray Carlton	137	533	3.9	54t	7		
1961	Art Baker	152	498	3.3	35	3		
1962	Cookie Gilchrist	214	1096	5.1	44	13		
1963	Cookie Gilchrist	232	979	4.4	32	12		
1964	Cookie Gilchrist	230	981	4.3	67	6		
1965	Wray Carlton	156	592	3.8	80t	6		
1966	Bobby Burnett	187	766	4.1	32	4		
1967	Keith Lincoln	159	601	3.8	28	4		
1968	Max Anderson	147	525	3.6	45	2		
1969	O.J. Simpson	181	697	3.9	32t	2		
1970	O.J. Simpson	120	488	4.1	56t	5		
1971	O.J. Simpson	183	742	4.1	46t	5		
1972	O.J. Simpson	292	1251	4.3	94t	6		
1973	O.J. Simpson	332	2003	6.0	80t	12		
1974	O.J. Simpson	270	1125	4.2	41t	3		
1975	O.J. Simpson	329	1817	5.5	88t	16		
1976	O.J. Simpson	290	1503	5.2	75t	8		
1977	O.J. Simpson	126	557	4.4	39	0		
1978	Terry Miller	238	1060	4.5	60t	7		
1979	Curtis Brown	172	574	3.3	25	1		
1980	Joe Cribbs	306	1185	3.9	48	11		
1981	Joe Cribbs	257	1097	4.3	35	3		
1982	Joe Cribbs	134	633	4.7	62t	3		
1983	Joe Cribbs	263	1131	4.3	45	3		
1984	Greg Bell	262	1100	4.2	85t	7		
1985	Greg Bell	223	883	4.0	77t	8		
1986	Robb Riddick	150	632	4.2	41t	4		
1987	Ronnie Harmon	116	485	4.2	21	2		
1988	Thurman Thomas	207	881	4.3	37t	2		
1989	Thurman Thomas	298	1244	4.2	38	6		
1990	Thurman Thomas	271	1297	4.8	80t	11		
1991	Thurman Thomas	288	1407	4.9	33	7		
1992	Thurman Thomas	312	1487	4.8	44	9		
PASSING		Att	Comp.	Yds.	Int.	Long	TDs	Pct.
1960	John Green	228	89	1267	10	70t	10	.390
1961	M.C. Reynolds	181	83	1004	13	52	2	.459
1962	Warren Rabb	177	67	1196	14	76t	10	.378
1963	Jack Kemp	384	194	2914	20	89t	13	.505
1964	Jack Kemp	269	119	2285	26	94t	13	.442
1965	Jack Kemp	391	179	2368	18	78t	10	.458
1966	Jack Kemp	389	166	2451	16	55	11	.427
1967	Jack Kemp	369	161	2503	26	63t	14	.436
1968	Dan Darragh	215	92	917	14	41	3	.428
1969	Jack Kemp	344	170	1981	22	55t	13	.494
1970	Dennis Shaw	321	178	2507	20	48	10	.555
1971	Dennis Shaw	291	149	1813	26	75t	11	.512
1972	Dennis Shaw	258	136	1666	17	58t	14	.527
1973	Joe Ferguson	164	73	939	10	42	4	.445
1974	Joe Ferguson	232	119	1588	12	55t	12	.513
1975	Joe Ferguson	321	169	2426	17	77t	25	.526
1976	Joe Ferguson	151	74	1086	1	58t	9	.490
1977	Joe Ferguson	457	221	2803	24	42	12	.484
1978	Joe Ferguson	330	175	2136	15	92t	16	.530
1979	Joe Ferguson	458	238	3572	15	84t	14	.520
1980	Joe Ferguson	439	251	2805	18	69	20	.572
1981	Joe Ferguson	498	252	3652	20	67t	24	.506
1982	Joe Ferguson	264	144	1597	16	47	7	.546
1983	Joe Ferguson	508	281	2995	25	43t	26	.553
1984	Joe Ferguson	344	191	1991	17	68t	12	.555
1985	Vince Ferragamo	287	149	1677	17	48	5	.519
1986	Jim Kelly	480	285	3593	17	84t	22	.594
1987	Jim Kelly	419	250	2798	11	47	19	.597
1988	Jim Kelly	452	269	3380	17	66t	15	.595
1989	Jim Kelly	391	228	3130	18	78t	25	.583
1990	Jim Kelly	346	219	2829	9	71	24	.633

YEAR-BY-YEAR LEADERS



PASSING, continued

1991	Jim Kelly	474	304	3844	17	77t	33	.641
1992	Jim Kelly	462	269	3457	19	65t	23	.582

RECEIVING

	No.	Yds.	Avg.	Long	TDs	
1960	Tom Rychlec	45	590	13.1	36	0
1961	Glenn Bass	50	765	15.3	76t	3
1962	Ernie Warlick	35	482	13.8	25	2
1963	Bill Miller	69	860	12.5	36	3
1964	Glenn Bass	43	897	20.9	94t	7
1965	Bo Roberson	31	483	15.6	74t	3
1966	Elbert Dubenion	50	747	14.9	46	2
1967	Keith Lincoln	41	558	13.6	60t	5
1968	Haven Moses	42	633	15.1	55t	2
1969	Haven Moses	39	752	19.3	55t	5
1970	Marlin Briscoe	57	1036	18.2	48	8
1971	Marlin Briscoe	44	603	13.7	75t	5
1972	J.D. Hill	52	754	14.5	58t	5
1973	Bob Chandler	30	427	14.2	37t	3
1974	Ahmad Rashad	36	433	12.0	29	4
1975	Bob Chandler	55	746	13.6	35	6
1976	Bob Chandler	61	824	13.5	58t	10
1977	Bob Chandler	60	745	12.4	31	4
1978	Bob Chandler	44	581	13.2	44	5
1979	Frank Lewis	54	1082	20.0	55	2
1980	Jerry Butler	57	832	14.6	69	6
1981	Frank Lewis	70	1244	17.8	33	4
1982	Frank Lewis	28	443	15.8	39	2
1983	Joe Cribbs	57	524	9.2	33t	7
1984	Byron Franklin	69	862	12.5	64t	4
1985	Greg Bell	58	576	9.9	49	1
1986	Andre Reed	53	739	13.9	55t	7
1987	Andre Reed	57	752	13.2	40	5
1988	Andre Reed	71	968	13.6	65t	6
1989	Andre Reed	88	1312	14.9	78t	9
1990	Andre Reed	71	945	13.3	56t	8
1991	Andre Reed	81	1113	13.7	55	10
1992	Andre Reed	65	913	14.0	51	3

SCORING

	TDs	PATs	FGs	Points	
1960	Wray Carlton, RB	11	0/0	0/0	66
1961	Elbert Dubenion, WR	8	0/0	0/0	48
1962	Cookie Gilchrist, RB	15	14/17	8/18	128
1963	Cookie Gilchrist, RB	14	0/0	0/0	84
1964	Pete Gogolak, K	0	45/46	19/28	102
1965	Pete Gogolak, K	0	31/31	28/46	115
1966	Booth Lusteg, K	0	41/42	19/38	98
1967	Mike Mercer, K	0	25/25	16/27	73
1968	Bruce Alford, K	0	15/15	14/24	57
1969	Bruce Alford, K	0	23/24	17/26	74
1970	Grant Guthrie, K	0	24/25	10/19	54
1971	John Leyoldt, K	0	12/12	9/13	39
1972	John Leyoldt, K	0	29/30	16/24	77
1973	John Leyoldt, K	0	27/27	21/30	90
1974	John Leyoldt, K	0	25/29	19/33	82
1975	O.J. Simpson, RB	23	0/0	0/0	138
1976	Bob Chandler, WR	10	0/1	0/0	60
1977	Carson Long, K	0	13/14	7/11	34
1978	Tom Dempsey, K	0	36/39	10/13	66
1979	Nick Mike-Mayer, K	0	17/18	20/29	77
1980	Nick Mike-Mayer, K	0	37/39	13/23	76
1981	Nick Mike-Mayer, K	0	37/37	14/24	79
1982	Efren Herrera, K	0	11/12	8/14	35
1983	Joe Danelo, K	0	33/35	10/20	63
1984	Greg Bell, RB	8	0/0	0/0	48
1985	Scott Norwood, K	0	23/23	13/17	62
1986	Scott Norwood, K	0	32/34	17/27	83

YEAR-BY-YEAR LEADERS



SCORING, continued

1987	Scott Norwood, K	0	31/31	10/15	61
1988	Scott Norwood, K	0	33/33	32/37	129
1989	Scott Norwood, K	0	46/47	23/30	115
1990	Scott Norwood, K	0	50/52	20/29	110
1991	Scott Norwood, K	0	56/58	18/29	110
1992	Steve Christie, K	0	43/44	24/30	115

PUNTING						
	No.	Yds.	Avg.	Long	Blk.	
1960	Billy Atkins	89	3468	39.0	58	0
1961	Billy Atkins	84	3783	45.0	70	1
1962	Wayne Crow	76	2946	38.8	59	1
1963	Daryle Lamonica	52	2086	40.1	57	1
1964	Paul Maguire	65	2777	42.7	64	0
1965	Paul Maguire	80	3437	43.0	68	0
1966	Paul Maguire	69	2841	41.2	61	0
1967	Paul Maguire	77	3320	43.1	64	0
1968	Paul Maguire	100	4175	41.8	61	1
1969	Paul Maguire	78	3471	44.5	78	1
1970	Paul Maguire	83	3228	38.9	58	1
1971	Spike Jones	72	2966	41.2	62	1
1972	Spike Jones	80	3104	38.8	67	1
1973	Spike Jones	66	2660	40.3	62	0
1974	Marv Bateman	34	1494	43.9	66	0
1975	Marv Bateman	61	2536	41.6	74	2
1976	Marv Bateman	86	3678	42.8	78	1
1977	Marv Bateman	81	3229	39.9	75	2
1978	Rusty Jackson	87	3373	38.8	70	2
1979	Rusty Jackson	96	3671	38.2	60	0
1980	Greg Cater	73	2828	38.7	61	1
1981	Greg Cater	80	3175	39.7	71	0
1982	Greg Cater	35	1328	37.9	61	0
1983	Greg Cater	89	3533	39.7	60	0
1984	John Kidd	88	3696	42.0	63	2
1985	John Kidd	92	3818	41.5	67	0
1986	John Kidd	75	3031	40.4	57	0
1987	John Kidd	64	2495	39.0	67	0
1988	John Kidd	62	2451	39.5	60	0
1989	John Kidd	65	2564	39.4	60	2
1990	Rick Tuten	53	2107	39.8	55	0
1991	Chris Mohr	54	2085	38.6	58	0
1992	Chris Mohr	60	2531	42.2	61	0

PUNT RETURNS							
	No.	FC	Yds.	Avg.	Long	TDs	
1960	Joe Kulbacki	12	13	100	8.3	33	0
1961	Glenn Bass	8	17	75	9.4	32	0
1962	Willie West	15	3	124	8.3	45	0
1963	Ray Abruzzese	17	8	152	8.9	32	0
1964	Hagood Clarke	33	3	317	9.6	53t	1
1965	George Byrd	21	4	201	9.6	30	0
1966	Ed Rutkowski	18	4	209	11.6	73t	1
1967	George Byrd	30	5	142	4.7	19	0
1968	Hagood Clarke	29	2	241	8.3	82t	1
1969	Max Anderson	19	4	142	7.5	30	0
1970	Tommy Pharr	23	4	184	8.0	54	0
1971	Ike Hill	14	2	133	9.5	68t	1
1972	Alvin Wyatt	11	5	85	7.7	27	0
1973	Donnie Walker	25	4	210	8.4	23	0
1974	Donnie Walker	43	2	384	8.9	52	0
1975	Gary Hayman	25	8	216	8.6	30	0
1976	Keith Moody	16	8	166	10.4	67t	1
1977	Keith Moody	15	6	196	13.1	91t	1
1978	Keith Moody	19	5	240	12.6	82t	1
1979	Keith Moody	38	10	318	8.4	32	0
1980	Joe Cribbs	29	7	154	5.3	16	0
1981	Roland Hooks	17	2	142	8.4	25	0
1982	Mike Mosley	11	6	61	5.5	16	0

YEAR-BY-YEAR LEADERS

PUNT RETURNS, continued

1983	Robb Riddick	42	5	241	5.7	24	0
1984	Don Wilson	33	8	297	9.0	65t	1
1985	Don Wilson	16	5	161	10.1	30	0
1986	Ron Pitts	18	11	194	10.8	49t	1
1987	Ron Pitts	23	12	149	6.5	19	0
1988	Flip Johnson	16	3	72	4.5	16	0
1989	Mickey Sutton	26	9	231	8.9	26	0
1990	Al Edwards	14	5	92	6.6	16	0
1991	Clifford Hicks	12	7	203	16.9	59	0
1992	Clifford Hicks	29	6	289	10.0	42	0

KICKOFF RETURNS		No.	Yds.	Avg.	Long	TDs
1960	Joe Kulbacki	13	226	17.4	25	0
1961	Elbert Dubenion	16	329	20.6	33	0
1962	Willie Jones	14	287	20.5	27	0
1963	Ed Rutkowski	13	396	30.5	65	0
1964	Ed Rutkowski	21	498	23.7	57	0
1965	Charley Warner	32	825	25.8	102t	2
1966	Charley Warner	33	846	25.6	95t	1
1967	Charley Bivins	16	380	23.8	55	0
1968	Max Anderson	39	971	24.9	100t	1
1969	Bubba Thornton	30	749	25.0	58	0
1970	Glenn Alexander	12	204	17.0	30	0
1971	Alvin Wyatt	30	762	25.4	39	0
1972	Alvin Wyatt	17	432	25.4	43	0
1973	Wallace Francis	23	687	29.9	101t	2
1974	Wallace Francis	37	947	25.6	74	0
1975	Vic Washington	35	923	26.4	59	0
1976	Keith Moody	26	605	23.3	41	0
1977	Keith Moody	30	636	21.2	45	0
1978	Curtis Brown	17	428	25.2	102t	1
1979	Keith Moody	27	556	20.6	35	0
1980	Terry Miller	16	303	18.9	43	0
1981	Byron Franklin	21	436	20.8	33	0
1982	Mike Mosely	18	487	27.1	66	0
1983	Van Williams	22	494	22.5	60	0
1984	Van Williams	39	820	21.0	65	0
1985	Don Wilson	22	465	21.1	37	0
1986	Ronnie Harmon	18	321	17.8	32	0
1987	Steve Tasker	11	197	17.9	39	0
1988	Erroll Tucker	15	310	20.7	30	0
1989	Ronnie Harmon	18	409	22.7	49	0
1990	Don Smith	32	643	20.1	38	0
1991	Al Edwards	31	623	20.1	91t	1
1992	Kenneth Davis	14	251	17.9	35	0

KICK SCORING		PATs	FGs	Pct.	Long	Points
1960	Billy Atkins	27/33	6/13	.462	45	45
1961	Billy Atkins	29/31	2/6	.333	39	35
1962	Cookie Gilchrist	14/17	8/20	.400	42	38
1963	Mark Yoho	32/37	10/23	.434	41	62
1964	Pete Gogolak	45/46	19/29	.655	47	102
1965	Pete Gogolak	31/31	28/46	.609	47	115
1966	Booth Lusteg	41/42	19/38	.500	47	98
1967	Mike Mercer	25/25	16/27	.592	51	73
1968	Bruce Alford	15/15	14/24	.583	51	57
1969	Bruce Alford	23/24	17/26	.653	44	74
1970	Grant Guthrie	24/25	10/19	.526	52	54
1971	John Leypoldt	12/12	9/13	.692	48	39
1972	John Leypoldt	29/30	16/24	.667	48	77
1973	John Leypoldt	27/27	21/30	.700	50	90
1974	John Leypoldt	25/29	19/33	.576	47	82
1975	John Leypoldt	51/57	9/16	.563	45	78
1976	George Jakowenko	21/24	12/17	.706	49	57
1977	Carson Long	13/14	7/11	.636	45	34
1978	Tom Dempsey	36/39	10/13	.769	46	66

KICK SCORING, continued

1979	Nick Mike-Mayer	17/18	20/29	.689	42	77
1980	Nick Mike-Mayer	37/39	13/23	.565	49	76
1981	Nick Mike-Mayer	37/37	14/24	.583	46	79
1982	Efren Herrera	11/12	8/14	.571	49	35
1983	Joe Danelo	33/35	10/20	.500	48	63
1984	Joe Danelo	17/17	8/16	.500	52	41
1985	Scott Norwood	23/23	13/17	.765	49	62
1986	Scott Norwood	32/34	17/27	.630	48	83
1987	Scott Norwood	31/31	10/15	.667	45	61
1988	Scott Norwood	33/33	32/37	.865	49	129
1989	Scott Norwood	46/47	23/30	.767	48	115
1990	Scott Norwood	50/52	20/29	.690	48	110
1991	Scott Norwood	56/58	18/29	.621	52	110
1992	Steve Christie	43/44	24/30	.800	54	115

INTERCEPTIONS	No.	Yds.	Avg.	Long	TDs	
1960	Arch Matsos	8	142	17.8	33	1
1961	Bill Atkins	10	158	15.8	29	0
1962	Carl Charon	7	131	18.7	25	1
1963	Willie West	5	57	11.4	23	0
	John Tracey	5	22	4.4	15	0
1964	George Byrd	7	178	25.4	75t	1
1965	Hagood Clarke	7	60	8.6	40	0
1966	Tom Janik	8	136	17.0	37t	2
1967	Tom Janik	10	222	22.2	46	2
1968	George Byrd	6	76	12.7	53t	1
1969	George Byrd	7	95	13.6	32	1
1970	Pete Richardson	5	46	9.2	22	0
1971	Robert James	4	25	6.3	25	0
1972	Ken Lee	6	155	25.8	61t	1
1973	Dwight Harrison	5	117	23.4	38	1
1974	Tony Greene	9	157	17.4	38	0
1975	Dwight Harrison	8	99	12.4	40	0
1976	Tony Greene	5	135	27.0	101t	1
1977	Tony Greene	9	144	16.0	47	0
1978	Mario Clark	5	29	5.8	29	0
1979	Jeff Nixon	6	81	13.5	43	0
1980	Steve Freeman	7	107	15.3	47t	1
1981	Mario Clark	5	142	28.4	53	0
1982	Bill Simpson	4	45	11.3	24	0
1983	Steve Freeman	3	40	13.3	29	0
	Chris Williams	3	6	2.0	4	0
1984	Charles Romes	5	130	26.0	55	0
1985	Charles Romes	7	56	8.0	21	0
1986	Charles Romes	4	23	5.8	23	0
1987	Mark Kelso	6	25	4.2	12	0
1988	Mark Kelso	7	180	25.7	78t	1
1989	Mark Kelso	6	101	16.8	43	0
1990	Kirby Jackson	3	16	5.3	14	0
1991	Nate Odomes	5	120	24.0	48	1
	Darryl Talley	5	45	9.0	13	0
1992	Henry Jones	8	263	32.9	82t	2

GIVE IT BACK

Bills players have long been known for their generosity in the WNY community. But two who "went the extra mile" during the 1993 offseason were QB Jim Kelly and RB Thurman Thomas. The Kelly for Kids Foundation donated a check to Cradle Beach Camp for \$100,000 through the proceeds its Stargaze '93 and golf tournament raised while Thomas and his sponsors established the "Thurman Thomas Scholarship" fund that raised over \$23,000 and was awarded in 6 scholarships to Erie Community College.

BILLS OFFENSE YEAR-BY-YEAR

Year	Total Plays	First Downs	Rush Yards	Pass Yards	Net Yards	Total Points
1960	909	211	1,211	2,689	3,900	296
1961	877	243	1,606	2,344	3,950	294
1962	852	238	2,480	1,984	4,464	309
1963	912	272	1,838	3,080	4,918	304
1964	924	255	2,040	3,166	5,206	400
1965	882	206	1,288	2,461	3,749	313
1966	944	255	1,892	2,856	4,748	358
1967	805	203	1,271	2,317	3,588	237
1968	822	159	1,527	1,343	2,870	199
1969	868	224	1,522	2,345	3,867	230
1970	822	203	1,465	2,430	3,895	204
1971	770	185	1,337	1,989	3,326	184
1972	877	221	2,132	1,601	3,733	257
1973	849	219	**3,088	997	4,085	259
1974	829	220	2,094	1,492	3,586	264
1975	964	318	2,974	2,493	5,467	420
1976	964	250	2,566	1,838	4,404	245
1977	944	246	1,861	2,530	4,391	160
1978	974	274	2,381	2,249	4,630	302
1979	983	252	1,632	3,216	4,848	268
1980	1,084	317	2,222	2,750	4,972	320
1981	1,043	315	2,125	3,515	5,640	311
1982	604	180	1,371	1,556	2,927	150
1983	1,023	309	1,736	3,087	4,823	283
1984	1,046	263	1,643	2,698	4,341	250
1985	971	256	1,611	2,984	4,595	200
1986	963	291	1,654	3,363	5,017	287
1987	1,018	294	1,840	2,901	4,741	270
1988	1,012	313	2,133	3,182	5,315	329
1989	1,045	334	2,264	3,589	5,853	409
1990	931	302	2,080	3,196	5,276	428
1991	1,056	**359	2,381	**3,871	**6,252	**458
1992	**1,087	350	2,436	3,457	5,893	381
Totals	30,654	8,537	63,701	85,569	149,270	9,579

BILLS DEFENSE YEAR-BY-YEAR

Year	Total Plays	First Downs	Rush Yards	Pass Yards	Net Yards	Total Points
1960	903	225	1,393	2,461	3,854	303
1961	779	200	1,377	2,887	4,264	342
1962	813	229	1,687	2,742	4,429	272
1963	**789	224	1,217	2,484	3,701	291
1964	867	206	**913	2,965	3,878	242
1965	890	226	1,114	3,170	4,284	**226
1966	808	**192	1,051	3,058	4,109	255
1967	814	201	1,622	1,825	**3,447	285
1968	887	210	2,021	2,204	4,225	367
1969	852	236	1,858	2,476	4,334	359
1970	853	213	1,718	2,088	3,806	337
1971	895	250	2,496	2,108	4,604	394
1972	862	249	2,232	1,951	4,183	377
1973	855	231	1,797	2,118	3,915	230
1974	833	219	1,854	**1,620	3,474	244
1975	940	300	1,993	3,080	5,073	355
1976	898	262	2,465	2,265	4,730	363
1977	922	260	2,405	2,048	4,453	313
1978	1,016	305	3,228	1,960	5,188	354
1979	1,022	273	2,481	2,530	5,011	279
1980	952	251	1,819	2,282	4,101	260
1981	1,037	289	2,075	2,870	4,945	276
1982	536	151	1,034	1,300	2,334	154
1983	1,078	332	2,503	3,306	5,809	351
1984	1,052	345	2,106	3,476	5,582	454
1985	1,071	320	2,462	3,078	5,540	381
1986	1,071	334	1,721	3,802	5,523	348
1987	1,022	297	2,052	2,854	4,906	305
1988	971	299	1,854	2,724	4,578	237
1989	1,030	299	1,840	3,206	5,046	317
1990	981	288	1,808	2,799	4,607	288
1991	1,086	335	2,044	3,414	5,458	318
1992	991	278	1,395	3,209	4,604	283
Totals	30,376	8,529	61,635	86,360	147,995	10,160

**Team Record (non-strike years)

1960

First Choices

- Birthe Arnold, T/G, Ohio State
- Charles Bevins, HB, Morris Brown
- Don Black, E, New Mexico
- Bill Burrell, G, Illinois
- Paul Choquette, FB, Brown
- Mike Connelly, C, Utah State
- Jim Conroy, FB, USC
- Bob Coogan, T/G, Utah
- Louis Cordileone, T, Clemson
- Ted Dean, FB, Wichita State
- Willie Evans, HB, Buffalo
- Ross Fichtner, QB, Purdue
- Jon Gilliam, C, East Texas State
- Al Goldstein, E, North Carolina
- James Houston, E, Ohio State
- Ray Jauch, HB, Iowa
- Robert Khayat, T, Mississippi
- Ken Kirk, C, Mississippi
- Jim Leo, E, Cincinnati
- Richie Lucas, QB, Penn State
- Charles McMurtry, T/G, Whittier
- Bubba Meyer, E, Texas Christian
- Ron Miller, E, Vanderbilt
- Gale Oliver, T, Texas A & M
- Harold Olson, T, Clemson
- Ray Peterson, HB, West Virginia
- Vince Promuto, G, Holy Cross
- Rene Ramirez, HB, Texas
- Len Rohde, T, Utah State
- Joe Schaffer, T, Tennessee
- Wayne Schneider, HB, Colorado State
- Ivan Tonicic, QB, Pittsburgh
- Larry Wilson, HB, Utah

Second Selections

- Dwight Bumgarner, E, Duke
- Tom Day, T/G, North Carolina A & T
- Babe Dreyfala, T/G, Texas
- Joe Gomes, HB, South Carolina
- Mike Graney, E, Notre Dame
- Pete Hall, QB, Marquette
- Jim Hanna, E, USC
- *Ernie Hanson, C, Arizona State
- *Darrell Harper, HB, Michigan
- John Littlejohn, HB, Kansas State
- Marvin Luster, E, UCLA
- Dwight Nichols, HB, Iowa State
- Merlin Priddy, HB, Texas Christian
- Gary Ratkowski, HB, Citadel
- Dale Rems, T/G, Purdue
- Carl Robinson, T/G, South Carolina State
- Bob Silva, T/G, S.E. Austin
- James Sorey, DT, Texas Southern
- Jerry Thompson, T/G, Oklahoma
- Royce Whittington, T/G, Southwestern

NOTE: Richie Lucas was the first player ever drafted by the Buffalo Bills
 *Future Choice - drafted as underclassman

1961

- 1. Ken Rice, T, Auburn
- 2. Billy Shaw, T, Georgia Tech
- 3a. Art Baker, FB, Syracuse
- 3b. Tom Gilburg, T, Syracuse
- 4. Stew Barber, T, Penn State
- 5. Norm Sneed, QB, Wake Forest
- 6. Fred Brown, HB, Georgia
- 7. Albert Bemiller, C, Syracuse
- 8. Charles Linning, T, Miami (FL)
- 9. William Majors, HB, Tennessee
- 10. Don Kern, HB, Virginia Military
- 11. Roy Wall, HB, North Carolina
- 12. Floyd Powers, G, Mississippi State
- 13. Tom Causey, E, Louisiana Tech
- 14. Ron Kostelnik, T, Cincinnati
- 15. Jerry Frye, E, South Carolina
- 16. Vincent Scott, E, Maryland
- 17. Wayne Wolff, T, Wake Forest
- 18. John Bodkin, G, South Carolina
- 19. Charles Barnes, E, Northeast Louisiana State
- 20. Everett Cloud, HB, Maryland
- 21. Larry Vargo, E, Detroit
- 22. Charles Baker, T, Tennessee
- 23. William Mack, HB, Notre Dame
- 24. Frank Jackunas, C, Detroit
- 25. Jack Harbaugh, HB, Bowling Green
- 26. Lorenzo Stanford, T, North Carolina A & T
- 27. Bob Allen, E, Wake Forest
- 28. Jason Harness, E, Michigan State
- 29. Mike Stock, HB, Northwestern
- 30. William Martin, HB, Minnesota

1962

- 1. Ernie Davis, HB, Syracuse
- 2. Glenn Glass, HB, Tennessee
- 3. John Elwell, E, Purdue
- 4. Choice to Dallas Texans
- 5. Tom Dellinger, HB, North Carolina State
- 6. Dave Viti, E, Boston University
- 7. Jim LeCompte, G, North Carolina
- 8. Paul White, HB, Florida
- 9. Bill Saul, C, Penn State
- 10. Amos Bullocks, HB, Southern Illinois
- 11a. Jerry Croft, G, Bowling Green
- 11b. Tom Pennington, E, Georgia
- 12. Choice to Oakland
- 13a. Ron Gasser, T, Virginia
- 13b. Mike Stratton, E, Tennessee
- 14. Ron Scufca, T, Purdue
- 15. Roger Kochman, HB, Penn State
- 16. Frank Imperiale, T, Southern Illinois
- 17. Tom Sestak, DT, McNeese State
- 18. Joe Kehoe, E, Virginia
- 19. Bill Johnson, LB, Southeast Louisiana
- 20. Sam Tidmore, E, Ohio State
- 21. Carey Henly, HB, Chattanooga
- 22. Tom Hall, E, Minnesota
- 23. Ray Abruzzese, DB, Alabama
- 24. Stan Szurek, G, Purdue
- 25. Dave Gash, E, Kentucky
- 26. Ed Reynolds, T, Tulane
- 27. Claude Crabb, HB, Colorado
- 28. Roy Walker, FB, Purdue
- 29. Jim Beaver, G, Florida
- 30. Cody Binkley, C, Vanderbilt
- 31. Jim Collier, E, Arkansas
- 32. Ken Erickson, E, Syracuse
- 33. Tony Parilli, G, Illinois
- 34. Ben Charles, QB, USC

1963

- 1. Dave Behrman, C, Michigan State
- 2a. Jim Dunaway, T, Mississippi
- 2b. Tom Hutchinson, E, Kentucky
- 3. Tom Brown, HB, Maryland
- 4. Tom Woodshick, HB, W. Virginia
- 5. Bob Jencks, E, Miami (OH)
- 6a. George Saines, FB/DB, Michigan State
- 6b. Jim Moss, LB, South Carolina
- 7. Jim Kanick, T, Michigan State
- 8. Choice to Denver
- 9. Larry Stallings, LB, Georgia Tech
- 10. Ron Snidow, T, Oregon
- 11a. Lindy Infante, HB, Florida
- 11b. Choice to Houston
- 12. Choice to Boston
- 13. Choice to Boston
- 14. J.B. Simmons, E, Tulsa
- 15. Paul Underhill, FB, Missouri
- 16. Ed Hoerster, LB, Notre Dame
- 17. Jeff Slabaugh, T, Indiana
- 18. Herb Patera, LB, Michigan State
- 19. Gene Sykes, E, Louisiana State
- 20. Harlow Fullwood, T, Virginia Union
- 21. Ed Adamchak, T, Pittsburgh
- 22. Charles Walker, T, Duke
- 23. Bob Middleton, E, Ohio State
- 24. Daryle Lamonica, QB, Notre Dame
- 25. Ron Carlson, E, Wisconsin
- 26. Willie Crenshaw, FB, Nebraska
- 27. Dick Quast, G, Memphis State
- 28. Leon Mavity, HB, Colorado
- 29. Charles Kellett, HB, Memphis State

1964

- 1. Carl Eller, T, Minnesota
- 2. Dick Evey, DE, Tennessee
- 3. George Rose, DB, Auburn
- 4a. George Byrd, DB, Boston University
- 4b. Paul Warfield, WR, Ohio State
- 5a. Tom Keating, DT, Michigan
- 5b. Mike Reilly, LB, Iowa
- 6. Choice to Kansas City
- 7. Roger Pillath, T, Wisconsin
- 8. Choice to Boston
- 9. Paul Martha, HB, Pittsburgh
- 10a. Howard Simpson, E, Auburn
- 10b. Earl Lattimer, TB, Michigan State
- 11a. Bobby Smith, HB, No. Texas State
- 11b. Cloyd Webb, E, Iowa
- 12a. Willie Ross, HB, Nebraska
- 12b. Pete Gogolak, K, Cornell
- 13. Joe O'Donnell, G, Michigan
- 14. Remi Prudhomme, T, Louisiana State
- 15. Bill Simpson, T, Baylor

1964, continued

16. John Hilton, E, Richmond
17. Larry Kramer, T, Nebraska
18. Hagood Clarke, DB, Florida
19. Don Montgomery, E, North Carolina State
20. Bob Dugan, T, Mississippi State
21. John Deibert, T, Penn State
22. John Briscoe, LB, Arizona
23. John Evans, T, Memphis State
24. Dick Schott, T, Louisville
25. Tom Urbanik, HB, Penn State
26. Allen Jacobs, HB, Utah

1965

1. Jim Davidson, T, Ohio State
2. Choice to Kansas City
3. Alan Atkinson, T, Villanova
4. Choice to Kansas City
5. Dave Simmons, LB, Georgia Tech
6. Lance Rentzel, WR, Oklahoma
7. Marty Schottenheimer, LB, Pittsburgh
8. Ray Rissmiller, T, Georgia
9. Al Nelson, DB, Cincinnati
- 10a. Chuck Mercein, FB, Yale
- 10b. Floyd Hudlow, DB, Arizona
11. Doug Goodwin, FB, Maryland State
- 12a. Chuck Hurston, T, Auburn
- 12b. Pete Mills, HB, Wichita
13. Bob Timberlake, QB, Michigan
14. Lyn Hart, HB, Virginia State
15. John Meyer, LB, Notre Dame
16. Bruce Airheart, HB, North Dakota State
17. John Henderson, E, Michigan
- 18a. Ray Hirze, T, Texas A & M
- 18b. John Fouse, E, Arizona
19. Frank Marchlewski, LB, Minnesota
20. John Henry, DT, Boston University

1965 RED SHIRT DRAFT

1. Ken Ambrusko, HB, Maryland
2. Gary Lane, QB, Missouri
3. John Kuzniewski, FB, Purdue
4. Roger Davis, HB, Virginia
5. John Boyette, T, Clemson
6. John Strohmeyer, DE, Nebraska
7. J.R. Wilburn, E, South Carolina
8. Charles King, DB, Purdue
9. Earl Hawkins, HB, Emory
10. Sonny Odom, HB, Duke
11. Ray Hohnson, G, Prairie View
12. George Wilson, QB, Xavier

1966

1. Mike Dennis, HB, Mississippi
2. Jim Lindsey, HB, Arkansas
3. Randy Jackson, T, Florida
4. Bobby Burnett, HB, Arkansas
5. Bob Sherlag, DB, Memphis State
6. Bill Johnson, DB, Sewanee
7. Choice to Denver
8. Paul Guidry, LB, McNeese State
9. James Carter, DE, Tennessee State
10. Bobby Crockett, WR, Arkansas
11. Dale Stewart, HB, Pittsburgh
12. Wayne DeSutter, T, Western Illinois
13. Al McFarlane, HB/K, Louisville
14. Tony Golmont, DB, North Carolina State
15. Allen Smith, HB, Fort Valley State
16. Ed Russell, T, Illinois
17. Bill Earhart, DT, Bowling Green
18. Greg Lashutka, E, Ohio State
19. Mel Phillips, DB, North Carolina A & T
20. Ken McLean, E, Texas A & M

1966 RED SHIRT DRAFT

1. Jack Gregory, DE, Chattanooga
2. Johnny Robinson, E, Tennessee State
3. Tony King, E, Findlay
4. Dick Cunningham, LB, Arkansas
5. Richard Czap, T, Nebraska
6. Leroy Carter, HB, Grambling
7. Dick Weeks, HB, Texas Western
8. Monroe Phelps, HB, Missouri
9. Ed King, LB, USC
10. Bill Moore, C, Georgia Tech
11. Benny Russell, QB, Louisville

1967

1. John Pitts, DB, Arizona State
- 2a. Jim LeMoine, TE, Utah State
- 2b. Choice to San Diego
- 3a. Tom Rhoads, DE, Notre Dame
- 3b. Choice to Oakland
4. Gary Bugenhagen, T, Syracuse

1967, continued

5. Choice to Miami
- 6a. Bill Wilkerson, DE, Texas Western
- 6b. Choice to Oakland
7. George Gaiser, T, Southern Methodist
8. Tommy Luke, DB, Mississippi
9. Gerald Seither, WR, Kent State
10. Tom Croft, DB, Louisiana Tech
11. Paul Tomich, T, Drake
- 12a. Ernie Ames, DT, Kent State
- 12b. Robert Bonner, DT, Southern
- 13a. Howard Finley, DB, Tennessee A & I
- 13b. George Carter, HB, St. Bonaventure
- 13c. Randy Wheeler, HB, Georgia
14. Vern Moore, HB, Central Oklahoma State
15. Grant Martinsen, DB, Utah State
16. Mike Irwin, DB, Penn State
17. Grover Smith, HB, Fort Valley State

1968

1. Haven Moses, WR, San Diego State
2. Bob Tatarek, DT, Miami (FL)
3. Richard Trapp, E, Florida
- 4a. Edgar Chandler, LB, Georgia
- 4b. Choice to Kansas City
- 5a. Ben Gregory, RB, Nebraska
- 5b. Mike McIlath, DE, Penn State
- 5c. Max Anderson, RB, Arizona State
6. Choice to Cincinnati
7. Pete Richardson, DB, Dayton
8. Robert Kalsu, T, Oklahoma
9. Gary McDermott, RB, Tulsa
10. Jerome Lawson, DB, Utah
11. Richard Plagge, RB, Auburn
12. Greg Pipes, LB, Baylor
13. Dan Darragh, QB, William & Mary
14. Chuck Devliegher, DT, Memphis State
15. John Gilmore, DT, Peru
16. John Frantz, C, California
17. Dick Hines, DT, Kentucky State

1969

1. O.J. Simpson, RB, USC
2. Bill Enyart, RB, Oregon State
3. Julian Nunamaker, DE, Tennessee-Martin
4. Mike Richey, T, North Carolina
5. Ben Mayes, DT, Drake
6. Choice to Denver
7. John Helton, DE, Arizona State
- 8a. James Harvey, T, Virginia Tech
- 8b. James Harris, QB, Grambling
9. Choice to Boston
10. Ron Baines, WR, Montana
11. Bobby Hall, RB, North Carolina State
12. Lloyd Pate, RB, Cincinnati
13. Leon Lovelace, T, Texas Tech
14. Bubba Thornton, WR, Texas Christian
15. Karl Wilson, RB, Olivet
16. Robert Kirk, G, Indiana
17. Wayne Lineberry, LB, East Carolina

1970

1. Al Cowlings, DE, USC
2. Dennis Shaw, QB, San Diego State
- 3a. Jim Reilly, G, Notre Dame
- 3b. Glenn Alexander, DB, Grambling
4. Jerome Gantt, DE, North Carolina Central
5. Steve Starnes, LB, Tampa
- 6a. Ken Edwards, RB, Virginia Tech
- 6b. Grant Guthrie, K, Florida State
7. Wayne Fowler, T, Richmond
8. Richard Check, T, Auburn
9. Bill Bridges, G, Houston
10. Willie Dixon, DB, Albany State
11. Terry Williams, RB, Grambling
12. Dave Simpson, T, Drake
13. Steve Schroeder, K, Pacific
14. William Costen, T, Morris Brown
15. Dave Farris, TE, Central Michigan
16. Larry Davis, WR, Rice
17. George Bevan, DB, Louisiana State

1971

1. J.D. Hill, WR, Arizona State
2. Jan White, TE, Ohio State
- 3a. Bruce Jarvis, C, Washington
- 3b. Jim Braxton, RB, West Virginia
4. Choice to New Orleans
- 5a. Don Green, T, Purdue
- 5b. Tim Beamer, DB, Johnson C. Smith
- 6a. Choice to Chicago
- 6b. Bill McKinley, DE, Arizona
7. Bob Chandler, WR, USC
- 8a. Louis Ross, DE, South Carolina State

1971, continued

- 8b. Tyrone Walls, RB, Missouri
- 9. Bob Strickland, LB, Auburn
- 10. Choice to Oakland
- 11. Andy Browder, T, Texas A & I
- 12. Jim Sheffield, K, Texas A & M
- 13. Busty Underwood, QB, Texas Christian
- 14. Jim Hoots, DE, Missouri Southern
- 15. Charles Cole, RB, Toledo
- 16. Billy Hunter, DB, Utah
- 17. Pat Morrison, TE, Arkansas

1972

- 1. Walt Patulski, DE, Notre Dame
- 2. Reggie McKenzie, G, Michigan
- 3. Fred Swendsen, DE, Notre Dame
- 4. Randy Jackson, RB, Wichita State
- 5a. Leon Garror, DB, Alcorn A & M
- 5b. Bob Penchion, G, Alcorn A & M
- 6. Choice to Oakland
- 7. Ralph Stepaniak, DB, Notre Dame
- 8. Paul Gibson, WR, Texas-El Paso
- 9. Steve Vogel, LB, Boise State
- 10. Maurice Tyler, DB, Morgan State
- 11. Bill Light, LB, Minnesota
- 12. Jeff Baker, WR, U.S. International
- 13. Ed Moss, RB, Southeast Missouri
- 14. Karl Salb, DT, Kansas
- 15. Choice to Oakland
- 16. Brian Linstrom, QB, Arizona
- 17. John Shelley, DB, Oklahoma

1973

- 1a. Paul Seymour, T, Michigan
- 1b. Joe DeLamielleure, G, Michigan State
- 2. Jeff Winans, DT, USC
- 3a. Joe Ferguson, QB, Arkansas
- 3b. Bob Kampa, DE, California
- 4a. Donnie Walker, DB, Central State (OH)
- 4b. Jeff Yeates, DT, Boston College
- 5a. Wallace Francis, WR, Arkansas AM & N
- 5b. Choice to Miami
- 6. John Skorupan, LB, Penn State
- 7a. Brian McConnell, LB, Michigan State
- 7b. John Ford, TE, Henderson State
- 8. Lee Fobbs, RB, Grambling
- 9. Mike Reppond, WR, Arkansas
- 10a. Matthew Reed, QB, Grambling
- 10b. John LeHeup, LB, South Carolina
- 11. Richard Earl, T, Tennessee
- 12. Ron Carroll, DT, Sam Houston
- 13. Choice to Denver
- 14. Merv Krakau, LB, Iowa State
- 15a. Joe Rizzo, LB, Kings Point
- 15b. Vince O'Neil, RB, Kansas
- 16. Choice to Denver
- 17. John Steams, DE, Colorado

1974

- 1. Reuben Gant, TE, Oklahoma State
- 2a. Doug Allen, LB, Penn State
- 2b. Choice to San Diego
- 3. Gary Marangi, QB, Boston College
- 4. Carlester Crumpler, RB, East Carolina
- 5a. Gary Hayman, WR, Penn State
- 5b. Tim Guy, DT, Oregon
- 6. Choice to Cleveland
- 7. Choice to Baltimore
- 8a. Choice to Cleveland
- 8b. Gregg Hare, QB, Ohio State
- 9. Brian Doherty, P, Notre Dame
- 10a. Art Cameron, TE, Albany State
- 10b. Don Calhoun, RB, Kansas State
- 10c. Choice to St. Louis thru Denver
- 11. Rod Kirby, LB, Pittsburgh
- 12. Dave Means, DE, Southeast Missouri State
- 13. Ed Gatewood, LB, Tennessee State
- 14a. Paul Lamm, DB, North Carolina
- 14b. Phil Gurbada, DB, Mayville State (ND)
- 15. Ken Williams, DB, Southwest Louisiana State
- 16. Sanford Qvale, OT, North Dakota State
- 17. Sal Casola, K, Cincinnati

1975

- 1. Tom Ruud, LB, Nebraska
- 2a. Choice to Oakland
- 2b. Bob Nelson, LB, Nebraska
- 2c. Glenn Lott, DB, Drake
- 3. Choice to San Francisco
- 4a. Choice to Cincinnati
- 4b. Tom Donchez, FB, Penn State
- 5a. Choice to Atlanta
- 5b. John McCrumbly, LB, Texas A & M
- 6. Choice to New Orleans
- 7a. Gil Chapman, RB, Michigan

1975, continued

- 7b. Reggie Cherry, RB, Houston
- 7c. Harry Banks, DB, Michigan
- 8. John Hill, DT, Duke
- 9. Choice to Cincinnati
- 10. Roland Hooks, RB, North Carolina State
- 11. Tom Drake, DB, Michigan
- 12. Mark Johnson, DE, Missouri
- 13. Mark Dienhart, G, St. Thomas
- 14. Robert Evans, WR, Morris Brown
- 15. Chris Kupec, QB, North Carolina
- 16. Tom Fine, TE, Notre Dame
- 17. Jeff Turcotte, DE, Colorado

1976

- 1. Mario Clark, DB, Oregon
- 2a. Ken Jones, G/DE, Arkansas State
- 2b. Joe Devlin, T, Iowa
- 3. Ben Williams, DE, Mississippi
- 4. Dan Jilek, LB, Michigan
- 5. Fred Coleman, TE, Northeast Louisiana
- 6a. Leslie Benson, DE, Baylor
- 6b. Scott Piper, WR, Arizona
- 6c. Darrell Powell, RB, Chattanooga
- 7a. Jackie Williams, DB, Texas A & M
- 7b. Choice to NY Jets
- 8a. Scott Gardner, QB, Virginia
- 8b. Bobby Joe Easter, RB, Middle Tennessee
- 8c. Art Meadowcroft, G, Minnesota
- 9a. Jeff Turner, LB, Kansas
- 9b. Bob Kotzur, DT, Southwest Texas
- 10. Keith Moody, DB, Syracuse
- 11. Forry Smith, WR, Iowa State
- 12. Joe Lowery, RB, Jackson State
- 13. Will Wilcox, G, Texas
- 14. Tony Williams, WR, Middle Tennessee
- 15. Arnold Robinson, LB, Bethune Cookman
- 16. Gary Gomell, LB, Boise State
- 17. Bob Berg, K, New Mexico

1977

- 1a. Choice to Cincinnati
- 1b. Phil Dokes, DT, Oklahoma State
- 2. Choice to Seattle thru Dallas
- 3a. Curtis Brown, RB, Missouri
- 3b. John Kimbrough, WR, St. Cloud State
- 4. Jimmy Dean, DT, Texas A & M
- 5a. Fred Ilesana, QB, California
- 5b. Neil O'Donoghue, K, Auburn
- 6a. Choice to San Francisco
- 6b. Ron Pruitt, DT, Nebraska
- 7. Mike Nelms, DB, Baylor
- 8. Greg Morton, DT, Michigan
- 9. Choice to Kansas City
- 10. Choice to Pittsburgh
- 11. Nate Jackson, RB, Tennessee State
- 12. Charles Rome, DB, North Carolina State

1978

- 1. Terry Miller, RB, Oklahoma State
- 2a. Dee Hardison, DE, North Carolina
- 2b. Scott Hutchinson, DE, Florida
- 3a. Dennis Johnson, RB, Mississippi State
- 3b. Danny Fultton, WR, Nebraska-Omaha
- 4. Lucius Sanford, LB, Georgia Tech
- 5. Ken Spaeth, TE, Nebraska
- 6a. Choice to NY Jets
- 6b. Eric Smith, T, Southern Mississippi
- 7a. Mario Celotto, LB, USC
- 7b. Steve Powell, RB, Northeast Missouri State
- 8. Choice to New England thru Philadelphia
- 9. Choice to NY Jets
- 10. Will Grant, C, Kentucky
- 11. Gerald Blanton, LB, Kentucky
- 12. Richard Crump, RB, Northeast Oklahoma A&M

1979

- 1a. Tom Cousineau, LB, Ohio State
- 1b. Jerry Butler, WR, Clemson
- 2a. Fred Smerlas, DT, Boston College
- 2b. Jim Haslett, LB, Indiana (PA)
- 3. Jon Borchardt, T, Montana State
- 4a. Ken Johnson, DE, Knoxville
- 4b. Jeff Nixon, FS, Richmond
- 5a. Rod Kush, SS, Nebraska-Omaha
- 5b. Dan Manucci, QB, Kansas State
- 6a. Choice to Houston
- 6b. Mike Burrow, G, Auburn
- 7. Tom Mullady, TE, S'western at Memphis
- 8. Choice to Philadelphia
- 9. Kevin Baker, DE, William Penn
- 10. Dave Marter, QB/K, Mississippi State
- 11. Paul Lawler, CB, Colgate
- 12. Mike Harris, RB, Arizona State

1980

1. Jim Ritcher, C, North Carolina State
- 2a. Joe Cribbs, RB, Auburn
- 2b. Gene Bradley, QB, Arkansas State
- 3a. Mark Brammer, TE, Michigan State
- 3b. John Schmeding, G, Boston College
4. Ervin Parker, LB, South Carolina State
- 5a. Jeff Pyburn, DB, Georgia
- 5b. Keith Lee, DB, Colorado State
6. Choice exercised in Supplemental Draft
7. Choice to San Diego
8. Todd Krueger, QB, Northern Michigan
9. Kent Davis, DB, Southern Missouri State
10. Greg Cater, P, Tennessee-Chattanooga
11. Joe Gordon, DE, Grambling
12. Roger Lapham, TE, Maine

1981

- 1a. Choice to Oakland
- 1b. Booker Moore, RB, Penn State
- 2a. Chris Williams, DB, LSU
- 2b. Byron Franklin, WR, Auburn
- 3a. Mike Mosley, WR, Texas A & M
- 3b. Robert Geathers, DE, South Carolina State
4. Choice to Los Angeles Rams
5. Calvin Clark, DE, Purdue
6. Robert Holt, WR, Baylor
7. Steve Doolittle, LB, Colorado
8. Choice to New Orleans
9. Robb Riddick, RB, Millersville State (PA)
10. Justin Cross, T, Western Colorado
11. Buster Barnett, TE, Jackson State
12. Keith Clark, LB, Memphis State

1982

1. Perry Tuttle, WR, Clemson
2. Matt Kofler, QB, San Diego State
- 3a. Eugene Marve, LB, Saginaw Valley State
- 3b. Choice to Seattle
- 4a. Van Williams, RB, Carson-Newman
- 4b. Choice to Denver
5. Choice to Washington
6. DeWayne Chivers, TE, South Carolina
- 7a. Gary Anderson, K, Syracuse
- 7b. Choice to Detroit thru Los Angeles Rams
8. Luc Tousignant, QB, Fairmont State
9. Dennis Edwards, DT, USC
10. Victor James, DB, Colorado
11. Frank Kallil, G, Arizona
12. Tony Suber, DT, Gardner-Webb

1983

- 1a. Tony Hunter, TE, Notre Dame
- 1b. Jim Kelly, QB, Miami (FL)
2. Darryl Talley, LB, West Virginia
3. Choice to New Orleans thru St. Louis
- 4a. Trey Junkin, LB, Louisiana Tech
- 4b. Jimmy Payne, DE, Georgia
5. Matt Vanden Boom, S, Wisconsin
6. Choice to NY Giants thru Los Angeles Rams
7. Gurnest Brown, DT, Maryland
8. James Durham, S, Houston
9. George Parker, RB, Norfolk State
10. Richard Tharpe, DT, Louisville
11. Larry White, DE, Jackson State
12. Julius Dawkins, WR, Pittsburgh

1984

1. Greg Bell, RB, Notre Dame
2. Eric Richardson, WR, San Jose State
- 3a. Rodney Bellinger, CB, Miami (FL)
- 3b. Sean McNanie, DE, San Diego State
- 3c. Robert "Speedy" Neil, FB, Miami (FL)
4. Mitchell Brookins, WR, Illinois
5. John Kidd, P, Northwestern
6. Tony Slaton, C, USC
7. Stan David, SS, Texas Tech
8. Stacy Rayfield, S, Texas-Arlington
9. Leroy Howell, DE, Appalachian State
10. Joe Azelby, LB, Harvard
11. Craig White, WR, Missouri
12. Russell Davis, TE, Maryland

1984 USFL SUPPLEMENTAL DRAFT

1. Dwight Drane, DB, Miami (FL)

1985

- 1a. Bruce Smith, DE, Virginia Tech
- 1b. Derrick Burroughs, CB, Memphis State
- 2a. Mark Traynowicz, OL, Nebraska
- 2b. Chris Burkett, WR, Jackson State
- 3a. Frank Reich, QB, Maryland
- 3b. Hal Garner, LB, Utah State
- 4a. Andre Reed, WR, Kutztown State
- 4b. Dale Hellestrae, OT, SMU
- 5a. Choice to Los Angeles Rams
- 5b. Jimmy Teal, WR, Texas A & M
6. Mike Hamby, DT, Utah State
7. Ron Pitts, DB, UCLA
8. Jacque Robinson, RB, Washington
9. Glenn Jones, CB, Norfolk State
10. Chris Babyar, G, Illinois
11. James Seawright, LB, South Carolina
- 12a. Choice to Washington
- 12b. Paul Woodside, K, West Virginia

1986

- 1a. Ronnie Harmon, RB, Iowa
- 1b. Will Wolford, G, Vanderbilt
3. Leonard Burton, C, South Carolina
5. Carl Bynum, FB, Mississippi Valley State
- 7a. Bob Williams, TE, Penn State
- 7b. Mark Pike, LB, Georgia Tech
- 7c. Butch Rolle, TE, Michigan State
8. Tony Furjanic, LB, Notre Dame
9. Reggie Bynum, WR, Oregon State
10. Guy Teafatiller, NT, Illinois
- 11a. Tony Garbarczyk, NT, Wake Forest
- 11b. Billy Witt, DE, North Alabama
- 12a. Brian McClure, QB, Bowling Green
- 12b. Derek Christian, LB, West Virginia

1987

1. Shane Corlani, LB, Penn State
- 2a. Nate Odomes, CB, Wisconsin
- 2b. Roland Mitchell, CB, Texas Tech
- 3a. David Brandon, LB, Memphis State
- 3b. Jamie Mueller, RB, Benedictine
- 4a. Traded to Tampa Bay
- 4b. Leon Seals, DE, Jackson State
5. Choice to Washington
6. Choice to Washington
7. Kerry Porter, RB, Washington State
- 8a. Traded to Indianapolis
- 8b. Bruce Mesner, NT, Maryland
9. Keith McKeller, TE, Jacksonville State
- 10a. Choice to L.A. Raiders
- 10b. Choice to L.A. Raiders
11. Howard Ballard, OT, Alabama A & M
12. Joe McGrail, NT, Delaware

1988

1. Choice to Los Angeles Rams
2. Thurman Thomas, RB, Oklahoma State
3. Bernard Ford, WR, Central Florida
4. Choice to San Diego
- 5a. Ezekial Gadson, S, Pittsburgh
- 5b. Kirk Roach, K, Western Carolina
6. Dan Murray, LB, East Stroudsburg
- 7a. Tim Borcky, T, Memphis State
- 7b. Bo Wright, RB, Alabama
- 8a. John Hagy, S, Texas
- 8b. Jeff Wright, NT, Central Missouri State
9. Carlton Bailey, LB, North Carolina
10. Martin Mayhew, CB, Florida State
11. Pete Curkedall, NT, Penn State
- 12a. John Driscoll, T, New Hampshire
- 12b. Tom Erlandson, LB, Washington

1989

1. Choice to Los Angeles Rams
2. Choice to Los Angeles Rams
3. Don Beebe, WR, Chadron State (NE)
4. John Kolesar, WR, Michigan
5. Michael Andrews, CB, Alcorn State
6. Sean Doctor, TE/FB, Marshall
- 7a. Brian Jordan, CB, Richmond
- 7b. Chris Hale, CB, USC
8. Choice to Kansas City
9. Pat Rabold, DT/NG, Wyoming
10. Carlo (Kenneth) Cheatam, CB/S, Auburn
11. Richard Harvey, LB, Tulane
12. Derrell Marshall, OT, USC

1990

1. James Williams, CB, Fresno State
2. Carwell Gardner, FB, Louisville
3. Glenn Parker, OL, Arizona
4. Eddie Fuller, RB, LSU
5. Choice to Kansas City
6. John Nies, P/K, Arizona
- 7a. Brent Griffith, OL, Minnesota-Duluth
- 7b. Brent Collins, LB, Carson-Newman
- 7c. Fred DeRiggi, NT, Syracuse
- 8a. Marcus Patton, LB, UCLA
- 8b. *Exercised in the 1989 Supplemental Draft
9. Clarkston Hines, WR, Duke
10. Mike Lodish, NT, UCLA
11. Al Edwards, WR, NW Louisiana
12. Choice to New England

* Bills 8b selection exercised in the 1989 supplemental draft - Brett Young, DB, Oregon

1991

1. Henry Jones, DB, Illinois
2. Phil Hansen, DE, North Dakota State
3. Darryl Wren, DB, Pittsburg State (KS)
4. Choice to New England
5. Shawn Wilbourn, DB, Cal State-Long Beach
6. Millard Hamilton, WR, Clark Atlanta Univ.
7. Amir Rasul, RB, Florida A & M
8. Brad Lamb, WR, Anderson University

1991, continued

9. Mark Maddox, LB, Northern Michigan
10. Tony DeLorenzo, OL, New Mexico State
11. Dean Kirkland, OL, Washington
12. Steven Clark, TE, Texas

1992

1. John Fina, OL, Arizona
2. James Patton, DL, Texas
3. Keith Goganious, LB Penn State
4. Frank Kmet, DL, Purdue
5. Matt Darby, S, UCLA
6. Nate Turner, TE, Nebraska
7. Kurt Schulz, S, Eastern Washington
8. Leonard Humphries, CB, Penn State
9. Chris Wash, WR, Stanford
10. Barry Rose, WR, Wisc.-Steven Point
11. Vince Marrow, TE, Toledo
12. Matt Rodgers, QB, Iowa

1993

1. Thomas Smith, DB, North Carolina
2. John Parrella, NT, Nebraska
3. Choice to Atlanta (Barnett-FA)
4. Russell Copeland, WR, Memphis State
- 5A. Mike Devlin, OC, Iowa (from Phil. Seals tr.)
- 5B. Sebastian Savage, DB, North Carolina St.
6. Corbin Lacina, OL, Augustana.(SD) College
7. Willie Harris, WR, Mississippi State
8. Chris Luneberg, OL, West Chester (PA)

MAJOR TRADES

1967

QB Tom Flores, WR Art Powell, and #2 choice in '67(TE Jim LeMoine) from the Oakland Raiders for QB Daryle Lamonica, WR Glenn Bass, #3 choice in '67(LB Bill Fairband), and #5 choice(through Kansas City) in '67(LB Mike Hibler)

1971

#3 choice in '73(DE Bob Kampa), #4 choice in '73(DT Jeff Yeates), and #7 choice in '73(TE John Ford) from the Washington Redskins for DE Ron McDole.

1972

#1 choice in '73(G Joe DeLamielleure) from the Miami Dolphins for WR Marlin Briscoe.

1973

LB Jim Cheyanski, OT Mike Montler, and G Halvor Hagen from the New England Patriots for LB Edgar Chandler, RB Wayne Patrick, and LB Jeff Lyman.

1974

WR Ahmad Rashad from the St. Louis Cardinals for QB Dennis Shaw.

1976

#2 choice in '76(OT Joe Devlin) from the St. Louis Cardinals for DE Walt Patulski.

1978

#2 choice in '78(DE Scott Hutchinson), #3 choice in '78(WR Danny Fulton), #1 choice in '79(LB Tom Cousineau), #4 choice in '79(DE Ken Johnson), and #2 choice in '80(RB Joe Cribbs) from the San Francisco 49ers for RB O.J. Simpson.

1982

#1 choice in '83(QB Jim Kelly), #3 choice in '84(CB Rodney Bellinger), and #5 choice in '85(traded to Dallas in '84 for DB Rod Hill) from the Cleveland Browns for LB Tom Cousineau.

1984

#1 choice in '84(RB Greg Bell), #3 choice in '84(RB Speedy Neal), and #3 choice(through Pittsburgh) in '84(DE Sean McNanie) from the Miami Dolphins for #1 choice in '84(LB Jackie Shipp).

1987

LB Cornelius Bennett from the Indianapolis Colts for RB Greg Bell, #1 choice in '88(RB Gaston Green), #1 choice in '89(RB Cleveland Gary), and #2 choice in '89(DB Darryl Henley). Indianapolis then traded Buffalo draft choices and Bell to L.A. Rams along with RB Owen Gill, the Colt's #1 choice in '88(WR Aaron Cox), #2 choice in '88(LB Fred Strickland), and #2 choice in '89(LB Frank Stams) for RB Eric Dickerson. All draft selections were made by the L.A. Rams.

1988

DB Leonard Smith from the Phoenix Cardinals for CB Roland Mitchell and #6 draft choice in 1989. The '89 #6 choice was originally sent to the Bills earlier in '88 by Phoenix in exchange for DE Sean McNanie.

BILLS ALL-TIME ROSTER



NOTE: The following compilation of Bills alumni includes every player who has ever appeared in a Bills uniform during a regular season AFL/NFL game since 1960. Errors will be corrected if documented.

NAME	POS.	SCHOOL	YEAR	NAME	POS.	SCHOOL	YEAR
A							
Abramowitz, Dan	WR	Xavier (OH)	1975	Carravino, Joe	DB	Ohio State	1962
Abruzzese, Ray	DB	Alabama	1962-64	Cappadorina, Bob	RB	Northeastern	1968
Acker, Bill	NT	Texas	1983-84	Carpenter, Brian	CB	Michigan	1984
Adams, Bill	G	Holy Cross	1972-78	Carlton, Wray	FB	Duke	1960-67
Albright, Ira	NT	N.E. Oklahoma State	1987	Carr, Levert	T	No. Central Illinois	1970-71
Alexander, Glenn	WR	Grambling	1970	Carwell, Larry	S	Iowa State	1973
Alexander, Mike	WR	Peru State	1991	Catano, Mark	NT	Valdosta State	1986
Alford, Bruce	K	Texas Christian	1968-69	Cater, Greg	P	Term. Chattanooga	1980-83
Aller, Doug	LB	Peru State	1974-75	Celotto, Mario	LB	So. California	1978
Aller, Jackie	DB	Baylor	1970-71	Chamberlain, Dan	E	Sacramento State	1960-61
Alvers, Steve	TE	Miami (FL)	1981	Chandler, Bob	WR	So. California	1971-79
Anderson, Max	RB	Arizona State	1968-70	Chandler, Edgar	LB	Georgia	1968-72
Anderson, Tim	DB	Ohio State	1976	Chapple, Dave	P	Calif. Santa Barbara	1971
Andrews, Al	LB	New Mexico	1970-71	Charon, Carl	DB	Michigan State	1962-63
Armstrong, John	DB/KR	Richmond	1987	Cheek, Richard	G	Auburn	1970-71
Atkins, Bill	DB	Auburn	1960-63	Chelf, Don	G	Iowa	1960-61
Auer, Joe	HB	Georgia Tech	1964-65	Chetti, Joe	FB	C.W. Post	1987
Awalt, Rob	TE	San Diego State	1992	Cheyunski, Jim	LB	Syracuse	1973-74
Azelby, Joe	LB	Harvard	1984	Christiansen, Bob	TE	UCLA	1972
B							
Bailey, Bill	FB	Cincinnati	1967	Christie, Steve	K	William and Mary	1992
Bailey, Carlton	LB	North Carolina	1988-92	Christy, Greg	T	Pittsburgh	1985
Baker, Art	RB	Syracuse	1961-62	Clark, Allan	RB	Northern Arizona	1982
Baker, Mel	WR	Texas Southern	1977	Clark, Mario	DB	Oregon	1976-83
Baldinger, Gary	NT	Wake Forest	1990-92	Clark, Mike	K	Texas A & M	1972
Ballard, Howard	OL	Alabama A & M	1988-92	Clark, Steve	FS	Liberty University	1987
Barber, Stew	OT	Peru State	1961-69	Clarke, Hagood	DB	Florida	1964-68
Barnett, Buster	TE	Jackson State	1981-84	Cocroft, Sherman	DB	San Jose State	1988
Barnett, Robert	E	Baldwin Wallace	1960-66	Cofield, Tim	LB	Elizabeth City State	1989
Bass, Glenn	E	East Carolina	1961-66	Cokeley, Will	LB	Kansas State	1987
Bateman, Mary	K	Utah	1974-77	Cole, Lirzy	WR	Texas Christian	1972
Bavaio, David	LB	Syracuse	1991	Coleman, Ifred	TE	Northeast Louisiana	1976
Bayless, Martin	S	Bowling Green	1984-86	Collier, Mike	RB	Morgan State	1977-79
Beamer, Tim	S	J.C. Smith	1971	Collins, Greg	LB	Notre Dame	1977
Beard, Tom	C	Michigan State	1972	Collins, Jerald	LB	Western Michigan	1969-71
Becker, Doug	LB	Notre Dame	1978	Corlan, Shane	LB	Peru State	1987-92
Beebe, Don	WR	Chadron State	1989-92	Cornell, Robert (Bo)	LB	Washington	1973-77
Behrman, Dave	C	Michigan State	1963-65	Cornish, Frank	DT	Alcorn A & M	1972
Belk, Veno	TE	Michigan State	1987	Costa, Dave	DT	Utah	1966-74
Bell, Greg	RB	Notre Dame	1984-87	Costa, Paul	TE/T	Notre Dame	1965-72
Bellinger, Rodney	CB	Miami (FL)	1984-86	Cowling, Al	DE	So. California	1970-72
Bemiller, Al	C	Syracuse	1961-69	Crafts, Jerry	OL	Louisville	1992
Bennett, Cornelius	LB	Alabama	1987-92	Craig, Neal	S	Fisk	1974
Bentley, Ray	LB	Central Michigan	1986-91	Craig, Reggie	WR	Arkansas	1977
Besara, Fred	QB	California	1977	Crawford, Hilton	S	Grambling	1969
Bess, Gerald	CB	Tuskegee Institute	1987	Cribbs, Joe	RB	Auburn	1980-83,85
Bess, Rufus	CB	S. Carolina State	1980-81	Crockett, Bobby	WR	Arkansas	1966-69
Bivins, Charley	HB	Morris Brown	1967	Crockett, Monte	E	N. Mexico Highland	1960-62
Blazer, Phil	G	North Carolina	1960	Croft, Don	DT	Texas El Paso	1972-75
Bock, Joe	C	Virginia	1987	Cross, Justin	OT	Western State (CO)	1982-86
Bohling, Dewey	RB	Hardin-Simmons	1961	Crotty, Jim	DB	Notre Dame	1961-62
Borchardt, Jon	T	Montana State	1979-84	Crow, Wayne	HB	California	1962-63
Borden, Nate	E	Indiana	1962	Croyle, Phil	LB	California	1973
Boyatsky, Jerry	NT	Pittsburgh	1986	Cudzik, Walt	C	Purdue	1964
Brady, Kerry	K	Hawaii	1989	Curnby, George	LB	Oklahoma	1986
Braunert, Mark	TE	Michigan State	1980-84	Cunningham, Dick	T	Arkansas	1967-72
Bravyak, Jack	DE	Temple	1987	Curchin, Jeff	G	Florida State	1972
Braxton, Hezekiah	HB	Virginia Union	1963	D			
Braxton, Jim	RB	West Virginia	1971-78	Daluiso, Brad	K	UCLA	1991
Brennan, Mike	OL	Notre Dame	1991	Danelo, Joe	K	Washington State	1983-84
Briscoe, Marlin	WR	Omaha	1969-71	Darby, Matt	S	UCLA	1992
Broadhead, Bob	QB	Duke	1960	Darragh, Dan	QB	William & Mary	1968-70
Brookins, Mitchell	WR	Illinois	1984-85	David, Stan	LB	Texas Tech	1984
Brooks, Clifford	DB	Tennessee State	1976	Davis, John	T/G	Georgia Tech	1989-92
Broughton, Walter	WR	Jacksonville State	1986-88	Davis, Kenneth	RB	Texas Christian	1989-92
Brown, Charley	S	Syracuse	1968	Davis, Wayne	CB	Indiana State	1987-89
Brown, Curtis	RB	Missouri	1977-82	Dawkins, Julius	WR	Pittsburgh	1983-84
Brown, Fred	HB	Georgia	1961-63	Day, Tom	DE	N.C. A & T	1961-66, 68
Brown, Marc	WR	Towson State	1987	DeLamielleure, Joe	G	Michigan State	1973-79, 85
Brown, Tony	OL	Pittsburgh	1987	Delucca, Gerry	T	Middle Tenn. State	1962-63
Brubaker, Richard	E	Ohio State	1960	Dempsey, Tom	K	Palomar Jr. College	1978-79
Bugenhagen, Gary	T	Syracuse	1967	Deruard, Preston	WR	New Mexico	1984
Burkett, Chris	WR	Jackson State	1985-89	Denney, Austin	TE	Tennessee	1970-71
Burnett, Bobby	HB	Arkansas	1966-67	Desutter, Wayne	T	Western Illinois	1966
Burroughs, Derrick	DB	Memphis State	1985-89	Deveigher, Chuck	DT	Memphis State	1969
Burton, Leonard	T	South Carolina	1986-89	Devlin, Joe	T/G	Iowa	1976-82, 84-89
Butler, Jerry	WR	Clemson	1979-86	Dickerson, Anthony	LB	SMU	1985
Buzynski, Bernie	LB	Holy Cross	1960	Disenzo, Tony	T	Michigan State	1960
Bynum, Reggie	WR	Oregon State	1987	Dittrich, John	G	Wisconsin	1961
Byrd, George (Butch)	CB	Boston University	1964-70	Dobbins, Oliver	DB	Morgan State	1964
Byrum, Carl	FB	Mississippi Valley State	1986-88	Dobler, Conrad	G	Wyoming	1980-81
C							
Cahill, Bill	S	Washington	1973-74	Dokes, Phil	DE	Oklahoma State	1977-78
Caldwell, Darryl	OT	Tennessee State	1983	Donaldson, Gene	FB	Purdue	1967
Callhoun, Don	RB	Kansas State	1974-75	Dorow, Al	QB	Michigan State	1962
Callahan, Bill	S	Pittsburgh	1987	Dowling, Sean	T	C.W. Post	1987
Carey, Richard	DB	Idaho	1990	Drane, Dwight	S	Oklahoma	1986-91
Campbell, Arnold	DE	Alcorn State	1987	Drango, Elbert	T	Tennessee State	1978
				Dubernon, Elbert	WR	Bluffton	1960-68
				Dufek, Joe	QB	Yale	1983-85
				Dunaway, Jim	DT	Mississippi	1963-71
				Dunstan, Bill	DT	Utah State	1977

BILLS ALL-TIME ROSTER



NAME	POS.	SCHOOL	YEAR	NAME	POS.	SCHOOL	YEAR
E							
Edgerson, Booker	CB	Western Illinois	1962-69	Hasslett, Jim	LB	Indiana (PA)	1979-85
Edwards, Al	WR/KR	N.W. Louisiana State	1991-2	Hayman, Gary	RB	Peru State	1974-75
Edwards, Earl	DE	Wichita State	1973-75	Healy, Don	T	Maryland	1962
Edwards, Emmett	WR	Kansas	1976	Heath, Clayton	RB	Wake Forest	1976
Ehlers, Tom	LB	Kentucky	1978	Hellestrae, Dale	T	SMU	1985-88
Enyart, Bill	RB	Oregon State	1969-70	Herley, Carey	RB	Chattanooga	1962
Erlanson, Tom	LB	Washington	1988	Hergert, Joe	LB	Florida	1960-61
Estep, Mike	G	Bowling Green	1987	Hernandez, Scott	NT	Kent State	1987
F							
Farley, Dale	LB	West Virginia	1972-73	Herrera, Efren	K	UCLA	1982
Felton, Ralph	LB	Maryland	1961-62	Hertwig, Craig	T	Georgia	1978
Ferguson, Duke	WR	San Diego State	1980	Hews, Bob	T	Princeton	1971
Ferguson, Charley	TE	Tennessee State	1963-69	Hicks, Clifford	DB	Oregon	1990-92
Ferguson, Joe	QB	Arkansas	1973-84	Higgins, Tom	LB	North Carolina State	1979
Ferragamo, Vince	QB	Nebraska	1985	Hill, Ike	CB	Catawba	1970-71
Fina, John	OL	Arizona	1992	Hill, J.D.	WR	Arizona State	1971-75
Flint, George	G	Arizona State	1962-65, 68	Hill, Rod	CB	Kentucky State	1984-86
Flint, Judson	S	Memphis State	1983	Holsinger, Al	E	Pasadena City Coll.	1960
Flores, Tom	QB	Pacific	1967-69	Holland, John	WR	Tennessee State	1975-77
Foley, Dave	T	Ohio State	1972-77	Holmes, Mike	WR	Texas Southern	1976
Ford, Charley	DB	Houston	1975	Holt, Robert	WR	Baylor	1982
Ford, Fred	HB	California Poly (Pomona)	1960	Hooks, Roland	RB	North Carolina State	1976-82
Forsberg, Fred	LB	Washington	1973	Howard, Ron	TE	Seattle	1979
Fowler, Wayne	C	Richmond	1970	Hudlow, Floyd	DB	Arizona	1965
Fowler, Willmer	HB	Northwestern	1960-61	Hudson, Dick	T	Memphis State	1963-68
Francis, Wallace	WR	Arkansas AM & N	1973-74	Hull, Kent	C	Mississippi State	1986-92
Frankowski, Mike	TE	Central Michigan	1977-78	Hunatori, Mike	LB	Weber State	1981
Franklin, Byron	WR	Auburn	1981, 83-84	Humm, David	QB	Nebraska	1980
Frantz, Jack	C	California	1968	Hunter, Scott	QB	Alabama	1974
Frazier, Guy	LB	Wyoming	1985-86	Hunter, Jeff	DE	Albany State	1990
Frazier, Wayne	C	Auburn	1967	Hunter, Tony	TE	Notre Dame	1983-84
Freeman, Steve	DB	Mississippi State	1975-86	Hutley, Bill	S	Syracuse	1983
Frerotte, Mitch	G	Peru State	1987, 90-92	Hurston, Chuck	DE	Auburn	1971
Friday, Larry	S	Mississippi State	1987	Hutchinson, Scott	DE	Florida	1978-80, 83
Fuller, Eddie	RB	LSU	1991-92	Hutchison, Anthony	RB	Texas Tech	1985
Fulton, Dan	WR	Nebraska-Omaha	1979	I			
Fulton, Ed	G	Maryland	1979	Ierenia, Mekell	DE	Bright Young	1978
Furjanic, Tony	LB	Notre Dame	1986-87	Irvin, Darrell	DE	Oklahoma	1980-83
G							
Gaddis, Bob	WR	Mississippi Valley State	1976	J			
Gaines, Sheldon	WR	Cal. State (Long Beach)	1987	Jackson, Kirby	DB	Mississippi State	1988-92
Gant, Reuben	TE	Oklahoma State	1974-80	Jackson, Randy	RB	Wichita State	1972
Gantt, Jerome	T	No. Carolina Central	1970	Jackson, Rusty	P	Louisiana State	1978-79
Gardner, Carwell	FB	Louisville	1990-92	Jackunas, Frank	C	Detroit	1962
Garner, Hal	LB	Utah State	1985-88, 90-91	Jacobs, Harry	LB	Bradley	1963-69
Garnett, Scott	NT	Washington	1987	Jakowenko, George	K	Syracuse	1976
Garro, Leon	S	Alcorn A & M	1972-73	James, Robert	CB	Fisk	1969-74
Gelbaugh, Stan	QB	Maryland	1986-89	Janik, Tom	S	Texas A & I	1965-68
Gibson, Reuben	RB	Memphis State	1977	Jarvis, Bruce	C	Washington	1971-74
Gilbert, Gale	QB	California-Berkeley	1989-92	Jarvis, Ray	WR	Norfolk State	1973
Gilchrist, Cookie	FB	Nore	1962-64	Jenkins, Ed	RB	Holy Cross	1974
Gladieux, Bob	RB	Notre Dame	1970	Jessie, Ron	WR	Kansas	1980-81
Glosson, Clyde	WR	Texas-El Paso	1970	Jeter, Gene	LB	Arkansas A M & N	1967
Goganious, Keith	LB	Penn State	1992	Jilek, Dan	LB	Michigan	1976-79
Gogolak, Pete	K	Cornell	1964-65	Joe, Billy	FB	Villanova	1965
Goode, Irv	G	Kentucky	1972	Johnson, Dennis	DT	Delaware	1978
Goodwin, Doug	FB	Maryland State	1966	Johnson, Dennis	FB	Mississippi State	1978-79
Grabosky, Gene	T	Syracuse	1960	Johnson, Flip	WR	McNeese State	1988-89
Graham, Don	LB	Penn State	1988	Johnson, Jack	HB	Miami (FL)	1960-61
Graham, Tom	LB	Oregon	1978	Johnson, Ken	QB	Colorado	1977
Grant, Wes	DE	UCLA	1971	Johnson, Ken	DE	Knoxville College	1979-84
Grant, Will	C	Kentucky	1978-85, 87	Johnson, Lawrence	CB/S	Wisconsin	1984-87
Grate, Willie	TE	So. Carolina State	1969-70	Johnson, Mark	LB	Missouri	1975-76
Green, Donnie	T	Purdue	1971-76	Johnson, Trumaine	WR	Grambling	1987-88
Green, John	QB	Chattanooga	1960-61	Jones, Doug	DB	San Fernando Val. St.	1975-78
Greer, Van	DB	Shaw	1976	Jones, Ed	DB	Rutgers	1975
Greene, Doug	DB	Texas A & I	1979-80	Jones, Greg	RB	UCLA	1970-71
Greene, Tony	CB	Maryland	1971-79	Jones, Heruy	DB	Illinois	1991-92
Griffith, Brent	OL	Minnesota-Duluth	1990	Jones, Ken	DE/OT	Arkansas State	1976-86
Gregory, Ben	RB	Nebraska	1968-69	Jones, Mike	LB	SUNY Brockport	1987
Groman, Bill	E	Heidelberg	1964-65	Jones, Spike	P	Georgia	1971-74
Guidry, Paul	LB	McNeese State	1966-72	Jones, Steve	RB	Duke	1973-74
Guthrie, Grant	K	Florida State	1970-71	Jones, Willie	HB	Purdue	1962
H							
Hagen, Halvor	T	Weber State	1973-75	Junkin, Trey	LB	Louisiana Tech	1983-84
Haggins, Odell	NT	Florida State	1991	K			
Hagy, John	DB	Texas	1988-90	Kadish, Mike	DT	Notre Dame	1973-81
Haines, Kris	WR	Notre Dame	1987	Kaiser, John	LB	Arizona	1987
Hale, Chris	DB	USC	1989-92	Kalsi, Bob	G	Oklahoma	1968
Hambly, Mike	DE	Utah State	1986	Kampa, Bob	DT	California	1973-74
Hansen, Phil	DE	North Dakota State	1991-92	Keating, Chris	LB	Maine	1979-84
Hardison, Dee	DT	North Carolina	1978-80	Keating, Tom	DT	Michigan	1964-65
Harmon, Ronnie	RB	Iowa	1986-89	Kellemsan, Ernie	S	Miami (OH)	1973
Harper, Darrell	HB	Michigan	1960	Kelly, Jim	QB	Miami (FL)	1986-92
Harris, James	QB	Grambling	1969-71	Kelso, Mark	S	William & Mary	1986-92
Harrison, Dwight	DB	Texas A & I	1972-77	Kemp, Jack	QB	Occidental	1962-69
Hart, Dick	G	Nore	1972	Kennedy, Mike	S	Toledo	1983
Hart, Leo	QB	Duke	1972-73	Kens, Don	TE	Arizona State	1986
Harvey, Richard	LB	Tulane	1992	Kern, Rex	S	Ohio State	1974
Harvey, Wadley	DT	Virginia Tech	1969-70	Kilson, Dave	CB	Nevada, Reno	1983
Haslerig, Clint	RB	Michigan	1974-75	Kimbrough, John	WR	St. Cloud State	1977

BILLS ALL-TIME ROSTER



NAME	POS.	SCHOOL	YEAR	NAME	POS.	SCHOOL	YEAR
King, Bruce	FB	Purdue	1986	Metzelaars, Pete	TE	Wabash	1985-92
King, Charley	CB	Purdue	1966-67	Meyer, Ed	T	W. Texas State	1960
King, Tony	DB	Findlay	1967	Mike-Mayer, Nick	K	Temple	1979-82
Kinnebrew, Larry	FB	Tennessee State	1989-90	Miller, Bill	E	Miami (FL)	1963
Kinney, Jeff	RB	Nebraska	1976	Miller, Mark	QB	Mesa College	1987
Kochman, Roger	HB	Penn State	1963	Miller, Terry	RB	Oklahoma State	1978-80
Koffler, Matt	QB	San Diego State	1982-84	Mills, Sullivan	E/DB	Wichita State	1965-66
Koy, Ted	LB/TE	Texas	1971-74	Minter, Tom	HB	Baylor	1962
Krakau, Merv	LB	Iowa State	1973-78	Mistler, John	WR	Arizona State	1984
Kruse, Bob	G	Wayne State	1969	Mitchell, Charley	HB	Washington	1968
Kubin, Larry	LB	Penn State	1985	Mitchell, Roland	CB	Texas Tech	1987-88
Kulbacki, Joe	HB	Purdue	1960	Mohr, Chris	P	Alabama	1991-92
Kush, Rod	SS	Nebraska-Omaha	1980-84	Monger, Matt	LB	Oklahoma State	1989-90
L							
Lamar, Kevin	G	Stanford	1987	Montler, Mike	C	Colorado	1973-76
Lamb, Brad	WR	Anderson University	1992	Moody, Keith	KR/DB	Syracuse	1976-79
Lamornica, Daryle	QB	Notre Dame	1963-66	Moore, Booker	FB	Penn State	1982-85
Laraway, Jack	LB	Purdue	1960	Moore, Leroy	DE	Ft. Valley State	1960, 62-63
Lasky, Bill	LB	Michigan	1965	Moore, Ricky	FB	Alabama	1986
Laster, Art	T	Maryland State	1970	Morton, Greg	DE	Michigan	1977
Lawson, Jerome	CB	Utah	1968	Moses, Haven	WR	San Diego State	1968-72
Leaks, Roosevelt	RB	Texas	1980-83	Mosley, Mike	WR	Texas A & M	1982-84
LeBlanc, Bob	LB	Eion College	1987	Mosley, Wayne	RB	Alabama A & M	1974
Ledbetter, Monte	WR	N.W. Louisiana State	1967-69	Moss, Roland	RB	Toledo	1970
Lee, Ken	LB	Washington	1972	Muehlaupt, Ed	G	Iowa State	1960-61
LeMoine, Jim	G	Utah State	1967	Mueller, Jamie	FB	Benedictine College	1987-90
Leo, Chuck	G	Indiana	1963	Munson, Bill	QB	Utah State	1978-79
Lettner, Bob	LB	Tennessee	1961	Murdoch, Jessie	FB	California Western	1963
Levenseller, Mike	WR	Washington State	1978	N			
Lewis, Frank	WR	Grambling	1978-83	Neal, Speedy	FB	Miami (FL)	1984
Lewis, Harold	HB	Houston	1960	Nelson, Bob	LB	Nebraska	1975-77
Lewis, John	CB	Pittsburgh	1987	Nelson, Chuck	K	Washington	1984
Lewis, Richard	LB	Portland State	1973-74	Nelson, Sharie	LB	Baylor	1977-82
Leyboldt, John	K	None	1971-76	Nies, John	P/K	Arizona	1990
Lincoln, Keith	HB	Washington State	1967-68	Nightswander, Nick	C	Morehead State	1974
Lingner, Adam	C	Illinois	1987, 89-92	Nixon, Jeff	DB	Richmond	1979-82
Little, John	DT	Oklahoma State	1977	Norris, Ulysses	TE	Georgia	1984-85
Lloyd, Jeff	DT	West Texas State	1976	Norwood, Scott	K	James Madison	1985-91
Lodish, Mike	NT	UCLA	1990-92	Nunamaker, Julian	DE	Tennessee-Martin	1969-71
Lofton, James	WR	Stanford	1989-92	Nuzzo, Chip	S	Princeton	1987
Long, Carson	K	Pittsburgh	1977	O			
Louderback, Tom	LB	San Jose State	1962	O'Connell, Tom	QB	Illinois	1960-61
Loukas, Angelo	G	Northwestern	1969	Odomes, Nate	CB	Wisconsin	1987-92
Loving, Warren	FB	William Penn	1987	O'Donnell, Joe	G	Michigan	1964-71
Lucas, Richie	QB/HB	Penn State	1960-61	O'Donoghue, Neil	K	Auburn	1977
Lumpkin, Joey	LB	Arizona State	1982-83	Ogas, Dave	LB	San Diego State	1969
Lusteg, Booth	K	Connecticut	1966	Okoniewski, Steve	DT	Montana	1972-73
Lynan, Jeff	LB	Brighton Young	1972	Oldham, Chris	CB	Oregon	1991
Lynch, Tom	G	Boston College	1981-84	Oliver, Frank	DB	Kentucky State	1975
M							
Maddox, Mark	LB	Northern Michigan	1992	Olson, Harold	T	Clemson	1960-62
Maguire, Paul	LB/K	The Citadel	1964-70	Owens, Artie	WR	West Virginia	1980
Maidlow, Steve	LB	Michigan State	1985, 87	P			
Majors, Bill	DB	Tennessee	1961	Palmer, Dick	LB	Kentucky	1972
Mariucci, Dan	QB	Kansas State	1979-80, 87	Palumbo, Sam	C	Notre Dame	1960
Marangi, Gary	QB	Boston College	1974-76	Panepinto, Mike	RB	Carrisus	1987
Marchlewski, Frank	C	Minnesota	1970	Parker, Ervin	LB	So. Carolina State	1980-83
Mawrin, David	CB	Villanova	1987	Parker, Glenn	OL	Arizona	1990-92
Marve, Eugene	LB	Saginaw Valley State	1982-87	Parker, Kerry	CB	Grambling	1987
Masters, Billy	TE	Louisiana State	1967-69	Parker, Willie	C	No. Texas State	1973-79
Mathison, Bruce	QB	Nebraska	1985	Farrish, Lennar	CB	Lincoln	1982
Matlock, John	C	Miami	1972	Partridge, Rick	P	Utah	1987
Matsos, Archie	LB	Michigan State	1960-62	Pate, Lloyd	RB	Cincinnati	1970
Matuszak, Marv	LB	Tulsa	1962-63	Patena, Herb	LB	Michigan State	1963
Mays, David	QB	Texas Southern	1978	Patrick, Wayne	RB	Louisville	1968-72
McBath, Mike	DE	Penn State	1968-72	Patton, Bob	C	Delaware	1976
McCabe, Richie	DB	Pittsburgh	1960-61	Patton, Marv	LB	UCLA	1990-92
McCallfrey, Mike	LB	California	1970	Patton, Jerry	DT	Nebraska	1972-73
McClanahan, Randy	LB	S.W. Louisiana	1978	Patulski, Walt	DE	Notre Dame	1972-75
McClure, Brian	QB	Bowling Green	1987	Penchion, Robert	G	Alcorn A & M	1972-73
McConnell, Brian	LB	Michigan State	1973	Peryman, Jim	S	Millikan	1985
McCrumbley, John	LB	Texas A & M	1975	Petric, Bob	DE	West Texas State	1967
McCutcheon, Lawrence	RB	Colorado State	1981	Pharr, Tommy	S	Mississippi State	1970
McDermott, Gary	RB	Tulsa	1968	Phillips, Kim	DB	No. Texas State	1990
McDole, Ron	DE	Nebraska	1963-70	Piccorie, Lou	WR	West Liberty State	1977-82
McDonald, Don	DB	Houston	1961	Pike, Mark	LB	Georgia Tech	1987-92
McFadden, Thad	WR	Wisconsin	1987	Pitts, John	S	Arizona State	1967-73
McFarland, Jim	TE	Nebraska	1970	Pitts, Ron	DB	UCLA	1986-87
McGral, Joe	NT	Delaware	1987	Ploeger, Kurt	DE	Gustavus Adolphus	1986
McGrew, Dan	C	Purdue	1960	Ply, Bobby	DB	Baylor	1967
McKeller, Keith	TE	Jacksonville State	1987-92	Pool, David	DB	Carson-Newman	1990
McKenzie, Reggie	G	Michigan	1972-82	Porter, Kerry	RB	Washington State	1987
McKinley, Bill	LB	Arizona	1971	Porter, Ricky	RB	Slippery Rock	1987
McKunney, Royce	DB	Kentucky State	1975	Potter, Steve	LB	Virginia	1984
McKnight, Ted	RB	Minnesota-Duluth	1982	Powell, Art	E	San Jose State	1967
McMillan, Eddie	CB	Florida State	1978	Powell, Darrell	RB	Chattanooga	1976
McMurtry, Chuck	DT	Whittier College	1960-61	Powell, Steve	RB	N.E. Missouri State	1978-79
McNanie, Sean	DE	San Diego State	1984-87	Prater, Dean	DE	Oklahoma State	1984-88
Means, Dave	DE	S.E. Missouri State	1974	Prudhomme, Remi	C	LSU	1966-67, 72
Mercer, Mike	K	No. Arizona	1967-68	Pruitt, Mike	FB	Purdue	1985
Meredith, Dudley	DE	Lamar Tech	1964-68	R			
Merrill, Mark	LB	Minnesota	1983-84	Rabb, Warren	QB	LSU	1961-62
Mesner, Bruce	NT	Maryland	1987	Radecki, Scott	LB	Penn State	1987-89

BILLS ALL-TIME ROSTER



NAME	POS.	SCHOOL	YEAR	NAME	POS.	SCHOOL	YEAR
Ramson, Eason	TE	Washington State	1985	Stratton, Mike	LB	Tennessee	1962-72
Randolph, Al	S	Iowa	1974	Still, Art	DE	Kentucky	1988-89
Rashad, Ahmad	WR	Oregon	1974-75	Sutton, Mickey	DB/PR	Montana	1989
Ray, Eddie	RB	Louisiana State	1976	Switzer, Marvin	DB	Kansas State	1978
Reed, Andre	WR	Kutztown	1985-92	Sykes, Gene	DB	LSU	1963-65
Reeves, Roy	WR	So. Carolina	1969	T			
Reich, Frank	QB	Maryland	1985-92	Taliaferro, Mike	QB	Illinois	1972
Reid, Andy	RB	Georgia	1976	Talley, Darryl	LB	West Virginia	1983-92
Reilly, Jim	G	Notre Dame	1970-71	Tasell, Carl	DB	John Carroll Univ.	1962
Rennert, Dennis	T	Iowa State	1960	Tasker, Steve	WR/KR	Northwestern	1986-92
Reynolds, M.C.	QB	LSU	1961	Tatarek, Bob	DT	Miami (FL)	1968-72
Ricardo, Benny	K	San Diego State	1976	Taylor, Brian	DB	Oregon State	1991
Rice, Ken	T	Auburn	1961-63	Teal, Jimmy	WR	Texas A & M	1985-86
Richards, Perry	E	Detroit	1961	Tharpe, Richard	DE	Louisville	1987
Richardson, Eric	WR	San Jose State	1985-86	Thomas, Ike	DB	Bishop	1975
Richardson, Pete	CB	Dayton	1969-71	Thomas, Thurman	RB	Oklahoma State	1988-92
Richey, Mike	T	No. Carolina	1969	Thompson, Gary	CB	Coll. of the Redwoods	1983-84
Riddick, Robb	RB	Millersville State	1981	Thomton, Bubba	WR	Texas Christian	1969
			83-84, 86-88	Tongue, Marco	DB	Bowie State	1984
Ridgle, Elston	DE	Nevada-Reno	1989	Toomay, Pat	DE	Vanderbilt	1975
Ridlehuber, Preston	RB	Georgia	1969	Torczo, LaVerne	DE	Nebraska	1960-62
Rissmiller, Ray	T	Georgia	1968	Totten, Willie	QB	Mississippi Valley State	1987
Ritcher, Jim	G	North Carolina State	1980-92	Tracey, John	LB	Texas A & M	1962-67
Rivera, Hank	DB	Oregon State	1963	Trapp, Richard	WR	Florida	1968
Roberson, Bo	E	Cornell	1965	Traynowicz, Mark	G	Nebraska	1985-88
Robertson, Isiah	LB	Southern	1979-82	Tucker, Erroll	DB/KR	Utah	1988-89
Robinson, Matt	QB	Georgia	1981-82	Turner, Vernon	WR	Carson-Newman	1990
Rogers, Reggie	DE	Washington	1991	Tuten, Rick	P	Florida State	1990
Rolle, Butch	TE	Michigan State	1986-91	Tuttle, Perry	WR	Clemson	1982-83
Romes, Charles	DB	No. Carolina Central	1977-86	Tyler, Maurice	S	Morgan State	1972-73
Roopenian, Mark	NT	Boston College	1982-83	V			
Roquenoire, Darwood	S	Texas A & I	1987	Valdez, Vernon	DB	San Diego College	1961
Rosdahl, Harrison	DE	Penn State	1964	Van Valkenburg, Pete	RB	Brigham Young	1973
Rosenmeier, Erik	C	Colgate	1987	Villapiano, Phil	LB	Bowling Green	1980-83
Ross, Louis	DE	So. Carolina State	1971-72	Virkus, Scott	DE	San Francisco C.C.	1983-84
Ross, Willie	FB	Nebraska	1964	Vogler, Tim	G/T/C	Ohio State	1979-88
Russell, Ben	QB	Louisville	1968	W			
Rutkowski, Charles	E	Ripon	1960	Wagstaff, Jim	DB	Idaho State	1960-61
Rutkowski, Ed	QB/WR	Notre Dame	1963-68	Walczak, Mark	TE	Arizona	1987
Rud, Tom	LB	Nebraska	1975-77	Walker, Dornie	DB	Central State (OH)	1973-74
Rychlec, Tom	E	American International	1960-62	Walls, Craig	LB	Indiana	1987
S							
Saidock, Tom	DT	Michigan State	1962	Walsh, Chris	WR	Stanford	1992
Saines, George	S	Michigan State	1963-69	Walterscheid, Len	S	So. Utah State	1983-84
Sanford, Lucius	LB	Georgia Tech	1978-86	Walton, Larry	WR	Arizona State	1978
Saunders, John	S	Toledo	1972	Warlick, Ernie	E	No. Carolina Cent.	1962-65
Schaffer, Joe	HB	Tennessee	1960	Warner, Charley	DB	Prairie View	1964-66
Schantzweiler, Scott	LB	Maryland	1987	Washington, Dave	LB	Alcorn State	1972-74
Schlopy, Todd	K	Michigan	1987	Washington, Vic	RB	Wyoming	1975-76
Schmidt, Bob	C	Minnesota	1966-67	Watkins, Larry	FB	Alcorn State	1973-74
Schmidt, Henry	DT	Southern California	1965	Watters, Scott	LB	Wittenberg	1987
Schnarr, Steve	RB	Otterbein	1975	Wegert, Ted	HB	Nore	1960
Schottenheimer, Marty	LB	Pittsburgh	1965-68	Wenglikowski, Al	LB	Pittsburgh	1984, 87
Schulte, Rick	OG	Illinois	1987	West, Willie	DB	Oregon	1962-63
Schulz, Kurt	S	Eastern Wash.	1992	Wheeler, Manoh	QB	Maine	1962
Scott, John	T	Ohio State	1960-61	White, Craig	WR	Missouri	1984
Seals, Leon	DE	Jackson State	1987-91	White, Jai	TE	Ohio State	1971-72
Sedlock, Bob	DT	Georgia	1960	White, Sherman	DE	California	1976-83
Selfridge, Andy	LB	Virginia	1972	Whittington, Arthur	RB	SMU	1982
Sestak, Tom	DT	McNeese State	1962-68	Wilkins, Gary	FB	Georgia Tech	1986-87
Seymour, Paul	TE	Michigan	1973-77	Williams, Ben	DE	Mississippi	1976-85
Shaw, Billy	G	Georgia Tech	1961-69	Williams, Chris	CB	LSU	1982-83
Shaw, Dennis	QB	San Diego State	1970-73	Williams, James	CB	Fresno State	1990-92
Shepherd, Johnny	RB	Livingston Univ.	1987	Williams, Kevin	CB	Iowa State	1986
Sherman, Tom	QB	Penn State	1969	Williams, Leonard	RB	Western Carolina	1987
Shipp, Joe	TE	Southern California	1979	Williams, Van	RB	Carson-Newman	1983-84
Shockley, Bill	HB	West Chester State	1961	Willis, Keith	DE	Northwestern	1992
Shupe, Mark	C	Arizona State	1987	Willis, Len	WR	Ohio State	1977-79
Silipo, Joe	C	Tulane	1987	Wilson, Don	S	No. Carolina State	1984-85
Simpson, Bill	FS	Michigan State	1980-82	Wilson, Eric	LB	Maryland	1985
Simpson, O.J.	RB	Southern California	1969-77	Wilson, Mike	G	Dayton	1971
Skorupan, John	LB	Penn State	1973-77	Winans, Jeff	DT	Southern California	1973-75
Smerlas, Fred	NT	Boston College	1979-89	Winfrey, Stan	RB	Arkansas State	1977
Smith, Allen	HB	Ft. Valley State	1966-67	Witt, Billy	DE	North Alabama	1987
Smith, Bobby	HB	North Texas State	1964-65	Wolff, Wayne	G	Wake Forest	1961
Smith, Bruce	DE	Virginia Tech	1985-92	Wolford, Will	G/T	Vanderbilt	1986-92
Smith, Carl	FB	Tennessee	1960	Word, Roscoe	DB	Jackson State	1976
Smith, Don	DE	Miami (FL)	1985-86	Wright, Bo	RB	Alabama	1988
Smith, Don	RB	Mississippi State	1990	Wright, Jeff	NT	Central Missouri	1988-92
Smith, Joey	WR	Clemson	1984	Wyatt, Alvin	DB	Bethune-Cookman	1970-73
Smith, Leonard	DB	McNeese State	1988-91	Wyche, Sam	QB	Furman	1976
Smith, Lucius	CB	Cal. State-Fullerton	1984	V			
Smith, Marty	DT	Louisville	1976	Yaccino, John	DB	Pittsburgh	1962
Smith, Tody	DE	Southern California	1976	Yeates, Jeff	DT	Boston College	1974-76
Snowden, Cal	DE	Indiana	1971	Yoho, Mack	DE	Miami (OH)	1960-63
Solomon, Roland	CB	Utah	1980	Young, Dave	TE	Purdue	1983
Sommer, Don	OT	Texas, El Paso	1987	Young, Willie	T	Alcorn State	1971-72
Sorey, Jim	DT	Texas Southern	1960-62	Youngelman, Sid	T	Alabama	1962-63
Spikes, Jack	FB	TCU	1966-67	Z			
Staysniak, Joe	OL	Ohio State	1991	Zecher, Rich	DT	Utah State	1967
Steels, Anthony	KR/RB	Nebraska	1985	Zelenick, Conrie	C	Purdue	1977
Steinfort, Fred	K	Boston College	1983				
Stephenson, Kay	QB	Florida	1968				
Stone, Don	FB	Arkansas	1965				
Stone, Ken	S	Vanderbilt	1973				

1959 — 10/28 The American Football League granted their seventh franchise to Buffalo with Ralph C. Wilson, Jr. of Detroit as principal owner. 11/23 Penn State QB Richie Lucas selected as Buffalo's first draft choice. 11/30 Team named Bills by President Ralph C. Wilson, Jr. 12/16 Garrard "Buster" Ramsey named head coach of the Bills. 12/22 Dick Gallagher chosen as general manager.

1960 — 7/10 First Bills training camp opened at Roycroft Inn in East Aurora, NY. 7/30 First preseason game played before 16,000 fans in Buffalo's War Memorial Stadium (lost to Boston, 28-7). 8/13 Bills first victory, a 31-14 preseason win over Denver at Rochester, NY. 9/11 First regular season game was a loss to the New York Titans, 27-3, at the Polo Grounds. 9/18 Denver prevailed, 27-21, in Bills regular season home opener before 15,229 at War Memorial. 9/23 First regular season victory, 13-0, at Boston. 10/23 Bills victimized Oakland for first home victory, 38-9.

1961 — 10/27 Lou Saban hired as director of player personnel. 12/9 Bills missed first .500 season with a loss to San Diego, 28-10, to finish 6-8-0, although a 3-2 record was posted in their last five games, all on the road.

1962 — 1/4 Buster Ramsey fired as head coach. 1/18 Lou Saban named as Ramsey's replacement. 12/8 Bills defeated New York Titans, 20-3, to end year with 7-6-1 record and first winning season. 12/8 FB Cookie Gilchrist established a new AFL season rushing record with 1,096 yards.

1963 — 7/13 Camelot Motor Inn in Blasdell, NY, became Bills' new training camp. 12/7 Gilchrist set all-time pro rushing record of 243 yards and scored five touchdowns in 45-14 rout of the New York Jets. 12/28 Bills lost Eastern Division playoff game to Boston, 26-8, in Buffalo.

1964 — 9/13 Bills scored first home opening victory against Kansas City, 34-13. 12/20 Bills clinched Eastern Division title in Fenway Park snow by 24-14 margin over Boston, completing a 12-2 record. 12/26 Buffalo gained first AFL Championship with a 20-7 triumph over San Diego before standing room only crowd of 40,242 in War Memorial Stadium.

1965 — 7/1 Season ticket sales reached record 26,000 with 7,700 new seats installed in War Memorial Stadium. 12/5 Bills defeated Houston, 29-18, in Rice Stadium to clinch second straight Eastern Division title. 12/26 Bills blanked San Diego, 23-0, for second consecutive AFL crown in San Diego.

1966 — 1/2 Lou Saban, AFL Coach-of-the-Year in '64 and '65, resigned to accept position at University of Maryland. 1/3 QB Jack Kemp named AFL Player-of-the-Year. 1/6 Assistant coach Joe Collier named new head coach. 1/15 Bills bowed to AFL All-Stars, 30-19, at Houston's Rice Stadium. 1/17 FB Billy Joe, flanker Bo Roberson, OT Jim Davidson, DE Howard Simpson are claimed by Miami in expansion draft. 12/18 Bills defeated Denver at War Memorial Stadium, 38-21, in season's finale to clinch third consecutive Eastern Division Championship. 12/18 Bills HB Bobby Burnett named AFL Rookie-of-the-Year.

1967 — 1/1 Bills denied trip to first Super Bowl as Kansas City recorded 31-7 win in AFL Championship game at War Memorial. 8/14 Playing an NFL opponent for the first time, the Bills lost a 19-17 preseason decision to Detroit in Tiger Stadium.

1968 — 1/16 HB Bobby Burnett, OT Gary Bugenhagen, DT Rich Zecher, DB Charley King and C Bob Schmidt were claimed by Cincinnati in expansion draft. 7/20 Niagara University, Niagara Falls, NY, became the new location for training camp. 8/5 Bills defeated Detroit, 13-9, in a preseason contest at War Memorial for first victory over an NFL team. 9/15 Collier was relieved of coaching duties after Bills lost second game of season to Oakland, 48-6. Harvey Johnson, Bills player personnel director, was named to succeed him on an interim basis. 10/8 WR Elbert Dubenion, last of the original Bills, retired as a player.

1969 — 1/17 John Rauch resigned as Oakland head coach and agreed to a four-year contract for the same post with the Bills. 1/28 Bills make Heisman Trophy winner O.J. Simpson their number one draft choice.

1971 — 1/4 Bills QB Dennis Shaw named NFL Rookie-of-the-Year. 7/20 Rauch resigned as head coach. Johnson once again named interim coach. 12/24 Saban returned to the Bills to become vice-president in charge of football operations and head coach.

1972 — 9/24 Buffalo defeated San Francisco, 27-20, at War Memorial for first regular season victory over an NFC opponent since the AFL-NFL merger in 1970. 12/26 Simpson named AFC Player-of-the-Year after his first 1,000-yard season.

1973 — 8/17 A sellout crowd of 80,020 watched the first game in Rich Stadium (Orchard Park, NY). Washington defeated the Bills, 37-21, in this preseason contest. 9/16 Simpson set a single-game NFL rushing record of 250 yards in Buffalo's 31-13 victory at New England. 9/30 The first regular season game played at Rich Stadium was also the Bills first victory there as Buffalo defeated the New York Jets, 9-7, before 77,425 fans. 10/29 Rich Stadium was the site for Buffalo's first prime time game coverage as the Bills defeated Kansas City, 23-14, on Monday Night Football. 12/16 Simpson ran for 200 yards in the 34-14 victory over the Jets and became the first player to rush for over 2,000 yards (2,003) in a single season. 12/23 Simpson was named the NFL's Most Valuable Player.

1974 — 12/22 As the AFC Wild Card qualifier, Bills lose a 32-14 decision at Pittsburgh.

1975 — 12/20 Simpson set NFL record for TDs in a season with 23. 12/31 Simpson named AFC Most Valuable Player.

1976 — 10/15 Saban resigned as head coach, replaced by Bills assistant Jim Ringo.

1978 — 1/10 Ringo replaced by Chuck Knox as head coach. 3/24 Simpson is traded to San Francisco.

1980 — 9/7 Bills ended their NFL record 20-game losing streak to a single opponent when they defeated Miami, 17-7, at Rich Stadium. 12/21 AFC Eastern Division clinched with a 18-13 victory at San Francisco.

1981 — 1/3 San Diego defeated Buffalo, 20-14, in divisional playoff at Jack Murphy Stadium. 1/6 Knox named NFL Coach-of-the-Year. 7/19 Bills change training camp site to Fredonia State University in Fredonia, NY. 12/27 In AFC Wild Card game, Bills scored a 31-27 win over the New York Jets at Shea Stadium.

1982 — 1/3 Buffalo lost to Cincinnati, 28-21, in AFC Divisional Playoff at Riverfront Stadium.

1983 — 1/25 Knox resigned as head coach. 2/1 Assistant coach Kay Stephenson named head coach.

1984 — 8/4 Rich Stadium capacity increases 270 seats to 80,290 with the construction of executive suites in top floor of Administration Building.

1985 — 1/22 Simpson became the first Bill to be inducted into the Pro Football Hall of Fame. 2/28 Number one overall draft choice Bruce Smith signed with the Bills. 10/1 Stephenson was fired as head coach and replaced by assistant Hank Bullough.

1986 — 8/19 QB Jim Kelly signed with the Bills. 11/3 Marv Levy was named head coach, replacing Bullough.

1987 — 10/31 LB Cornelius Bennett was acquired in a three-way trade with Indianapolis and the Los Angeles Rams. 12/29 LB Shane Conlan was named NFL Defensive Rookie-of-the-Year.

1988 — 11/20 Bills clinched the AFC Eastern Division crown with a 9-6 OT victory over the New York Jets at Rich Stadium. 12/11 Buffalo fans set a new NFL season in-stadium attendance record of 622,793.

1989 — 1/1 In first home playoff game at Rich Stadium, Bills defeated Houston, 17-10, in AFC Divisional matchup. 1/8 Cincinnati holds off Buffalo, 21-10, in the AFC Championship game at Riverfront Stadium. 12/23 Bills clinch second consecutive AFC Eastern Division crown by defeating the New York Jets, 37-0, in the season finale at Giants Stadium.

1990 — 1/6 Buffalo narrowly missed playoff advancement in AFC Divisional loss at Cleveland, 34-30. 12/23 Bills claimed their third consecutive AFC Eastern Division title by handing Miami a 24-14 defeat in front of a Rich Stadium record crowd of 80,235.

1991 — 1/12 Miami returned to Buffalo and again was defeated, 44-34, in the AFC Divisional Playoff game as the two teams combined for a regulation time NFL playoff record for points scored. 1/20 Bills won their first-ever AFC Championship by dominating the Los Angeles Raiders, 51-3. 1/27 Bills lost to the New York Giants, 20-19, in the Silver Anniversary Super Bowl XXV at Tampa Stadium as a Scott Norwood field goal sailed wide right with eight seconds remaining in the battle later dubbed, "A Game for the Ages." 9/1 Bills break a 28-year old team record for offensive yards in a game with a 582-yard outing vs. the Dolphins as Buffalo's no-huddle offense opens the '91 season that would see 10 new team records. RB Thurman Thomas becomes the first Bills back to record 100 yards rushing and receiving in a single game on his way to becoming the NFL's MVP. 12/1 Buffalo captures its 4th consecutive AFC East crown with a 24-13 victory over the Jets. 12/22 Bills fans establish a new single season in-stadium NFL record of 635,889, breaking their own mark they set in 1988.

1992 — 1/5 Bills defeat Kansas City, 37-14, in 4th playoff contest at Rich Stadium in past 4 seasons. 1/12 Buffalo holds back Denver, 10-7, to capture its 2nd consecutive AFC title. 1/26 Buffalo's quest for a world championship is dashed as the Washington Redskins defeat the Bills, 37-24, in Super Bowl XXVI before 63,130 fans at HHH Metrodome, Minneapolis. 9/6 WR James Lofton breaks Steve Largent's NFL receiving yards record of 13,089 vs. the Rams. 9/13 Bills defeat the 49ers 34-31 in the first NFL game without a punt attempt. 10/4 Largest Rich Stadium crowd (80,368) watches the Bills fall to Miami, 10-37.

1993 — 1/3 QB Frank Reich leads the Bills back from a 32-point 3rd quarter deficit in the NFL's greatest comeback of all-time, a 41-38 OT win over Houston in the Wild Card game. 1/9 Bills win at Pittsburgh, 24-3, in next round of playoffs before Buffalo's defense smothers Miami in the championship game, 29-10, as K Steve Christie ties an NFL postseason record with 5 FGs. 1/31 Bills become only the 2nd team in NFL history to appear in 3 consecutive Super Bowls, but lose to Dallas, 52-17, in the Rose Bowl. 2/4 Bill Polian's 7-year tenure as GM ends with his release. 2/5 Bills Director of Player Personnel John Butler is named Executive V.P./General Manager and Jerry Foran is promoted to V.P./Administration.

Available at:

AM&A's



**AUTHENTIC
NFL PRO LINE**

Jim Kelly Quarterback Club Jacket



APEX ONE®

The logo consists of a stylized mountain peak shape formed by two blue triangles meeting at a point, with a red triangle at the top. A white diagonal line runs through the center of the blue triangles. To the right of the peak is a registered trademark symbol (®).

Official Sideline Apparel and Footwear of the Buffalo Bills

WGR NEWS RADIO 55

**HOME OF THE
AFC CHAMPION
BUFFALO BILLS**



BILLS UPDATES :15 & :45

THE JIM KELLY SHOW

SPORTSTALK WITH ART WANDER

THE MARV LEVY SHOW

BILLS TALK WEEKENDS

**PLAY-BY-PLAY WITH VAN MILLER,
GREG BROWN & MARC STOUT**

PETE WEBER PRE & POST GAME

**TRAFFIC & WEATHER TOGETHER
EVERY 10 MINUTES PRE & POST-GAME**